

발간등록번호  
PUBLICATION NUMBER

11-1360000-000789-10



# 방재기상관측연보

ANNUAL REPORT OF  
AUTOMATIC WEATHER STATION DATA

2017



기 상 청

KOREA METEOROLOGICAL ADMINISTRATION  
SEOUL, KOREA

1. 2017 12 1997 ~2015 「2017」 가  
(CDMS) AWS

AWS

80% ( , , . )

1,440 1

2.

(AWS: Automatic Weather System)

가 , , , 1

가

3.

(m/s), (mm) , , 135 ° E ( ), 16 ,  
Standard Time) (KST:Korean

4.

1

1

5.

1

(1 24 ) 10

1

16

(1~10 ), (11~20 ),

(21~ )

6.

0300, 0600, 0900, 1200, 1500, 1800, 2100,  
2400 KST 8 1 . 8 0300,  
0900, 1500, 2100 KST 0600, 1200, 1800, 2400 KST 4 1

7.

1 1,440

1

80%

8.

1 1,440

1

80%

24

10

가 80%



.....	2
.....	12
.....	13
.....	17
.....	29
.....	1021

Station		Address	Lat. (N)	Long. (E)	Height(m)
Number	Name				
096	독 도	경상북도 울릉군 독도리	37°14'	131°52'	96.2
116	관악(레)	경기도 과천시 중앙동	37°27'	126°58'	624.8
160	부산(레)	부산광역시 서구 서대신동3가	35°07'	128°60'	518.5
229	격렬 *	충청남도 태안군 가의도리	36°38'	125°34'	103.6
300	말 도	전라북도 군산시 말도리	35°52'	126°19'	48.5
301	임 자 도	전라남도 신안군 진리	35°05'	126°07'	6.0
302	장 산 도	전라남도 신안군 오음리	34°40'	126°10'	19.0
303	가 거 도	전라남도 신안군 가거도리	34°03'	125°08'	22.0
304	신 지 도	전라남도 완도군 월양리	34°19'	126°51'	21.0
305	여 서 도	전라남도 완도군 여서리	33°59'	126°55'	35.4
306	소 리 도	전라남도 여수시 연도리	34°26'	127°48'	3.0
308	옥 도	전라남도 신안군 옥도리	34°41'	126°04'	5.6
310	궁 촌	강원도 삼척시 궁촌리	37°19'	129°16'	14.0
311	가 야 산	경상남도 합천군 치인리	35°47'	128°05'	595.7
312	주 왕 산	경상북도 청송군 상의리	36°24'	129°08'	264.0
313	양 지 암	경상남도 거제시 능포동	34°54'	128°45'	54.7
314	덕 유 봉	전라북도 무주군 심곡리	35°52'	127°45'	1518.3
315	성 삼 재	전라남도 구례군 좌사리	35°18'	127°31'	1088.9
316	무 등 산	광주광역시 동구 용연동	35°07'	126°60'	911.8
317	모 약 산	전라북도 완주군 원기리	35°44'	127°07'	101.3
318	용 평	강원도 춘천시 용산리	37°39'	128°40'	770.0
319	천 부	경상북도 울릉군 천부리	37°32'	130°52'	58.1
320	향 로 봉	강원도 인제군 용대리	38°20'	128°19'	1262.6
321	원 통	강원도 인제군 원통리	38°07'	128°12'	253.7
322	상 서	강원도 화천군 산양리	38°13'	127°40'	263.8
323	마 현	강원도 철원군 마현리	38°16'	127°33'	291.4
324	송 계	충청북도 제천시 탄지리	36°55'	128°04'	141.0
325	백 운	충청북도 제천시 평동리	37°09'	128°02'	230.0
326	용 문 산	경기도 양평군 중원리	37°33'	127°37'	191.0
327	우 암 산	충청북도 청주시상당구 명암동	36°39'	127°31'	127.5
328	중 문	제주특별자치도 서귀포시 색달동	33°15'	126°24'	63.0
329	아 라	제주특별자치도 제주시 아라일동	33°27'	126°34'	374.7
330	회 수	제주특별자치도 서귀포시 대표동	33°16'	126°27'	221.0
400	강 남	서울특별시 강남구 삼성동	37°31'	127°03'	59.2
401	서 초	서울특별시 서초구 서초동	37°29'	127°02'	33.1

Station		Address	Lat. (N)	Long. (E)	Height(m)
Number	Name				
402	강 동	서울특별시 강동구 고덕동	37°33'	127°09'	56.2
403	송파 *	서울특별시 송파구 잠실동	37°31'	127°06'	58.3
404	강서 *	서울특별시 강서구 화곡동	37°34'	126°50'	80.4
405	양천 *	서울특별시 양천구 목동	37°32'	126°53'	11.9
406	도 봉	서울특별시 도봉구 방학동	37°36'	127°02'	56.7
407	노 원	서울특별시 노원구 공릉동	37°37'	127°06'	52.1
408	동 대 문	서울특별시 동대문구 전농동	37°35'	127°04'	54.0
409	중 량	서울특별시 중랑구 면목동	37°35'	127°05'	39.1
410	기 상 청	서울특별시 동작구 신대방동	37°30'	126°55'	36.4
411	마 포	서울특별시 마포구 망원동	37°33'	126°56'	100.7
412	서 대 문	서울특별시 서대문구 신촌동	37°34'	126°56'	103.1
413	광 진	서울특별시 광진구 자양동	37°32'	127°05'	28.6
414	성 북	서울특별시 성북구 정릉동	37°37'	126°60'	128.6
415	용산 *	서울특별시 용산구 이촌동	37°31'	126°59'	31.7
416	은 평	서울특별시 은평구 불광동	37°39'	126°57'	65.4
417	금 천	서울특별시 금천구 독산동	37°28'	126°54'	45.0
418	한 강	서울특별시 영등포구 여의도동	37°31'	126°56'	10.7
419	중 구	서울특별시 중구 예장동	37°33'	126°59'	266.4
421	성 동	서울특별시 성동구 성수동1가	37°33'	127°02'	34.7
422	북 약 산	서울특별시 종로구 평창동	37°36'	126°59'	333.8
423	구 로	서울특별시 구로구 궁동	37°30'	126°50'	56.1
424	강 북	서울특별시 강북구 수유동	37°38'	127°02'	57.3
425	남 현	서울특별시 관악구 남현동	37°28'	126°59'	87.9
494	세종고운	세종특별자치시 고운동	36°32'	127°14'	107.8
495	하 개 정	경기도 안성시 개정리	36°58'	127°11'	25.4
496	세종금남	세종특별자치시 용포리	36°28'	127°16'	30.3
497	삽 당 령	강원도 강릉시 송현리	37°35'	128°51'	658.2
498	구 룡 령	강원도 홍천군 명개리	37°53'	128°31'	1015.1
499	중 면	경기도 연천군 삼곶리	38°08'	127°01'	53.7
500	양 도	인천광역시 강화군 도장리	37°38'	126°25'	29.0
501	대 연 평	인천광역시 옹진군 연평리	37°40'	125°42'	7.6
502	교 동	인천광역시 강화군 고구리	37°47'	126°17'	13.9
503	도 라 산	경기도 파주시 도라산리	37°54'	126°43'	18.3
504	포 천	경기도 포천시 자작동	37°52'	127°11'	105.1
505	가평조종	경기도 가평군 북면	37°49'	127°21'	170.5
506	금 촌	경기도 파주시 금촌동	37°45'	126°47'	19.0
507	창 수	경기도 포천시 고소성리	38°01'	127°09'	76.1
508	왕 산	인천광역시 중구 을왕동	37°28'	126°22'	140.9
509	관 약	서울특별시 관악구 신림동	37°27'	126°57'	141.6
510	영등포 *	서울특별시 영등포구 당산동	37°32'	126°54'	25.4
511	공 촌 동	인천광역시 서구 공촌동	37°33'	126°41'	47.0
512	남동공단	인천광역시 연수구 동춘동	37°24'	126°40'	9.1
513	덕 적 도	인천광역시 옹진군 진리	37°14'	126°09'	20.0
514	대 부 도	경기도 안산시 단원구 대부북동	37°15'	126°35'	32.8
515	운 평	경기도 화성시 운평리	37°05'	126°46'	8.0
516	안 성	경기도 안성시 옥산동	37°00'	127°15'	26.0
517	간 성	강원도 고성군 신안리	38°23'	128°28'	4.5
518	해 안	강원도 양구군 오유리	38°16'	128°07'	468.5
519	사 내	강원도 화천군 사창리	38°05'	127°31'	297.7
520	설 약 동	강원도 속초시 설약동	38°10'	128°31'	135.0

Station		Address	Lat. (N)	Long. (E)	Height(m)
Number	Name				
521	강 현	강원도 양양군 장산리	38°09'	128°36'	13.4
522	화 촌	강원도 홍천군 주음치리	37°47'	127°59'	187.0
523	주 문 진	강원도 강릉시 주문리	37°54'	128°49'	10.0
524	강 문	강원도 강릉시 강문동	37°47'	128°55'	3.3
525	봉 평	강원도 평창군 창동리	37°37'	128°23'	552.1
526	평 창	강원도 평창군 여만리	37°23'	128°24'	303.2
527	신 동	강원도 정선군 예미리	37°13'	128°39'	392.0
528	백 령 면	인천광역시 옹진군 진촌리	37°58'	124°43'	36.0
529	원 덕	강원도 삼척시 산양리	37°08'	129°17'	40.7
530	태 하	경상북도 울릉군 태하리	37°31'	130°49'	178.0
531	가평북면	경기도 가평군 소법리	37°53'	127°33'	106.6
532	의 정 부	경기도 의정부시 용현동	37°44'	127°04'	89.5
533	신 둔	경기도 이천시 신둔면	37°19'	127°26'	103.0
534	장 호 원	경기도 이천시 진암리	37°07'	127°37'	87.3
535	서 석	강원도 홍천군 풍암리	37°43'	128°11'	313.1
536	횡 성	강원도 횡성군 읍하리	37°29'	127°58'	110.5
537	임 계	강원도 정선군 봉산리	37°29'	128°51'	488.0
538	신 서	경기도 연천군 도신리	38°10'	127°06'	82.3
539	포천이동	경기도 포천시 장암리	38°01'	127°22'	137.7
540	고 양	경기도 고양시 덕양구 용두동	37°38'	126°54'	44.7
541	남 양 주	경기도 남양주시 퇴계원리	37°39'	127°09'	27.8
542	청 평	경기도 가평군 대성리	37°41'	127°23'	42.0
543	영 종 도	인천광역시 중구 운남동	37°30'	126°33'	25.8
544	전 곡 항	경기도 화성시 전곡리	37°11'	126°39'	11.0
545	안 산	경기도 평택시 사리	37°17'	126°50'	5.9
546	경기광주	경기도 광주시 송정동	37°26'	127°16'	122.6
547	양 동	경기도 양평군 쌍학리	37°25'	127°45'	108.6
548	여 주	경기도 여주시 여주시	37°16'	127°38'	115.9
549	용 인	경기도 성남시 수정구 둔전동	37°16'	127°13'	79.4
550	오 산	경기도 오산시 외삼미동	37°11'	127°03'	41.8
551	평 택	경기도 평택시 비전동	36°60'	127°07'	36.5
552	김 화	강원도 철원군 학사리	38°16'	127°25'	238.4
553	대 진	강원도 고성군 대진리	38°30'	128°26'	21.5
554	미 시 령	강원도 고성군 원암리	38°13'	128°26'	770.5
555	화 천	강원도 화천군 위라리	38°06'	127°42'	113.0
556	양 구	강원도 양구군 정림리	38°06'	127°59'	188.9
557	기 름	강원도 인제군 현리	37°57'	128°19'	336.5
558	팔 봉	강원도 홍천군 팔봉리	37°41'	127°42'	93.5
559	내 면	강원도 홍천군 창촌리	37°47'	128°24'	574.5
560	진 부	강원도 평창군 진부면	37°39'	128°34'	540.7
561	청 일	강원도 횡성군 유동리	37°35'	128°09'	222.0
562	영월주천	강원도 영월군 주천리	37°17'	128°16'	283.0
563	북 평	강원도 정선군 장열리	37°28'	128°41'	358.0
565	시 흥	경기도 시흥시 장곡동	37°23'	126°47'	7.0
566	연 곡	강원도 강릉시 송림리	37°51'	128°49'	8.4
567	적 성	경기도 파주시 구읍리	37°57'	126°56'	71.3
568	일 동	경기도 포천시 기산리	37°58'	127°19'	162.0
569	구 리	경기도 구리시 토평동	37°35'	127°09'	27.2
570	금 곡	인천광역시 서구 금곡동	37°37'	126°39'	33.7
571	화 성	경기도 화성시 남양동	37°12'	126°49'	45.4

Station		Address	Lat. (N)	Long. (E)	Height(m)
Number	Name				
572	성 남	경기도 성남시 중원구 여수동	37°25'	127°07'	28.7
573	청 운	경기도 양평군 용두리	37°33'	127°43'	120.0
574	대 신	경기도 여주시 초현리	37°22'	127°35'	40.0
575	용인이동	경기도 용인시 처인구 이등면	37°06'	127°11'	48.0
576	백 암	경기도 용인시 처인구 백암면	37°08'	127°22'	114.0
577	장 봉 도	인천광역시 옹진군 장봉리	37°32'	126°20'	11.4
578	호 도	충청남도 보령시 녹도리	36°18'	126°16'	8.1
579	하 장	강원도 삼척시 장전리	37°22'	128°55'	609.2
580	옥 계	강원도 강릉시 현내리	37°37'	129°02'	58.4
581	상 동	강원도 영월군 내덕리	37°07'	128°46'	420.0
582	신 림	강원도 원주시 신림리	37°14'	128°05'	328.0
583	안 흥	강원도 횡성군 소사리	37°28'	128°09'	530.0
585	신 남	강원도 인제군 신남리	37°58'	128°05'	236.4
586	북 산	강원도 춘천시 추곡리	38°02'	127°53'	226.0
587	방 산	강원도 양구군 송현리	38°14'	127°57'	280.0
588	남 산	강원도 춘천시 창촌리	37°48'	127°39'	93.6
589	능 곡	경기도 고양시 일산동구 성석동	37°42'	126°47'	58.0
590	과 천	경기도 과천시 과천동	37°26'	127°00'	46.6
591	치 악 산	강원도 원주시 학곡리	37°25'	128°03'	268.5
592	부 룬	강원도 원주시 흥호리	37°14'	127°45'	52.0
593	양양영덕	강원도 양양군 영덕리	38°00'	128°32'	146.1
594	서 화	강원도 인제군 서화리	38°15'	128°13'	316.0
595	진 부 령	강원도 고성군 흘리	38°16'	128°22'	596.3
596	오 색	강원도 양양군 오색리	38°05'	128°30'	237.7
597	대 화	강원도 평창군 신리	37°33'	128°26'	561.1
598	양 주	경기도 양주시 가남리	37°50'	126°59'	87.8
599	광 릉	경기도 포천시 직동리	37°46'	127°10'	105.8
600	금 왕	충청북도 음성군 용계리	36°58'	127°35'	132.0
601	단 양	충청북도 단양군 별곡리	36°59'	128°22'	184.2
602	진 천	충청북도 진천군 진천읍	36°51'	127°26'	90.5
603	괴 산	충청북도 괴산군 서부리	36°48'	127°48'	127.0
604	옥 천	충청북도 옥천군 매화리	36°18'	127°36'	117.8
605	영 동	충청북도 영동군 부용리	36°10'	127°46'	137.1
606	대 산	충청남도 서산시 대죽리	37°01'	126°23'	16.0
607	근 흥	충청남도 태안군 신진도리	36°40'	126°09'	8.0
608	흥 북	충청남도 홍성군 월림리	36°38'	126°39'	83.0
609	삼 시 도	충청남도 보령시 삼시도리	36°20'	126°21'	36.1
610	흥 성	충청남도 홍성군 옥암리	36°36'	126°39'	49.3
611	세종연서	세종특별자치시 봉암리	36°34'	127°17'	28.1
612	공 주	충청남도 공주시 금흥동	36°29'	127°08'	28.8
614	서 천	충청남도 서천군 계동리	36°04'	126°42'	8.0
615	논 산	충청남도 논산시 덕지동	36°13'	127°06'	11.5
616	당 진	충청남도 당진시 채운동	36°53'	126°37'	50.0
617	성 거	충청남도 천안시서북구 성거읍	36°53'	127°09'	41.4
618	청 양	충청남도 청양군 정좌리	36°25'	126°47'	98.1
619	음 성	충청북도 음성군 평곡리	36°57'	127°41'	161.0
620	엄 정	충청북도 충주시 울능리	37°04'	127°54'	63.5
621	수 산	충청북도 제천시 하천리	36°58'	128°13'	147.3
622	수 안 보	충청북도 충주시 안보리	36°50'	128°00'	232.1
623	증 평	충청북도 증평군 연탄리	36°48'	127°34'	74.7

Station		Address	Lat. (N)	Long. (E)	Height(m)
Number	Name				
624	상 당	충청북도 청원군 미원리	36°38'	127°40'	244.0
625	속 리 산	충청북도 보은군 상판리	36°31'	127°49'	324.9
626	옥천청산	충청북도 옥천군 대성리	36°22'	127°49'	122.6
627	태 안	충청남도 태안군 남문리	36°46'	126°18'	40.9
628	예 산	충청남도 예산군 종경리	36°45'	126°49'	38.7
629	세종전의	세종특별자치시 읍내리	36°41'	127°12'	84.5
630	노 은	충청북도 충주시 신호리	37°03'	127°47'	116.6
631	송 도	인천광역시 연수구 동춘동	37°21'	126°37'	9.7
632	유 구	충청남도 공주시 석남리	36°32'	126°56'	58.8
633	정 안	충청남도 공주시 평정리	36°33'	127°06'	72.5
634	아 산	충청남도 아산시 대음리	36°51'	126°52'	27.5
635	양 화	충청남도 부여군 양화면	36°08'	126°52'	10.0
636	계 룡	충청남도 계룡시 부남리	36°19'	127°14'	131.9
637	신 평	충청남도 당진시 한정리	36°54'	126°48'	22.0
638	영 춘	충청북도 단양군 상리	37°05'	128°29'	175.0
639	덕 산	충청북도 제천시 도전리	36°54'	128°09'	282.0
640	청 천	충청북도 괴산군 송면리	36°40'	127°52'	225.1
641	대 청	충청북도 청원군 미원리	36°28'	127°29'	113.0
642	문 화	대전광역시 중구 문화동	36°19'	127°24'	77.3
643	세 천	대전광역시 동구 세천동	36°20'	127°30'	91.8
644	연 무	충청남도 논산시 안심리	36°08'	127°05'	24.1
645	서 부	충청남도 홍성군 서부면	36°35'	126°31'	20.5
646	춘 장 대	충청남도 서천군 부사리	36°10'	126°32'	13.1
647	가 곡	충청북도 영동군 가곡리	36°08'	127°42'	120.5
648	장 동	대전광역시 대덕구 장동	36°25'	127°27'	83.9
649	부 평	인천광역시 부평구 구산동	37°28'	126°45'	25.9
650	양 지	강원도 철원군 양지리	38°16'	127°17'	230.0
651	외 춘	강원도 철원군 외춘리	38°17'	127°12'	216.0
652	연천청산	경기도 연천군 초성리	38°02'	127°05'	51.9
654	자 월 도	인천광역시 옹진군 자월리	37°15'	126°18'	10.5
655	소 청 도	인천광역시 옹진군 소청리	37°46'	124°44'	83.0
656	불 음 도	인천광역시 강화군 불음도리	37°40'	126°12'	14.8
657	대 천 항	충청남도 보령시 신희동	36°19'	126°30'	24.0
658	만 리 포	충청남도 태안군 모항리	36°46'	126°07'	69.6
659	계 룡 산	충청남도 계룡시 부남리	36°21'	127°12'	831.7
660	면 온	강원도 평창군 면온리	37°34'	128°23'	533.5
661	현 내	강원도 고성군 명파리	38°33'	128°24'	5.0
662	승 봉 도	인천광역시 옹진군 외리	37°10'	126°18'	13.3
663	목 덕 도	인천광역시 옹진군 백아리	36°56'	125°47'	62.5
664	영 흥 도	인천광역시 옹진군 외리	37°13'	126°28'	17.7
665	무 의 도	인천광역시 중구 무의동	37°23'	126°26'	22.9
666	안 도	충청남도 태안군 방갈리	36°58'	126°10'	26.5
667	웅 도	충청남도 태안군 가의도리	36°39'	126°01'	58.9
669	외 연 도	충청남도 보령시 외연도리	36°14'	126°05'	20.5
670	양 양	강원도 양양군 송암리	38°05'	128°38'	4.3
671	청 호	강원도 속초시 조양동	38°11'	128°36'	3.0
672	상 하	전라북도 고창군 장산리	35°27'	126°29'	10.8
673	진 영	경상남도 김해시 우동리	35°17'	128°43'	20.6
674	사 북	강원도 정선군 사북리	37°13'	128°49'	821.0
675	남 이 섬	강원도 춘천시 방하리	37°47'	127°32'	51.5



Station		Address	Lat. (N)	Long. (E)	Height(m)
Number	Name				
676	위성센터	충청북도 진천군 광혜원리	36°59'	127°26'	161.0
680	평 화	강원도 화천군 동촌리	38°13'	127°51'	230.7
681	원 동	강원도 철원군 원동면	38°15'	127°49'	210.8
682	임 남	강원도 철원군 임남면	38°17'	127°52'	1062.0
684	춘천신북	강원도 춘천시 유포리	37°57'	127°47'	140.3
686	대 곡	경상남도 진주시 대곡면	35°15'	128°09'	22.0
688	봉 산	전라남도 담양군 삼지리	35°16'	126°56'	31.3
690	풍 산	전라북도 순창군 반월리	35°20'	127°08'	98.9
691	정 산	충청남도 청양군 학암리	36°23'	126°58'	21.9
692	백 학	경기도 연천군 두일리	38°02'	126°55'	33.2
693	오 창	충청북도 괴산군 청천면 대야로	36°43'	127°26'	66.0
694	원 호 봉	충청남도 예산군 대치리	36°42'	126°37'	674.9
695	광 덕 산	강원도 화천군 광덕리	38°07'	127°26'	1050.1
696	신 기	강원도 삼척시 신기리	37°21'	129°05'	81.8
697	서거차도	전라남도 진도군 서거차도리	34°15'	125°55'	4.0
698	해 제	전라남도 무안군 광산리	35°06'	126°17'	25.1
699	무 안	전라남도 무안군 교촌리	34°59'	126°28'	37.9
700	어 청 도	전라북도 군산시 어청도리	36°08'	125°58'	52.3
701	무 주	전라북도 무주군 당산리	36°00'	127°40'	205.8
702	익 산	전라북도 익산시 신흥동	35°57'	126°60'	14.5
703	진 안	전라북도 진안군 반월리	35°46'	127°26'	352.2
704	변 산	전라북도 부안군 격포리	35°37'	126°29'	4.6
706	담 양	전라남도 담양군 천변리	35°19'	126°58'	35.3
707	지 도	전라남도 신안군 읍내리	35°03'	126°13'	35.1
708	광 산	광주광역시 광산구 용곡동	35°08'	126°45'	30.4
709	구 례	전라남도 구례군 구례읍	35°12'	127°28'	30.0
710	나 주	전라남도 나주시 고통리	35°01'	126°45'	5.8
711	이 양	전라남도 화순군 강성리	34°56'	126°59'	52.2
712	순 천 시	전라남도 순천시 덕암동	34°57'	127°31'	9.5
713	광 양 읍	전라남도 광양시 칠성리	34°59'	127°35'	10.9
714	자 은 도	전라남도 신안군 구영리	34°53'	126°02'	4.3
716	하 의 도	전라남도 신안군 후광리	34°38'	126°02'	5.1
717	의 신	전라남도 진도군 연주리	34°26'	126°19'	12.0
718	상 조 도	전라남도 진도군 맹성리	34°20'	126°02'	7.0
719	선 유 도	전라북도 군산시 장자도리	35°49'	126°24'	11.5
720	보 길 도	전라남도 완도군 부황리	34°09'	126°33'	27.1
721	금 일	전라남도 완도군 신구리	34°20'	127°02'	1.4
722	조 선 대	광주광역시 동구 서석동	35°08'	126°56'	107.9
723	거 문 도	전라남도 여수시 거문리	34°02'	127°19'	9.2
724	추 자 도	제주특별자치도 제주시 영흥리	33°57'	126°18'	8.1
725	우 도	제주특별자치도 제주시 연평리	33°31'	126°57'	9.2
726	마 라 도	제주특별자치도 서귀포시 가파리	33°07'	126°16'	11.6
727	유 수 암	제주특별자치도 제주시 유수암리	33°25'	126°24'	422.9
730	장 성	전라남도 장성군 와룡리	35°17'	126°46'	38.2
731	영 암	전라남도 영암군 망호리	34°49'	126°41'	3.9
732	보 성	전라남도 보성군 옥평리	34°46'	127°06'	146.3
733	함 라	전라북도 익산시 신등리	36°03'	126°54'	49.1
734	완 주	전라북도 완주군 운곡리	35°54'	127°10'	43.0
735	덕 유 산	전라북도 무주군 삼공리	35°54'	127°46'	658.0
736	진 봉	전라북도 김제시 고사리	35°51'	126°47'	6.0

Station		Address	Lat. (N)	Long. (E)	Height(m)
Number	Name				
737	김 제	전라북도 김제시 서암동	35°49'	126°53'	51.4
738	출 포	전라북도 부안군 장동리	35°36'	126°42'	19.9
739	심 원	전라북도 고창군 도천리	35°31'	126°33'	9.0
741	화 순	전라남도 화순군 삼천리	35°03'	126°59'	93.9
742	운 남	전라남도 무안군 성내리	34°56'	126°20'	10.9
743	비 금	전라남도 신안군 지당리	34°46'	125°57'	8.0
744	산 이	전라남도 해남군 덕송리	34°40'	126°26'	1.0
745	성 전	전라남도 강진군 송월리	34°42'	126°42'	80.0
746	땅 끝	전라남도 해남군 미야리	34°23'	126°31'	9.0
747	청 산 도	전라남도 완도군 도청리	34°11'	126°52'	26.0
748	별 교	전라남도 보성군 별교읍	34°50'	127°22'	1.6
749	도 양	전라남도 고흥군 봉암리	34°32'	127°08'	24.8
750	백 야	전라남도 여주시 안포리	34°38'	127°38'	34.9
751	선 흘	제주특별자치도 제주시 선흘리	33°29'	126°43'	251.1
752	서 광	제주특별자치도 서귀포시 서광리	33°18'	126°18'	187.0
753	어 리 목	제주특별자치도 제주시 해안동	33°24'	126°30'	965.2
754	함 평	전라남도 함평군 기각리	35°04'	126°32'	11.0
755	화 순 북	전라남도 화순군 옥리	35°10'	127°05'	190.4
756	위 도	전라북도 부안군 진리	35°36'	126°17'	6.3
757	진안주천	전라북도 진안군 신양리	35°58'	127°26'	266.6
758	동 향	전라북도 진안군 대량리	35°50'	127°34'	320.2
759	뱀 사 골	전라북도 남원시 부운리	35°22'	127°35'	480.6
760	복 흥	전라북도 순창군 정산리	35°26'	126°56'	286.3
761	태 인	전라북도 정읍시 태창리	35°39'	126°56'	13.5
762	강 진 면	전라북도 임실군 용수리	35°31'	127°08'	169.0
763	여 산	전라북도 익산시 여산면	36°04'	127°04'	38.0
764	신 덕	전라북도 임실군 삼길리	35°40'	127°08'	218.9
765	복 내	전라남도 보성군 복내리	34°54'	127°08'	116.4
766	여수산단	전라남도 여주시 월내동	34°51'	127°43'	67.5
767	포 두	전라남도 고흥군 송산리	34°35'	127°24'	12.0
768	곡 성	전라남도 곡성군 학정리	35°17'	127°17'	100.0
769	염 산	전라남도 영광군 옥실리	35°12'	126°23'	3.3
770	다 도	전라남도 나주시 신동리	34°57'	126°50'	73.3
771	안 좌	전라남도 신안군 향목리	34°44'	126°09'	3.6
772	수 유	전라남도 진도군 수유리	34°32'	126°14'	1.0
773	학 산	전라남도 영암군 상월리	34°43'	126°38'	99.1
774	전남도청	전라남도 무안군 삼향읍	34°49'	126°28'	10.8
775	월 야	전라남도 함평군 월야리	35°11'	126°38'	35.4
776	현 산	전라남도 해남군 고현리	34°28'	126°33'	22.1
777	관 산	전라남도 장흥군 옥당리	34°33'	126°56'	37.1
778	유 치	전라남도 장흥군 관동리	34°48'	126°49'	94.0
779	한 림	제주특별자치도 제주시 명월리	33°24'	126°15'	38.8
780	제주남원	제주특별자치도 서귀포시 남원리	33°17'	126°42'	26.5
781	구 좌	제주특별자치도 제주시 하도리	33°31'	126°53'	18.0
782	성 판 악	제주특별자치도 제주시 교래리	33°23'	126°37'	760.3
783	과 기 원	광주광역시 북구 오룡동	35°14'	126°50'	32.4
784	시 종	전라남도 영암군 만수리	34°53'	126°37'	20.2
785	복 일	전라남도 해남군 신월리	34°28'	126°41'	22.0
786	돌 산	전라남도 여주시 신복리	34°37'	127°43'	8.0
787	도 화	전라남도 고흥군 구암리	34°27'	127°20'	140.2

Station		Address	Lat. (N)	Long. (E)	Height(m)
Number	Name				
788	풍 암	광주광역시 서구 풍암동	35°08'	126°53'	62.7
789	압 해 도	전라남도 신안군 신용리	34°53'	126°18'	12.0
790	나 로 도	전라남도 고흥군 덕흥리	34°32'	127°28'	136.0
791	피 아 골	전라남도 구례군 내동리	35°16'	127°35'	413.3
792	표 선	제주특별자치도 서귀포시 하천리	33°21'	126°49'	77.2
793	대 정	제주특별자치도 서귀포시 일과리	33°14'	126°14'	2.6
794	황 전	전라남도 순천시 괴목리	35°06'	127°26'	76.0
795	옥 과	전라남도 곡성군 리문리	35°17'	127°08'	83.9
796	초 도	전라남도 여수시 초도리	34°14'	127°15'	38.0
797	하 태 도	전라남도 신안군 태도리	34°24'	125°18'	35.6
798	홍 도	전라남도 신안군 홍도리	34°40'	125°11'	22.0
799	낙 월 도	전라남도 영광군 상낙월리	35°12'	126°08'	12.0
800	후 포	경상북도 울진군 금음리	36°40'	129°26'	11.0
801	영 양	경상북도 영양군 감천리	36°38'	129°05'	215.0
802	운 정	경상북도 울진군 외선미리	36°45'	129°20'	141.2
803	옥 산	경상북도 의성군 구성리	36°24'	128°49'	215.0
804	청 하	경상북도 포항시 북구 미남리	36°11'	129°20'	37.2
805	죽 장	경상북도 포항시 북구 방흥리	36°11'	129°06'	227.0
806	선 산	경상북도 구미시 이문리	36°14'	128°17'	38.4
807	의 흥	경상북도 군위군 수서리	36°11'	128°42'	112.0
808	호 미 곳	경상북도 포항시남구 호미곶면	36°05'	129°34'	11.0
809	대 덕	경상북도 김천시 중산리	35°56'	127°59'	233.4
810	성 주	경상북도 성주군 삼산리	35°56'	128°18'	33.0
811	황 성	경상북도 경주시 황성동	35°52'	129°13'	33.6
812	고 령	경상북도 고령군 내곡리	35°42'	128°17'	41.5
813	청 도	경상북도 청도군 송북리	35°39'	128°44'	76.3
814	부 석	경상북도 영주시 소천리	36°59'	128°40'	300.0
815	예 천	경상북도 예천군 동본리	36°40'	128°28'	102.1
816	구 룡 포	경상북도 포항시남구 병포리	35°59'	129°33'	42.4
817	수 비	경상북도 영양군 수하리	36°47'	129°13'	390.0
818	마 성	경상북도 문경시 외어리	36°42'	128°09'	230.0
819	예 안	경상북도 안동시 정산리	36°40'	128°53'	207.0
820	하 회	경상북도 안동시 하회리	36°33'	128°32'	77.0
821	공 성	경상북도 상주시 장동리	36°17'	128°04'	94.0
822	김 천	경상북도 김천시 하강리	36°05'	128°06'	83.3
823	군 위	경상북도 군위군 내량리	36°15'	128°33'	82.4
824	가 산	경상북도 칠곡군 학상리	36°06'	128°30'	116.0
825	칠 곡	경상북도 칠곡군 동안리	36°02'	128°23'	29.4
826	신 령	경상북도 영천시 화성리	36°03'	128°48'	126.2
827	경 산	경상북도 경산시 중방동	35°49'	128°45'	63.0
828	달 성	대구광역시 달성군 원교리	35°41'	128°25'	17.0
829	외 동	경상북도 경주시 입실리	35°43'	129°19'	73.0
830	기 계	경상북도 포항시 북구 현내리	36°04'	129°12'	45.0
831	석 포	경상북도 봉화군 대현리	37°02'	128°60'	674.0
832	안 계	경상북도 의성군 용기리	36°23'	128°26'	61.0
833	은 척	경상북도 상주시 남곡리	36°32'	128°03'	176.0
834	화 서	경상북도 상주시 달천리	36°26'	127°56'	300.0
835	봉 화 읍	경상북도 봉화군 거촌리	36°52'	128°45'	301.5
836	현 서	경상북도 청송군 덕계리	36°17'	128°54'	323.0
837	이 산	경상북도 영주시 원리	36°50'	128°39'	188.8

Station		Address	Lat. (N)	Long. (E)	Height(m)
Number	Name				
838	동 로	경상북도 문경시 생달리	36°47'	128°16'	450.0
839	길 안	경상북도 안동시 천지리	36°27'	128°54'	130.0
840	하 양	경상북도 경산시 금락리	35°55'	128°49'	71.0
841	화 북	경상북도 영천시 오산리	36°05'	128°55'	134.4
842	산 내	경상북도 경주시 외칠리	35°45'	129°01'	170.1
843	금 강 송	경상북도 울진군 금음리	36°56'	129°15'	226.0
844	영 덕 읍	경상북도 영덕군 구미리	36°26'	129°22'	23.0
845	대구북구	대구광역시 북구 서변동	35°55'	128°35'	28.1
846	서 구	대구광역시 서구 중리동	35°52'	128°32'	65.0
847	소 보	경상북도 군위군 위성리	36°17'	128°28'	68.3
848	청도금천	경상북도 청도군 금천면	35°41'	128°54'	104.0
849	지 보	경상북도 예천군 소화리	36°33'	128°23'	80.0
850	감 포	경상북도 경주시 나정리	35°47'	129°29'	2.7
851	소 곡	경상북도 울진군 소곡리	37°03'	129°21'	75.2
852	죽 변	경상북도 울진군 죽변리	37°04'	129°26'	41.0
853	팔 공 산	경상북도 칠곡군 득명리	36°01'	128°37'	571.6
854	삼 동	울산광역시 울주군 금곡리	35°30'	129°08'	160.0
855	가 파 도	제주특별자치도 서귀포시 가파리	33°10'	126°16'	4.3
856	광양백운산	전라남도 광양시 동곡리	35°06'	127°36'	514.8
857	완 도 읍	전라남도 완도군 중도리	34°18'	126°43'	4.4
858	지 산	전라남도 진도군 인지리	34°26'	126°10'	37.5
859	토 함 산	경상북도 경주시 장항리	35°46'	129°22'	341.4
860	신 암	대구광역시 동구 신암동	35°53'	128°37'	64.1
861	월 정	제주특별자치도 제주시 월정리	33°34'	126°47'	34.0
862	김 녕	제주특별자치도 제주시 김녕리	33°32'	126°46'	110.5
863	외 도	제주특별자치도 제주시 외도일동	33°29'	126°26'	86.2
864	완 산	전라북도 전주시완산구 남노송동	35°49'	127°09'	53.4
865	오 등	제주특별자치도 제주시 오등동	33°27'	126°31'	233.9
866	용 강 동	제주특별자치도 제주시 용강동	33°26'	126°36'	618.3
867	삼 각 봉	제주특별자치도 제주시 오라이동	33°23'	126°32'	1528.0
868	사 제 비	제주특별자치도 제주시 광령리	33°23'	126°30'	1434.0
869	영 실	제주특별자치도 서귀포시 하원동	33°21'	126°30'	1260.2
870	진달래밭	제주특별자치도 서귀포시 하례리	33°22'	126°33'	1489.4
871	윗세오름	제주특별자치도 제주시 광령리	33°22'	126°31'	1668.3
872	지 리 산	경상남도 산청군 중산리	35°19'	127°45'	864.7
873	원주백운산	강원도 원주시 서곡리	37°15'	127°58'	898.3
874	동 송	강원도 철원군 화지리	38°13'	127°12'	206.7
875	설 악 산	강원도 양양군 오색리	38°07'	128°28'	1595.7
876	삼 척	강원도 삼척시 교동	37°27'	129°10'	67.6
877	문 막	강원도 원주시 취병리	37°19'	127°48'	85.0
878	도 계	강원도 삼척시 황조리	37°13'	129°06'	814.2
879	스키점프	강원도 춘천시 용산리	37°40'	128°41'	851.0
880	금 악	제주특별자치도 제주시 금악리	33°20'	126°19'	337.7
881	새 만 금	전라북도 군산시 비안도리	35°44'	126°32'	9.6
882	상 무 대	전라남도 장성군 학성리	35°15'	126°36'	107.7
883	안 덕	제주특별자치도 서귀포시 동광리	33°19'	126°21'	375.0
884	기상(과)	제주특별자치도 서귀포시 서호동	33°16'	126°31'	177.6
885	태풍센터	제주특별자치도 서귀포시 한남리	33°20'	126°41'	244.4
886	군산산단	전라북도 군산시 내초동	35°57'	126°35'	10.0
887	세종연기	세종특별자치시 세종리	36°30'	127°17'	33.1

Station		Address	Lat. (N)	Long. (E)	Height(m)
Number	Name				
888	청 남 대	충청북도 청원군 미원리	36°28'	127°29'	92.0
889	현 총 원	서울특별시 동작구 사당동	37°30'	126°59'	16.2
890	신 레	제주특별자치도 서귀포시 신례리	33°19'	126°38'	302.0
891	색 달	제주특별자치도 서귀포시 색달동	33°17'	126°25'	425.0
900	두 서	울산광역시 울주군 구량리	35°37'	129°09'	123.0
901	울 기	울산광역시 동구 방어동	35°29'	129°26'	83.0
902	시 천	경상남도 산청군 내공리	35°15'	127°49'	186.0
903	도 천	경상남도 창녕군 우강리	35°24'	128°31'	13.7
904	사 상	부산광역시 사상구 감전동	35°08'	128°58'	4.3
905	양산상북	경상남도 양산시 상북면	35°26'	129°03'	84.0
906	화 개	경상남도 하동군 화개면	35°14'	127°39'	91.0
907	삼 천 포	경상남도 사천시 대방동	34°56'	128°04'	23.2
908	진 해	경상남도 창원시 진해구 웅천동	35°07'	128°45'	10.0
909	서 이 말	경상남도 거제시 지세포리	34°47'	128°44'	111.5
910	영 도	부산광역시 영도구 동삼동	35°04'	129°04'	137.9
911	매 물 도	경상남도 통영시 매죽리	34°39'	128°35'	69.0
912	백 천	경상남도 함양군 백천리	35°32'	127°47'	139.4
913	상 주 면	경상남도 남해군 상주리	34°43'	127°59'	19.7
914	서 하	경상남도 함양군 봉전리	35°38'	127°44'	352.1
915	삼 가	경상남도 합천군 두모리	35°25'	128°06'	86.9
916	단 성	경상남도 산청군 강누리	35°19'	127°58'	56.2
917	사 천	경상남도 사천시 신복리	35°02'	128°04'	23.5
918	고 성	경상남도 고성군 죽계리	34°59'	128°20'	11.0
919	창 녕	경상남도 창녕군 효정리	35°33'	128°29'	24.3
920	합 안	경상남도 합안군 산서리	35°18'	128°24'	10.0
921	가 덕 도	부산광역시 강서구 대항동	34°60'	128°50'	73.3
922	단 장	경상남도 밀양시 고례리	35°29'	128°56'	138.5
923	기 장	부산광역시 기장군 이천리	35°16'	129°15'	65.0
924	간 절 곳	울산광역시 울주군 대송리	35°22'	129°22'	24.0
925	생 림	경상남도 김해시 마사리	35°22'	128°49'	12.4
926	진 북	경상남도 창원시마산합포구 진북면	35°08'	128°28'	14.8
927	송 백	경상남도 밀양시 송백리	35°35'	128°53'	127.0
929	개 천	경상남도 고성군 청광리	35°07'	128°18'	130.1
930	사 량 도	경상남도 통영시 사랑면	34°49'	128°14'	6.0
931	육 지 도	경상남도 통영시 동항리	34°37'	128°16'	73.5
932	하 동	경상남도 하동군 신기리	35°04'	127°46'	8.0
933	금 남	경상남도 하동군 덕천리	34°60'	127°50'	43.0
934	수 곡	경상남도 진주시 사곡리	35°13'	127°56'	132.0
935	청 덕	경상남도 합천군 가현리	35°34'	128°20'	22.2
936	신 포	경상남도 의령군 신포리	35°20'	128°12'	61.9
937	해 운 대	부산광역시 해운대구 우동	35°11'	129°10'	63.0
938	부 산 진	부산광역시 부산진구 개금동	35°10'	129°01'	114.0
939	금 정 구	부산광역시 금정구 두구동	35°18'	129°06'	53.1
940	동 래	부산광역시 동래구 복천동	35°13'	129°05'	70.1
941	북 구	부산광역시 북구 덕천동	35°13'	129°00'	5.5
942	대 연	부산광역시 남구 대연동	35°08'	129°06'	14.9
943	매 곡	울산광역시 북구 매곡동	35°40'	129°23'	473.0
944	길 곡	경상남도 창녕군 증산리	35°23'	128°34'	23.0
945	대 병	경상남도 합천군 하금리	35°32'	127°59'	226.9
946	북 상	경상남도 거창군 갈계리	35°47'	127°49'	324.9

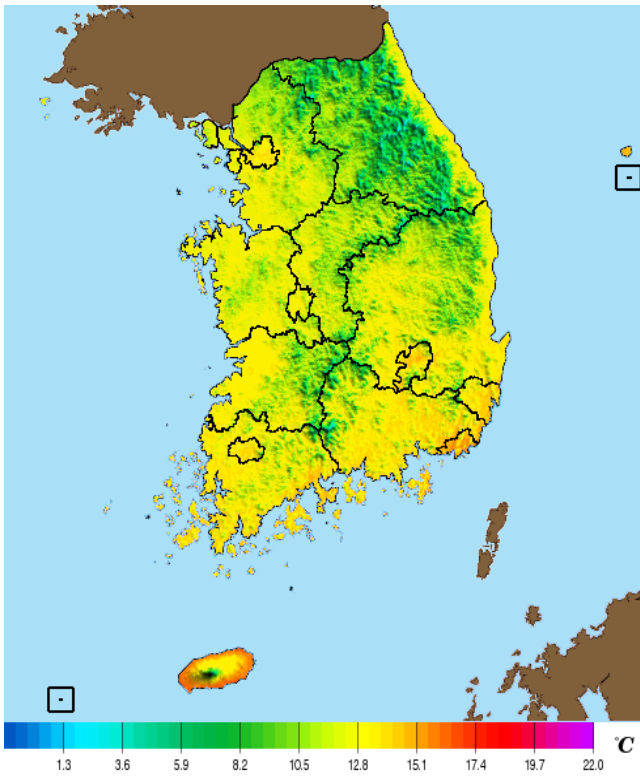
Station		Address	Lat. (N)	Long. (E)	Height(m)
Number	Name				
947	명 사	경상남도 거제시 저구리	34°43'	128°35'	30.5
948	삼 장	경상남도 산청군 덕교리	35°19'	127°50'	139.4
949	정 자	울산광역시 북구 산하동	35°38'	129°26'	8.0
950	사 하	부산광역시 사하구 신평동	35°05'	128°59'	127.0
951	내 장 산	전라북도 경읍시 내장동	35°31'	126°54'	107.8
953	장 목	경상남도 거제시 장목리	34°60'	128°41'	30.9
954	온 산	울산광역시 울주군 이진리	35°26'	129°22'	59.4
966	풍 도	경기도 안산시 단원구 대부남동	37°07'	126°23'	38.0
967	도 리 도	경기도 화성시 백미리	37°07'	126°37'	70.0
968	남 향	부산광역시 영도구 신선동3가	35°05'	129°03'	78.6
969	북 향	부산광역시 남구 용호동	35°05'	129°08'	37.7

\* : WGS84 (30 )

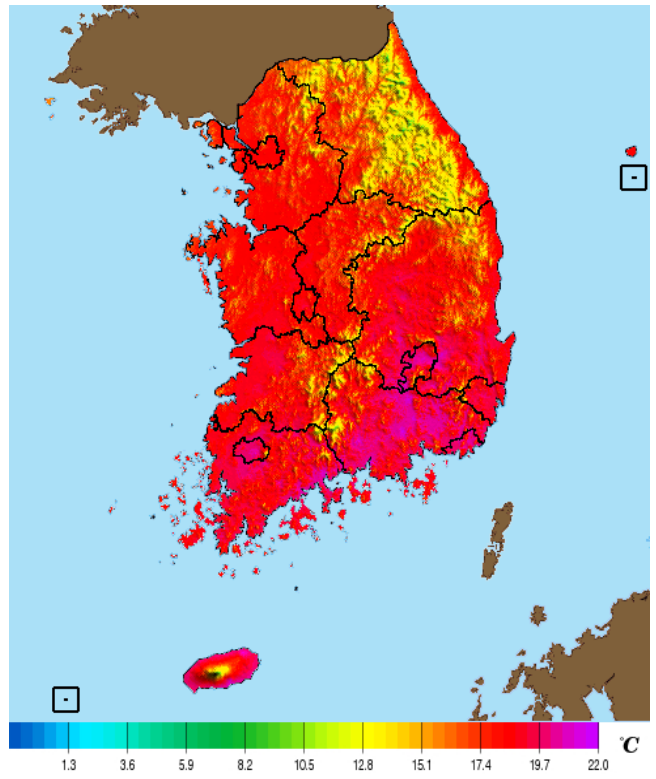
# 2017

## Analysis of Major Meteorological Elements on 2017

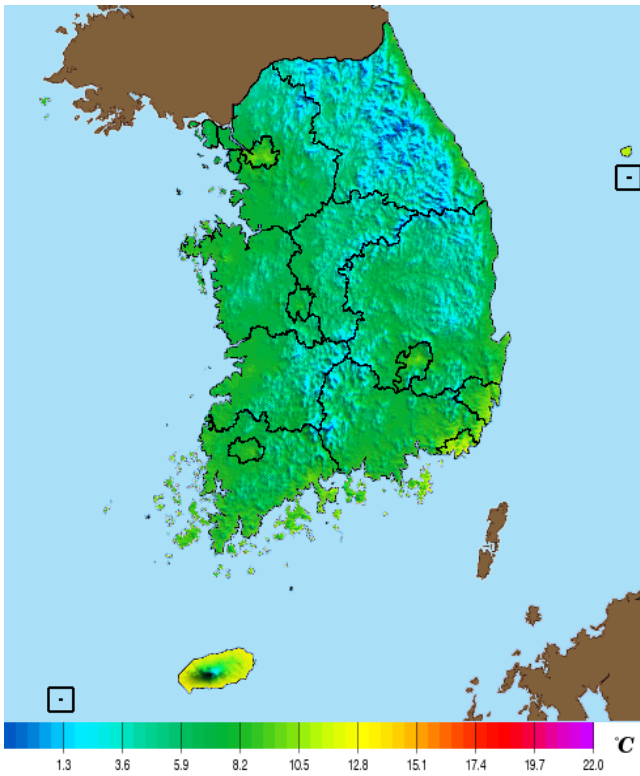
(Mean Temperature)



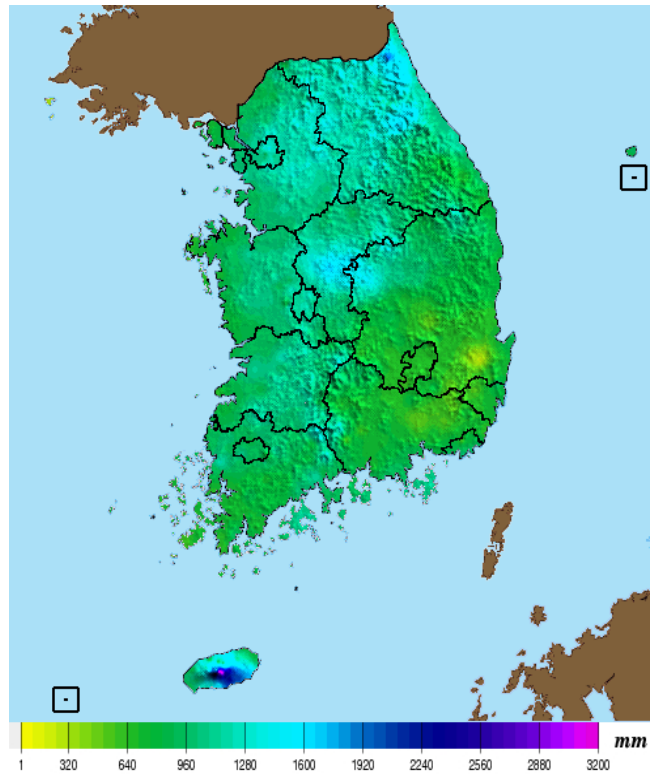
(Maximum Temperature)



(Minimum Temperature)



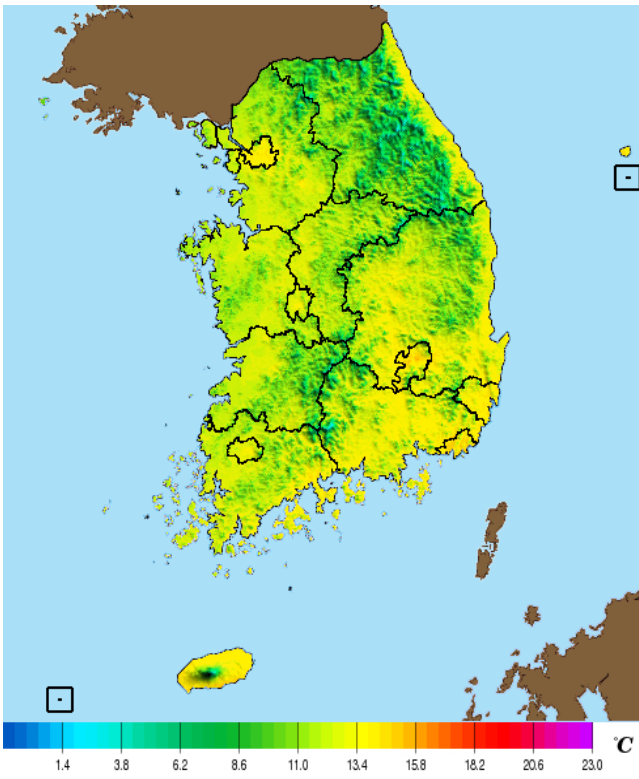
(Precipitation)



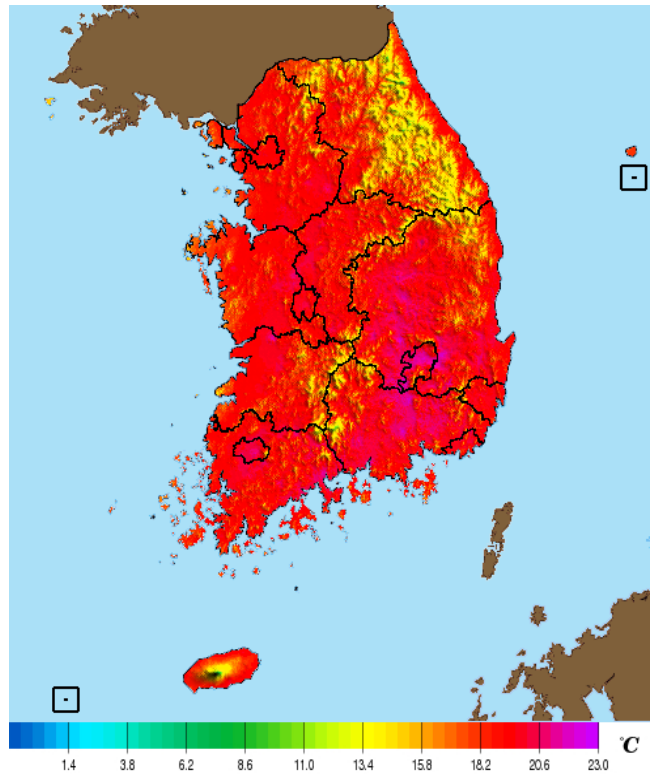
# 2017

## Analysis of Major Meteorological Elements on Spring, 2017

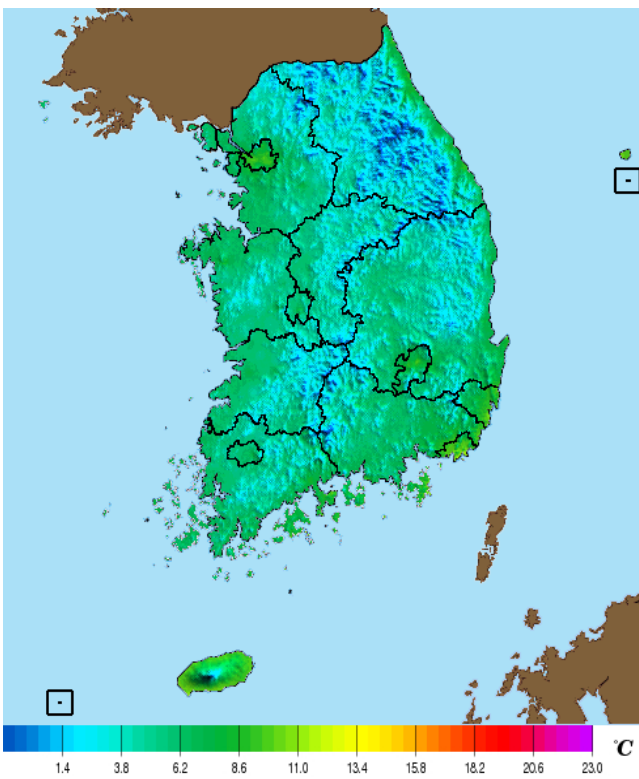
(Mean Temperature)



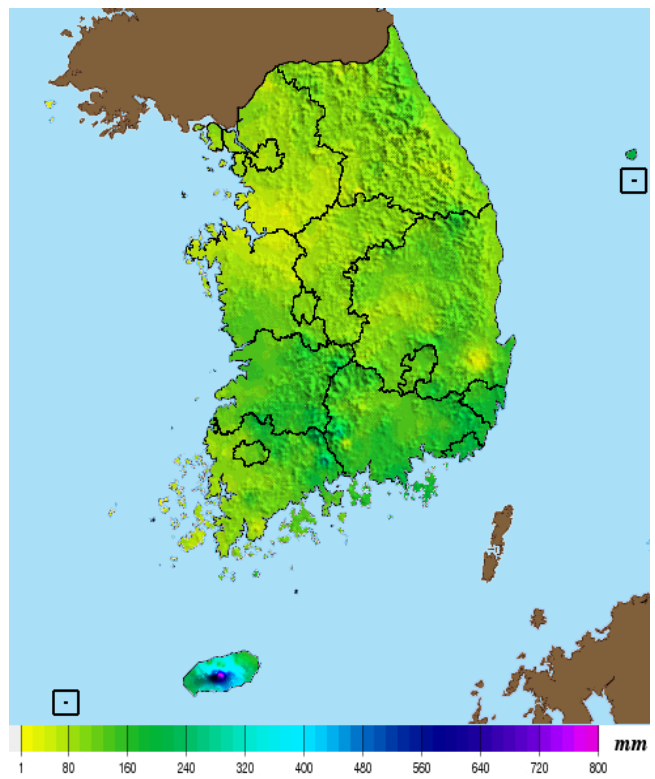
(Maximum Temperature)



(Minimum Temperature)



(Precipitation)

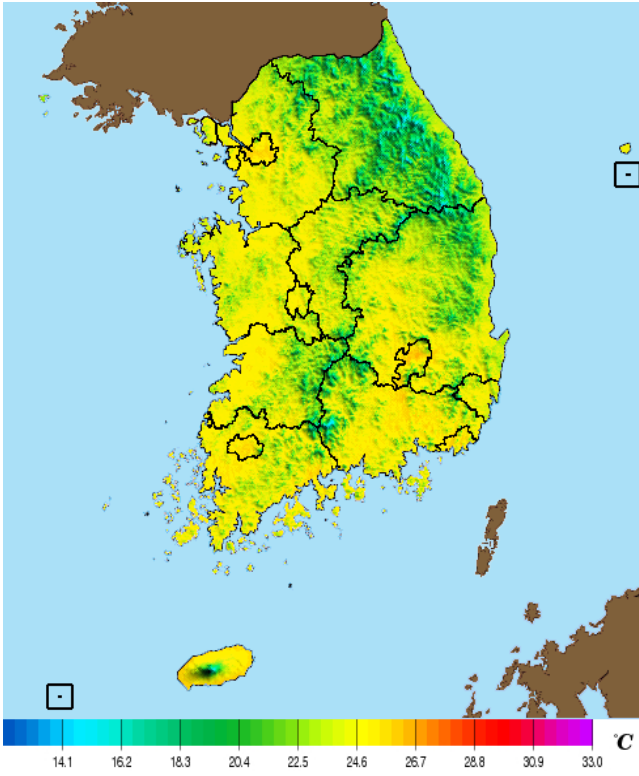




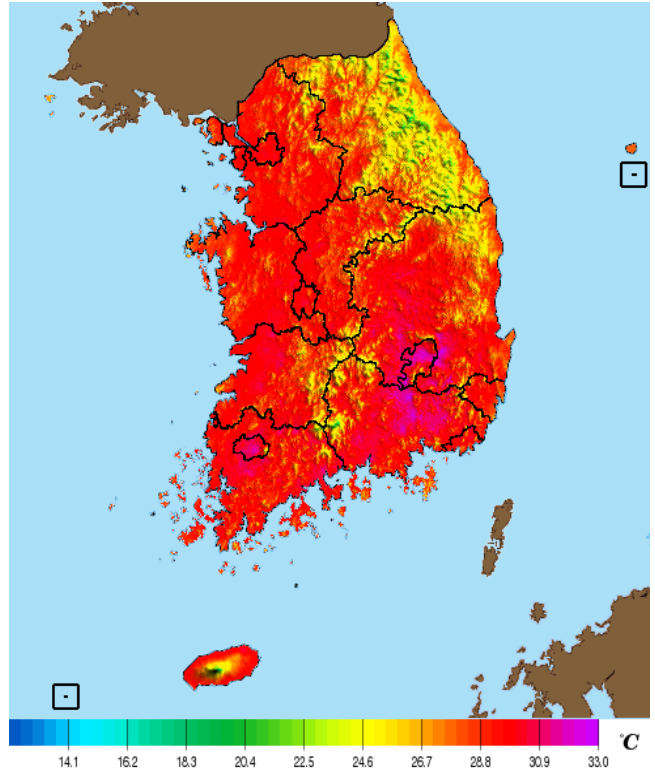
# 2017

## Analysis of Major Meteorological Elements on Summer, 2017

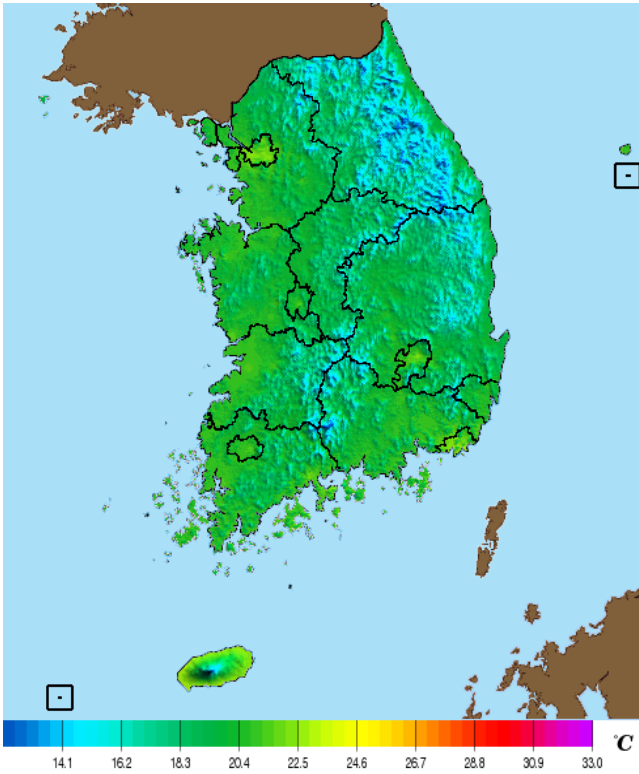
(Mean Temperature)



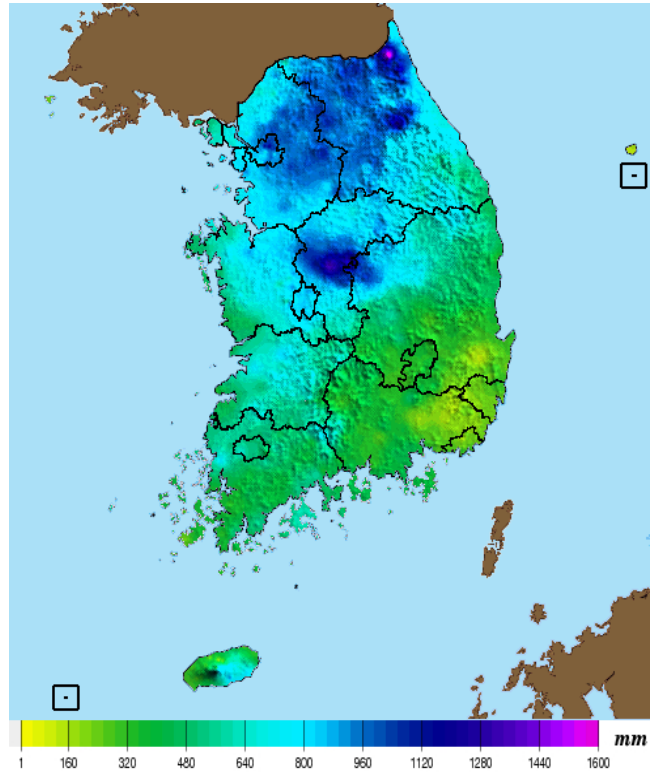
(Maximum Temperature)



(Minimum Temperature)



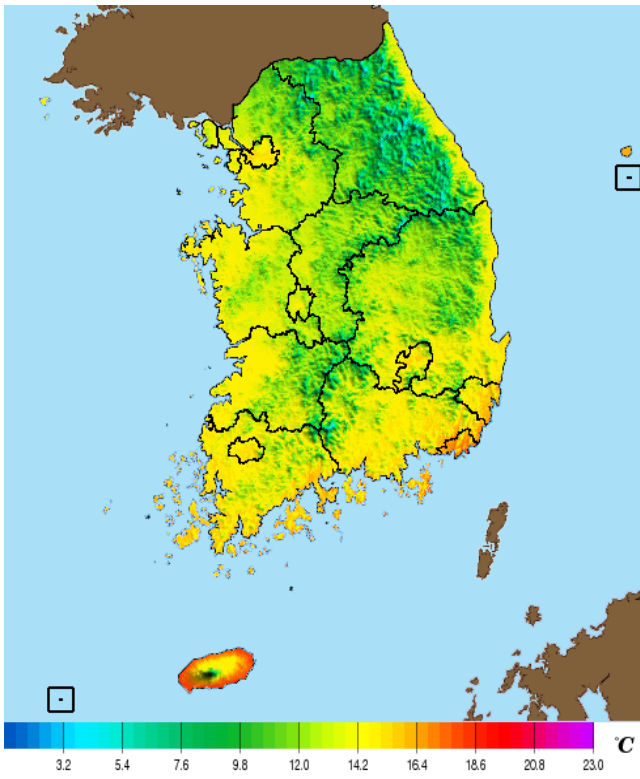
(Precipitation)



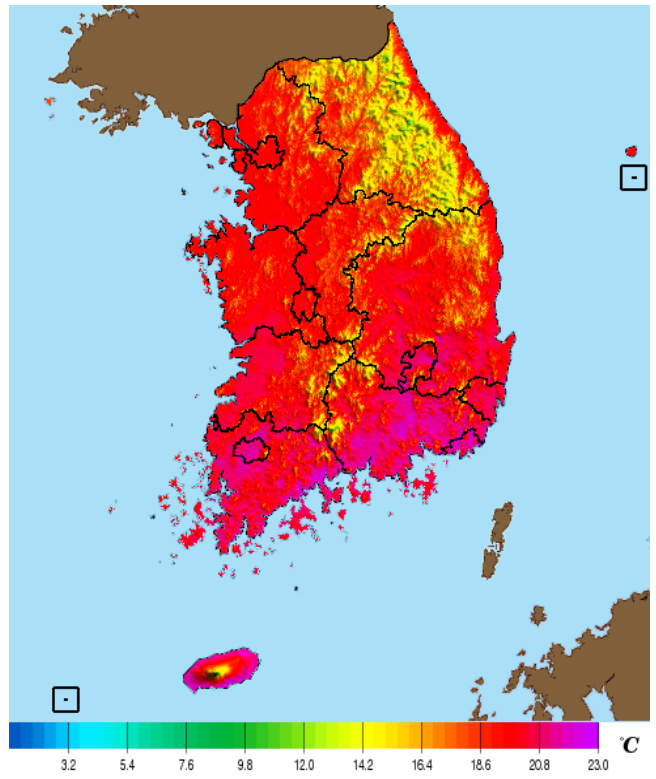
# 2017 가

Analysis of Major Meteorological Elements on Autumn, 2017

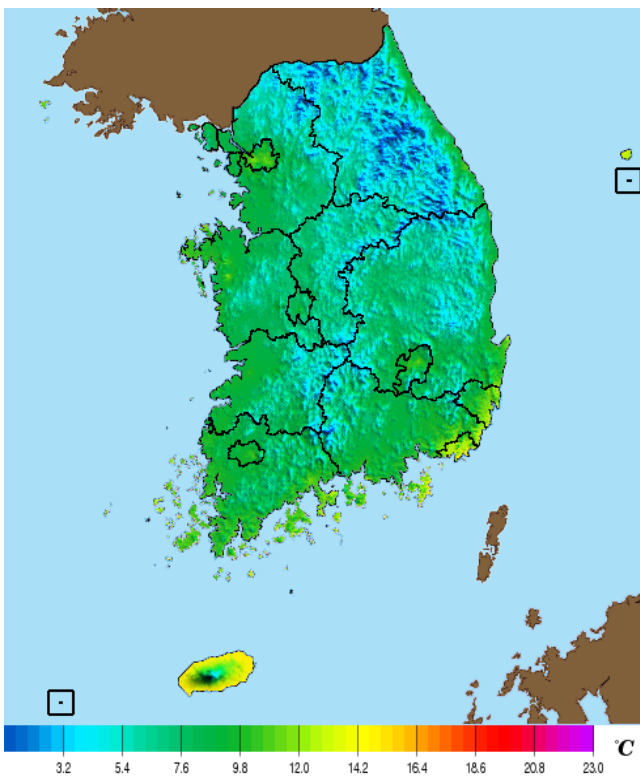
(Mean Temperature)



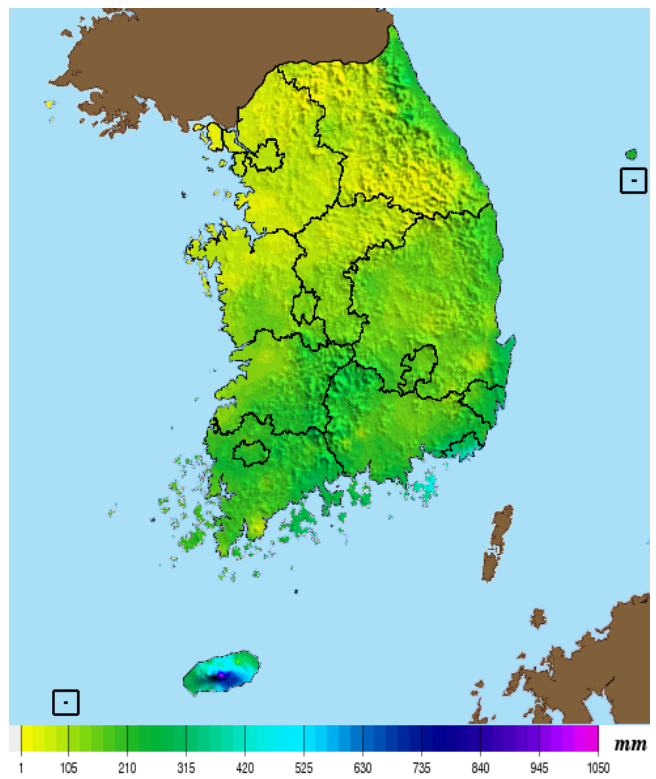
(Maximum Temperature)



(Minimum Temperature)



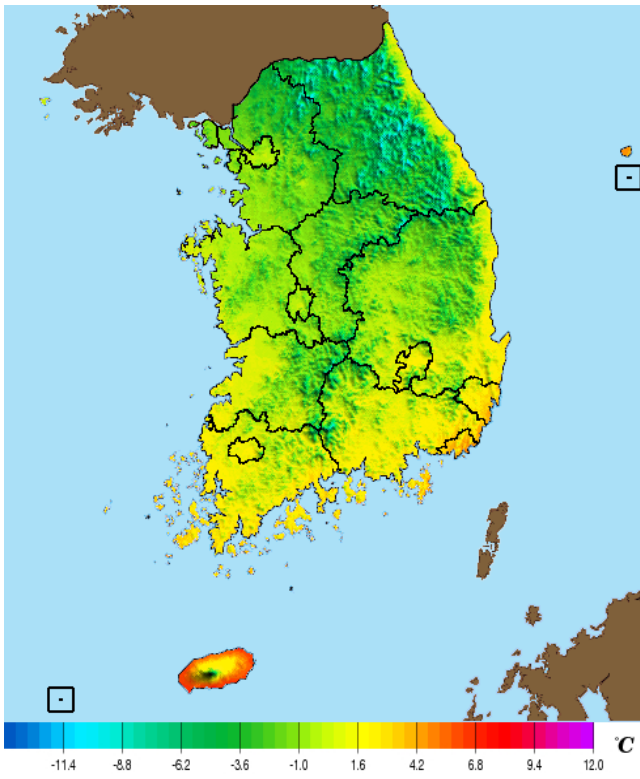
(Precipitation)



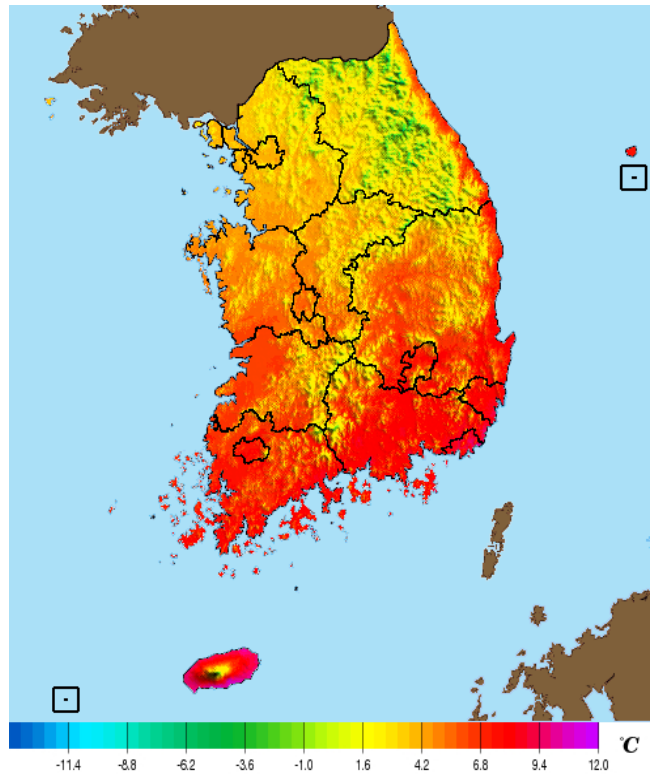
# 2017

## Analysis of Major Meteorological Elements on Winter, 2017

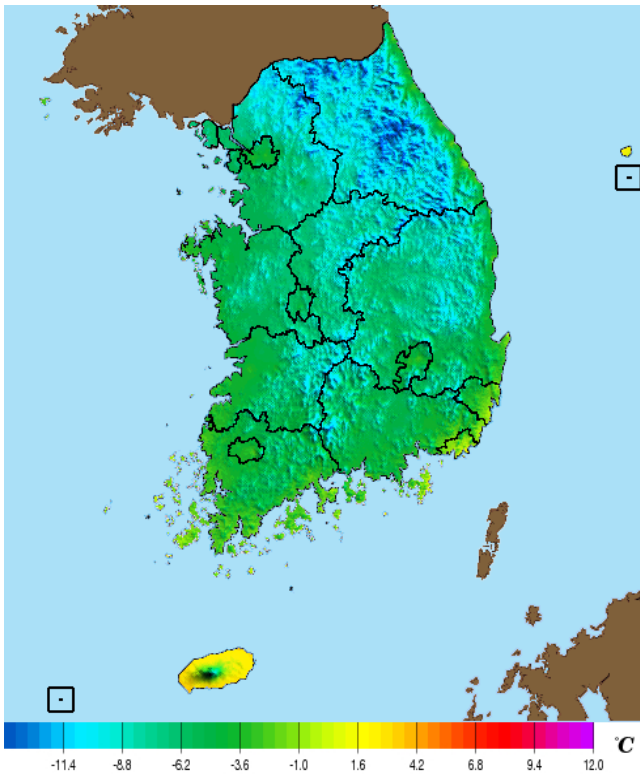
(Mean Temperature)



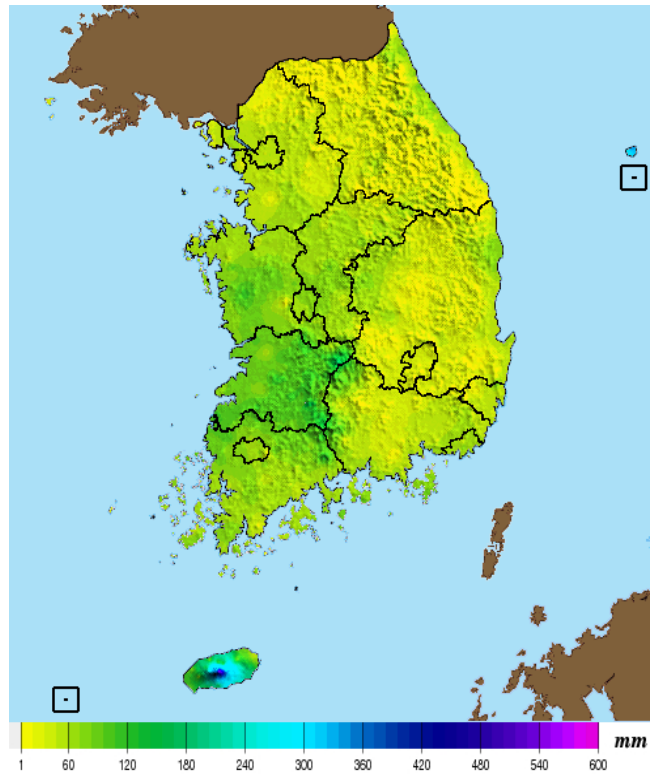
(Maximum Temperature)



(Minimum Temperature)



(Precipitation)



Station		Air Temperature							Wind				Precipitation		
Number	Name	Mean (0.1 )	Maximum			Minimum			Mean Speed (0.1%)	Highest Gust			Total (0.1mm)	Highest	
			Mean (0.1 )	Highest (0.1 )	Date	Mean (0.1 )	Lowest (0.1 )	Date		Speed (0.1%)	Dir. (16)	Date		60 - Minute (0.1mm)	Date
96		137	158	320	08/06	118	-54	01/14	39	305	SW	12/25	3375	120	08/17
116	( )	90	130	311	08/05	58	-165	12/12	32	230	NNE	04/12	11700	355	08/15
160	( )	117	156	322	07/22	87	-115	01/15	53	234	NW	10/30	9850	785	09/11
229	*			337	08/02		-55	02/10		257	NNW	01/20	4310	460	07/31
300		132	161	338	08/07	111	-51	12/12		269	NW	01/20	6490	220	08/28
301		138	179	341	07/20	103	-46	12/12	28	206	WNW	01/20	8570	845	07/31
302		141	183	339	08/05	105	-33	02/10	23	233	NW	12/16	6170	335	07/06
303	가			333	08/05		-16	02/10		323	SE	08/13	8800	690	08/13
304		145	191	353	08/06	103	-46	01/15	33	227	NNW	03/02	8635	600	08/14
305		156	187	357	07/21	129	-23	01/15	33	205	ESE	10/29	6129	260	08/14
306		152	180	341	08/06	123	-42	12/14	28	202	NW	11/19	10755	680	07/06
308		140	180	334	08/04	105	-35	12/12	47	256	NNW	10/29	6845	245	07/06
310		133	185	360	07/21	84	-100	12/17	19	189	NW	01/27	9380	285	08/11
311	가	97	152	314	07/22	52	-127	01/24	10	175	SSW	02/20	9035	355	08/18
312		111	180	351	07/13	51	-156	12/14	11	170	S	05/14	7985	665	07/14
313		152	184	354	08/07	124	-58	01/15	27	217	SSE	09/11	11235	1000	09/11
314		52	109	301	08/04	7	-225	01/15	39	301	S	06/06	12430	545	07/09
315		82	128	294	08/06	43	-165	01/15	28	289	SW	05/10	12645	710	06/25
316		90	136	294	08/06	56	-150	01/15	52	268	NE	06/06	7425	395	08/21
317		125	188	358	08/05	69	-128	12/14	14	134	W	07/14	11185	515	07/06
318		77	133	314	07/19	21	-228	01/25	22	199	WSW	03/08	10400	295	07/08
319		142	175	349	07/21	108	-50	01/14	20	205	WSW	12/04	9600	240	11/04
320		46	82	279	07/19	14	-209	01/23		251	ESE	10/22	19970	500	07/08
321		103	169	353	08/05	48	-179	01/25	16	143	WSW	11/24	11115	345	08/23
322		86	158	335	06/23	24	-215	12/13	7	108	E	05/06	11030	410	07/08
323		93	161	332	07/06	32	-201	01/31	9	111	S	01/26	11065	475	08/24
324		118	175	355	06/23	66	-146	01/24	12	204	NNW	05/13	9825	595	07/31
325		104	174	356	08/05	40	-194	01/24	11	158	WSW	09/19	10745	395	07/24
326		102	169	349	08/05	44	-176	01/23	8	153	NNW	11/15	13065	430	07/02
327		119	181	353	08/05	68	-132	12/12	7	182	S	09/30	13870	805	07/16
328		159	199	359	08/07	121	-25	02/10	18	186	NW	01/20	11655	380	08/20
329		132	178	341	07/21	94	-51	01/26	23	190	NW	01/20	9440	230	10/02
330		151	189	347	08/24	114	-30	02/11	25	183	NW	12/24	12090	295	08/08
400		137	180	372	08/05	100	-113	12/12	17	191	SSW	07/21	12460	500	07/10
401		135	185	365	08/05	88	-111	12/14	16	106	NW	03/06	11985	505	08/10
402		129	180	354	08/05	85	-127	01/24	13	192	SW	05/13	11170	490	07/10
403	*	139	185	367	08/05	100	-108	12/12	16	122	WNW	03/27	11175	395	07/10
404	*	132	177	357	08/04	94	-115	12/13	17	118	WSW	05/06	10405	545	07/03
405	*	137	183	369	08/05	99	-109	12/12	13	114	SW	05/13	10820	645	07/03
406		124	177	349	08/05	75	-135	01/24	11	119	SSE	05/25	15350	545	07/09
407		117	178	350	08/05	54	-179	01/23	12	141	WNW	11/10	11900	530	07/03
408		135	181	359	08/05	96	-107	12/12	17	183	WSW	05/13	12375	565	07/06

Station		Air Temperature							Wind				Precipitation		
Number	Name	Mean (0.1 )	Maximum			Minimum			Mean Speed (0.1%)	Highest Gust			Total (0.1mm)	Highest	
			Mean (0.1 )	Highest (0.1 )	Date	Mean (0.1 )	Lowest (0.1 )	Date		Speed (0.1%)	Dir. (16)	Date		60 - Minute (0.1mm)	Date
409		136	181	364	08/05	96	- 114	12/12	20	193	SSE	06/26	12920	565	07/03
410		135	181	362	08/05	96	- 105	12/12	15	135	SSW	08/24	10350	545	07/10
411		132	182	364	08/05	93	- 124	12/12	26	166	NW	03/27	10575	555	07/03
412		126	180	361	08/05	82	- 131	01/23	13	106	NW	04/01	11345	490	07/23
413		134	180	369	08/05	92	- 108	12/14	16	116	WSW	05/06	10115	435	08/23
414		127	173	353	08/05	85	- 125	12/12	16	181	SW	08/24	12565	495	07/03
415	*	137	182	367	08/05	97	- 114	12/12	17	171	SW	05/13	9515	635	07/10
416				340	08/05		- 172	01/23	8	121	NNW	10/22	11210	475	07/23
417		132	177	368	08/05	95	- 117	12/12	18	122	SSW	04/14	8860	390	08/15
418		137	179	359	08/05	102	- 110	12/12	23	139	WSW	05/13	10120	520	07/10
419		121	173	356	08/05	82	- 139	12/12	19	138	WNW	12/10	8465	530	07/10
421		140	181	363	08/05	104	- 102	12/12	21	181	SW	05/13	12075	535	07/03
422		110	156	334	08/05	73	- 169	12/12	23	225	NNW	04/12	14040	635	07/03
423		128	179	365	08/05	85	- 117	12/12	20	225	SSW	08/24	9510	520	07/03
424		133	180	361	07/25	93	- 120	12/12	19	178	SW	05/06	12770	500	07/03
425		124	172	347	08/05	79	- 145	01/24	14	141	SE	04/14	12645	430	08/15
494		122		352	08/05		- 137	12/14		163	SSW	04/14	9190	540	08/28
495		124	189	366	08/05	68	- 153	01/24	22	175	W	11/10	9570	715	07/16
496		124	191	358	08/06	63	- 150	01/24	12	133	WSW	04/14	12420	610	08/19
497		79	141	318	07/19	21	- 224	01/24	9	148	WSW	03/03	10675	385	08/24
498		65	120	286	06/18	24	- 205	12/12	26	228	SE	01/27	15195	555	08/24
499		102	175	345	08/05	36	- 206	12/13	10	122	SW	05/06	8960	490	07/22
500				346	08/05		- 176	01/24		178	SSW	04/14	8300	755	07/23
501				335	08/05		- 105	12/14		154	NNE	05/25	5655	265	08/28
502		114	161	336	08/05	71	- 133	01/31	13	139	NE	09/24	7095	400	07/23
503		102	167	335	08/05	42	- 190	12/13	13	171	N	09/19	9230	510	07/23
504		111	178	348	08/05	50	- 184	12/14	16	193	S	06/26	12205	525	08/18
505		104	172	356	08/05	42	- 195	12/14	12	153	WNW	09/19	12570	465	07/10
506		116	173	347	08/05	61	- 162	01/24	16	134	S	05/13	9680	695	07/23
507		109	179	350	08/03	49	- 192	12/13	12	146	WNW	08/24	10545	575	07/08
508		115	151	329	08/04	88	- 101	12/12	36	246	WSW	01/27	7980	550	07/16
509		117	172	354	08/05	71	- 137	12/12	17	107	NW	03/06	10760	405	07/10
510	*	140	185	362	08/05	104	- 106	12/12	12	113	SE	08/24	10845	520	07/03
511		120	174	349	07/25	72	- 139	12/12	13	123	ESE	05/13	9680	540	07/23
512		128	176	361	08/05	86	- 110	01/24	17	116	NW	11/10	9580	445	07/16
513		121	160	324	08/05	85	- 89	01/25	20	154	NW	01/14	9310	610	07/16
514		118	164	337	08/05	73	- 125	12/14	22	190	W	01/27	9455	530	07/16
515		121	171	343	08/05	74	- 127	01/15	26	193	SSW	01/27	9765	540	08/24
516		124	185	361	08/05	69	- 154	01/24	18	190	W	05/13	9975	600	07/16
517		126	174	358	07/14	79	- 111	01/31	20	197	W	05/14	12395	255	11/03
518		87	147	332	08/05	28	- 212	12/14	24	221	WSW	05/06	11935	420	07/21
519		90	165	337	08/05	25	- 219	12/14	9	211	S	09/19	12105	400	08/24

Station		Air Temperature							Wind				Precipitation		
Number	Name	Mean (0.1 )	Maximum			Minimum			Mean Speed (0.1%)	Highest Gust			Total (0.1mm)	Highest	
			Mean (0.1 )	Highest (0.1 )	Date	Mean (0.1 )	Lowest (0.1 )	Date		Speed (0.1%)	Dir. (16)	Date		60 - Minute (0.1mm)	Date
520		119	170	348	07/13	72	- 123	01/25	15	213	ESE	05/14	14610	285	07/22
521		126	178	354	07/12	75	- 160	01/23	21	170	WSW	05/06	12220	245	08/24
522		104	177	366	08/05	42	- 213	12/13	15	201	SW	11/15	11350	660	08/24
523		123	176	339	07/01	65	- 150	01/25	18	170	NNW	02/20	10525	380	08/24
524		135	182	354	07/21	90	- 98	01/23	28	201	SW	05/06	10845	440	08/11
525		82	145	334	08/05	22	- 235	01/24	16	186	NNE	06/07	10960	415	07/02
526		101	172	357	08/05	43	- 190	01/24	12	158	SSW	06/09	10695	380	07/15
527		101	166	338	08/05	45	- 188	01/24	20	218	SSW	04/14	8195	365	07/14
528		117	154	318	07/21	87	- 74	12/11	43	253	NNW	02/20	3655	230	08/23
529		131	189	360	07/21	74	- 114	01/23	22	211	W	12/05	7400	180	07/03
530				321	08/05		- 51	12/16		226	WSW	11/10	7975	145	12/24
531	가	105	182	368	08/05	36	- 213	12/12	12	160	SW	05/06	12725	645	07/23
532		114	175	349	08/05	58	- 170	12/13	11	145	WNW	05/06	12540	440	07/23
533		131	186	358	08/05	80	- 136	01/24	15	195	W	01/13	11750	670	07/23
534		117	179	349	08/05	57	- 181	01/24	18	177	SSW	04/14	9785	455	07/11
535		92	164	346	08/05	27	- 225	01/23	13	159	WSW	04/18	12700	520	07/03
536		113	183	359	08/05	52	- 189	01/24	13	187	WNW	05/13	11780	510	06/27
537		95	156	334	08/05	38	- 198	01/24	18	223	S	02/16	7450	180	07/02
538		103	177	347	08/05	40	- 196	12/12	14	169	SW	05/06	11035	520	07/22
539		101	173	358	08/05	37	- 225	12/12	18	152	SSW	05/14	10460	745	07/23
540		118	186	359	06/23	61	- 164	01/23	12	196	SE	08/20	11160	515	07/23
541		119	180	361	08/05	64	- 152	01/23	11	170	SSW	04/14	12050	495	07/03
542		112	177	356	08/05	57	- 165	01/24	11	152	W	11/10	11500	430	07/03
543		119	172	342	08/05	75	- 122	01/23	19	138	S	05/13	9995	750	07/23
544		124	166	351	08/05	87	- 109	01/25	24	179	WNW	01/21	9340	485	07/16
545		117	178	351	08/05	59	- 170	01/24	15	141	W	09/19	9120	450	07/16
546		114	173	346	07/14	63	- 151	12/12	13	133	NNE	01/05	12895	590	07/16
547		103	179	361	08/05	36	- 218	01/24	10	162	S	07/10	11670	490	07/11
548		117	177	353	06/23	65	- 157	01/24	12	166	WSW	04/14	9895	450	07/11
549		116	178	352	08/05	61	- 160	01/24	13	156	SW	09/19	11374	525	07/04
550		124	180	359	08/05	75	- 134	01/24	13	142	SSW	04/14	9629	435	07/16
551		128	185	362	08/05	76	- 143	01/24	20	148	SW	04/14	9630	645	07/16
552		87	161	334	08/05	16	- 220	01/31	11	128	SSW	04/12	11740	605	07/23
553		130	169	354	07/13	95	- 102	12/12	29	211	SW	05/06	11915	265	08/11
554		72	123	309	07/19	31	- 188	01/23	67	316	W	01/12	16105	340	08/11
555		105	177	359	08/05	47	- 198	12/13	10	169	WSW	04/12	11675	425	08/24
556		103	173	354	08/05	44	- 214	12/13	13	168	WSW	05/06	11930	475	08/10
557		101	167	349	08/05	45	- 192	01/24	13	206	SW	05/06	11200	510	08/24
558		104	178	355	08/05	41	- 200	01/24	8	148	ESE	04/09	11720	630	07/03
559		81	147	334	08/05	21	- 232	01/24	14	174	SSE	11/14	15180	715	08/24
560		88	153	332	06/18	30	- 218	01/25	21	200	WSW	01/13	10150	335	08/06
561		99	168	353	08/05	36	- 215	01/23	15	195	W	01/12	12140	530	07/02

Station		Air Temperature							Wind				Precipitation		
Number	Name	Mean (0.1 )	Maximum			Minimum			Mean Speed (0.1%)	Highest Gust			Total (0.1mm)	Highest	
			Mean (0.1 )	Highest (0.1 )	Date	Mean (0.1 )	Lowest (0.1 )	Date		Speed (0.1%)	Dir. (16)	Date		60 - Minute (0.1mm)	Date
562		103	174	349	08/05	44	- 184	01/24	14	173	ENE	02/18	10090	370	07/16
563		109	175	370	08/05	53	- 189	01/24	23	230	SW	11/10	8335	265	08/23
565		122	179	369	08/05	67	- 158	01/24	20	156	W	05/13	11430	805	07/23
566		125	178	343	07/17	74	- 150	01/25	23	235	SW	05/06	10680	275	08/24
567				352	08/05		- 185	12/13		131	W	03/06	9535	730	08/24
568		98	175	370	08/05	30	- 227	12/13	12	142	NW	11/15	11180	625	08/24
569		128	185	373	08/05	76	- 141	01/24	16	160	NW	03/27	11425	455	07/10
570		118	172	341	08/04	71	- 136	01/23	15	161	WSW	05/06	8595	475	08/15
571		125	180	359	08/05	78	- 123	12/12	14	141	SW	05/13	9560	520	07/02
572		129	186	376	08/05	76	- 133	01/24	10	119	SSW	05/28	11645	640	07/16
573		101	172	351	08/05	37	- 208	01/24	14	158	SW	05/06	11265	515	07/02
574		113	181	366	08/05	50	- 199	01/24	15	135	W	05/06	11365	445	07/15
575		120	188	370	08/05	63	- 170	01/24	14	139	W	05/06	11315	635	07/16
576		108	177	357	08/05	43	- 188	01/24	12	118	W	12/11	10640	615	07/16
577		119	157	336	08/04	81	- 119	01/25	25	170	W	01/27	6680	395	08/15
578		129	160	325	08/04	100	- 44	12/28	32	210	NNW	12/10	7415	475	07/17
579		85	147	327	07/19	27	- 239	01/24	16	206	SSW	05/14	7820	355	06/27
580		131	180	359	07/21	88	- 98	01/23	32	243	W	05/06	11535	340	08/06
581		99	169	355	08/05	39	- 199	01/24	14	174	WSW	04/18	9645	365	07/03
582		98	166	347	08/06	37	- 196	01/24	13	159	NW	05/06	11610	535	07/02
583		84	141	320	08/05	25	- 232	01/24	11	163	SW	09/19	12930	435	07/11
585		100	167	345	08/05	44	- 176	01/24	17	188	SSW	05/06	12475	645	08/24
586		104	169	346	08/05	47	- 175	12/12	10	170	SE	04/14	12705	515	08/10
587		84	152	322	08/05	26	- 218	12/13	11	178	NW	11/15	13035	500	07/08
588		103	176	368	08/05	38	- 198	12/13	10	158	SSE	09/19	13500	475	08/24
589		114	172	339	08/05	62	- 151	12/13	11	137	ESE	06/25	9070	795	07/23
590		123	183	362	08/05	67	- 145	01/24	18	147	WSW	11/10	12360	350	08/10
591		105	173	361	08/05	50	- 183	01/24	14	137	S	03/09	10905	450	07/11
592		105	179	365	08/05	39	- 201	01/23	15	181	N	09/19	12645	575	07/04
593		126	174	357	07/20	85	- 113	12/12	41	253	S	02/02	11360	250	08/24
594		95	159	348	08/05	37	- 208	01/23	14	206	N	06/09	13015	600	07/21
595		89	139	311	07/20	44	- 168	12/12	32	166	W	02/16	14475	455	08/24
596		119	172	349	07/19	73	- 132	12/12	19	160	W	11/07	12693	265	08/24
597		85	144	328	08/05	30	- 210	01/24	17	194	E	12/16	9925	425	07/04
598		107	173	357	08/09	44	- 187	12/13	16	181	W	06/26	9615	415	07/23
599		102	178	359	08/05	37	- 201	01/23	8	119	SSW	05/13	11255	560	08/20
600		117	186	359	08/05	55	- 172	01/23	16	255	SW	03/07	10030	610	07/31
601		119	179	361	08/05	68	- 148	01/24	10	138	NNW	12/11	9590	345	07/03
602		121	184	359	08/05	64	- 148	01/24	16	148	SSW	05/13	11540	590	07/16
603		112	183	360	08/05	49	- 183	01/24	12	168	W	11/11	12210	785	07/16
604		121	184	347	08/06	65	- 136	12/14	10	165	NNW	04/28	10045	415	07/03
605		121	191	353	08/06	57	- 151	12/14	14	179	SW	04/28	9685	480	06/28

Station		Air Temperature							Wind				Precipitation		
Number	Name	Mean (0.1 )	Maximum			Minimum			Mean Speed (0.1%)	Highest Gust			Total (0.1mm)	Highest	
			Mean (0.1 )	Highest (0.1 )	Date	Mean (0.1 )	Lowest (0.1 )	Date		Speed (0.1%)	Dir. (16)	Date		60 - Minute (0.1mm)	Date
606		128	164	325	08/04	101	-66	12/12	30	175	WNW	05/12	9515	480	08/28
607		125	157	313	08/05	97	-61	12/14	27	162	S	04/14	5925	290	08/21
608		121	186	347	08/05	69	-138	01/15	20	213	SSW	04/14	9700	540	07/03
609		122	161	343	08/05	92	-67	01/31	25	173	N	11/24	7575	275	07/15
610				347	08/05		-140	01/24		229	NW	11/23	8935	450	07/04
611		122	193	357	06/23	62	-146	01/24	12	167	SW	04/18	10940	740	07/16
612		124	189	359	08/06	66	-159	01/24	12	125	SSE	07/09	9055	335	08/28
614		131	187	376	08/05	77	-119	12/14	16	144	WNW	12/11	8280	440	08/24
615		127	192	370	08/05	70	-139	01/24	16	158	NE	05/09	10036	735	07/06
616		121	175	338	08/05	74	-122	12/14	16	160	NW	11/23	7870	340	08/24
617		125	182	362	08/05	75	-142	01/23	9	143	SW	06/26	10045	665	07/16
618		110	179	357	08/05	49	-167	01/25	8	132	SSE	04/14	10415	470	08/11
619		111	177	346	08/05	49	-187	01/24	21	206	WSW	05/13	10285	560	07/24
620		113	182	364	08/05	51	-181	01/24	15	160	W	12/11	9190	335	07/31
621		114	181	370	08/05	56	-156	01/24	14	133	NW	05/13	11810	375	07/03
622		106	172	350	08/06	43	-191	01/23	14	144	WNW	04/28	11195	560	07/16
623		122	186	377	08/05	63	-160	01/24	16	145	W	04/14	11800	840	07/16
624		108	176	359	08/06	49	-179	01/24	13	140	NNW	03/06	16605	850	07/16
625		104	173	350	08/05	44	-191	01/25	12	140	ENE	04/16	13765	660	07/16
626		114	186	357	08/06	54	-161	01/25	8	134	SE	08/23	9625	490	07/03
627		128	177	362	08/05	86	-88	12/14	20	134	W	01/27	7490	260	07/08
628		124	183	357	08/05	72	-138	01/24	20	164	SW	05/13	11055	630	07/06
629		117	183	358	08/05	56	-163	01/24	14	141	SSW	04/14	10985	475	07/16
630		110	176	356	08/05	47	-203	01/24	17	155	W	12/11	10585	670	07/31
631		125	165	350	08/05	92	-106	12/12	29	170	NW	09/19	9130	410	07/04
632		116	187	375	08/05	55	-169	01/24	15	139	SSW	04/14	10510	800	08/28
633		118	187	359	08/05	58	-158	01/24	13	116	WSW	04/14	11175	815	07/06
634		128	184	359	08/05	79	-125	01/24	23	176	SW	04/14	9470	575	08/24
635		123	194	380	08/05	63	-140	01/24	14	134	SSW	04/14	8365	235	07/08
636		112	184	356	08/06	44	-173	01/24	12	165	WSW	05/13	12270	610	07/08
637		126	186	370	08/05	76	-134	01/24	21	151	W	05/13	9205	540	08/23
638		111	179	359	08/05	57	-171	01/24	13	203	SW	12/11	9795	260	08/23
639		110	171	350	08/05	53	-163	01/15	13	149	SW	05/13	12285	540	07/31
640		105	179	362	08/05	40	-200	01/24	13	135	WSW	04/14	15195	790	07/16
641		121	188	363	08/05	62	-149	01/23	12	162	ENE	12/26	11380	525	08/28
642		137	194	369	08/06	89	-115	01/15	12	111	S	07/09	11890	535	08/11
643		119	185	355	08/06	62	-137	01/15	9	102	WSW	05/13	10615	400	08/24
644		124	189	358	08/05	67	-138	01/24	13	139	N	03/14	9780	505	07/06
645		119	176	353	08/05	66	-134	01/24	15	123	WSW	01/27	7195	230	08/28
646				335	08/05		-98	12/14	37	217	NW	01/20	7360	340	05/31
647	가	121	196	362	08/06	59	-152	01/25	12	173	SW	07/17	9100	425	06/28
648		116	174	338	08/06	63	-126	01/24	9	147	ENE	05/09	12345	505	07/08



Station		Air Temperature							Wind				Precipitation		
Number	Name	Mean (0.1 )	Maximum			Minimum			Mean Speed (0.1%)	Highest Gust			Total (0.1mm)	Highest	
			Mean (0.1 )	Highest (0.1 )	Date	Mean (0.1 )	Lowest (0.1 )	Date		Speed (0.1%)	Dir. (16)	Date		60 - Minute (0.1mm)	Date
649		118	178	371	08/05	64	- 155	01/24	5	96	SSE	05/03	9610	840	07/23
650		97	162	342	08/03	36	- 201	01/31	11	126	SSW	11/10	11390	665	07/23
651		101	162	325	08/05	43	- 196	12/12	20	189	SW	05/13	8005	535	08/24
652		109	175	345	08/03	51	- 176	12/13	12	179	SSW	09/19	8405	460	08/24
654		121	160	334	08/05	85	- 92	01/25	9	78	W	06/10	8545	430	07/28
655		121	156	351	08/10	97	- 71	12/11	35	210	W	11/23	3605	285	08/15
656		118	159	337	07/25	84	- 112	12/12	11	126	SW	05/13	7230	410	08/15
657		130	171	346	08/04	98	- 81	12/13	34	175	N	11/17	8195	515	07/15
658		122	163	328	08/04	90	- 79	12/14	30	193	W	01/21	7150	290	07/15
659		88	135	315	08/06	53	- 171	01/14	35	184	E	09/15	8285	355	07/06
660		83	146	337	08/05	23	- 221	01/24	15	138	W	11/10	9590	415	08/24
661		124	167	362	07/13	76	- 106	01/14	30	179	WNW	05/19	10695	260	08/11
662		120	149	316	08/04	94	- 74	01/23	31	205	N	10/29	8330	370	07/16
663				304	08/02		- 58	01/14		248	SW	11/25	5160	275	08/20
664		127	159	332	08/04	102	- 83	01/23	37	240	SW	08/24	8570	525	07/31
665		118	154	322	08/02	82	- 103	01/23	20	200	SSW	11/25	9555	745	07/02
666		126	158	313	08/03	103	- 49	12/12		255	S	05/13	5035	395	07/24
667				280	09/04		- 55	01/14		258	N	01/20	1230	60	09/27
669				337	08/05		- 40	01/14		213	ENE	10/22	6095	465	07/14
670		133	179	363	07/14	90	- 99	12/12	24	186	NNE	02/20	11205	270	08/24
671		134	176	362	07/12	91	- 99	01/31	16	218	W	01/13	11070	255	08/18
672		130	184	349	08/05	82	- 95	12/14	20	153	SW	07/08	8365	385	08/24
673		140	206	379	08/07	80	- 109	12/14	18	193	W	02/20	7340	290	07/24
674		85	135	310	08/06	40	- 172	01/23	29	298	WNW	09/19	10340	510	06/24
675		111	175	359	08/05	59	- 159	01/24	9	119	SW	04/14	12625	450	08/24
676		118	179	361	08/05	64	- 148	01/24	16	211	WSW	03/07	11209	495	07/16
680		103	174	349	08/05	48	- 182	01/31	11	172	SE	04/14	13010	380	08/24
681		97	166	347	08/05	40	- 196	12/13	8	141	WNW	09/19	11910	405	08/24
682		58	104	274	08/02	22	- 220	12/12	29	164	SSE	05/13	11735	445	08/24
684				374	08/05		- 172	12/13		127	WNW	05/13	11160	547	08/24
686				364	08/06		- 127	12/14		130	NNW	02/20	7230	265	09/11
688		131	201	370	08/06	73	- 112	12/14	18	173	SSE	10/16	9650	570	07/15
690		126	195	363	08/06	68	- 142	01/23	12	167	WNW	08/22	9805	730	07/14
691		115	188	356	08/05	50	- 168	01/24	13	173	WSW	04/14	10730	315	07/08
692		102	175	343	08/03	38	- 207	12/12	12	163	W	09/24	8340	390	08/24
693		123	188	354	08/05	67	- 142	01/23	14	173	WSW	05/13	12805	750	07/16
694		91	128	290	08/04	61	- 132	12/12	55	252	W	05/13	9525	510	08/06
695		60	103	276	08/05	26	- 222	12/12	38	217	NW	11/10	12565	590	08/24
696		131	188	374	07/13	80	- 97	01/23	20	210	SSE	12/11	7010	285	08/11
697		143	171	320	08/06	117	- 14	02/10	35	277	NW	12/16	5695	260	08/20
698		137	186	342	07/24	97	- 53	01/23	26	186	NNW	07/31	9570	665	07/31
699		134	187	347	08/04	89	- 69	01/28	24	274	NNW	07/31	9100	710	07/31

Station		Air Temperature							Wind				Precipitation		
Number	Name	Mean (0.1 )	Maximum			Minimum			Mean Speed (0.1%)	Highest Gust			Total (0.1mm)	Highest	
			Mean (0.1 )	Highest (0.1 )	Date	Mean (0.1 )	Lowest (0.1 )	Date		Speed (0.1%)	Dir. (16)	Date		60 - Minute (0.1mm)	Date
700		129	151	315	08/06	110	- 48	02/10	44	188	WNW	01/20	7650	270	07/15
701		115	189	355	08/06	53	- 156	01/15	13	138	WSW	07/17	8695	485	08/06
702		129	193	358	08/05	72	- 125	01/24	15	126	WSW	07/17	9279	395	08/21
703		108	171	347	08/06	50	- 175	01/15	18	173	E	05/09	11095	265	07/17
704		129	169	325	08/06	86	- 78	01/26	25	205	NE	01/20	6450	265	07/15
706		131	198	372	08/05	72	- 117	01/23	19	183	SW	07/03	10180	485	07/15
707		138	185	342	08/05	103	- 55	12/12	26	216	NNW	01/20	9490	440	07/31
708		135	201	366	08/05	77	- 97	12/14	18	183	SW	08/20	10655	625	06/26
709		127	199	376	08/06	67	- 127	12/14	15	135	NW	10/29	7680	360	07/05
710		132	200	371	08/06	74	- 111	01/23	21	175	NNW	01/20	9200	600	08/25
711		128	196	371	08/06	69	- 119	12/14	17	185	N	01/13	7465	405	07/31
712		149	205	382	08/06	101	- 69	01/15	18	169	N	01/09	11415	415	08/21
713		146	211	386	08/06	89	- 103	12/14	14	128	W	02/09	8435	220	09/11
714		137	180	356	08/04	95	- 61	02/13	29	184	NW	01/20	7305	610	07/31
716		145	181	341	08/04	110	- 38	01/26	36	205	NNE	11/18	7805	345	10/01
717		141	197	367	08/06	92	- 67	01/26	19	164	WNW	01/20	7605	550	08/14
718		144	182	335	08/06	105	- 36	02/19	32	226	WNW	02/20	5738	540	07/08
719		137	167	344	08/06	113	- 66	12/12	31	190	NW	01/20	9925	1050	07/15
720		140	188	347	08/06	93	- 64	01/28	16	168	S	07/15	7350	495	08/14
721		149	183	345	08/06	118	- 40	01/15	36	193	WNW	01/20	8040	420	10/01
722		141	198	370	08/06	94	- 83	12/14	21	179	ENE	10/30	9255	450	08/25
723		160	187	339	08/06	136	- 21	01/15	39	208	W	12/24	7560	320	09/11
724		151	179	330	08/06	126	- 13	02/10	28	250	N	03/09	6490	430	07/18
725		163	192	339	07/21	137	- 1	02/10	34	206	NNW	02/05	8955	380	09/11
726		170	190	340	08/06	149	12	02/10	70	259	ESE	08/05	8120	385	08/20
727		133	175	342	07/21	95	- 61	01/28	25	219	S	02/19	11400	555	05/12
730		128	192	354	08/05	75	- 98	12/14	16	144	NW	01/13	9125	520	07/15
731		133	196	359	08/05	76	- 102	12/14	16	175	WNW	07/31	7130	525	07/06
732				343	08/06		- 125	12/14		166	NNW	02/20	7855	475	07/31
733				359	08/05		- 100	01/15	7	127	N	12/19	9530	440	07/08
734		126	194	373	08/05	68	- 134	01/15	17	162	W	05/13	12050	575	08/24
735		97	155	332	08/06	46	- 167	01/15	13	133	NNE	03/09	11125	525	07/09
736		126	184	363	08/05	75	- 111	12/14	22	181	W	07/14	10000	850	08/24
737		131	185	354	08/05	87	- 109	12/14	25	223	NNE	12/10	11035	710	08/28
738		129	192	362	08/05	77	- 118	01/24	20	176	WSW	07/08	8715	485	07/06
739		133	181	353	08/05	87	- 82	12/14	25	174	SW	07/08	8070	480	06/26
741		131	202	375	08/06	72	- 124	12/14	21	178	NNW	11/23	9870	635	08/25
742		139	187	356	08/05	95	- 67	12/14	33	171	NNW	11/23	6180	390	07/31
743		140	175	338	07/24	105	- 38	01/26	32	193	SW	02/19	6635	475	07/06
744		135	191	352	08/05	86	- 71	01/26	26	226	WNW	01/20	7475	590	07/06
745		132	191	364	08/06	78	- 101	12/14	15	149	NW	02/20	7245	270	10/01
746		140	187	348	08/05	93	- 71	01/28	24	149	ESE	08/13	6230	480	07/08

Station		Air Temperature							Wind				Precipitation		
Number	Name	Mean (0.1 )	Maximum			Minimum			Mean Speed (0.1%)	Highest Gust			Total (0.1mm)	Highest	
			Mean (0.1 )	Highest (0.1 )	Date	Mean (0.1 )	Lowest (0.1 )	Date		Speed (0.1%)	Dir. (16)	Date		60 - Minute (0.1mm)	Date
747		147	191	350	08/06	110	-39	01/15	19	175	NE	09/15	8980	465	08/09
748		146	210	377	08/06	92	-73	01/24	27	179	WNW	02/09	9890	595	08/22
749		146	195	362	08/06	104	-55	01/15	21	147	NNW	10/29	9275	810	07/06
750		150	186	352	08/06	121	-58	01/15	31	207	NNW	01/20	8870	475	08/20
751		138	176	330	07/21	98	-38	12/14	28	213	SSW	02/19	10340	825	08/22
752		153	192	341	07/20	120	-17	02/10	32	219	NNW	10/29	9275	260	08/14
753		102	148	299	07/21	59	-114	01/25	17	221	SSW	04/05	16070	385	10/02
754		136	197	363	08/05	81	-91	01/15	22	162	NNW	11/23	11755	915	06/26
755		117	190	356	08/06	53	-147	01/26	12	179	N	01/13	10960	350	08/21
756		133	168	324	08/06	97	-58	02/21	26	211	NW	01/22	8790	505	07/15
757		106	179	352	08/06	43	-170	01/25	12	141	N	05/13	11080	625	08/24
758		106	183	357	08/06	41	-185	01/24	14	209	WSW	07/17	9535	550	07/06
759		106	169	341	08/06	53	-150	01/15	11	169	SE	10/29	10435	415	07/17
760		110	177	351	08/05	47	-185	01/26	15	84	NNW	10/29	11625	425	07/15
761		127	194	369	07/21	68	-118	01/15	14	132	NW	01/20	8645	355	08/29
762		122	196	379	08/05	64	-139	12/14	18	252	ESE	08/21	10335	285	07/08
763		129	198	372	08/05	70	-133	12/14	11	115	NW	05/13	9240	285	06/28
764		109	181	354	08/06	48	-172	12/14	15	162	WNW	07/14	10975	440	08/09
765		127	204	372	08/06	60	-134	12/14	16	206	N	02/09	7670	245	08/20
766		155	202	361	08/07	118	-63	01/15	34	187	SSW	04/05	8985	650	08/21
767		141	193	362	08/06	92	-79	12/17	31	178	SSW	04/05	11115	510	07/06
768		125	197	365	08/05	67	-127	12/14	14	162	ENE	12/29	9410	420	07/05
769		139	186	342	08/05	94	-67	12/18	25	215	NW	10/29	8715	735	07/31
770		128	202	382	08/05	66	-125	12/14	12	115	NW	01/13	7935	465	08/06
771		135	185	349	08/05	88	-64	02/19	28	178	NNW	11/18	7710	435	07/14
772		145	186	359	08/04	103	-54	01/28	39	205	NNW	01/20	7075	545	07/18
773		133	190	365	08/05	84	-86	12/14	26	201	S	02/19	7205	285	10/01
774		139	194	357	08/05	92	-78	01/15	18	127	SSW	10/29	6825	325	07/06
775		126	194	365	08/05	68	-114	12/14	13	124	WSW	06/25	9070	535	06/26
776		136	200	372	08/05	82	-78	02/19	21	169	NW	12/16	6935	355	08/14
777		140	196	360	08/06	89	-69	02/19	19	140	N	01/20	7275	625	08/20
778		120	193	375	08/06	58	-123	12/14	12	123	WNW	09/14	8910	400	07/31
779		159	196	357	07/20	125	-16	02/19	32	188	ENE	09/15	8545	405	10/02
780		165	207	349	08/07	124	-30	02/19	31	240	WSW	03/07	18670	1120	07/18
781		159	196	345	08/24	123	-30	02/19	45	256	NW	03/02	8155	280	09/11
782		109	146	304	07/21	76	-75	01/25	33	233	NNW	01/20	24665	430	07/31
783		134	201	374	08/05	77	-108	12/14	12	120	NNW	01/20	8305	430	07/15
784		136	197	365	08/05	83	-95	12/14	26	171	NNW	02/09	7405	475	07/31
785		144	197	367	08/06	95	-71	01/28	21	151	NW	02/20	9385	380	08/14
786		151	189	359	08/06	115	-56	01/15	30	195	S	04/05	10175	480	08/22
787		142	187	356	08/07	108	-74	12/18	36	223	E	09/15	10488	1045	07/04
788		141	207	381	08/06	86	-94	12/14	16	182	N	02/18	9345	540	08/25

Station		Air Temperature							Wind				Precipitation		
Number	Name	Mean (0.1 )	Maximum			Minimum			Mean Speed (0.1%)	Highest Gust			Total (0.1mm)	Highest	
			Mean (0.1 )	Highest (0.1 )	Date	Mean (0.1 )	Lowest (0.1 )	Date		Speed (0.1%)	Dir. (16)	Date		60 - Minute (0.1mm)	Date
789		139	190	361	08/04	96	-71	01/15	25	194	NW	01/20	7890	300	07/31
790		147	189	338	08/07	117	-60	01/15	23	189	SW	09/11	11560	595	08/14
791		117	186	364	08/06	69	-128	01/15	10	221	S	02/09	12850	555	06/25
792		156	200	354	07/25	116	-41	02/19	32	184	NW	01/30	17510	955	07/31
793		162	199	354	08/04	127	-15	02/10	42	204	NNW	02/20	8260	315	08/19
794		127	203	373	08/06	62	-136	12/14	13	149	WNW	02/20	8155	590	07/25
795		128	200	377	08/06	71	-123	01/23	14	123	NNW	03/06	9710	485	07/14
796		151	186	352	08/06	123	-98	03/07	30	172	WNW	01/20	7434	530	07/06
797				320	08/11		-26	02/10		240	NNW	01/20	3350	250	10/01
798		144	166	330	08/05	123	-17	02/10	64	307	NNW	12/16	8625	670	08/25
799		139	169	344	08/01	115	-54	12/12	25	164	SSW	02/19	7220	480	07/15
800		136	184	370	07/21	90	-90	12/17	22	133	NNW	05/07	7605	170	08/20
801		112	183	354	08/06	52	-163	01/25	16	166	NNW	06/01	8070	310	07/31
802		125	176	343	07/14	71	-102	12/17	25	194	NW	01/12	8810	250	08/10
803		117	192	366	08/06	50	-156	01/24	17	199	WNW	05/13	8105	435	07/06
804		135	188	362	07/13	82	-97	12/12	28	240	NW	01/20	6500	325	07/29
805		113	183	356	07/22	49	-146	12/14	17	134	S	04/14	6545	190	08/10
806		130	196	366	08/06	72	-129	12/14	18	169	NW	07/14	8633	465	07/14
807		118	194	358	08/06	52	-170	01/24	15	191	WNW	07/14	5140	400	07/14
808		147	191	372	07/21	111	-64	12/12	35	172	N	10/22	9395	390	08/16
809		118	189	350	08/06	54	-153	12/14	15	200	S	01/21	6795	240	07/06
810		130	197	361	08/06	66	-137	12/14	14	168	S	05/24	6595	210	06/25
811		135	201	392	07/13	73	-113	12/14	20	202	NW	02/20	3057	229	06/01
812		129	203	374	07/22	63	-141	01/24	10	157	WNW	05/14	6620	310	08/07
813		130	203	381	08/05	65	-139	12/14	17	177	NW	05/07	8000	295	08/10
814		106	170	334	08/05	45	-159	12/14	14	174	WNW	12/11	8270	390	07/03
815		119	187	349	06/18	61	-148	12/14	14	142	N	01/22	10059	535	07/31
816		136	187	358	07/21	93	-85	12/12	31	228	NW	02/09	8350	295	08/15
817		101	167	329	08/06	45	-156	12/14	21	206	WSW	12/11	8445	400	07/03
818		115	178	349	08/05	60	-142	12/14	18	143	WSW	04/28	11085	570	07/16
819		109	188	359	08/06	41	-182	01/24	11	150	S	04/18	9015	520	07/31
820		123	196	375	08/05	62	-150	12/14	18	176	WSW	04/18	10130	635	07/03
821		117	184	349	08/06	57	-148	12/14	12	161	NNW	02/20	8195	215	07/29
822		122	197	366	08/06	56	-152	12/14	12	139	NW	10/29	7315	525	06/25
823		121	195	361	08/06	56	-157	12/14	15	171	WSW	07/17	6390	210	07/28
824	가	126	192	374	08/06	66	-139	12/14	16	121	W	01/13	6820	225	08/17
825		137	205	377	08/06	78	-102	12/14	18	187	NNE	06/25	8290	870	06/25
826		131	201	382	08/06	72	-110	01/17	20	165	NNW	05/07	7130	355	07/14
827		142	206	388	07/22	87	-108	12/14	19	192	S	08/23	6950	500	07/24
828		143	211	384	08/05	85	-96	01/26	22	159	SSW	08/22	6190	215	08/09
829		134	200	386	07/13	77	-112	12/12	25	173	NNE	02/10	6320	270	07/24
830		131	199	379	07/13	66	-130	12/12	25	162	SW	05/07	6615	340	07/09

Station		Air Temperature							Wind				Precipitation		
Number	Name	Mean (0.1 )	Maximum			Minimum			Mean Speed (0.1%)	Highest Gust			Total (0.1mm)	Highest	
			Mean (0.1 )	Highest (0.1 )	Date	Mean (0.1 )	Lowest (0.1 )	Date		Speed (0.1%)	Dir. (16)	Date		60 - Minute (0.1mm)	Date
831		82	144	310	07/13	27	- 183	01/24	9	147	SSE	05/06	11035	280	08/21
832		129	198	359	08/06	71	- 133	12/14	10	142	WNW	05/13	7550	410	07/28
833		120	187	359	08/05	62	- 142	01/25	18	150	WSW	11/10	14196	495	07/16
834		116	172	345	06/23	65	- 140	01/26	18	165	NW	04/28	11770	450	07/03
835		106	175	348	08/06	46	- 174	12/12	11	120	SSW	08/21	8910	300	07/03
836		102	172	355	08/06	37	- 183	12/14	13	156	WSW	02/10	7555	445	07/06
837		112	190	357	06/23	45	- 177	12/14	10	161	W	12/05	9395	325	07/03
838		110	165	346	08/05	60	- 136	12/12	22	153	NW	04/28	12580	585	07/31
839		116	190	381	08/06	52	- 162	12/14	15	160	WNW	02/20	8070	405	07/28
840		137	206	393	07/13	76	- 131	12/14	17	199	NW	07/17	6510	270	07/29
841		119	194	371	07/13	52	- 150	12/14	16	162	N	12/05	6960	510	07/14
842		121	189	365	07/22	57	- 160	12/14	22	174	W	11/11	6140	225	07/22
843		124	179	360	07/13	74	- 110	12/12	21	161	WNW	11/10	9425	555	08/07
844		131	194	372	07/13	71	- 103	12/18	19	209	WSW	02/17	8205	380	08/07
845		138	203	378	08/06	79	- 117	12/14	15	113	WSW	05/14	7015	450	06/25
846		144	201	374	08/06	93	- 102	01/15	21	145	N	01/20	6835	470	06/25
847		120	196	363	06/18	53	- 170	01/21	10	113	WNW	01/14	7225	285	07/14
848		129	205	394	07/22	64	- 143	12/14	15	128	ENE	10/22	5520	200	09/11
849		128	200	369	06/23	66	- 144	12/14	14	184	WSW	08/23	10555	530	08/21
850		132	182	356	08/24	84	- 85	12/13	36	178	W	12/24	7105	370	09/11
851		116	185	371	07/21	49	- 153	12/13	11	146	WNW	12/11	8235	120	07/03
852		138	175	340	07/11	102	- 81	12/17	28	215	NNE	02/20	7970	165	08/09
853		108	158	335	08/06	66	- 133	01/23	11	112	NE	12/21	7300	225	07/17
854		136	192	366	08/07	82	- 120	01/15	20	199	W	01/20	6880	345	07/05
855	가	167	194	346	08/06	141	10	02/10	59	282	NW	01/20	8785	420	08/14
856		120	171	337	08/06	77	- 111	01/15	23	231	WNW	11/10	11945	355	08/21
857				343	08/06		- 66	01/25		175	NW	01/30	7815	570	08/14
858				351	08/06		- 68	02/19		226	NNW	02/20	5925	425	08/14
859		123	178	386	07/13	81	- 112	12/12	13	113	NNW	12/11	7610	295	08/20
860		151	207	382	08/06	103	- 95	12/14	18	144	WNW	05/07	6780	570	06/25
861		163	197	343	08/24	129	- 15	12/14	39	231	WNW	01/20	7770	260	08/14
862		158	208	386	07/25	110	- 47	02/19	23	188	NW	01/20	10325	720	08/22
863		152	193	368	07/21	109	- 48	02/19	26	224	SSW	02/19	8015	395	10/02
864		137	197	370	08/05	86	- 113	01/15	14	130	WSW	07/17	9680	290	08/21
865		143	186	366	07/21	103	- 37	01/28	29	221	SSW	02/19	8340	255	10/02
866		120	166	337	07/21	78	- 78	01/26	24	224	SSW	04/05	14550	275	08/22
867		76	110	266	07/21	44	- 132	01/24		287	SSW	06/06	31665	540	10/02
868		78	114	264	08/04	47	- 118	12/13		239	ENE	09/16	20540	495	10/02
869		89	130	288	07/22	55	- 107	02/10	23	203	NW	02/20	21250	610	10/02
870		72	113	263	07/25	32	- 134	12/14	33	233	N	12/16	31915	530	10/02
871		59	100	258	08/05	21	- 141	01/24	36	305	NW	02/10	29370	555	10/02
872		96	143	297	07/22	56	- 140	01/15	15	179	S	12/11	12387	280	08/09

Station		Air Temperature							Wind				Precipitation		
Number	Name	Mean (0.1 )	Maximum			Minimum			Mean Speed (0.1%)	Highest Gust			Total (0.1mm)	Highest	
			Mean (0.1 )	Highest (0.1 )	Date	Mean (0.1 )	Lowest (0.1 )	Date		Speed (0.1%)	Dir. (16)	Date		60 - Minute (0.1mm)	Date
873		74	111	273	08/05	41	- 184	12/12	39	260	NW	01/27	10980	505	07/16
874		98	161	327	08/05	41	- 183	12/13	8	103	NNE	04/01	10385	390	08/24
875		30	71	287	07/19	- 3	- 233	01/14	50	331	WSW	01/26	15205	345	08/23
876		135	179	353	07/21	96	- 87	01/23	18	231	WNW	05/06	9575	495	08/11
877		115	182	360	08/05	55	- 183	01/23	18	173	NNW	05/13	10850	560	07/11
878		93	140	333	07/13	56	- 155	12/12	17	224	SSW	05/14	8449	375	07/04
879		73	134	304	07/19	27	- 197	01/24	33	225	W	05/06	9630	285	08/24
880		140	180	338	07/20	103	- 43	02/10	28	207	ENE	09/16	10665	335	10/02
881		137	172	341	08/05	105	- 64	12/14	32	183	NNW	07/17	9255	745	07/15
882		128	186	353	08/05	81	- 92	12/14	17	166	NNE	10/29	10120	485	07/15
883		139	183	349	07/20	103	- 40	02/10	40	247	ENE	11/18	11050	330	10/01
884	( )	158	195	352	07/25	119	- 25	01/24		189	ENE	04/10	14275	470	08/19
885		146	187	337	07/25	109	- 33	02/11	22	160	NNW	01/30	20350	535	10/02
886		134	185	341	08/06	88	- 100	12/14	24	189	W	01/20	7690	570	07/15
887		124	191	360	08/05	63	- 151	01/24	16	187	NE	09/20	10860	760	08/28
888		129	186	374	08/06	82	- 114	01/23	13	201	N	03/21	11245	450	07/31
889		127	186	366	07/25	75	- 140	01/24	11	116	WSW	04/14	11000	580	07/10
890		151	203	347	07/25	110	- 33	02/11	24	182	N	01/30	23103	790	07/18
891		139	183	334	07/20	101	- 44	02/11	36	263	NNW	02/20	13660	385	10/01
900		133	194	366	07/21	76	- 103	12/14	20	192	NNW	02/10	5620	205	07/22
901		140	178	310	08/08	108	- 74	01/15	31	253	NE	10/22	7590	525	09/11
902		127	201	366	08/06	62	- 131	12/14	17	177	W	02/09	5940	370	08/09
903		132	207	390	08/06	69	- 135	12/14	18	173	WNW	12/11	5520	355	08/10
904		153	203	377	08/07	110	- 76	01/15	22	154	S	04/05	7980	710	09/11
905		139	201	376	08/06	83	- 111	12/14	16	153	ENE	10/22	7475	295	09/11
906		131	207	381	08/06	72	- 114	01/15	10	150	NNE	02/10	10785	520	07/06
907		148	188	357	08/07	113	- 65	01/15	24	314	SSE	11/03	8600	485	08/20
908		143	199	377	08/07	89	- 95	01/26	19	148	W	12/11	7945	685	09/11
909		150	187	352	08/07	120	- 71	01/15	29	224	SSW	09/11	10495	670	09/11
910		136	176	334	08/06	103	- 83	12/12	30	167	SW	04/06	12690	1160	09/11
911		150	178	318	08/06	126	- 56	01/15	56	255	ESE	09/15	7600	470	08/22
912		125	196	364	08/05	61	- 145	12/14	18	155	WNW	07/17	7005	205	07/08
913		149	191	373	08/06	107	- 76	01/15	23	151	NE	10/22	9955	470	10/02
914		120	188	359	08/05	61	- 130	01/15	20	148	W	03/09	8767	300	08/11
915	가	127	203	378	08/06	61	- 141	12/14	18	191	WNW	01/12	7345	315	06/25
916		135	199	363	08/06	78	- 112	12/14	19	175	N	11/10	6170	165	07/02
917		141	212	388	08/06	80	- 113	01/24	16	124	N	10/22	7220	265	08/21
918		133	193	358	08/06	75	- 102	12/14	23	171	NNE	10/22	9460	445	10/02
919		139	212	394	08/05	74	- 124	01/24	17	174	NNE	10/22	8185	495	08/17
920		135	212	376	08/06	70	- 129	12/14	17	153	NW	07/04	7525	380	07/04
921	가	149	195	362	08/07	117	- 63	01/15	37	227	NW	11/04	10710	760	07/04
922		132	199	373	08/07	71	- 126	01/15	12	142	W	10/22	5525	295	07/04

Station		Air Temperature							Wind				Precipitation		
Number	Name	Mean (0.1 )	Maximum			Minimum			Mean Speed (0.1%)	Highest Gust			Total (0.1mm)	Highest	
			Mean (0.1 )	Highest (0.1 )	Date	Mean (0.1 )	Lowest (0.1 )	Date		Speed (0.1%)	Dir. (16)	Date		60 - Minute (0.1mm)	Date
923		149	197	359	08/08	110	-75	01/15	19	166	ENE	10/22	6425	340	07/05
924		145	177	318	08/08	112	-71	01/15	34	245	NNE	10/22	6655	295	09/11
925		138	205	390	08/06	80	-106	01/15	16	158	WNW	05/07	5670	330	07/05
926		141	200	375	08/07	85	-92	01/26	17	173	NW	04/18	8465	305	08/21
927		131	203	393	08/06	66	-128	12/14	15	174	NE	10/22	5355	260	08/19
929		130	191	360	08/07	74	-105	01/26	21	147	NNW	02/20	8295	315	08/21
930		145	196	361	08/06	97	-83	01/15	22	181	SSW	09/01	11560	760	07/04
931		149	181	351	08/06	121	-51	01/15	37	283	N	03/13	9610	955	09/11
932		143	208	381	08/06	85	-106	12/14	17	158	NNW	01/30	8745	345	08/22
933		129	198	363	08/07	66	-130	12/14	15	123	NNW	12/11	8815	285	08/20
934		128	205	377	08/06	63	-126	01/15	12	135	ENE	10/22	8255	245	09/11
935		134	206	388	08/05	71	-125	01/24	16	154	NW	05/07	6625	475	08/16
936		131	199	373	08/06	70	-127	12/14	19	143	WNW	12/11	8085	390	08/18
937		149	204	362	08/06	103	-86	01/15	20	185	NE	10/22	9310	850	09/11
938		150	201	373	08/06	107	-78	01/15	19	122	W	02/09	8835	845	09/11
939		144	208	379	08/06	86	-98	01/25	16	135	S	10/22	7045	520	09/11
940		150	204	378	08/06	107	-78	01/15	15	162	S	04/06	8085	750	09/11
941		152	204	375	08/06	108	-72	01/15	22	138	SSW	12/24	6030	460	09/11
942		159	195	354	08/06	127	-60	01/15	20	171	W	02/20	10160	925	09/11
943		118	166	349	07/21	81	-120	12/12	23	174	S	04/06	9445	405	09/11
944		138	205	380	08/06	79	-108	12/14	19	158	W	12/11	5145	305	08/10
945		131	192	360	08/05	78	-109	01/15	17	158	NW	01/14	7635	335	06/25
946		118	188	359	08/06	56	-155	01/21	14	187	NNW	04/18	8890	185	09/11
947		151	188	345	08/06	118	-57	01/15	30	194	NE	09/15	11370	935	09/11
948		128	201	370	08/05	65	-127	12/14	21	169	N	11/10	8895	330	07/06
949		149	196	365	07/13	104	-90	12/12	22	162	NNE	10/22	8130	385	09/11
950		145	188	356	08/07	111	-82	01/15	30	177	NE	10/22	10200	935	09/11
951		127	185	356	08/05	73	-122	12/14	16	225	ESE	02/19	11035	385	08/21
953		146	192	361	08/07	105	-65	01/15	24	211	NNE	10/22	10370	755	09/11
954		145	192	351	07/21	108	-74	01/15	32	267	N	10/22	7745	625	07/04
966		122	147	314	08/05	102	-71	01/23	39	246	W	11/25	6474	510	07/16
967		120	152	341	08/05	97	-85	12/12	36	265	W	11/23	2535	345	08/24
968		151	180	345	08/06	124	-67	01/15	34	248	SE	09/11	9870	740	09/11
969				336	08/07		-55	01/15		253	NNE	10/22	9175	845	09/11

		Element	1	2	3	4	5	6	7	8	9	10	11	12			
(0.1 )	Air Temp.	Mean	47	45	71	117	157	182	230	249	219	168	112	46	137		
		Mean Max.	69	68	94	136	180	202	249	269	241	184	137	69	158		
		Mean Min.	24	21	52	101	140	164	215	236	203	153	87	20	118		
		Highest	127	118	136	168	232	243	293	320	277	240	191	120	320		
		Date	2	16	30	29	30	25	18	6	10	9	2	24	08/06		
		Lowest	-54	-28	-21	69	112	127	181	203	168	102	8	-35	-54		
		Date	14	10	7	1	2	2	5	17	27	30	19	12	01/14		
(0.1mm)	Precip.	00~24h Total	180	545	290	275	25	170	430	205	380	165	290	420	3375		
		Highest. 1	Daily	65	130	130	150	15	50	145	120	145	50	105	75	150	
		Date	9	20	2	11	24	21	3	17	27	2	19	8	04/11		
		Hourly	30	50	30	55	10	25	70	120	45	20	60	45	120		
(0.1%)	Wind	Mean Speed	41	36	31	44	37	30	36	38	32	37	48	52	39		
		Highest Gust Speed	290	244	251	246	248	230	191	181	198	176	258	305	305		
		Dir.	SW	SW	WSW	SW	WSW	NNW	SW	SW	NNW	ENE	WSW	SW	SW		
(0.1%)	Wind Directions Only	Date	27	19	9	19	9	10	3	24	29	22	10	25	12/25		
		Hourly Occurrence Maximum Speed	NNE	86	76	76	66	75	67	16	40	50	38	77	81	86	
		NE	41	40	32	16	28	34	12	6	22	30	33	43	43		
		ENE	42	39	38	49	73	26	67	51	24	66	32	27	73		
		E	55	97	58	75	90	84	66	69	96	77	49	53	97		
		ESE	82	69	77	97	123	60	62	91	124	116	50	38	124		
		SE	39	83	60	120	78	83	51	66	69	90	39	76	120		
		SSE	23	26	19	101	75	68	45	6	26	24	24	65	101		
		S	24	27	17	15	17	13	6	22	19	36	17	14	36		
		SSW	22	31	25	22	35	30		21	31	40	23		40		
		SW	178	133	119	126	136	101	126	120	106	63	131	97	178		
		WSW	210	136	93	128	108	75	118	125	123	109	188	171	210		
		W	121	101	77	104	87	87	35	45	70	38	105	115	121		
		WNW	64	47	47	86	77	36	39	12	35	24	61	81	86		
		NW	53	33	38	20	45		43	13	41	21	53	80	80		
		NNW	66	61	71	38	66	28	19	22	40	18	63	74	74		
		N	104	85	78	112	87	68	31	69	86	54	107	91	112		
		(0.1%)	Hourly Occurrence Percentage	CALM	17	12	36	18	37	31	52	39	49	13	3		26
				NNE	36	48	23	25	21	17	9	5	13	11	22	40	22
NE	28			28	13	6	9	11	5	4	8	11	14	20	13		
ENE	65			95	39	17	26	13	13	32	15	20	33	24	32		
E	116			158	153	63	36	90	62	159	75	222	74	34	103		
ESE	83			51	151	125	54	143	137	339	158	289	43	19	134		
SE	59			115	151	156	147	349	145	140	253	157	72	36	148		
SSE	8			6	3	47	43	39	15	1	11	7	6	3	15		
S	12			7	5	6	1	4	1	1	4	11	4	3	5		
SSW	11			1	8	6	6	7		3	15	17	7		7		
SW	82			106	71	229	178	113	199	71	94	65	138	46	115		
WSW	192			156	172	190	274	129	276	141	176	124	313	293	203		
W	99			52	62	43	70	29	31	15	46	24	126	243	70		
WNW	24			21	8	11	21	7	24	3	6	9	25	26	15		
NW	12	7	11	8	13		12	3	3	4	14	20	9				
NNW	28	18	20	11	14	4	7	8	15	3	31	46	17				
N	126	119	74	40	51	15	9	36	58	13	76	148	64				



Element		1	2	3	4	5	6	7	8	9	10	11	12		
Number of Days With Classified	Daily Max. Temp.	0.0	2												2
		0.1 ~ 10.0	22	24	18	1							5	26	96
		10.1 ~ 20.0	7	4	13	29	23	14	2			24	25	5	146
		20.1 ~ 30.0					5	16	29	28	30	7			115
		30.1								3					3
	Daily Mean Temp.	- 5.0												1	6
		- 4.9 ~ 0.0	3	2											
		0.1 ~ 10.0	27	25	29	7							12	30	130
		10.1 ~ 20.0	1	1	2	23	28	25	2		3	29	18		132
	Daily Min. Temp.	20.1						5	29	31	27	2			94
		- 15.0													
		- 14.9 ~ - 5.0	1												1
	Daily Max. Precip.	- 4.9 ~ 0.0	9	5	2									9	25
		0.1 ~ 10.0	21	23	29	15							17	22	127
		10.1				15	28	30	31	31	30	31	13		209
Daily Precip.	0.1mm	6	11	6	4	3	8	4	5	7	6	8	16	84	
	10.0mm		1	2	2			3	1	2		1		12	
	30.0mm														
	80.0mm														
	100.0mm														
Hourly Max. Precip.	1.0mm	5	9	5	3	1	4	4	4	6	4	4	8	57	
	6.0mm							2	1			1		4	
	10.0mm								1					1	
	20.0mm														
	30.0mm														
Daily Max. Wind Speed	0.5 ~ 3.3%														
	3.4 ~ 7.9%	1	2	7	1	4	13	12	9	10	6	1		66	
	8.0 ~ 13.8%	10	6	15	17	13	12	12	18	12	18	6	7	146	
	13.9%	20	20	9	12	11	5	7	4	8	7	23	24	150	
10 - Day Summary	Mean Temp.	1st	76	43	56	102	147	167	211	258	229	188	150	58	
		2nd	29	45	79	118		177	238	243	217	162	93	24	
		3rd	37	46	78	129	166	200	239	248	211	154	93	54	
	Mean Max. Temp.	1st	95	64	83	124	170	189	228	279	253	207	172	82	
		2nd	49	73	100	137		195	263	260	235	178	118	50	
		3rd	64	67	99	148	193	220	255	268	235	169	121	75	
	Mean Min. Temp.	1st	59	21	34	90	131	147	198	244	212	175	131	33	
		2nd	5	17	61	100		160	221	229	201	150	67	- 3	
		3rd	11	25	61	114	145	186	226	234	196	136	64	31	
	Mean Wind Speed	1st	39	32	35	40	43	36	43	33	22	33	44	55	
		2nd	50	41	25	53		28	34	38	47	48	48	56	
		3rd	35	35	33	37	30	26	30	42	29	30	52	46	
Total Precip.	1st	65	170	235	25	10	105	300		45	100	85	230		
	2nd	55	270		250		15		175	185	60	160	100		
	3rd	60	105	55		15	50	130	30	150	5	45	90		

Element		1	2	3	4	5	6	7	8	9	10	11	12				
(0.1 )	Air Temp.	Mean	-50	-37	26	98	150	188	224	213	177	120	22	-53	90		
		Mean Max.	-10	4	69	148	199	237	257	245	217	159	58	-19	130		
		Mean Min.	-80	-71	-7	62	113	151	201	189	147	90	-14	-89	58		
		Highest	72	71	132	229	251	280	300	311	248	221	151	51	311		
		Date	8	28	19	30	31	16	20	5	26	2	7	3	08/05		
		Lowest	-159	-136	-87	14	66	105	177	120	91	-12	-96	-165	-165		
		Date	23	10	8	1	14	6	1	30	29	30	19	12	12/12		
(0.1mm)	Precip.	00~24h Total	125	120	75	650	265	820	4975	3315	240	505	315	295	11700		
		Highest. 1	Daily	65	50	55	450	125	440	1225	1050	205	375	190	180	1225	
			Date	29	22	1	5	23	26	10	20	11	11	25	24	07/10	
			Hourly	20	20	25	100	90	265	330	355	45	210	100	45	355	
(0.1%)	Wind	Mean Speed	34	36	31	34	31	28	27	31	27	31	37	39	32		
		Highest Gust Speed	188	186	172	230	208	167	180	223	172	185	192	194	230		
(0.1%)	Wind	Dir.	N	SSE	N	NNE	W	SSE	W	W	WSW	NNE	NNE	N	NNE		
		Date	13	19	6	12	13	26	10	24	19	29	10	10	04/12		
Wind Directions Only	Hourly Occurrence Maximum Speed	NNE	88	71	76	104	71	75	49	107	70	87	79	84	107		
		NE	52	54	49	55	17	55	40	52	67	58	46	10	67		
		ENE	39	9	24	35	16	33	22	37	31	42	24	19	42		
		E	7		14	36	14	20	27	26	20	25	12	13	36		
		ESE	20	29	9	44	10	33	15	42	20	39	12		44		
		SE	54	65	71	46	47	58	68	70	58	57	64	39	71		
		SSE	72	91	60	72	63	76	76	84	72	79	100	61	100		
		S	117	106	46	86	81	82	84	77	52	68	95	94	117		
		SSW	67	41	49	53	85	52	75	73	53	38	56	46	85		
		SW	44	38	46	66	61	48	69	57	59	29	67	44	69		
		WSW	52	50	53	68	73	51	44	40	43	28	55	62	73		
		W	54	60	56	64	76	53	35	51	54	30	57	78	78		
		WNW	42	38	37	46	44	43	30	35	49	35	41	37	49		
		NW	43	45	37	45	48	42	22	36	40	44	44	49	49		
		NNW	68	81	70	74	79	70	46	57	67	63	73	80	81		
		(0.1%)	N	100	96	84	111	92	79	43	106	96	93	99	84	111	
		(0.1%)	Hourly Occurrence Percentage	CALM	11	42	16	10	9	18	19	12	18	13	3	4	14
				NNE	50	42	81	67	47	76	39	85	78	140	47	38	66
				NE	9	18	17	25	13	28	17	24	53	94	14	4	26
				ENE	7	3	4	13	11	7	3	23	19	36	7	1	11
E	1				4	8	5	8	7	19	17	34	4	3	9		
ESE	4			6	3	8	1	13	12	26	18	16	7		9		
SE	43			13	28	26	17	67	46	126	81	58	19	13	45		
SSE	91			45	47	69	35	88	134	274	175	164	47	38	101		
S	70			118	50	188	140	63	281	83	99	70	144	165	122		
SSW	20			36	31	71	73	43	116	50	33	23	47	34	48		
SW	31			30	38	75	74	25	103	28	25	12	50	30	43		
WSW	52			67	90	79	118	57	66	30	46	13	51	43	59		
W	63			61	108	67	137	119	77	48	54	26	71	60	74		
WNW	54			71	81	67	103	146	35	24	33	26	53	44	61		
NW	48	48	47	47	48	44	11	16	22	20	39	51	37				
(0.1%)	NNW	173	141	120	65	63	78	22	27	71	56	115	169	91			
(0.1%)	N	272	260	237	115	103	121	13	105	158	199	281	302	180			

Element		1	2	3	4	5	6	7	8	9	10	11	12		
Number of Days With Classified	Daily Max. Temp.	0.0	15	13	3								4	18	53
		0.1 ~ 10.0	16	15	22	2						2	18	13	88
		10.1 ~ 20.0			6	27	15	2		4	7	25	8		94
		20.1 ~ 30.0				1	16	28	31	26	23	4			129
		30.1								1					1
	Daily Mean Temp.	-5.0	16	12	1								3	16	48
		-4.9 ~ 0.0	8	12	5								7	12	44
		0.1 ~ 10.0	7	4	25	17	1					8	18	3	83
		10.1 ~ 20.0				13	30	18		10	27	23	2		123
		20.1						12	31	21	3				67
	Daily Min. Temp.	-15.0	1											3	4
		-14.9 ~ -5.0	21	19	5								9	23	77
		-4.9 ~ 0.0	8	8	10							1	9	4	40
		0.1 ~ 10.0	1	1	16	28	12				2	18	11	1	90
		10.1				2	19	30	31	31	28	12	1		154
	Daily Precip.	0.1mm	4	5	3	6	6	8	21	15	3	4	8	7	90
		10.0mm				1	1	3	13	7	1	1	1	1	29
		30.0mm				1		1	6	3		1			12
		80.0mm							1	1					2
		100.0mm							1	1					2
	Hourly Max. Precip.	1.0mm	3	3	2	5	5	7	19	14	3	4	5	4	74
6.0mm					1	2	1	13	8		1	2		28	
10.0mm					1		1	10	5		1	1		19	
20.0mm							1	4	2		1			8	
30.0mm								1	1					2	
Daily Max. Wind Speed	0.5 ~ 3.3%														
	3.4 ~ 7.9%	5	3	5	2	3	4	9	9	13	8	2	2	65	
	8.0 ~ 13.8%	19	18	21	17	22	22	17	14	13	18	17	16	214	
	13.9%	7	7	5	11	6	4	5	8	4	5	11	13	86	
10 - Day Summary	Mean Temp. (0.1 )	1st	0	-54	-11	86	142	162	216	241	189	151	79	-37	
		2nd	-73	-35	47	97	141	194	226	205	173	109	-6	-88	
		3rd	-75	-18	40	112	166	207	229	195	168	102	-8	-35	
	Mean Max. Temp. (0.1 )	1st	33	-20	32	136	192	207	248	279	225	192	116	2	
		2nd	-29	14	90	145	188	249	266	230	215	146	30	-54	
		3rd	-31	21	82	163	216	255	259	227	211	142	28	-7	
	Mean Min. Temp. (0.1 )	1st	-27	-86	-45	50	105	124	194	213	163	121	37	-80	
		2nd	-101	-72	12	59	107	156	201	187	141	83	-37	-124	
		3rd	-109	-52	11	76	125	172	207	169	137	68	-43	-67	
	Mean Wind Speed (0.1%)	1st	31	34	32	29	30	36	33	21	22	30	32	40	
		2nd	39	44	32	37	35	25	21	31	34	31	39	41	
		3rd	33	29	30	37	29	22	27	40	26	33	39	36	
Total Precip. (0.1mm)	1st		10	65	500	60	315	3040	705	20	130	85	70		
	2nd	40	60		150	75		1110	1990	220	375	20	25		
	3rd	85	50	10		130	505	825	620			210	200		

Element		1	2	3	4	5	6	7	8	9	10	11	12					
(0.1 )	Air Temp.	Mean	3	16	51	120	165	183	233	229	188	144	75	-3	117			
		Mean Max.	39	60	98	164	210	224	264	262	222	177	114	32	156			
		Mean Min.	-31	-25	20	89	133	156	212	209	167	119	39	-40	87			
		Highest	93	131	143	241	294	283	322	314	260	249	179	104	322			
		Date	2	17	30	16	30	19	22	7	9	10	8	23	07/22			
		Lowest	-115	-96	-65	23	100	121	184	156	107	30	-47	-99	-115			
		Date	15	11	8	2	15	13	27	31	29	30	19	12	01/15			
(0.1mm)	Precip.	00~24h Total	140	340	375	1350	380	715	1765	790	2815	1025	155	9850				
		Highest. 1	Daily	65	230	90	485	165	500	1140	280	2030	605	155	2030			
			Date	29	22	26	17	9	7	4	14	11	2	24	09/11			
			Hourly	45	50	65	200	40	180	215	140	785	220	75	785			
(0.1%)	Wind	Mean Speed	70	69	51	49	49	44	41	42	47	51	58	67	53			
		Highest Gust Speed	213	223	186	181	164	172	148	161	177	234	219	229	234			
(0.1%)	Wind Directions Only	Dir.	WNW	WNW	WNW	SSW	ESE	WNW	WNW	ESE	ENE	NW	ENE	ENE	NW			
		Date	20	10	2	6	9	8	18	14	15	30	30	1	10/30			
		Hourly Occurrence Maximum Speed	NNE	75	41	58	52	37	60	61	56	70	116	56	76	116		
			NE	76	43	72	95	46	62	67	63	98	83	89	155	155		
			ENE	85	47	72	103	75	79	65	81	106	95	165	179	179		
			E	56	44	70	62	80	75	56	89	92	89	116	135	135		
			ESE	60	83	83	77	128	94	55	117	100	85	61	43	128		
			SE	27	54	70	72	59	63	41	65	99	108	61	76	108		
			SSE	38	83	42	73	41	115	34	61	97	114	53	100	115		
			S	29	71	34	106	50	92	26	64	39	87	45		106		
			SSW	27	47	43	127	53	76	38	78	28	24			127		
			SW	27	30	33	86	36	28	34	19	12	5	32		86		
			WSW	14	27	25	71	23	21	42	38	26	13	8		71		
			W	134	120	100	101	90	98	102	81	102	71	110	86	134		
			WNW	164	170	129	129	123	124	95	87	122	156	149	106	170		
			NW	155	157	119	106	98	114	87	96	100	103	155	69	157		
			NNW	116	86	77	103	65	71	50	90	133	102	75	153	153		
			N	55	38	53	36	32	47	42	53	65	107	55	20	107		
			(0.1%)	Hourly Occurrence Percentage	CALM	1	1		3	12	3	20	31	38	27	21	15	14
					NNE	22	10	35	14	4	18	11	31	38	128	10	24	29
NE	42				12	46	36	11	26	30	70	133	198	49	113	64		
ENE	32	19			47	54	34	61	31	121	132	136	168	601	121			
E	13	18			38	28	44	138	46	133	68	38	138	173	73			
ESE	9	36			79	45	66	172	73	178	67	39	31	7	67			
SE	3	21			32	24	51	57	16	55	32	24	15	5	28			
SSE	4	12			13	8	13	28	9	15	17	28	17	11	15			
S	8	9			9	24	12	28	12	17	19	8	6		13			
SSW	4	3			13	39	20	31	13	8	11	3			12			
SW	5	3			13	17	9	18	11	1	3	1	1		7			
WSW	3	7			9	29	9	10	27	7	3	3	1		9			
W	126	193			160	281	313	178	433	148	68	30	107	12	171			
WNW	468	513			288	273	274	144	210	85	131	74	313	28	231			
NW	184	113			138	89	106	67	51	35	125	87	97	7	91			
NNW	46	16			62	31	12	15	5	46	81	95	17	1	36			
N	30	12			16	6	8	7	3	19	36	82	11	3	19			

Element		1	2	3	4	5	6	7	8	9	10	11	12			
Number of Days With Classified	Daily Max. Temp.	0.0	7	1										6	14	
		0.1 ~ 10.0	24	23	16	1							12	24	100	
		10.1 ~ 20.0		4	15	25	14	6				5	23	18	1	111
		20.1 ~ 30.0				4	17	24	29	29	25	8				136
		30.1							2	2						4
	Daily Mean Temp.	-5.0	4	2											3	9
		-4.9 ~ 0.0	11	7	2								1	13	34	
		0.1 ~ 10.0	16	19	29	6						1	20	15	106	
		10.1 ~ 20.0				24	29	25		2	23	30	9		142	
		20.1					2	5	31	29	7				74	
	Daily Min. Temp.	-15.0														
		-14.9 ~ -5.0	13	7	1										13	34
		-4.9 ~ 0.0	9	13	6								8	13	49	
		0.1 ~ 10.0	9	8	24	19	2					8	21	5	96	
		10.1				11	29	30	31	31	30	23	1		186	
	Daily Precip.	0.1mm	3	5	9	7	3	5	15	6	6	8			1	68
		10.0mm		1		5	3	2	3	3	4	3			1	25
		30.0mm				2		1	1		2	1				7
		80.0mm							1		1					2
		100.0mm							1		1					2
Hourly Max. Precip.	1.0mm	3	4	7	5	3	3	11	5	5	7			1	54	
	6.0mm			1	3		2	4	3	4	1			1	19	
	10.0mm				1		1	1	1	3	1				8	
	20.0mm				1			1		1	1				4	
	30.0mm										1				1	
Daily Max. Wind Speed	0.5 ~ 3.3%															
	3.4 ~ 7.9%	1		2	2	1	5	5	5	3	3				27	
	8.0 ~ 13.8%	8	8	20	15	22	19	22	24	18	15	17	7	195		
	13.9%	22	20	9	13	8	6	4	2	9	13	13	24	143		
10 - Day Summary	Mean Temp. (0.1 )	1st	39	3	32	106	150	171	222	247	195	174	115	6		
		2nd	-19	21	65	126	161	179	236	218	189	139	52	-27		
		3rd	-9	24	55	128	183	198	240	224	181	121	58	9		
	Mean Max. Temp. (0.1 )	1st	68	44	82	149	193	214	242	286	228	208	153	40		
		2nd	20	69	116	171	207	225	273	245	219	169	94	10		
		3rd	31	68	96	174	228	234	277	257	219	157	94	46		
	Mean Min. Temp. (0.1 )	1st	15	-33	-9	78	120	142	210	224	176	151	77	-31		
		2nd	-55	-25	36	92	125	148	215	202	170	118	15	-66		
		3rd	-49	-13	31	96	151	177	210	203	157	92	24	-24		
	Mean Wind Speed (0.1%)	1st	64	72	59	54	52	51	36	42	38	44	56	66		
		2nd	73	72	44	49	52	47	48	42	57	55	59	66		
		3rd	72	61	51	45	44	36	38	43	45	53	59	68		
Total Precip. (0.1mm)	1st	65	65	85	550	265	505	1510	180	510	775					
	2nd		45	65	680	115	30	135	415	2125	240					
	3rd	75	230	225	120		180	120	195	180	10		155			

Element		1	2	3	4	5	6	7	8	9	10	11	12					
(0.1 )	Air Temp.	Mean	22	16	52	102	158	199	252	256	216		83	23				
		Mean Max.	49	46	83	139	196	236	281	292	247		113	51				
		Mean Min.	3	-2	33	78	129	173	233	232	195		61	-3				
		Highest	107	87	130	188	250	291	311	337	287	243	187	98	337			
		Date	1	27	18	30	20	29	22	2	3	9	2	3	08/02			
		Lowest	-50	-55	-22	49	86	137	209	192	160	120	-5	-53	-55			
		Date	14	10	7	1	1	3	1	29	29	12	30	12	02/10			
(0.1mm)	Precip.	00~24h Total	80	125	35	265	195	150	1800	840	300	120	120	280	4310			
		Highest. 1 Daily	40	95	30	180	140	125	885	375	135	75	35	170	885			
		Date	29	22	1	5	9	6	31	20	27	1	24	24	07/31			
		Hourly	10	25	25	50	40	35	460	205	105	20	20	45	460			
	Date	20	22	1	5	9	6	31	20	27	1	25	24	07/31				
(0.1%)	Wind	Mean Speed	62	68	54	66	58	45	53	41	45		66					
		Highest Gust Speed	257	230	191	217	209	153	188	208	193	203	241	235	257			
		Dir.	NNW	NNW	NNW	SE	SSW	S	SW	SSW	NNE	E	WNW	NW	NNW			
	Date	20	20	2	5	13	7	17	21	26	1	24	11	01/20				
(0.1%)	Wind Directions Only	Hourly Occurrence Maximum Speed	NNE	114	147	87	124	65	100	61	154	165	139	139	130	165		
			NE	99	117	80	133	77	89	54	132	146	130	102	125	146		
			ENE	88	70	60	96	63	58	39	56	88	92	50	62	96		
			E	59	95	45	82	81	86	47	91	65	123	41	32	123		
			ESE	57	87	39	141	95	94	52	102	52	68	46	40	141		
			SE	53	39	32	157	68	70	61	85	62	58	59	57	157		
			SSE	50	27	52	79	100	73	96	72	57	40	76	91	100		
			S	37	135	91	105	126	117	136	134	71	67	87	87	136		
			SSW	134	173	88	159	169	126	145	174	83	70	137	94	174		
			SW	144	91	89	156	160	95	128	133	118	61	140	92	160		
			WSW	130	100	99	96	124	92	112	52	95	19	94	108	130		
			W	162	140	118	104	127	86	77	122	87	9	158	151	162		
			WNW	190	142	120	132	141	123	68	74	126	123	163	154	190		
			NW	183	145	125	126	136	124	35	79	90	167	148	156	183		
			NNW	161	135	143	154	143	119	73	67	99	149	126	138	161		
			N	89	117	76	77	67	96	51	52	60	75	87	99	117		
			(0.1%)	Hourly Occurrence Percentage	CALM	13	3	7	6	9	31	5	22	18	10	18	42	15
					NNE	194	152	104	75	35	56	41	160	153	403	186	217	142
					NE	56	39	22	18	26	24	12	76	140	131	38	47	51
					ENE	73	18	9	11	16	24	9	72	145	93	18	23	42
E	26	22			8	17	43	56	24	76	58	38	15	12	33			
ESE	6	16			12	10	30	29	38	47	25	16	13	5	21			
SE	9	15			4	13	19	29	39	47	24	20	12	10	20			
SSE	9	3			9	13	30	31	42	48	13	15	30	21	22			
S	6	12			26	36	54	54	119	42	10	33	43	33	40			
SSW	51	124			119	215	198	133	403	108	74	51	83	82	140			
SW	34	65			65	128	196	122	153	53	83	38	155	85	100			
WSW	50	21			31	72	86	79	45	37	29	2	31	33	44			
W	56	52			85	88	67	71	4	48	22	2	21	50	48			
WNW	47	68	100	92	82	71	11	40	26	8	47	38	53					
NW	130	155	165	83	40	83	8	28	46	39	130	120	85					
NNW	138	134	146	79	39	69	24	41	96	47	121	113	87					
N	104	101	88	46	31	39	23	56	38	56	40	69	57					

Element		1	2	3	4	5	6	7	8	9	10	11	12		
Number of Days With Classified	Daily Max. Temp.	0.0	2	1										3	6
		0.1 ~ 10.0	25	27	22	1							11	28	114
		10.1 ~ 20.0	2		9	29	18	5				15	18		96
		20.1 ~ 30.0					13	25	24	16	30	8			116
		30.1							7	10					17
	Daily Mean Temp.	- 5.0													
		- 4.9 ~ 0.0	8	8	1									9	26
		0.1 ~ 10.0	21	20	30	16							19	22	128
		10.1 ~ 20.0				14	31	14			4	21	10		94
	Daily Min. Temp.	20.1						16	31	26	26	2			101
		- 15.0													
		- 14.9 ~ - 5.0	1	1										2	4
		- 4.9 ~ 0.0	15	14	4								2	17	52
	Daily Precip.	0.1 ~ 10.0	13	13	27	27	1						23	12	116
		10.1				3	30	30	31	26	30	23	4		177
		0.1mm	6	3	2	5	3	4	15	13	5	3	6	10	75
		10.0mm				1	1	1	6	2	2			1	14
		30.0mm							1	1					2
	Hourly Max. Precip.	80.0mm							1						1
		100.0mm													
		1.0mm	3	3	1	4	3	2	11	9	4	2	5	3	50
6.0mm								5	3	1				9	
10.0mm								3	2	1				6	
Daily Max. Wind Speed	20.0mm							1	1					2	
	30.0mm							1						1	
	0.5 ~ 3.3%														
	3.4 ~ 7.9%	2	4	7	2	7	13	7	10	9	7	2	1	71	
Daily Max. Wind Speed	8.0 ~ 13.8%	13	8	17	19	15	13	16	11	15	10	7	5	149	
	13.9%	14	16	7	9	9	4	8	5	6	6	18	17	119	
10 - Day Summary	Mean Temp.	1st	58	6	35	86	143	174	241	271	226	182	123	39	
		2nd	4	19	59	99	155	200	250		215	155	71	- 4	
		3rd	2	27	61	120	174	224	264	244	208		55	34	
	Mean Max. Temp.	1st	81	30	67	120	190	203	265	311	259	210	153	70	
		2nd	30	56	89	140	189	239	279		240	177	100	24	
		3rd	33	54	93	159	208	266	298	275	241		84	57	
	Mean Min. Temp.	1st	42	- 9	13	64	111	150	225	245	203	162	103	7	
		2nd	- 17	- 2	39	77	128	174	229		198	140	52	- 28	
		3rd	- 17	7	45	94	146	195	242	220	183		28	11	
	Mean Wind Speed	1st	55	69	64	60	50	62	67	33	27	52	61	61	
		2nd	66	74	51	71	64	48	54		64	56	64		
		3rd	65	59	48	67	59	27	40	56	44		75	58	
	Total Precip.	1st	5		30	185	140	135	430	100	30	80	5	50	
		2nd	30	30		80	20		280	470	135	40	15	20	
		3rd	45	95	5		35	15	1090	270	135		100	210	

Element		1	2	3	4	5	6	7	8	9	10	11	12				
(0.1 )	Air Temp.	Mean	24	22	54	107	163	198	252	261	218	170	90	29	132		
	Mean Max.	50	49	83	138	200	227	277	290	248	191	118	56	161			
	Mean Min.	2	0	36	85	139	178	236	239	198	152	65	1	111			
	Highest	106	103	134	212	268	263	310	338	279	251	202	114	338			
	Date	6	16	18	16	30	28	30	7	26	10	7	3	08/07			
	Lowest	-41	-41	-9	51	106	148	212	198	172	86	4	-51	-51			
	Date	23	10	7	1	1	3	1	30	29	31	19	12	12/12			
(0.1mm)	Precip.	00~24h Total	60	145	175	560	500	275	1715	1590	840	265	35	330	6490		
		Highest. 1 Daily	20	65	70	225	210	120	350	410	410	210	15	240	410		
	Hourly	15	30	35	80	145	65	170	220	160	40	15	80	220			
	Date	20	20	1	17	24	26	17	28	11	1	3	24	08/28			
(0.1%)	Wind	Mean Speed	62	66	46	48	37	34	42	38	46	53	59				
		Highest Gust Speed	269	204	174	167	174	129	173	171	158	170	219	218	269		
		Dir.	NW	NW	NNW	SSE	SSE	WNW	SSE	SSE	NNW	NNE	NW	WNW	NW		
(0.1%)	Wind Directions Only	Date	20	9	2	18	13	7	8	21	17	14	23	24	01/20		
		Hourly Occurrence Maximum Speed	108	106	111	105	80	67	35	131	129	127	126	134	134		
		NNE	73	49	72	83	48	52	30	109	109	125	93	89	125		
		NE	41	43	35	61	45	29	18	45	54	91	42	39	91		
		ENE	44	33	30	30	30	26	26	35	30	40	23	31	44		
		E	58	58	36	51	44	44	51	55	37	59	47	56	59		
		ESE	38	36	49	79	57	53	82	56	43	40	39	51	82		
		SE	144	137	45	129	142	94	128	101	76	44	130	96	144		
		SSE	94	126	70	91	113	81	99	100	85	44	94	79	126		
		S	26	27	59	78	64	38	63	33	41	19	61	41	78		
		SSW	60	31	43	40	29	21	47	16	14	10	41	38	60		
		SW	99	40	45	51	67	42	36	27	59	47	31	76	99		
		WSW	131	86	65	80	80	67	38	39	30	25	159	101	159		
		W	142	138	111	82	74	101	39	54	51	24	150	140	150		
		WNW	214	159	137	90	115	84	59	78	115	193	154	173	214		
		NW	181	163	142	105	121	91	58	125	120	175	169	167	181		
		NNW	123	134	112	116	77	71	66	123	112	134	156	132	156		
		(0.1%)	Hourly Occurrence Percentage	CALM	1	3	13	6	7	11	14	47	7	23	38	67	19
				NNE	89	94	66	49	46	49	7	86	138	204	79	73	81
				NE	84	36	24	33	23	28	10	51	155	149	47	85	60
ENE	32			24	24	19	32	13	7	19	39	37	19	25	24		
E	27			13	22	8	20	7	7	13	39	21	13	8	17		
ESE	90			31	26	19	40	36	26	84	96	102	78	37	56		
SE	39			36	28	22	42	46	51	62	23	25	33	42	37		
SSE	90			137	62	300	269	217	526	209	70	39	103	177	184		
S	15			30	26	75	79	61	139	85	50	11	54	28	55		
SSW	4			12	31	43	58	39	55	34	14	7	28	7	28		
SW	11			3	20	18	34	15	15	15	4	1	21	10	14		
WSW	11			4	48	25	61	26	22	31	19	6	24	13	25		
W	22			15	51	43	81	47	29	16	13	3	18	22	30		
WNW	30			25	63	63	35	76	18	18	13	4	35	22	34		
NW	80	94	129	43	70	108	27	53	44	25	64	55	66				
NNW	243	339	228	129	59	118	33	72	153	147	193	195	157				
N	133	104	138	104	44	102	15	105	123	198	154	135	113				



Element		1	2	3	4	5	6	7	8	9	10	11	12		
Number of Days With Classified	Daily Max. Temp.	0.0	2	1										4	7
		0.1 ~ 10.0	27	26	24	2							9	24	112
		10.1 ~ 20.0	2	1	7	27	17	5				21	20	3	103
		20.1 ~ 30.0				1	14	25	26	17	28	8	1		120
		30.1							4	14					18
	Daily Mean Temp.	- 5.0												8	19
		- 4.9 ~ 0.0	8	3										8	19
		0.1 ~ 10.0	23	25	31	10							19	23	131
		10.1 ~ 20.0				20	31	15			2	27	11		106
	Daily Min. Temp.	20.1						15	31	31	26	2			105
		- 15.0												1	1
		- 14.9 ~ - 5.0												1	1
	Daily Max. Precip.	- 4.9 ~ 0.0	18	14	2									15	49
		0.1 ~ 10.0	13	14	29	25						1	25	15	122
		10.1				5	31	30	30	31	28	28	5		188
	Hourly Max. Precip.	0.1mm	6	6	7	7	5	4	13	10	4	5	4	7	78
		10.0mm				2	2	2	7	6	2	1		1	23
		30.0mm							3	1	2				6
		80.0mm													
	Daily Max. Wind Speed	100.0mm													
0.5 ~ 3.3%		3	4	5	6	4	4	10	9	4	3	2	7	61	
3.4 ~ 7.9%					1	2	1	7	6	2			1	20	
8.0 ~ 13.8%						1		4	4	2				11	
13.9%									1					1	
10 - Day Summary	Mean Temp.	1st	61	13	38	91	149	177	242	282	228	190	127	47	
		2nd	11	25	59	108	159	198	249	255	216	164	76	3	
		3rd	3	31	64	123	180	218	264	249	210	154	68	36	
	Mean Max. Temp.	1st	84	36	65	119	196	204	265	315	256	216	156	74	
		2nd	36	56	90	143	189	228	278	286	244	184	103	34	
		3rd	33	57	93	153	215	251	288	271	242	172	96	58	
	Mean Min. Temp.	1st	42	- 4	19	70	125	157	227	255	207	172	103	13	
		2nd	- 12	- 3	41	87	136	178	232	233	198	149	52	- 28	
		3rd	- 22	10	48	98	154	199	248	230	188	134	40	15	
	Mean Wind Speed	1st	48	74	56	42	35	46	55	26	32	43	48	58	
		2nd	70	69	45	53	37	33	36	27	64	68	61		
		3rd	69	54	39	49	40	23	34	58	42	47	67	62	
Total Precip.	1st		10	70	175	220	135	640	285	105	245	20	35		
	2nd	20	70	5	360			760	865	410	20		30		
	3rd	40	65	100	25	280	140	315	440	325		15	265		

Element		1	2	3	4	5	6	7	8	9	10	11	12					
(0.1 )	Air Temp.	Mean	32	31	62	125	174	209	260	260	214	165	92	32	138			
	Mean Max.	65	71	107	171	233	255	300	297	251	198	132	68	179				
	Mean Min.	1	-5	20	85	125	172	234	231	179	135	52	1	103				
	Highest	131	132	158	233	286	294	341	337	289	274	197	137	341				
	Date	2	16	12	15	30	28	20	1	26	10	10	3	07/20				
	Lowest	-41	-36	-20	28	96	124	208	186	129	55	5	-46	-46				
	Date	26	3	7	2	14	2	12	27	30	31	19	12	12/12				
(0.1mm)	Precip.	00~24h Total	95	240	150	390	185	365	2640	1875	1390	715	30	495	8570			
		Highest. 1 Daily	35	145	75	175	75	235	940	650	780	415	30	230	940			
	Date	29	22	20	5	9	26	31	20	11	1	3	24	07/31				
	Hourly	15	30	30	40	35	115	845	205	365	105	30	80	845				
Date	29	22	20	5	5	26	31	20	11	1	3	24	07/31					
(0.1%)	Wind	Mean Speed	35	39	29	29	24	24	26	26	21	24	31	32	28			
		Highest Gust Speed	206	190	182	149	134	142	192	151	119	188	179	174	206			
		Dir.	WNW	WNW	NW	SSE	SSE	ESE	NNW	SSE	NW	WNW	WNW	NNW	WNW			
Date	20	10	1	14	12	6	31	20	17	29	24	24	01/20					
(0.1%)	Wind Directions Only	Hourly Occurrence Maximum Speed	NNE	22	27	19	33	22	19	20	16	23	21	23	18	33		
			NE	23	19	21	21	18	12	5	20	17	19	29	10	29		
			ENE	13	27	21	26	25	23	22	27	21	21	20	14	27		
			E	31	26	36	19	60	28	35	46	37	37	41	41	60		
			ESE	45	62	35	51	85	88	56	84	56	79	56	53	88		
			SE	47	65	34	82	85	101	69	76	66	105	68	57	105		
			SSE	63	85	38	87	72	55	67	66	38	15	58	40	87		
			S	27	9	18	53	41	29	39	33	29	15	28	18	53		
			SSW	58	68	26	63	62	51	47	67	59	19	43	22	68		
			SW	52	47	51	57	51	47	46	65	54	22	44	67	67		
			WSW	43	47	67	67	53	55	42	42	32	30	45	45	67		
			W	75	40	53	52	44	38	38	36	34	38	41	42	75		
			WNW	136	113	109	76	68	74	68	53	64	60	108	97	136		
			NW	127	122	110	86	83	61	130	51	71	121	101	111	130		
			NNW	30	27	21	24	17	21	17	41	27	35	38	29	41		
			N	29	26	26	22	22	21	16	29	29	37	27	24	37		
			(0.1%)	Hourly Occurrence Percentage	CALM	78	95	133	60	151	108	56	108	142	93	100	59	99
					NNE	7	13	5	8	16	8	5	5	13	12	6	3	8
					NE	9	3	8	7	5	3	1	8	8	5	6	1	5
					ENE	4	7	12	4	11	8	5	4	19	13	10	1	8
					E	42	16	30	8	31	19	30	17	94	62	36	44	36
					ESE	79	72	44	72	98	111	82	125	85	65	86	151	89
					SE	43	43	30	104	140	119	216	157	44	36	103	95	95
					SSE	9	30	8	82	69	64	285	89	13	11	24	30	60
					S	4	1	3	28	15	14	51	20	8	1	4	11	13
					SSW	13	12	1	58	34	33	82	46	25	4	22	11	29
					SW	3	7	8	32	27	38	48	35	21	12	19	12	22
WSW	9	19			34	39	54	50	52	54	22	20	26	40	35			
W	46	24			44	53	47	29	12	42	56	89	26	35	42			
WNW	234	215			303	256	155	238	36	169	225	327	275	181	217			
NW	371	402	312	157	124	136	17	95	168	198	221	300	207					
NNW	30	27	13	19	16	8	11	12	26	35	19	16	19					
N	19	12	11	13	8	13	8	13	31	17	17	9	14					

Element		1	2	3	4	5	6	7	8	9	10	11	12		
Number of Days With Classified	Daily Max. Temp.	0.0													
		0.1 ~ 10.0	26	23	9							6	25	89	
		10.1 ~ 20.0	5	5	22	23	5	1				17	24	6	108
		20.1 ~ 30.0				7	26	29	15	17	30	14			138
	30.1							16	14					30	
	Daily Mean Temp.	- 5.0													
		- 4.9 ~ 0.0	3	1										4	8
		0.1 ~ 10.0	28	27	31	4							20	27	137
		10.1 ~ 20.0				26	27	10			4	28	10		105
	20.1					4	20	31	31	26	3			115	
	Daily Min. Temp.	- 15.0													
		- 14.9 ~ - 5.0													
		- 4.9 ~ 0.0	18	16	8									16	58
		0.1 ~ 10.0	13	12	23	22	4					4	29	15	122
	10.1				8	27	30	31	31	30	27	1		185	
Daily Precip.	0.1mm	9	7	7	7	4	5	14	8	6	7	1	13	88	
	10.0mm		1		2		1	5	5	4	2		1	21	
	30.0mm							3	3	1	1			8	
	80.0mm							1						1	
	100.0mm														
Hourly Max. Precip.	1.0mm	3	4	5	4	4	6	11	7	5	7	1	7	64	
	6.0mm						1	8	6	4	1		1	21	
	10.0mm						1	3	4	1	1			10	
	20.0mm							3	1	1				5	
	30.0mm							3		1				4	
Daily Max. Wind Speed	0.5 ~ 3.3%														
	3.4 ~ 7.9%	11	7	15	10	13	20	16	15	19	15	12	10	163	
	8.0 ~ 13.8%	12	11	12	19	18	9	14	15	11	13	9	11	154	
13.9%	8	10	4	1		1	1	1		3	9	10	48		
10 - Day Summary	Mean Temp.	1st	61	22	46	105	160	192	252	277	220	190	121	47	
		2nd	19	34	63	128	170	208	258	253	216	163	80	11	
		3rd	17	40	75	142	190	227	270	251	204	143	77	39	
	Mean Max. Temp.	1st	98	51	93	149	219	231	284	319	258	223	167	86	
		2nd	50	84	114	170	229	261	305	290	248	191	115	42	
		3rd	48	80	114	192	249	274	310	284	248	182	113	74	
	Mean Min. Temp.	1st	29	- 1	1	69	118	153	232	245	188	165	82	13	
		2nd	- 14	- 16	18	89	118	164	226	227	182	137	40	- 21	
		3rd	- 10	2	39	95	138	199	242	223	167	106	34	11	
	Mean Wind Speed	1st	26	44	37	26	23	33	34	20	15	25	28	32	
		2nd	39	41	24	32	23	23	24	29	26	22	29	34	
		3rd	39	31	26	28	27	17	21	29	21	26	36	31	
	Total Precip.	1st	25	25	20	215	185	90	645	5	490	635	30	130	
		2nd	15	70	75	170		40	1055	1460	780	80		120	
		3rd	55	145	55	5		235	940	410	120			245	

Element		1	2	3	4	5	6	7	8	9	10	11	12		
(0.1 )	Air Temp.	Mean	34	34	66	129	174	208	259	259	217	169	99	39	141
	Mean Max.	67	74	112	179	233	261	298	300	256	205	135	70	183	
	Mean Min.	6	- 1	26	83	124	170	227	228	184	141	61	6	105	
	Highest	124	146	165	227	282	296	331	339	286	263	202	133	339	
	Date	2	16	19	29	30	5	20	5	26	10	10	3	08/05	
	Lowest	- 31	- 33	- 19	24	94	130	201	192	134	84	21	- 29	- 33	
	Date	15	10	3	3	7	2	27	31	30	31	19	12	02/10	
(0.1mm)	Precip.	00~24h Total	95	245	260	445	140	255	1410	935	950	1040	20	375	6170
		Highest. 1 Daily	20	155	90	175	75	150	525	520	455	790	15	200	790
	Hourly	15	30	60	50	30	60	335	200	185	330	10	85	335	
	Date	8	22	25	26	9	6	6	14	11	1	17	24	07/06	
(0.1%)	Wind	Mean Speed	31	34	25	24	20	19	12	17	18	22	25	28	23
		Highest Gust Speed	204	200	201	132	129	119	115	152	162	174	172	233	233
(0.1%)	Wind Directions Only	Dir.	NW	NNW	WNW	WNW	SE	NW	NNW	WNW	SW	NNW	NW	NW	NW
		Date	20	9	2	18	9	7	31	20	11	29	18	16	12/16
		NNE	44	42	41	40	14	39	30	57	39	54	47	49	57
		NE	40	35	17	29	19	32	7	38	36	43	32	42	43
		ENE	35	27	35	26	28	28	16	18	36	37	36	23	37
		E	33	22	37	39	43	21	28	33	38	34	24	16	43
		ESE	35	43	28	22	51	49	25	50	41	58	34	22	58
		SE	15	33	19	36	31	37	32	36	31	51	26	31	51
		SSE	13	42	21	46	39	23	35	34	14	41	33	33	46
		S		44	23	45	26	23	33	32	21	13	23	14	45
		SSW	21	34	35	60	34	35	27	23	45	13	24	22	60
		SW	55	55	53	80	55	40	48	61	39	25	58	59	80
		WSW	40	25	7	54	45	43	47	39	75	19	66	29	75
		W	20	32	39	29	45	42	44	36	38	39	31	21	45
		WNW	76	63	61	68	57	56	50	63	41	41	69	70	76
NW	118	96	105	71	71	65	36	50	58	105	84	105	118		
NNW	96	100	84	67	52	60	41	60	70	110	91	97	110		
N	31	31	22	29	21	28	11	38	31	39	40	40	40		
(0.1%)	Hourly Occurrence Percentage	CALM	118	134	195	125	182	219	323	239	154	151	208	156	184
		NNE	101	21	35	19	5	20	3	48	69	167	83	77	54
		NE	42	15	15	15	8	10	1	15	71	86	29	56	30
		ENE	24	18	43	31	46	20	8	11	74	48	36	19	31
		E	34	18	30	28	34	22	19	15	43	28	11	9	24
		ESE	13	27	7	26	55	93	59	125	63	16	18	16	43
		SE	8	30	1	43	69	54	108	59	13	23	19	16	37
		SSE	13	13	5	36	59	21	137	58	10	7	15	15	33
		S		15	11	49	46	32	90	39	14	3	26	30	30
		SSW	8	15	11	67	44	42	46	28	25	1	18	30	28
		SW	7	18	16	104	54	45	89	47	29	5	28	42	40
		WSW	4	12	1	28	42	31	34	42	26	4	17	19	22
		W	3	12	12	8	38	25	11	24	29	11	11	7	16
		WNW	44	48	173	111	170	179	39	94	103	58	44	50	93
		NW	226	265	250	186	114	127	13	73	124	98	157	180	150
NNW	313	321	171	106	31	52	19	52	122	230	229	247	157		
N	42	19	24	18	4	10	3	31	32	65	49	32	27		

Element		1	2	3	4	5	6	7	8	9	10	11	12		
Number of Days With Classified	Daily Max. Temp.	0.0													
		0.1 ~ 10.0	26	22	8								4	26	86
		10.1 ~ 20.0	5	6	23	23	7	1				13	25	5	108
		20.1 ~ 30.0				7	24	29	14	15	30	18	1		138
	30.1							17	16					33	
	Daily Mean Temp.	- 5.0													
		- 4.9 ~ 0.0	4	2										3	9
		0.1 ~ 10.0	27	26	31	2							18	28	132
		10.1 ~ 20.0				28	28	11			3	27	12		109
	20.1					3	19	31	31	27	4			115	
	Daily Min. Temp.	- 15.0													
		- 14.9 ~ - 5.0	16	17	3									14	50
		- 4.9 ~ 0.0	15	11	28	22	3					2	26	17	124
		0.1 ~ 10.0				8	28	30	31	31	30	29	4		191
	Daily Precip.	10.1													
0.1mm		9	6	7	7	5	6	11	5	7	7	2	9	81	
10.0mm			1		2		1	4	2	3	2		1	16	
30.0mm								2	2	1	1			6	
80.0mm															
100.0mm															
Hourly Max. Precip.	1.0mm	5	5	5	7	3	4	8	4	7	6	1	6	61	
	6.0mm			1			1	4	1	2	1		1	11	
	10.0mm							4	1	1	1			7	
	20.0mm							2	1		1			4	
	30.0mm							1			1			2	
Daily Max. Wind Speed	0.5 ~ 3.3%														
	3.4 ~ 7.9%	9	7	12	7	12	17	24	17	20	16	12	9	162	
	8.0 ~ 13.8%	14	14	14	23	19	13	7	13	9	14	13	13	166	
	13.9%	8	7	5					1	1	1	5	9	37	
10 - Day Summary	Mean Temp.	1st	65	23	50	112	161	192	252	275	224	195	128	53	
		2nd	21	39	71	130	168	207	257	252	218	165	86	16	
		3rd	17	43	77	143	190	226	267	252	208	149	82	45	
	Mean Max. Temp.	1st	96	52	92	165	219	241	287	321	260	230	169	87	
		2nd	52	89	125	177	228	267	297	289	256	197	121	46	
		3rd	53	83	117	196	251	276	310	290	253	190	115	78	
	Mean Min. Temp.	1st	36	- 1	9	70	115	155	228	240	193	169	88	12	
		2nd	- 5	- 8	27	89	116	161	221	225	186	141	50	- 10	
		3rd	- 11	8	41	90	138	195	233	221	173	116	46	15	
	Mean Wind Speed	1st	22	39	33	21	20	26	14	16	13	18	22	26	
		2nd	37	33	21	26	19	18	10	15	24	23	25	32	
		3rd	34	29	23	24	19	13	12	20	18	24	29	26	
Total Precip.	1st	45	50	10	205	135	175	610	45	440	1000	5	70		
	2nd	20	40	75	170	5	10	520	890	455	40	15	100		
	3rd	30	155	175	70		70	280		55			205		

303 가

2017

Element		1	2	3	4	5	6	7	8	9	10	11	12					
(0.1 )	Air Temp.	Mean	55	52	73	126	175	203	259	261	216	165		56				
		Mean Max.	78	81	102	159	207	233	281	285	240	187		82				
		Mean Min.	33	24	52	98	150	180	244	244	196	146		32				
		Highest	130	130	156	218	255	274	315	333	262	250	216	146	333			
		Date	29	16	12	29	29	5	24	5	1	10	7	23	08/05			
		Lowest	- 15	- 16	11	62	114	148	224	195	169	97	43	- 1	- 16			
		Date	20	10	7	7	9	6	1	30	30	31	18	17	02/10			
(0.1mm)	Precip.	00~24h Total	100	470		245	720	390	300	3905	780	1460	15	415	8800			
		Highest. 1	Daily	40	350		85	350	230	195	2535	335	1215	15	360	2535		
			Date	7	22		11	9	6	18	13	11	1	20	24	08/13		
			Hourly	20	70		35	90	95	115	690	305	225	5	165	690		
	Date	8	22		5	5	6	18	13	11	1	20	24	08/13				
(0.1%)	Wind	Mean Speed	23	24	64	53	56	39	53		50	76		82				
		Highest Gust Speed	165	170	261	213	201	203	193	323	224	293	254	293	323			
		Dir.	WNW	NW	SSE	SSE	SE	SE	SE	SE	SE	SSE	NNW	NNW	SE			
	Date	20	20	28	9	4	20	14	13	10	1	18	16	08/13				
(0.1%)	Wind Directions Only	Hourly Occurrence Maximum Speed	NNE	58	74	99	74	34	57	73	57	100	80	49	26	100		
			NE	66	50	85	97	49	71	26	55	110	87	46	50	110		
			ENE	46	52	94	87	83	61	85	60	99	94	45	84	99		
			E	56	38	89	53	119	104	96	75	73	97	37	28	119		
			ESE	56	39	66	118	105	115	124	75	70	91	38	17	124		
			SE	40	52	200	131	159	192	131	221	194	175	120	121	221		
			SSE	53	60	100	159	101	90	114	245	128	236	88	126	245		
			S	76	85	36	22	9	12	32	122	39	39	21	78	122		
			SSW	56	51	14	10	19	6			24	16	22	53	56		
			SW	35	37	21	14	7	5			24	12		42	42		
			WSW	30	52	11	18	6	18			28	18	36		52		
			W	48	70	13	37	13	22		16	37	14	12	18	70		
			WNW	45	77	44	36		59	13	13	45	31	14	17	77		
			NW	49	45	152	147	129	104	89	112	97	123	59	109	152		
			NNW	46	40	105	105	100	87	56	145	150	207	189	226	226		
			N	50	50	69	59	53	44	53	86	92	95	52	50	95		
			(0.1%)	Hourly Occurrence Percentage	CALM	23	21	26	15	39	135	109	74	60	30	27	14	48
					NNE	120	97	43	29	12	21	4	12	28	34	19	11	36
					NE	115	73	36	40	12	17	5	2	40	13	21	4	32
					ENE	48	32	44	24	25	13	11	13	31	34	23	23	27
					E	30	21	19	33	30	43	16	20	47	13	14	1	24
					ESE	19	17	21	71	66	91	198	47	57	15	35	8	55
					SE	23	38	61	233	382	223	520	300	139	58	105	35	178
					SSE	25	48	49	70	72	105	79	101	60	77	72	47	66
					S	37	51	23	8	4	7	3	8	21	9	21	25	18
					SSW	38	36	9	2	3	1			11	5	21	21	12
					SW	33	20	9	2	1	1			6	3		3	7
WSW	46	44			3	2	1	1			7	1	6		9			
W	48	79			3	11	1	4		3	7	3	2	4	14			
WNW	63	88			21	17		10	1	5	21	8	6	4	21			
NW	141	95			399	220	144	163	24	147	69	90	14	75	134			
NNW	109	145	188	175	154	130	17	219	344	538	566	702	268					
N	82	97	47	50	53	34	12	47	53	69	49	21	51					

303 가

2017

Element		1	2	3	4	5	6	7	8	9	10	11	12		
Number of Days With Classified	Daily Max. Temp.	0.0													
		0.1 ~ 10.0	22	20	13								1	19	75
		10.1 ~ 20.0	9	7	18	28	13	2				23	17	10	127
		20.1 ~ 30.0				1	17	28	18	23	30	8	2		127
	Daily Mean Temp.	30.1							8	8					16
		- 5.0													
		- 4.9 ~ 0.0		1											1
		0.1 ~ 10.0	29	25	29	4							8	27	122
	Daily Min. Temp.	10.1 ~ 20.0	2	1	2	25	27	12			3	26	12	2	112
		20.1					4	18	26	31	27	5			111
		- 15.0													
		- 14.9 ~ - 5.0	4	5										2	11
	Daily Precip.	- 4.9 ~ 0.0	27	22	31	16							1	13	137
		0.1 ~ 10.0				13	30	30	26	31	30	30	7		197
		10.1	8	5		7	6	6	7	11	6	8	1	6	71
		0.1mm													
	Hourly Max. Precip.	10.0mm		1			3	1	1	6	2	1		1	16
		30.0mm		1			1			3	1	1		1	8
		80.0mm								1		1			2
		100.0mm								1		1			2
Daily Max. Wind Speed	1.0mm	5	3		6	4	5	5	10	5	6		4	53	
	6.0mm		2			2	1	2	6	2	1		1	17	
	10.0mm							1	6	2	1		1	11	
	20.0mm								4	1	1			6	
Daily Max. Wind Speed	30.0mm								2	1				3	
	0.5 ~ 3.3%		1											1	
	3.4 ~ 7.9%	3	6	2	2	1	6	4	5	5	1	2	1	38	
	8.0 ~ 13.8%	25	16	12	6	13	14	11	6	11	11	8	6	139	
10 - Day Summary	Mean Temp.	13.9%	3	4	17	17	15	9	16	12	14	19	10	22	158
		1st	84	42	61	112	161	189	249	279	224	195	138	69	
		2nd	42	57	80	126	170	200		258	213	160	96	36	
	Mean Max. Temp.	(0.1 )	41	61	78	140	192	219	272	248	210	144		64	
		1st	104	63	92	146	191	218	265	306	249	220	174	98	
		2nd	64	94	112	159	205	231		281	234	177	124	59	
	Mean Min. Temp.	3rd	69	89	103	171	224	251	301	269	237	167		90	
		1st	66	24	39	83	134	167	238	260	201	171	107	43	
		2nd	23	17	59	96	145	176		240	198	146	75	15	
	Mean Wind Speed	(0.1 )	12	34	59	114	169	197	251	233	190	125		40	
		1st	24	23	71		67	47	64	53	40	71	60	80	
		2nd	22	25	59	59	38	47	50	57	61	84	68	97	
Total Precip.	(0.1%)	23	23	62	59	62	23	44		49	73		71		
	1st	65	25		100	705	240	90	650	380	1360		40		
	2nd	5	95		130	15	45	195	3210	335	100	15	15		
(0.1mm)	3rd	30	350		15		105	15	45	65			360		

Element		1	2	3	4	5	6	7	8	9	10	11	12			
(0.1 )	Air Temp.	Mean	37	41	77	141	178	206	255	265	224	175	99	36	145	
		Mean Max.	76	87	127	192	232	253	297	306	268	219	150	79	191	
		Mean Min.	1	- 5	29	94	127	169	223	234	190	140	48	- 10	103	
		Highest	132	151	179	235	290	294	335	353	294	277	211	133	353	
		Date	8	16	19	29	25	19	25	6	17	10	10	3	08/06	
		Lowest	- 46	- 45	- 17	29	89	115	190	183	122	80	- 3	- 38	- 46	
		Date	15	19	7	3	15	4	12	27	30	31	25	14	01/15	
(0.1mm)	Precip.	00~24h Total	100	445	425	360	370	815	780	2470	1215	1425	40	190	8635	
		Highest. 1	Daily	40	225	120	105	230	415	450	1730	600	895	30	145	1730
			Date	8	22	25	5	9	29	8	14	6	1	7	24	08/14
			Hourly	20	50	45	30	70	95	285	600	265	390	25	110	600
(0.1%)	Wind	Date	8	17	31	6	9	29	8	14	11	1	7	24	08/14	
		Mean Speed	44	46	33	35	30	27	21	27	28	30	34	35	33	
(0.1%)	Wind	Highest Gust Speed	220	221	227	186	177	134	157	141	172	226	203	199	227	
		Dir.	NW	NW	NNW	NNW	NNW	NW	WSW	NW	SW	NW	NNW	WSW	NNW	
(0.1%)	Wind	Date	30	9	2	11	26	3	11	29	11	29	23	24	03/02	
		Hourly Occurrence Maximum Speed	NNE	44	35	45	23	34	27	22	27	45	53	26	10	53
NE	50		53	50	67	43	49	35	41	65	56	27	12	67		
ENE	8		28	33	56	45	31	33	39	52	34	20		56		
E	7		62	45	78	52	77	57	69	58	65	21	11	78		
ESE	36		46	48	55	50	66	47	50	57	56	38	15	66		
SE	30		49	47	80	51	74	52	76	48	53	36	37	80		
SSE	29		40	30	78	42	98	55	56	49	85	24	43	98		
S			56	36	40	21	36	52	29	55	47	30	18	56		
SSW	24		71	57	49	53	23	61	36	75	44	30	25	75		
SW	76		88	94	76	75	72	56	67	59	41	54	125	125		
WSW	97		86	98	125	77	72	87	89	89	46	89	81	125		
W	56		46	55	59	60	46	47	53	21	27	45	41	60		
WNW	94		97	124	67	64	64	36	48	61	38	67	74	124		
NW	130		132	111	112	112	70	45	64	69	138	133	111	138		
NNW	86		85	89	85	91	80	49	88	76	100	126	89	126		
N	52		46	49	55	28	36	22	43	52	60	31	43	60		
(0.1%)	Hourly Occurrence Percentage	CALM	54	76	122	85	106	143	177	98	76	81	100	138	105	
		NNE	19	7	43	18	27	29	23	34	90	164	19	5	40	
		NE	36	12	31	32	39	42	40	56	106	51	10	3	38	
		ENE	3	1	1	19	20	39	36	43	42	16	6		19	
		E	1	18	12	31	46	83	34	99	72	23	4	1	35	
		ESE	5	18	16	38	36	78	35	85	47	35	11	4	34	
		SE	4	27	44	71	90	119	165	82	39	34	11	22	59	
		SSE	1	4	4	38	23	49	59	65	22	31	10	4	26	
		S		6	5	18	11	4	20	15	4	5	4	3	8	
		SSW	4	9	24	26	19	8	42	13	6	7	18	7	15	
		SW	42	51	106	143	177	110	195	106	38	17	46	36	89	
		WSW	17	27	23	81	108	71	116	71	53	15	19	23	52	
		W	17	18	19	14	28	18	15	20	7	8	11	16	16	
		WNW	81	79	81	49	50	29	5	17	36	7	83	82	50	
		NW	453	463	224	158	105	79	8	52	125	90	324	409	206	
		NNW	149	128	134	89	58	43	9	67	100	173	176	175	108	
N	113	57	109	92	58	56	20	75	136	243	147	73	98			



Element		1	2	3	4	5	6	7	8	9	10	11	12			
Number of Days With Classified	Daily Max. Temp.	0.0														
		0.1 ~ 10.0	24	18	4							2	23	71		
		10.1 ~ 20.0	7	10	27	20	4					7	26	8	109	
		20.1 ~ 30.0				10	27	30	17	13	30	24	2		153	
	Daily Mean Temp.	30.1							14	18					32	
		- 5.0														
		- 4.9 ~ 0.0	3	1										3	7	
		0.1 ~ 10.0	28	27	29	1							14	28	127	
	Daily Min. Temp.	10.1 ~ 20.0			2	29	27	9			2	23	16		108	
		20.1					4	21	31	31	28	8			123	
		- 15.0														
		- 14.9 ~ - 5.0	18	17	3								1	24	63	
	Daily Precip.	- 4.9 ~ 0.0	13	11	28	17	2					4	27	7	109	
		0.1 ~ 10.0				13	29	30	31	31	30	27	2		193	
		10.1	4	6	7	7	5	6	8	10	6	7	3	3	72	
		0.1mm			2	2	1	2	2	3	3	3		1	21	
		10.0mm														
	Hourly Max. Precip.	30.0mm						1	1	2	2	1			7	
		80.0mm								1		1			2	
		100.0mm								1					1	
		1.0mm	3	6	5	5	4	5	4	7	5	5	2	3	54	
6.0mm						1	2	2	4	2	2		1	14		
Daily Max. Wind Speed	10.0mm							2	3	2	1		1	9		
	20.0mm							1	2	2	1			6		
	30.0mm								1		1			2		
	0.5 ~ 3.3%	4	3	7	4	7	10	18	9	9	11	11	5	98		
10 - Day Summary	Mean Temp.	3.4 ~ 7.9%	15	12	17	19	20	20	11	21	19	16	9	14	193	
		8.0 ~ 13.8%	12	13	7	7	4			2	1	2	4	10	12	74
		13.9%														
10 - Day Summary	Mean Max. Temp.	1st	72	31	58	128	163	199	244	280	230	206	131	47		
		2nd	21	45	83	143	177	203	253	259	230	172	85	17		
		3rd	21	50	89	152	192	216	265	256	212	150	83	43		
	Mean Min. Temp.	1st	108	66	104	178	211	251	288	323	269	244	184	94		
		2nd	61	100	145	192	230	250	295	292	272	207	134	58		
		3rd	62	97	132	206	252	257	308	302	262	206	131	86		
	Mean Wind Speed	1st	37	2	11	85	120	155	215	250	200	174	79	- 3		
		2nd	- 18	- 17	26	98	120	163	219	234	196	144	37	- 24		
		3rd	- 16	3	47	100	140	188	233	219	175	105	27	- 4		
Total Precip.	1st	35	50	44	33	31	36	19	27	21	28	31	34			
	2nd	48	44	28	38	30	26	17	28	40	31	35	40			
	3rd	49	42	29	32	29	18	27	26	24	31	37	32			
(0.1mm)	1st	65	105	10	215	310	275	685	265	705	1360	35	35			
	2nd		115	70	135	60	95	95	1820	405	65	5	10			
	3rd	35	225	345	10			445		385	105			145		

Element		1	2	3	4	5	6	7	8	9	10	11	12				
(0.1 )	Air Temp.	Mean	53	56	91	146	180	206	270	272	232	188	117	57	156		
	Mean Max.	78	87	119	184	228	245	306	306	256	212	145	83	187			
	Mean Min.	30	25	66	115	149	178	244	248	212	168	88	29	129			
	Highest	136	167	157	242	298	300	357	340	283	284	216	153	357			
	Date	2	16	19	29	30	22	21	11	6	10	10	24	07/21			
	Lowest	-23	-11	16	77	125	146	207	196	174	101	27	-8	-23			
	Date	15	10	7	1	15	2	8	30	30	31	30	12	01/15			
(0.1mm)	Precip.	00~24h Total	70	44	395	660	400	1005	430	1020	820	950	210	125	6129		
		Highest. 1 Daily	35	39	140	345	160	505	120	540	265	555	175	80	555		
	Hourly	10	39	40	105	60	130	90	260	170	190	125	45	260			
	Date	8	7	25	17	12	29	8	14	11	1	7	24	08/14			
(0.1%)	Wind	Mean Speed	53	50	36	27	19	17	15	19	30	43	34	47	33		
		Highest Gust Speed Dir.	ESE	ESE	ESE	E	ESE	E	E	ENE	E	ESE	ENE	ESE	ESE		
(0.1%)	Wind Directions Only	Date	20	9	6	10	9	20	26	13	15	29	18	24	10/29		
		Hourly Occurrence Maximum Speed		21	14	14	34	32	14	22	25	21	9	5	34		
		NNE		27	38	33	49	41	38	27	33	35	16	8	49		
		NE	39	20	67	41	45	58	40	51	64	73	21	29	73		
		ENE	139	92	110	114	84	52	54	72	122	108	131	123	139		
		E	155	141	138	113	75	80	39	62	121	148	114	142	155		
		ESE	132	133	117	81	56	47	42	50	64	126	114	130	133		
		SE	37	42	41	41	40	38	37	39	25	33	35	28	42		
		SSE	39	27	26	45	32	28	29	33	24	39	28	37	45		
		S	23	32	35	56	42	35	42	34	28	25	36	18	56		
		SSW	21	41	35	65	48	45	53	43	30	23	17	22	65		
		SW	19	15	42	45	66	67	49	43	35	34	23	13	67		
		WSW	21	41	23	45	53	64	48	40	34	45	22	19	64		
		W	20	26	47	39	46	29	33	39	27	36	24	18	47		
		WNW	11	22	17	20	41	23	26	27	22		14	12	41		
		NW		27	18	48	30	27	25	30	38	19	10	22	48		
		NNW	7	4	5	24	9	31	18	25	32	35	19	9	35		
		N	30	24	44	83	90	156	173	93	72	74	57	26	77		
		(0.1%)	Hourly Occurrence Percentage	CALM		3	1	1	4	10	5	4	10	5	3	1	4
				NNE		3	7	6	22	8	31	8	14	7	3	1	9
NE	7			1	20	13	19	28	39	43	43	23	10	8	21		
ENE	192			103	169	96	44	60	93	117	168	223	203	276	146		
E	360			388	266	135	51	101	118	134	239	445	210	308	229		
ESE	196			193	147	153	87	81	71	89	85	30	142	168	120		
SE	42			43	48	71	74	78	50	73	46	30	47	27	52		
SSE	23			21	12	47	57	44	34	40	36	15	24	17	31		
S	13			25	15	49	44	58	65	44	32	8	17	8	32		
SSW	13			19	22	96	71	56	74	67	31	13	21	12	41		
SW	17			22	34	63	141	86	85	63	43	15	26	11	51		
WSW	71			79	116	126	179	169	98	118	113	71	126	82	112		
W	31			67	93	42	90	40	44	82	53	36	100	46	60		
WNW	3			6	4	7	16	11	12	8	10		6	3	7		
NW		1	1	8	5	6	1	9	4	1	4	3	4				
NNW	1		1	6	4	8	7	7	3	4	3	4	4				

Element		1	2	3	4	5	6	7	8	9	10	11	12		
Number of Days With Classified	Daily Max. Temp.	0.0													
		0.1 ~ 10.0	21	19	5							2	23	70	
		10.1 ~ 20.0	10	9	26	24	7	1				13	27	8	125
		20.1 ~ 30.0				6	24	29	11	13	30	18	1		132
	30.1							20	18					38	
	Daily Mean Temp.	- 5.0													
		- 4.9 ~ 0.0													
		0.1 ~ 10.0	29	27	18	1							9	28	112
	Daily Min. Temp.	10.1 ~ 20.0	2	1	13	29	24	15			1	21	21	3	130
		20.1					7	15	31	31	29	10			123
		- 15.0													
	Daily Min. Temp.	- 14.9 ~ - 5.0													
		- 4.9 ~ 0.0	5	3										3	11
		0.1 ~ 10.0	26	25	31	5							20	28	135
	Daily Precip.	10.1				25	31	30	31	31	30	31	10		219
0.1mm		4	2	7	7	4	5	6	5	7	8	2	3	60	
10.0mm				1	2	2	4	2	3	3	2	1		20	
30.0mm					1		1		2		1			5	
Hourly Max. Precip.	80.0mm														
	100.0mm														
	1.0mm	3	1	5	7	4	4	5	5	7	7	2	2	52	
	6.0mm				2	1	3	3	3	3	2	1		18	
Daily Max. Wind Speed	10.0mm				1		2		3	3	2	1		12	
	20.0mm								2					2	
	30.0mm														
Daily Max. Wind Speed	0.5 ~ 3.3%		1									1		2	
	3.4 ~ 7.9%	6	4	10	8	19	17	21	16	14	9	10	5	139	
	8.0 ~ 13.8%	14	12	15	20	12	13	9	15	14	17	10	13	164	
	13.9%	11	11	6	2			1		2	5	9	13	60	
10 - Day Summary	Mean Temp.	1st	87	44	71	133	160	195	265	280	240	213	148	69	
		2nd	37	61	101	147	179	202	270	269	235	185	102	36	
		3rd	36	64	99	156	199	220	276	269	221	168	100	65	
	Mean Max. Temp.	1st	106	66	102	165	197	242	304	309	262	238	178	94	
		2nd	62	104	130	193	230	237	307	306	261	203	130	61	
		3rd	66	93	123	195	256	256	306	303	246	197	126	91	
	Mean Min. Temp.	1st	70	23	45	108	139	163	239	260	221	194	118	37	
		2nd	13	20	74	114	147	179	240	244	214	168	76	9	
		3rd	9	32	76	125	161	194	252	240	200	145	71	40	
	Mean Wind Speed	1st	50	59	45	32	20	19	17	21	25	29	29	42	
		2nd	57	49	31	27	16	21	12	18	42	56	40	56	
		3rd	51	40	32	23	21	12	17	19	23	44	34	45	
Total Precip.	1st	65	39	5	385	240	375	195	430	495	875	210	40		
	2nd	5		95	240	160	115	150	560	265	30		5		
	3rd		5	295	35		515	85	30	60	45		80		

		Element	1	2	3	4	5	6	7	8	9	10	11	12			
(0.1 )	Air Temp.	Mean	49	55	87	143	179	203	253	271	229	186	117	51	152		
		Mean Max.	78	87	117	171	210	228	280	294	253	211	149	81	180		
		Mean Min.	18	20	51	114	152	182	231	251	204	159	77	13	123		
		Highest	121	152	149	207	262	254	307	341	273	248	208	145	341		
		Date	8	16	19	29	29	30	21	6	17	10	8	24	08/06		
		Lowest	-41	-16	9	61	120	152	212	210	131	61	24	-42	-42		
		Date	25	11	8	1	27	14	12	28	30	31	25	14	12/14		
(0.1mm)	Precip.	00~24h Total	160	520	245	770	290	1130	2900	1300	2050	1180	5	205	10755		
		Highest. 1 Daily	100	390	80	325	150	335	1550	615	1180	755	5	180	1550		
		Date	29	22	29	6	9	29	6	20	11	1	8	24	07/06		
		Hourly Date	50	95	35	85	45	110	680	275	530	335	5	125	680		
(0.1%)	Wind	Mean Speed	33	34	27	28	28	24	27	27	25	27	27	33	28		
		Highest Gust Speed	181	161	174	144	168	128	124	135	195	184	202	196	202		
		Dir.	SW	SSW	WSW	SW	SE	SSE	SW	E	E	SW	NW	SW	NW		
		Date	20	9	2	6	9	7	11	2	15	2	19	24	11/19		
(0.1%)	Wind Directions Only	Hourly Occurrence Maximum Speed	60	50	49	47	36	38	39	46	55	71	39	37	71		
		NNE	42	37	43	29	46	33	31	42	37	42	23	37	46		
		NE	35	24	33	50	48	34	37	46	61	28	27	34	61		
		ENE	33	53	37	56	53	48	46	58	68	50	28	24	68		
		E	22	37	40	63	33	50	41	52	49	50	36	18	63		
		ESE	20	31	24	60	29	54	29	53	36	45	20	28	60		
		SE	32	42	49	32	47	23	33	31	24	58	25	54	58		
		SSE	31	45	42	48	49	53	64	47	60	66	38	42	66		
		S	72	78	40	73	55	53	69	63	65	92	48	68	92		
		SSW	110	85	99	78	64	80	71	57	81	65	94	113	113		
		SW	79	79	65	53	50	48	47	47	51	37	80	72	80		
		WSW	37	35	36	28	26	30	28	41	19	24	39	39	41		
		W	33	46	41	29	28	40	28	26	22	22	31	46	46		
		WNW	50	79	58	48	34	20	26	47	38	48	75	61	79		
		NW	79	72	67	53	37	32	22	40	65	70	90	77	90		
		NNW	60	57	65	51	34	43	38	39	64	69	67	53	69		
		(0.1%)	Hourly Occurrence Percentage	CALM	62	48	82	51	73	93	38	62	81	82	89	58	68
				NNE	74	42	65	39	36	39	27	97	185	344	35	32	85
				NE	22	16	19	22	24	61	35	35	40	35	7	12	27
				ENE	12	6	17	29	31	71	32	58	53	19	22	7	30
				E	3	31	27	76	67	126	71	144	92	54	29	8	61
				ESE	8	30	46	65	40	86	43	81	46	30	14	8	41
				SE	3	10	16	24	16	17	12	32	19	11	13	5	15
				SSE	4	10	5	10	8	1	7	7	4	4	4	4	6
				S	4	10	19	32	24	13	67	28	7	5	3	9	19
				SSW	32	49	55	85	52	42	142	77	39	13	36	26	54
				SW	199	262	265	274	284	197	195	194	101	43	185	207	200
WSW	74			79	75	126	214	151	246	51	50	26	58	87	103		
W	28			31	36	43	35	24	42	26	14	17	58	35	32		
WNW	16			27	42	24	16	13	13	13	17	19	47	39	24		
NW	93			64	73	39	30	7	7	16	42	46	81	82	48		
NNW	213	182	69	35	23	19	4	17	74	63	233	304	102				
N	152	103	90	26	27	40	19	63	138	190	86	75	84				

Element		1	2	3	4	5	6	7	8	9	10	11	12		
Number of Days With Classified	Daily Max. Temp.	0.0													
		0.1 ~ 10.0	23	20	6								1	24	74
		10.1 ~ 20.0	8	8	25	28	12	3				12	26	7	129
		20.1 ~ 30.0				2	19	27	29	23	30	19	3		152
	Daily Mean Temp.	30.1							2	8					10
		- 5.0												1	3
		- 4.9 ~ 0.0	2												
		0.1 ~ 10.0	28	28	24	1							11	29	121
	Daily Min. Temp.	10.1 ~ 20.0	1		7	29	27	14			2	22	19	1	122
		20.1				4	16	31	31	31	28	9			119
		- 15.0													
		- 14.9 ~ - 5.0	13	4										10	27
	Daily Precip.	- 4.9 ~ 0.0	18	24	31	7						3	21	21	125
		0.1 ~ 10.0				23	31	30	31	31	30	28	9		213
		10.1													
		0.1mm	3	6	6	6	4	6	11	6	5	8	1	2	64
		10.0mm	1	1		4	1	4	4	2	4	3		1	25
	Hourly Max. Precip.	30.0mm		1		1		2	2	2	2	1			11
		80.0mm							2		1				3
		100.0mm						1			1				2
1.0mm		3	5	5	5	4	6	9	6	4	6		2	55	
6.0mm			1		1		5	3	3	4	2		1	20	
Daily Max. Wind Speed	10.0mm						2	3	2	3	2		1	13	
	20.0mm							2	1	2	1			6	
	30.0mm							2			1			4	
	0.5 ~ 3.3%	7	4	14	10	12	14	17	11	17	9	12	6	133	
Daily Max. Wind Speed	3.4 ~ 7.9%	17	15	15	19	18	16	14	20	10	15	10	17	186	
	8.0 ~ 13.8%	7	9	2	1	1				3	7	8	8	46	
	13.9%														
10 - Day Summary	Mean Temp.	1st	86	46	67	130	165	195	246	282	235	213	151	62	
		2nd	32	59	94	144	178	198	255	265	236	185	100	29	
		3rd	32	62	98	154	192	216	256	267	216	162	100	59	
	Mean Max. Temp.	1st	107	71	97	156	194	223	269	305	257	234	180	92	
		2nd	65	100	133	174	207	221	283	285	258	206	134	61	
		3rd	65	93	123	183	229	240	286	292	243	195	133	88	
	Mean Min. Temp.	1st	61	20	34	101	147	173	228	266	213	189	109	20	
		2nd	- 1	13	48	116	150	176	230	247	214	166	62	- 8	
		3rd	- 6	28	68	126	158	197	234	241	186	126	61	24	
	Mean Wind Speed	1st	31	34	37	28	28	32	30	29	20	25	23	31	
		2nd	37	35	19	32	31	25	27	26	35	30	30	36	
		3rd	32	31	26	25	24	16	25	25	21	26	29	32	
Total Precip.	1st	60	75	25	430	220	575	2605	110	650	1015	5	25		
	2nd		55	30	260	70	145	195	1175	1180	165				
	3rd	100	390	190	80		410	100	15	220			180		

Element		1	2	3	4	5	6	7	8	9	10	11	12		
(0.1 )	Air Temp.	Mean	38	36	66	128	171	202	250	255	217	171	105	39	140
	Mean Max.	71	75	111	171	226	250	286	294	256	205	143	70	180	
	Mean Min.	9	- 1	26	91	123	166	221	226	186	142	67	5	105	
	Highest	129	141	161	213	265	280	319	334	283	268	204	126	334	
	Date	2	16	19	29	29	28	20	4	1	10	10	24	08/04	
	Lowest	- 31	- 34	- 27	47	91	133	201	189	127	82	14	- 35	- 35	
	Date	31	19	7	4	3	2	12	27	30	31	19	12	12/12	
(0.1mm)	Precip.	00~24h Total	70	225	230	420	120	195	1390	2205	895	695	25	375	6845
		Highest. 1 Daily	20	155	85	180	55	100	560	925	390	485	10	190	925
	Hourly	10	40	35	30	20	35	245	220	200	135	10	80	245	
	Date	30	22	20	20	9	6	6	20	11	1	17	24	07/06	
(0.1%)	Wind	Mean Speed	64	74	51	44	32	31	31	35	36	52	53	58	47
		Highest Gust Speed	233	249	209	174	159	139	152	158	169	256	240	229	256
		Dir.	NNW	NNW	NNW	NNW	NNW	SE	N	N	NNW	NNW	NNW	NNW	NNW
(0.1%)	Wind Directions Only	Date	30	20	2	12	25	6	31	29	17	29	18	16	10/29
		Hourly Occurrence Maximum Speed	77	66	54	60	24	46	56	90	68	105	76	92	105
		NNE	42	45	37	39	24	16	13	22	44	53	58	48	58
		NE	22	12	24	20	26	18	17	23	22	22	22	16	26
		ENE	16	17	27	20	22	26	14	17	20	19	23	18	27
		E	39	36	85	43	39	49	39	46	59	36	31	38	85
		ESE	60	84	33	80	98	99	56	105	79	112	63	49	112
		SE	37	82	45	110	94	101	66	95	52	118	69	45	118
		SSE	60	117	71	123	66	56	85	72	93	115	83	84	123
		S	33	42	37	77	47	54	67	57	51	12	26	35	77
		SSW	20	29	12	35	39	29	37	28	29	36	20	22	39
		SW	20	9	13	40	32	38	36	26	30	24	45	26	45
		WSW	37	30	52	42	38	45	25	25	28	27	42	29	52
		W	80	114	102	62	36	74	73	48	36	35	57	87	114
		WNW	140	88	129	81	75	71	29	63	48	34	148	133	148
		NW	207	206	168	137	129	108	52	114	139	214	193	180	214
		NNW	160	154	155	91	97	59	91	110	116	153	185	141	185
		N	14	24	23	13	18	39	39	62	57	19	172	176	54
		(0.1%)	Hourly Occurrence Percentage	CALM	113	54	43	33	15	13	12	39	96	195	56
NNE	47			21	38	10	11	8	3	7	63	79	37	27	29
NE	16			6	7	4	8	4	1	4	35	27	11	7	11
ENE	11			9	11	10	9	6	3	4	17	8	11	10	9
E	27			12	16	21	30	32	35	32	46	15	16	10	25
ESE	44			54	18	57	122	111	118	169	96	52	62	43	79
SE	37			37	27	105	151	153	235	192	43	40	20	48	92
SSE	17			58	23	165	126	90	337	128	39	12	24	42	89
S	3			7	5	56	54	63	86	32	19	3	9	13	29
SSW	4			6	1	23	32	18	20	15	13	4	9	4	13
SW	1			3	8	20	35	24	16	12	19	5	4	4	13
WSW	3			10	15	20	43	32	16	15	13	5	19	7	17
W	21			27	43	27	47	51	18	30	35	12	16	55	32
WNW	54			60	158	135	122	128	20	58	56	22	113	56	82
NW	381	452	459	259	141	183	26	95	219	180	203	277	237		
NNW	205	161	104	42	36	46	12	106	136	321	219	161	129		
N															

Element		1	2	3	4	5	6	7	8	9	10	11	12		
Number of Days With Classified	Daily Max. Temp.	0.0													
		0.1 ~ 10.0	23	22	8								1	23	77
		10.1 ~ 20.0	5	6	23	24	6	2				14	26	5	111
		20.1 ~ 30.0				4	25	28	23	20	30	17	1		148
	30.1							7	11					18	
	Daily Mean Temp.	- 5.0												3	4
		- 4.9 ~ 0.0		1											
		0.1 ~ 10.0	29	27	31	2							13	25	127
		10.1 ~ 20.0				26	30	13			3	27	15		114
	20.1					1	17	30	31	27	4			110	
	Daily Min. Temp.	- 15.0													
		- 14.9 ~ - 5.0													
		- 4.9 ~ 0.0	14	13	3									12	42
		0.1 ~ 10.0	14	15	28	18	4					1	25	16	121
	10.1				10	27	30	30	31	30	30	3		191	
	Daily Precip.	0.1mm	8	6	9	9	5	5	14	9	7	7	4	11	94
		10.0mm		1		1		1	2	4	3	2		1	15
		30.0mm							2	3	1	1			7
80.0mm									1					1	
100.0mm															
Hourly Max. Precip.	1.0mm	3	4	4	7	2	4	10	8	6	6	1	6	61	
	6.0mm							3	4	2	1		1	11	
	10.0mm							2	3	1	1			7	
	20.0mm							2	1	1				4	
	30.0mm														
Daily Max. Wind Speed	0.5 ~ 3.3%														
	3.4 ~ 7.9%	5	4	6	6	16	19	16	13	14	5	7	6	117	
	8.0 ~ 13.8%	10	10	16	16	11	10	13	14	11	18	7	5	141	
	13.9%	7	14	9	6	4	1	1	4	5	8	14	17	90	
10 - Day Summary	Mean Temp.	1st	70	26	51	111	159	187	244	268	223	196	132		
		2nd	28	38	69	129	165	201	248	249	218	166	91	19	
		3rd	21	44	77	139	187	217	257	248	209	152	88	46	
	Mean Max. Temp.	1st	106	54	93	157	211	231	270	317	259	228	175		
		2nd	55	88	122	167	223	254	287	285	254	196	127	51	
		3rd	54	85	116	187	241	264	298	281	254	192	122	76	
	Mean Min. Temp.	1st	38	3	7	80	112	153	217	235	191	171	94		
		2nd	1	- 13	24	95	116	159	218	225	192	142	55	- 11	
		3rd	- 9	10	45	96	140	185	226	219	176	117	49	11	
	Mean Wind Speed	1st	41	84	60	44	33	44	43	25	25	43	46		
		2nd	76	74	46	47	26	29	26	30	48	53	60	59	
		3rd	75	61	46	41	37	21	24	48	35	60	53	53	
Total Precip.	1st	40	40	10	200	115	120	720	30	435	660	5	85		
	2nd	10	30	85	170	5	30	630	1925	390	35	15	90		
	3rd	20	155	135	50		45	40	250	70		5	200		

Element		1	2	3	4	5	6	7	8	9	10	11	12					
(0.1 )	Air Temp.	Mean	21	38	70	143	185	199	249	240	202	148	86	18	133			
		Mean Max.	71	91	125	206	246	254	292	276	254	196	145	67	185			
		Mean Min.	-29	-15	14	84	125	147	215	212	154	109	24	-34	84			
		Highest	138	158	178	311	330	313	360	327	295	246	222	116	360			
		Date	2	16	18	30	19	30	21	24	19	8	8	10	07/21			
		Lowest	-83	-59	-20	38	71	98	162	158	95	28	-38	-100	-100			
		Date	21	10	3	1	2	11	27	31	30	31	25	17	12/17			
(0.1mm)	Precip.	00~24h Total	465	50	585	500	185	420	1515	3420	510	1435	260	35	9380			
		Highest. 1	Daily	230	45	200	225	125	330	470	750	210	510	260	35	750		
			Date	5	22	14	17	24	1	4	11	11	29	4	24	08/11		
			Hourly	65	10	70	60	65	210	220	285	50	180	90	35	285		
	Date	20	22	26	17	24	1	4	11	11	29	4	24	08/11				
(0.1%)	Wind	Mean Speed	21	24	21	22	18	17	12	14	17	16	19	22	19			
		Highest Gust Speed	189	153	147	177	160	133	112	109	137	136	152	164	189			
		Dir.	NW	NNW	NNW	WSW	NW	N	WNW	NNE	NW	NNW	NNW	WNW	NW			
	Date	27	20	13	30	20	3	17	29	30	22	10	11	01/27				
(0.1%)	Wind Directions Only	Hourly Occurrence Maximum Speed	NNE	25	25	43	56	58	43	22	38	50	59	30	35	59		
			NE	12	25	28	32	41	30	35	27	34	25	32	27	41		
			ENE	28	24	41	33	38	41	39	26	22	26	17	26	41		
			E	27	46	38	55	39	47	46	45	50	48	31	32	55		
			ESE	48	52	59	63	61	63	50	58	54	42	48	46	63		
			SE	39	49	55	58	49	52	31	34	46	52	33	50	58		
			SSE	16	29	25	37	45	10	19	16	10	27	12	11	45		
			S	16	12	16	31	28	14	14	15	15	11	14	13	31		
			SSW	21	20	19	26	24	9	16	17	15	24	19	24	26		
			SW	27	30	37	54	17	23	19	18	18	19	24	25	54		
			WSW	49	51	56	76	49	40	23	21	22	11	51	43	76		
			W	48	49	45	51	58	42	33	28	36	29	63	50	63		
			WNW	69	43	40	52	60	51	49	26	37	36	50	73	73		
			NW	57	49	43	83	44	59	41	43	38	44	61	48	83		
			NNW	56	90	69	91	66	58	34	50	34	71	59	51	91		
			N	47	65	62	52	55	69	33	58	52	67	51	44	69		
			(0.1%)	Hourly Occurrence Percentage	CALM	89	74	124	139	176	219	283	242	221	203	109	74	163
					NNE	9	3	23	38	46	56	34	59	44	34	10	3	30
					NE	3	9	5	29	34	28	31	16	14	11	11	4	16
					ENE	8	9	17	25	50	51	44	22	10	12	8	7	22
					E	20	40	50	71	97	132	66	50	68	28	42	8	56
					ESE	36	40	87	130	97	106	83	81	119	44	47	20	74
					SE	32	22	70	32	19	25	35	25	51	47	32	23	35
					SSE	16	15	20	21	17	14	19	23	21	36	28	4	20
					S	12	22	32	18	11	15	13	26	32	22	28	9	20
					SSW	19	10	20	29	17	7	15	35	19	28	22	22	20
					SW	30	13	15	22	11	13	20	21	13	9	22	22	17
WSW	81	101			60	96	38	22	23	15	24	9	47	74	49			
W	230	249			112	79	103	33	48	25	32	34	167	273	115			
WNW	196	128	121	89	78	46	67	85	93	91	189	235	119					
NW	152	119	148	100	97	117	89	117	142	218	150	172	135					
NNW	43	70	48	42	73	64	86	98	49	114	52	31	64					
N	24	74	47	39	38	53	43	60	49	59	35	20	45					



Element		1	2	3	4	5	6	7	8	9	10	11	12			
Number of Days With Classified	Daily Max. Temp.	0.0	1											1	2	
		0.1 ~ 10.0	23	18	4	1							5	25	76	
		10.1 ~ 20.0	7	10	27	15	4					19	20	5	107	
		20.1 ~ 30.0				13	25	28	18	20	30	12	5		151	
		30.1				1	2	2	13	8					26	
	Daily Mean Temp.	- 5.0													7	19
		- 4.9 ~ 0.0	10	2											7	19
		0.1 ~ 10.0	21	26	26	4						1	19	24	121	
		10.1 ~ 20.0			5	24	20	15		1	15	30	11		121	
	Daily Min. Temp.	20.1				2	11	15	31	27	15				101	
		- 15.0													10	21
		- 14.9 ~ - 5.0	9	2											10	21
		- 4.9 ~ 0.0	14	20	8									12	16	70
	Daily Precip.	0.1 ~ 10.0	8	6	23	21	5	1			1	10	18	5	98	
		10.1				9	26	29	31	28	29	21			173	
		0.1mm	6	2	7	7	4	5	15	19	8	13	1	1	88	
		10.0mm	2		3	2	1	1	4	8	2	5	1		29	
	Hourly Max. Precip.	30.0mm						1	1	5		1			8	
		80.0mm														
		100.0mm														
1.0mm		3	1	6	4	3	3	13	15	6	12	1	1	68		
6.0mm		1		2	1	1	1	5	6		1	1		19		
Daily Max. Wind Speed	10.0mm						1	1	2		1			5		
	20.0mm						1	1	1					3		
	30.0mm															
	0.5 ~ 3.3%									1	1			2		
Daily Max. Wind Speed	3.4 ~ 7.9%	12	7	13	6	10	17	25	22	17	23	12	10	174		
	8.0 ~ 13.8%	17	19	17	19	19	13	6	5	12	8	17	20	172		
	13.9%	2	2	1	5	2						1	1	14		
10 - Day Summary	Mean Temp.	1st	55	32	55	122	171	187	240	254	210	170	133	28		
		2nd	5	42	77	150	196	191	272	225	204	145	64	- 6		
		3rd	5	41	79	158	187	218	237		193	131	60	32		
	Mean Max. Temp.	1st	102	80	109	181	229	244	283	293	264	209	191	78		
		2nd	53	98	138	206	255	249	323	249	251	186	120	43		
		3rd	58	96	128	230	252	269	271		248	192	123	78		
	Mean Min. Temp.	1st	7	- 19	- 2	69	112	128	211	222	162	140	69	- 26		
		2nd	- 39	- 14	12	94	130	135	223	208	161	110	5	- 57		
		3rd	- 52	- 12	32	89	131	180	211		139	79	- 2	- 19		
	Mean Wind Speed	1st	19	26	24	19	19	20	11	13	13	12	18	21		
		2nd	25	25	19	24	19	17	14	12	20	16	21	24		
		3rd	20	22	21	22	15	15	12		17	19	19	20		
Total Precip.	1st	255		100	50	35	380	910	1050		605	260				
	2nd	150		200	445	25	25	250	2090	395	290					
	3rd	60	50	285	5	125	15	355	280	115	540		35			

311 가

2017

Element		1	2	3	4	5	6	7	8	9	10	11	12					
(0.1 )	Air Temp.	Mean	-24	-5	33	110	150	180	219	208	158	116	39	-26	97			
		Mean Max.	26	49	93	176	221	244	269	256	213	162	100	18	152			
		Mean Min.	-67	-54	-17	54	90	128	190	176	116	78	-8	-68	52			
		Highest	85	122	154	265	305	307	314	312	246	224	170	83	314			
		Date	8	16	30	30	29	18	22	6	12	10	7	3	07/22			
		Lowest	-127	-110	-67	5	55	82	133	119	49	-5	-63	-111	-127			
		Date	24	11	8	2	2	4	27	27	30	31	25	13	01/24			
(0.1mm)	Precip.	00~24h Total	35	370	325	910	400	870	1540	2060	1385	965	15	160	9035			
		Highest. 1	Daily	15	240	150	295	185	485	265	655	815	265	15	145	815		
			Date	22	22	25	5	9	26	6	14	11	2	24	24	09/11		
			Hourly	10	45	20	70	55	320	225	355	195	95	10	55	355		
	Date	22	22	31	5	5	26	6	18	11	2	24	24	08/18				
(0.1%)	Wind	Mean Speed	12	15	11	12	9	8	5	5	7	7	11	14	10			
		Highest Gust Speed	136	175	140	133	144	112	150	90	109	124	148	157	175			
		Dir.	NNW	SSW	ENE	S	ENE	NE	E	NNW	NNW	NE	NE	NNE	SSW			
	Date	14	20	6	19	15	15	14	1	15	22	11	26	02/20				
(0.1%)	Wind Directions Only	Hourly Occurrence Maximum Speed	NNE	21	25	33	34	27	31	19	19	29	42	31	22	42		
			NE	56	60	50	63	37	43	33	31	35	32	53	60	63		
			ENE	48	52	44	34	41	28	23	27	28	36	44	47	52		
			E	39	40	32	37	43	27	17	25	33	23	37	40	43		
			ESE	32	55	34	47	25	26	13	20	20	22	47	47	55		
			SE	37	41	39	33	34	22	13	15	12	12	29	42	42		
			SSE	36	45	31	45	30	25	16	16	14	33	39	39	45		
			S	41	38	38	35	30	27	20	16	14	19	37	41	41		
			SSW	37	64	32	36	25	18	16	21	17	17	35	41	64		
			SW	27	44	14	26	22	22	12	16	14	26	23	32	44		
			WSW	19	21	27	21	16	19	12	16	10	11	14	19	27		
			W	16	14	17	22	15	14	11	11	17	9	21	10	22		
			WNW	13	11	14	20	16	11	10	14	16	17	6	10	20		
			NW	18	8	11	22	13	13	13	11	13	19	12	7	22		
			NNW	22	23	19	27	20	16	15	14	30	21	14	8	30		
			N	28	34	28	29	31	31	24	27	27	39	23	21	39		
			(0.1%)	Hourly Occurrence Percentage	CALM	315	238	299	183	409	472	640	588	545	549	325	261	403
					NNE	34	37	63	60	38	56	26	38	54	55	40	30	44
					NE	93	116	101	88	52	64	24	20	32	30	86	105	67
					ENE	89	121	46	54	38	36	10	16	24	19	72	97	51
					E	28	52	23	36	20	25	7	12	17	7	39	74	28
					ESE	22	33	22	18	12	10	7	11	10	7	25	36	17
					SE	28	28	20	17	17	10	7	9	6	1	14	35	16
					SSE	24	33	15	22	15	8	8	8	7	11	25	40	18
					S	24	30	32	22	19	11	15	5	11	11	35	56	23
					SSW	47	39	38	49	54	33	29	24	38	38	51	50	41
					SW	95	91	121	143	87	51	24	34	46	32	140	94	80
WSW	99	98			112	135	81	31	29	38	36	28	72	87	70			
W	7	15			9	38	17	8	19	13	22	16	13	7	15			
WNW	7	4			15	32	7	7	15	15	18	18	1	3	12			
NW	16	1			3	19	9	8	11	18	11	23	4	1	11			
NNW	22	12	11	22	22	21	26	31	45	51	7	4	23					
N	51	52	71	63	103	149	105	120	79	104	50	20	81					

311 가

2017

Element		1	2	3	4	5	6	7	8	9	10	11	12		
Number of Days With Classified	Daily Max. Temp.	0.0	7	3										7	17
		0.1 ~ 10.0	24	24	17	1							16	24	106
		10.1 ~ 20.0		1	14	22	9	4		1	10	26	14		101
		20.1 ~ 30.0				7	21	25	26	28	20	5			132
		30.1					1	1	4	2					8
	Daily Mean Temp.	- 5.0	6	3										6	15
		- 4.9 ~ 0.0	15	13	3								6	21	58
		0.1 ~ 10.0	10	12	28	10						7	23	4	94
		10.1 ~ 20.0				20	30	25		11	30	24	1		141
		20.1					1	5	30	20					56
	Daily Min. Temp.	- 15.0	18	15	3								3	23	62
		- 14.9 ~ - 5.0	12	13	24							1	15	8	73
		- 4.9 ~ 0.0	1		4	29	22	5			8	20	12		101
		0.1 ~ 10.0				1	9	25	30	31	22	10			128
		10.1													
	Daily Precip.	0.1mm	5	6	9	10	5	6	18	15	5	9	1	3	92
		10.0mm		1	1	4	2	3	6	5	3	4		1	30
		30.0mm							1		2	2			5
		80.0mm										1			1
		100.0mm													
Hourly Max. Precip.	1.0mm	1	5	6	7	4	4	14	14	5	5	1	1	67	
	6.0mm				1		2	6	6	2	2			19	
	10.0mm						1	3	3	2				9	
	20.0mm						1	1	1					3	
	30.0mm						1		1					2	
Daily Max. Wind Speed	0.5 ~ 3.3%	1		1				2	1	1	2			8	
	3.4 ~ 7.9%	16	14	19	13	21	24	26	28	26	26	17	12	242	
	8.0 ~ 13.8%	14	11	10	17	8	6	1	2	3	3	12	15	102	
	13.9%		3	1		2			1			1	4	12	
10 - Day Summary	Mean Temp.	1st	10	- 13	10	95	138	164	216	227	166	148	75	- 17	
		2nd	- 39	- 2	44	113	145	183	219	201	164	115	22	- 49	
		3rd	- 40	0	43	123	166	194	222	198	144	89	19	- 13	
	Mean Max. Temp.	1st	56	32	68	155	199	233	259	277	220	188	144	25	
		2nd	9	58	116	179	216	251	278	233	213	155	79	- 1	
		3rd	14	58	95	194	245	247	270	258	205	145	77	30	
	Mean Min. Temp.	1st	- 26	- 51	- 38	42	82	111	194	193	124	117	23	- 55	
		2nd	- 84	- 65	- 13	64	83	124	187	179	123	79	- 21	- 96	
		3rd	- 88	- 45	- 1	56	103	151	189	158	100	41	- 24	- 53	
	Mean Wind Speed	1st	9	17	15	11	9	10	4	5	5	4	9	12	
		2nd	15	14	10	14	9	9	5	4	9	7	15	16	
		3rd	11	13	8	11	8	6	5	7	6	9	10	14	
	Total Precip.	1st		20	5	490	340	195	825	90	205	660		15	
		2nd	5	110	50	390	55	5	425	1760	815	265			
		3rd	30	240	270	30	5	670	290	210	365	40	15	145	

Element		1	2	3	4	5	6	7	8	9	10	11	12				
(0.1 )	Air Temp.	Mean	-20	-1	44	123	172	198	246	232	179	133	46	-25	111		
		Mean Max.	47	73	120	199	252	278	300	286	247	194	125	43	180		
		Mean Min.	-79	-69	-21	50	93	130	205	193	126	88	-21	-85	51		
		Highest	101	158	183	298	329	343	351	348	289	267	200	105	351		
		Date	28	16	30	30	29	19	13	6	8	9	8	3	07/13		
		Lowest	-154	-113	-63	-21	31	61	151	117	45	-33	-71	-156	-156		
		Date	25	11	11	3	2	4	27	31	30	31	25	14	12/14		
(0.1mm)	Precip.	00~24h Total	70	225	220	840	220	180	3315	1125	1010	705		75	7985		
		Highest. 1 Daily	40	160	55	255	115	80	770	230	460	345		75	770		
		Date	5	22	26	11	9	25	28	14	11	12		24	07/28		
		Hourly	10	35	20	75	75	50	665	75	110	80		50	665		
(0.1%)	Wind	Mean Speed	11	12	12	14	13	13	9	10	9	10	10	13	11		
		Highest Gust Speed	148	134	163	146	170	147	165	124	129	155	165	169	170		
		* Dir.	W	SW	SSW	S	S	SSE	SSW	NE	NNE	SE	S	S	S		
(0.1%)	Wind Directions Only	Date	12	20	9	28	14	9	14	7	16	22	14	11	05/14		
		Hourly Occurrence Maximum Speed	21	27	35	36	43	37	35	37	38	33	23	14	43		
		NNE	47	45	61	57	56	64	44	51	45	62	17	15	64		
		NE	19	30	34	52	28	28	18	32	27	34	20	8	52		
		ENE	24	20	24	25	43	23	13	11	18	23	12	17	43		
		E	18	17	18	13	15	30	18	15	13	20	22	14	30		
		ESE	13	15	21	11	25	18	13	13	9	15	15	23	25		
		SE	36	33	25	29	30	29	19	21	20	26	22	39	39		
		SSE	49	58	46	67	54	56	37	34	35	33	67	63	67		
		S	55	51	53	63	74	50	34	44	32	25	62	69	74		
		SSW	43	40	35	62	48	37	36	40	22	25	41	44	62		
		SW	35	24	13	24	26	27	21	23	19	25	27	32	35		
		WSW	25	26	21	21	24	18	13	17	16	17	12	13	26		
		W	20	19	19	18	20	12	14	7	7	10		19	20		
		WNW	15	9	23	11	7	8	14	13	9	13	18	5	23		
		NW		14	20	12	13		21	10	14	13	12	10	21		
		NNW	6	40	27	24	25	28	29	17	20	18	23	21	40		
		(0.1%)	Hourly Occurrence Percentage	CALM	414	356	397	365	378	333	415	386	460	441	458	366	398
				NNE	12	21	42	43	43	75	63	74	42	47	8	5	40
				NE	39	18	113	90	103	182	81	187	142	167	8	8	95
				ENE	8	10	17	14	24	31	17	35	19	31	7	5	18
				E	5	9	12	6	12	13	5	13	11	9	7	4	9
				ESE	7	7	5	3	9	22	13	4	8	5	11	8	9
				SE	4	12	11	7	20	24	9	9	6	9	13	13	11
				SSE	42	54	28	36	42	46	28	28	25	27	35	36	35
				S	158	173	109	72	108	88	86	57	71	60	149	185	109
				SSW	167	188	134	160	124	75	99	73	79	47	160	223	127
SW	102			103	82	128	77	64	106	73	64	73	104	103	90		
WSW	26			27	22	36	30	11	30	20	40	39	26	23	27		
W	8			9	12	8	8	8	8	15	11	9	3	4	9		
WNW	1			6	5	7	7	8	8	1	3	8		7	5		
NW	5			1	3	4	3	4	4	5	4	5	3	1	4		
NNW				3	3	8	1		8	3	3	4	4	1	3		
N	1			3	5	13	12	17	17	16	13	17	3	5	10		

Element		1	2	3	4	5	6	7	8	9	10	11	12			
Number of Days With Classified	Daily Max. Temp.	0.0	4	1										3	8	
		0.1 ~ 10.0	25	20	8	1							10	26	90	
		10.1 ~ 20.0	2	7	23	15	3					2	22	20	2	96
		20.1 ~ 30.0				14	25	20	14	23	28	9				133
		30.1					3	10	17	8						38
	Daily Mean Temp.	- 5.0	7	1											7	15
		- 4.9 ~ 0.0	13	15	2								2	17	49	
		0.1 ~ 10.0	11	12	29	5						5	25	7	94	
		10.1 ~ 20.0				25	26	14		4	27	26	3		125	
		20.1					5	16	31	27	3				82	
	Daily Min. Temp.	- 15.0	2												1	3
		- 14.9 ~ - 5.0	19	23	3								7	25	77	
		- 4.9 ~ 0.0	9	4	23	2						2	16	5	61	
		0.1 ~ 10.0	1	1	5	28	17	6			3	16	7		84	
		10.1					14	24	31	31	27	13			140	
	Daily Precip.	0.1mm	5	4	9	8	4	7	15	16	10	8		1	87	
		10.0mm		1		4	1		7	5	2	2			22	
		30.0mm							4		2	1			7	
		80.0mm														
		100.0mm														
Hourly Max. Precip.	1.0mm	2	2	5	7	4	4	14	12	5	5		1	61		
	6.0mm				2	1		9	3	2	2			19		
	10.0mm							5		1				6		
	20.0mm							3						3		
	30.0mm							2						2		
Daily Max. Wind Speed	0.5 ~ 3.3%	1								1	2			4		
	3.4 ~ 7.9%	12	9	14	6	16	11	23	18	18	18	17	10	172		
	8.0 ~ 13.8%	17	19	15	23	12	18	7	13	11	10	11	18	174		
	13.9%	1		2	1	3	1	1			1	2	3	15		
10 - Day Summary	Mean Temp. (0.1 )	1st	17	- 10	27	105	161	177	245	250	189	167	84	- 14		
		2nd	- 40	2	48	128	166	196	254	226	185	131	32	- 46		
		3rd	- 36	8	57	137	186	222	240	222	164	103	21	- 16		
	Mean Max. Temp. (0.1 )	1st	78	61	98	171	237	252	297	305	260	222	177	56		
		2nd	28	81	142	204	245	287	317	264	239	180	100	19		
		3rd	35	77	119	224	272	294	287	288	243	180	97	52		
	Mean Min. Temp. (0.1 )	1st	- 38	- 71	- 37	40	80	110	210	209	137	129	10	- 73		
		2nd	- 95	- 80	- 31	63	91	117	205	200	139	96	- 33	- 112		
		3rd	- 103	- 52	3	46	106	163	200	171	104	44	- 41	- 73		
	Mean Wind Speed (0.1%)	1st	10	13	14	14	14	14	9	10	8	11	8	12		
		2nd	12	13	11	15	12	14	9	12	12	10	12	15		
		3rd	11	11	12	14	12	12	8	8	7	9	9	12		
Total Precip. (0.1mm)	1st	45		5	250	115	55	605	365	15	335					
	2nd	5	65	10	550	80	25	940	500	605	365					
	3rd	20	160	205	40	25	100	1770	260	390	5		75			

Element		1	2	3	4	5	6	7	8	9	10	11	12					
(0.1 )	Air Temp.	Mean	45	57	89	148	186	204	255	268	226	183	116	44	152			
		Mean Max.	76	94	125	183	228	236	286	296	254	210	150	74	184			
		Mean Min.	16	21	59	118	153	180	229	247	203	159	85	12	124			
		Highest	131	162	169	246	281	307	332	354	293	270	218	138	354			
		Date	2	16	30	30	29	15	22	7	12	11	8	24	08/07			
		Lowest	-58	-38	-7	62	124	157	207	208	161	85	8	-35	-58			
		Date	15	11	8	1	3	2	5	31	30	30	19	13	01/15			
(0.1mm)	Precip.	00~24h Total	160	515	210	1175	395	900	1470	1250	4410	560	5	185	11235			
		Highest. 1	Daily	80	410	55	430	185	640	895	495	3360	275	5	185	3360		
			Date	29	22	1	6	9	29	4	14	11	2	17	24	09/11		
			Hourly	45	110	50	100	100	335	390	270	1000	125	5	80	1000		
(0.1mm)	Date	29	22	1	1	12	29	4	22	11	2	18	24	09/11				
(0.1%)	Wind	Mean Speed	25	26	29	28	20	27	18	38	37	39	17	20	27			
		Highest Gust Speed	151	146	185	204	154	144	154	174	217	216	111	114	217			
		Dir.	NE	SW	NE	ENE	E	ENE	ENE	ENE	SSE	NE	SW	SW	SSE			
		Date	5	20	21	9	1	16	26	12	11	22	10	24	09/11			
(0.1%)	Wind Directions Only	Hourly Occurrence Maximum Speed	NNE	52	24	61	31	24	29	33	42	60	96	19	17	96		
			NE	120	77	107	155	68	85	84	114	171	151	34	34	171		
			ENE	75	85	132	166	104	116	126	150	165	134	27		166		
			E	8	76	83	80	109	95	48	95	104	75	51	6	109		
			ESE		84	87	66	54	59	36	68	64	35	43		87		
			SE	32	68	66	54	37	79	30	96	63	23	24	18	96		
			SSE	14	49	50	62	43	65	30	68	59	103	29	20	103		
			S	26	41	37	60	42	52	39	38	58	73	27	63	73		
			SSW	22	41	27	48	28	27	35	30	46	26	24	42	48		
			SW	37	55	28	45	32	35	42	36	47	38	27	37	55		
			WSW	33	45	23	38	36	34	21	24	31	12	42	35	45		
			W	47	45	41	53	32	27	17	18	28	20	45	39	53		
			WNW	79	90	55	73	43	38	25	32	30	47	54	73	90		
			NW	54	49	42	42	28	25	18	25	25	41	56	54	56		
			NNW	34	33	31	25	16	13	14	18	34	37	39	33	39		
			N	35	22	41	22	29	29	28	20	47	74	33	27	74		
			(0.1%)	Hourly Occurrence Percentage	CALM	8	4	22	17	40	63	77	27	44	35	21	8	31
					NNE	13	12	38	24	25	29	27	38	47	94	11	13	31
					NE	66	30	120	83	45	101	48	183	203	241	33	5	97
					ENE	3	24	50	51	74	147	77	180	92	59	8		64
					E	3	15	26	21	45	61	27	73	31	5	11	1	27
					ESE		15	30	21	16	26	28	40	21	1	11		18
					SE	1	3	17	15	16	36	23	30	11	3	7	3	14
					SSE	1	7	20	33	53	54	55	36	17	15	11	7	26
					S	9	22	59	200	198	196	242	71	54	32	31	9	94
					SSW	5	30	24	44	47	40	97	35	14	3	22	8	31
					SW	26	58	27	76	77	38	102	62	19	11	71	32	50
WSW	32	36			23	51	62	17	34	23	28	7	60	52	35			
W	58	45			48	58	53	25	28	24	42	16	93	110	50			
WNW	343	326			263	165	142	104	44	56	158	129	282	373	198			
NW	221	192			113	75	59	36	46	48	82	108	144	183	108			
NNW	143	126	79	29	22	19	17	35	75	152	112	143	79					
N	67	55	42	35	26	7	28	39	63	90	71	51	48					

Element		1	2	3	4	5	6	7	8	9	10	11	12		
Number of Days With Classified	Daily Max. Temp.	0.0													
		0.1 ~ 10.0	23	18	3							3	25	72	
		10.1 ~ 20.0	8	10	28	24	6	3				10	24	6	119
		20.1 ~ 30.0				6	24	26	22	21	30	21	3		153
	Daily Mean Temp.	30.1						1	9	10					20
		- 5.0													
		- 4.9 ~ 0.0	3	1										3	7
		0.1 ~ 10.0	28	25	22	2							9	28	114
	Daily Min. Temp.	10.1 ~ 20.0		2	9	27	21	12			1	23	21		116
		20.1				1	8	18	31	31	29	8			126
		- 15.0													
		- 14.9 ~ - 5.0	1												1
	Hourly Max. Precip.	- 4.9 ~ 0.0	12	6	1									10	29
		0.1 ~ 10.0	18	22	30	4						2	19	21	116
		10.1				26	30	30	31	31	30	29	11		218
		0.1mm	4	3	8	7	4	5	12	12	5	6	1	1	68
	Daily Precip.	10.0mm		1		5	2	2	2	4	4	3		1	24
		30.0mm		1		1		1	2	2	3				10
		80.0mm							1		1				2
		100.0mm									1				1
1.0mm		3	3	5	7	3	3	10	9	4	5		1	53	
Hourly Max. Precip.	6.0mm		1		3	1	1	2	4	4	1		1	18	
	10.0mm		1		1	1	1	2	2	4	1			13	
	20.0mm						1	2	1	2				6	
	30.0mm						1	1		1				3	
Daily Max. Wind Speed	0.5 ~ 3.3%														
	3.4 ~ 7.9%	20	13	18	12	16	13	20	10	13	9	21	19	184	
	8.0 ~ 13.8%	10	14	8	14	12	15	10	15	10	10	9	12	139	
	13.9%	1	1	5	4	2	2	1	6	7	12			41	
10 - Day Summary	Mean Temp.	1st	78	44	70	132	174	197	248	281	232	207	150	54	
		2nd	27	67	100	151	187	200	264	260	232	183	97	24	
		3rd	32	63	97	160	194	214	254	263	213	163	100	53	
	Mean Max. Temp.	1st	106	79	111	165	210	236	271	314	260	232	185	87	
		2nd	56	109	134	188	234	232	303	279	257	209	130	52	
		3rd	68	94	129	194	238	239	285	294	244	191	134	82	
	Mean Min. Temp.	1st	56	15	35	102	143	169	228	260	210	181	118	23	
		2nd	- 4	19	70	123	154	176	230	243	210	164	67	- 12	
		3rd	- 2	31	72	128	161	195	229	238	190	135	69	23	
	Mean Wind Speed	1st	27	26	22	38	27	30	17	40	37	34	16	19	
		2nd	26	24	31	22	17	34	13	50	49	47	19	21	
		3rd	23	28	33	24	18	16	24	24	25	36	18	21	
Total Precip.	1st	75	45	60	630	220	155	1375	185	730	450				
	2nd		60	45	345	175	95	80	660	3375	110	5			
	3rd	85	410	105	200		650	15	405	305			185		

Element		1	2	3	4	5	6	7	8	9	10	11	12				
(0.1 )	Air Temp.	Mean	- 80	- 66	- 25	59	114	141	188	179	128	81	- 4	- 93	52		
	Mean Max.	- 30	- 14	33	134	188	209	231	230	185	137	56	- 49	109			
	Mean Min.	- 124	- 116	- 72	3	55	94	162	149	85	42	- 56	- 137	7			
	Highest	71	64	87	224	255	263	278	301	220	225	162	39	301			
	Date	7	16	12	16	30	18	28	4	23	9	5	23	08/04			
	Lowest	- 225	- 182	- 143	- 58	- 1	45	131	86	12	- 80	- 152	- 198	- 225			
	Date	15	10	7	2	6	4	13	31	29	30	19	12	01/15			
(0.1mm)	Precip.	00~24h Total	415	760	810	830	520	990	3225	1980	1380	685	310	525	12430		
		Highest. 1 Daily	90	230	200	185	240	445	560	650	585	215	185	215	650		
	Hourly	25	50	40	115	90	260	545	165	105	65	50	40	545			
	Date	22	20	27	25	5	26	9	21	11	11	24	24	07/09			
(0.1%)	Wind	Mean Speed	45	44	32	47	40	32	28	36	41	44	41	40	39		
		Highest Gust Speed	181	205	165	212	207	301	165	160	222	220	182	176	301		
		* Dir.	NW	SW	NW	SSW	SE	S	WSW	SE	E	SE	WSW	NW	S		
(0.1%)	Wind Directions Only	Date	11	22	3	5	9	6	9	14	15	1	6	27	06/06		
		Hourly Occurrence Maximum Speed	66	103	70	88	70	61	7	63	43	60	42	72	103		
		NNE	52	98	77	86	54	61	48	92	80	92		60	98		
		NE	57	86	45	36	47	59	26	61	85	138	36		138		
		ENE	95	53	55	120	118	69	36	75	179	146	30		179		
		E	99		110	154	155	109	74	119	156	129		12	156		
		ESE	95	38	111	109	143	209	77	123	118	170		13	209		
		SE	6	51	108	120	154	220	44	111	117	161			220		
		SSE		28	49	136	40	246	57	103	110	157		22	246		
		S	34	67	37	162	88	184	96	107	82	113	42	79	184		
		SSW	110	115	86	99	87	103	81	87	49	82	132	85	132		
		SW	82	80	79	98	97	81	85	61	75	68	119	79	119		
		WSW	72	78	63	91	74	66	32	34	41	60	60	62	91		
		W	108	137	115	93	75	89	61	46	81	72	95	120	137		
		WNW	126	138	110	103	73	94	59	81	82	83	110	131	138		
		NW	82	130	66	70	103	59	23	47	80	68	76	75	130		
		NNW	60	68	81	64	77	46	28	50	62	61	62	40	81		
		N	7	60	24	11	5	40	19	32	29	28	3	6	22		
		(0.1%)	Hourly Occurrence Percentage	CALM	15	1	31	32	20	39	1	38	32	28	4	19	22
				NNE	9	13	38	26	24	24	4	32	47	57		6	23
				NE	9	10	24	7	13	36	11	32	91	103	4		29
				ENE	13	6	16	7	39	46	4	42	142	119	1		36
				E	26		20	28	23	22	13	69	47	127		1	32
				ESE	17	3	12	22	24	51	11	85	24	47		1	25
				SE	1	4	7	15	23	24	8	47	33	31			16
				SSE		3	11	19	7	17	4	31	14	16		1	10
				S	4	9	11	29	44	33	77	78	42	23	14	12	32
SSW	125			124	93	158	139	121	402	205	81	103	214	79	154		
SW	254			279	276	251	334	206	363	144	171	127	323	321	254		
WSW	309			292	230	165	193	135	50	61	111	72	290	359	188		
W	113			128	116	114	47	97	19	23	56	34	97	144	82		
WNW	60			48	40	57	26	45	4	46	33	50	25	35	39		
NW	22			10	32	32	20	42	5	17	26	26	14	10	21		
NNW	15	9	19	25	18	22	5	19	19	11	10	6	15				



Element		1	2	3	4	5	6	7	8	9	10	11	12			
Number of Days With Classified	Daily Max. Temp.	0.0	21	15	6								8	24	74	
		0.1 ~ 10.0	10	13	25	7	1					7	13	5	81	
		10.1 ~ 20.0				21	16	11	8	6	20	20	9			111
		20.1 ~ 30.0				2	14	19	23	24	10	4				96
		30.1								1						1
	Daily Mean Temp.	- 5.0	20	17	6								7	25	75	
		- 4.9 ~ 0.0	10	9	17	2						1	8	4	51	
		0.1 ~ 10.0	1	2	8	25	8	2			4	20	15		85	
		10.1 ~ 20.0				3	23	28	26	26	26	10				142
		20.1							5	5						10
	Daily Min. Temp.	- 15.0	11	4									1	11	27	
		- 14.9 ~ - 5.0	16	22	22	1						1	17	18	97	
		- 4.9 ~ 0.0	4	2	9	12	1					4	7		39	
		0.1 ~ 10.0				17	27	16		2	20	23	5		110	
		10.1					3	14	31	29	10	3			90	
	Daily Precip.	0.1mm	8	13	13	9	7	10	19	18	4	7	7	11	126	
		10.0mm		3	2	4	2	2	10	5	4	3	1	2	38	
		30.0mm						1	3	2	2				8	
		80.0mm														
		100.0mm														
	Hourly Max. Precip.	1.0mm	8	9	12	9	5	9	18	16	4	6	5	6	107	
6.0mm					3	1	2	10	5	2	1			24		
10.0mm					1		2	5	4	1				13		
20.0mm							2	1						3		
30.0mm								1						1		
Daily Max. Wind Speed	0.5 ~ 3.3%															
	3.4 ~ 7.9%	2	3	7	2	5	10	7	10	6	6	2	1	61		
	8.0 ~ 13.8%	23	14	21	15	22	17	22	14	18	15	24	21	226		
	13.9%	6	11	3	13	4	3	2	7	6	10	4	7	76		
10 - Day Summary	Mean Temp. (0.1 )	1st	- 37	- 82	- 57	46	102	118	179	204	137	120	53	- 78		
		2nd	- 111	- 64	- 7	60	105	147	186	172	123	67	- 32	- 120		
		3rd	- 92	- 51	- 13	73	132	158	198	162	124	58	- 34	- 78		
	Mean Max. Temp. (0.1 )	1st	6	- 32	1	105	166	186	212	267	189	176	126	- 37		
		2nd	- 57	- 12	60	137	180	221	234	215	172	110	30	- 70		
		3rd	- 38	7	39	161	216	220	244	209	193	126	11	- 40		
	Mean Min. Temp. (0.1 )	1st	- 73	- 124	- 108	- 3	51	66	163	170	99	83	- 6	- 122		
		2nd	- 157	- 118	- 55	2	42	95	154	149	86	35	- 81	- 164		
		3rd	- 139	- 102	- 54	11	72	122	169	130	71	11	- 82	- 124		
	Mean Wind Speed (0.1%)	1st	43	48	38	46	47	49	32	32	33	41	40	33		
		2nd	48	50	36	51	41	25	30	39	58	51	43	37		
		3rd	44	32	25	43	33	23	24	36	30	42	41	51		
Total Precip. (0.1mm)	1st	20	225	200	260	480	125	1755	305	405	340	60	220			
	2nd	145	305	65	400	5	50	815	920	585	345	10	65			
	3rd	250	230	545	170	35	815	655	755	390		240	240			

		Element	1	2	3	4	5	6	7	8	9	10	11	12				
(0.1 )	Air Temp.	Mean	- 42	- 29	10	92	139	163	209	202	154	105	31	- 51	82			
		Mean Max.	- 5	11	58	147	196	217	244	244	205	155	75	- 15	128			
		Mean Min.	- 78	- 69	- 27	47	91	115	186	171	115	66	- 9	- 87	43			
		Highest	66	75	128	224	254	273	280	294	231	219	148	54	294			
		Date	29	22	19	16	30	18	22	6	26	10	6	23	08/06			
		Lowest	- 165	- 139	- 103	- 11	0	0	149	118	51	- 26	- 90	- 136	- 165			
		Date	15	10	7	2	20	18	27	31	29	30	30	12	01/15			
(0.1mm)	Precip.	00~24h Total	135	650	395	1405	530	1415	2805	2220	1280	1555	45	210	12645			
		Highest. 1	Daily	45	330	165	640	230	910	570	480	770	710	20	170	910		
			Date	20	22	25	5	9	25	5	21	11	1	23	24	06/25		
			Hourly	10	50	50	115	105	710	390	185	165	150	20	75	710		
		Date	29	22	31	5	5	25	5	22	11	2	10	24	06/25			
(0.1%)	Wind	Mean Speed	30	30	22	31	25	22	28	26	26	31	29	32	28			
		Highest Gust Speed	191	196	155	201	289	197	160	157	162	166	150	169	289			
		Dir.	SW	WSW	NNW	NE	SW	E	WSW	ESE	E	SSE	NW	NW	SW			
		Date	27	20	21	10	10	6	3	14	15	1	10	24	05/10			
(0.1%)	Wind Directions Only	Hourly Occurrence Maximum Speed	NNE	40	43	36	43	32	28	31	22	25	48	51	66	66		
			NE	49	58	38	60	55	28	27	26	38	41	52	50	60		
			ENE	76	79	71	86	73	99	30	25	37	42	28	38	99		
			E	50	54	42	55	53	119	28	28	46	66	49	68	119		
			ESE	26	49	35	65	47	51	66	89	87	86	62	87	89		
			SE	44	50	42	46	43	30	47	67	65	91	49	51	91		
			SSE	38	37	47	53	51	34	42	47	48	53	51	27	53		
			S	32	54	21	33	33	17	53	37	45	29	55	55	55		
			SSW	35	30	28	61	31	28	56	34	33	24	76	25	76		
			SW	105	99	74	85	78	61	66	29	19	22	49	27	105		
			WSW	100	118	64	94	75	75	89	31	12	16	50	48	118		
			W	41	49	36	46	53	55	68	63	72	59	71	77	77		
			WNW	52	54	46	51	46	35	90	92	77	67	86	97	97		
			NW	56	51	45	48	47	33	37	45	38	41	46	69	69		
			NNW	50	50	47	50	57	34	39	36	48	48	47	49	57		
			N	42	51	49	40	39	34	39	24	35	46	43	57	57		
			(0.1%)	Hourly Occurrence Percentage	CALM	28	4	53	15	7	27	20	16	17	11	19	3	18
					NNE	36	70	38	73	35	41	28	34	26	30	103	177	58
					NE	70	52	60	43	44	53	9	27	47	24	72	86	49
					ENE	149	80	108	100	80	132	22	34	54	42	22	27	71
					E	73	52	69	75	83	142	12	59	76	99	49	77	72
					ESE	4	18	34	31	35	60	53	190	229	347	60	58	94
					SE	7	15	25	17	25	22	34	137	149	151	46	24	55
					SSE	8	10	19	18	35	10	30	50	92	28	26	7	28
					S	9	18	26	8	26	15	35	38	29	19	25	4	21
					SSW	19	18	30	20	27	17	49	28	14	11	17	3	21
					SW	59	63	61	82	69	65	41	17	4	13	11	1	40
WSW	105	104			67	160	143	143	79	20	7	17	39	17	75			
W	51	40			74	57	112	87	164	44	40	20	97	59	71			
WNW	101	98			84	54	93	38	272	149	100	89	165	138	116			
NW	125	132	106	75	78	58	87	91	49	51	65	50	80					
NNW	101	121	72	81	54	48	43	40	36	23	88	120	69					
N	54	104	74	89	53	42	22	26	31	26	96	149	63					

Element		1	2	3	4	5	6	7	8	9	10	11	12		
Number of Days With Classified	Daily Max. Temp.	0.0	18	11	4								2	21	56
		0.1 ~ 10.0	13	17	21	3						1	17	10	82
		10.1 ~ 20.0			5	23	17	8		2	9	27	11		102
		20.1 ~ 30.0				4	14	21	31	29	21	3			123
		30.1													
	Daily Mean Temp.	- 5.0	15	9	3									16	43
		- 4.9 ~ 0.0	7	12	6								10	12	47
		0.1 ~ 10.0	9	7	21	19	5				1	16	19	3	100
		10.1 ~ 20.0				11	26	28	11	16	29	15	1		137
		20.1						2	20	15					37
	Daily Min. Temp.	- 15.0	2												2
		- 14.9 ~ - 5.0	20	20	5								7	27	79
		- 4.9 ~ 0.0	9	6	19	2	1	1				2	11	4	55
		0.1 ~ 10.0		2	6	26	16	7			8	23	12		100
		10.1				2	14	21	31	31	22	6			127
	Daily Precip.	0.1mm	8	6	9	10	7	10	17	16	6	8	3	6	106
		10.0mm		2	1	5	2	3	7	8	3	3		1	35
		30.0mm		1		1		1	4	2	1	2			12
		80.0mm						1							1
		100.0mm													
	Hourly Max. Precip.	1.0mm	5	6	6	9	7	9	15	16	4	8	2	2	89
6.0mm					4	1	2	8	8	3	3		1	30	
10.0mm					1	1	1	7	4	1	2			17	
20.0mm							1	3						4	
30.0mm							1	2						3	
Daily Max. Wind Speed	0.5 ~ 3.3%														
	3.4 ~ 7.9%	4	3	14	3	11	16	10	11	14	10	6	3	105	
	8.0 ~ 13.8%	25	19	14	20	16	12	18	18	15	18	22	26	223	
	13.9%	2	6	2	7	4	2	3	2	1	3	2	2	36	
10 - Day Summary	Mean Temp. (0.1 )	1st	- 3	- 43	- 21	82	128	145	199	221	161	142	79	- 41	
		2nd	- 68	- 25	29	89	133	169	209	192	151	93	7	- 77	
		3rd	- 55	- 16	17	104	154	175	218	193	149	82	6	- 37	
	Mean Max. Temp. (0.1 )	1st	37	- 9	26	134	177	200	226	268	212	182	123	- 6	
		2nd	- 34	15	87	143	193	225	249	230	200	147	60	- 37	
		3rd	- 17	32	57	163	215	224	256	235	202	137	42	- 3	
	Mean Min. Temp. (0.1 )	1st	- 34	- 75	- 59	38	92	100	185	190	126	107	34	- 76	
		2nd	- 104	- 68	- 10	47	73	102	181	167	114	58	- 31	- 112	
		3rd	- 94	- 61	- 16	56	106	142	192	157	105	37	- 30	- 75	
	Mean Wind Speed (0.1%)	1st	29	30	25	29	27	30	32	20	21	25	27	33	
		2nd	31	31	22	33	27	19	27	26	36	37	26	31	
		3rd	30	27	20	31	22	19	25	30	23	31	33	32	
Total Precip. (0.1mm)	1st	30	105	10	900	485	170	1615	230	320	1170	20	20		
	2nd	55	215	85	325	20	110	995	1090	770	375		10		
	3rd	50	330	300	180	25	1135	195	900	190	10	25	180		

Element		1	2	3	4	5	6	7	8	9	10	11	12				
(0.1 )	Air Temp.	Mean	-37	-28	16	100	146	171	220	211	165	117	37	-40	90		
	Mean Max.	3	22	71	158	200	223	250	247	208	158	88	0	136			
	Mean Min.	-69	-69	-20	56	104	136	200	187	135	86	-4	-73	56			
	Highest	90	96	143	239	259	277	290	294	235	231	152	77	294			
	Date	8	16	19	16	29	18	21	6	25	10	7	23	08/06			
	Lowest	-150	-124	-95	-8	51	96	181	135	70	-11	-88	-129	-150			
	Date	15	10	7	1	26	8	15	31	29	30	19	12	01/15			
(0.1mm)	Precip.	00~24h Total	30	205	260	595	175	300	1470	2225	1130	855	25	155	7425		
		Highest. 1 Daily	10	115	90	295	80	155	310	690	765	455	15	135	765		
	Hourly	10	25	40	65	40	125	220	395	290	115	10	65	395			
	Date	30	22	20	5	5	30	31	21	11	1	3	24	08/21			
(0.1%)	Wind	Mean Speed	49	54	47	60	53	45	50	55	49	54	51	56	52		
		Highest Gust Speed	198	255	190	251	254	268	194	200	193	239	213	233	268		
		Dir.	WNW	WSW	NW	SSW	NNE	NE	WSW	NE	WSW	NE	NW	W	NE		
(0.1%)	Wind Directions Only	Date	20	20	9	6	9	6	3	30	11	14	24	24	06/06		
		Hourly Occurrence Maximum Speed	81	49	70	124	118	100	50	102	105	114	124	120	124		
		NNE	147	139	126	119	196	122	56	159	150	188	142	175	196		
		NE	110	79	123	95	98	195	25	137	111	168	74		195		
		ENE	100	120	146	91	80	142	127	138	166	155	54	44	166		
		E	71	131	91	101	59	101	117	153	130	120	91	43	153		
		ESE	44	106	50	101	52	85	69	108	120	149	86	58	149		
		SE	33	84	28	113	72	51	61	75	56	71	48	79	113		
		SSE	55	109	52	116	85	97	67	78	84	64	85	27	116		
		S	56	125	61	154	81	108	101	89	24	29	81	89	154		
		SSW	65	128	69	144	138	116	114	85	121	70	93	116	144		
		SW	86	123	108	125	120	95	135	116	102	91	115	150	150		
		WSW	142	183	77	124	100	109	145	141	100	92	119	134	183		
		W	147	184	135	28	28	84	115	97	127	113	123	112	184		
		WNW	140	122	112	35	20	44	98	74	85	122	154	132	154		
		NW	67	57	89	145	180	114	69	83	81	106	118	118	180		
		NNW	32	31	125	115	164	122	21	18	25	19	28	31	164		
		N	3	9	13	8	9	18	3	11	8	12	13	1	9		
		(0.1%)	Hourly Occurrence Percentage	CALM	67	37	31	42	36	82	11	75	111	103	185	230	84
				NNE	255	229	208	38	78	70	4	83	93	141	47	58	109
				NE	17	12	74	51	42	58	1	28	61	118	13		40
				ENE	63	24	36	26	27	61	47	81	150	180	17	1	60
				E	47	24	30	13	20	96	51	149	181	118	35	9	64
				ESE	7	13	11	29	12	49	26	93	74	65	33	3	34
				SE	9	6	9	26	19	19	19	20	11	9	14	3	14
				SSE	9	10	4	21	20	15	26	22	13	11	14	1	14
				S	7	12	15	76	44	16	44	38	8	8	11	3	24
SSW	9			27	22	174	145	37	109	46	13	27	14	11	53		
SW	22			36	78	179	265	66	142	81	15	16	43	20	81		
WSW	31			34	74	93	101	45	161	93	29	32	75	47	68		
W	112			104	116	17	9	45	195	48	58	32	56	86	73		
WNW	210			284	151	18	5	27	103	56	54	46	146	152	104		
NW	101			109	98	143	103	67	50	54	89	60	215	304	116		
NNW	31	30	31	46	63	226	8	23	32	20	71	71	53				

Element		1	2	3	4	5	6	7	8	9	10	11	12			
Number of Days With Classified	Daily Max. Temp.	0.0	16	10	2								1	15	44	
		0.1 ~ 10.0	15	18	21	2						1	15	16	88	
		10.1 ~ 20.0			8	23	16	7		1	9	26	14			104
		20.1 ~ 30.0				5	15	23	31	30	21	4				129
	Daily Mean Temp.	30.1														
		-5.0	13	9	3								1	12	38	
		-4.9 ~ 0.0	8	12	4								5	16	45	
		0.1 ~ 10.0	10	7	24	16	3					8	23	3	94	
	Daily Min. Temp.	10.1 ~ 20.0				14	26	28	1	8	30	23	1		131	
		20.1					2	2	30	23					57	
		-15.0	1												1	
		-14.9 ~ -5.0	20	19	7								3	23	72	
	Daily Precip.	-4.9 ~ 0.0	10	7	14	2						1	13	8	55	
		0.1 ~ 10.0		2	10	25	13	3			2	23	14		92	
		10.1				3	18	27	31	31	28	7			145	
		0.1mm	4	6	8	7	4	9	15	12	5	8	3	3	84	
	Hourly Max. Precip.	10.0mm		1		2		1	6	6	2	2		1	21	
		30.0mm							1	3	1	1			6	
		80.0mm														
		100.0mm														
	Daily Max. Wind Speed	1.0mm	1	4	7	6	4	5	13	11	4	8	1	2	66	
6.0mm					1		1	7	7	2	2		1	21		
10.0mm							1	6	5	1	1			14		
20.0mm								1	3	1				5		
Daily Max. Wind Speed	30.0mm								2					2		
	0.5 ~ 3.3%															
	3.4 ~ 7.9%	1	2			3	2	7	4	3	5	2		29		
	8.0 ~ 13.8%	14	8	18	13	15	21	17	16	15	10	15	19	181		
10 - Day Summary	Mean Temp.	13.9%	16	18	13	17	13	7	7	11	12	16	13	12	155	
		1st	6	-42	-14	92	131	153	210	230	173	150	85	-30		
		2nd	-64	-25	37	96	143	177	219	203	164	109	15	-65		
	Mean Max. Temp.	3rd	-51	-13	24	111	161	182	230	202	158	95	12	-27		
		1st	48	-1	45	147	179	205	231	272	211	189	131	12		
		2nd	-24	29	98	154	202	232	254	232	206	144	75	-23		
	Mean Min. Temp.	3rd	-13	43	70	172	218	231	264	237	207	142	58	9		
		1st	-24	-73	-55	51	95	113	198	201	147	119	35	-67		
		2nd	-95	-73	0	51	98	137	195	184	135	80	-22	-94		
	Mean Wind Speed	3rd	-88	-59	-5	67	118	157	207	176	123	61	-26	-59		
		1st	45	54	53	53	65	63	64	47	39	51	45	58		
		2nd	58	55	47	66	51	36	45	49	63	63	42	52		
Total Precip.	3rd	46	52	42	62	42	36	42	68	45	48	66	57			
	1st	10	10	35	350	175	100	520	405	315	740	20	20			
	2nd	5	80	90	185		30	710	730	765	105	5				
(0.1mm)	3rd	15	115	135	60		170	240	1090	50	10		135			

Element		1	2	3	4	5	6	7	8	9	10	11	12				
(0.1 )	Air Temp.	Mean	- 3	10	54	132	175	215	265	251	199	145	61	- 1	125		
		Mean Max.	55	74	127	207	254	286	308	301	263	209	127	50	188		
		Mean Min.	- 57	- 49	- 12	61	100	150	233	210	145	94	0	- 51	69		
		Highest	137	154	189	280	322	334	337	358	297	270	213	141	358		
		Date	8	16	19	16	29	23	21	5	26	8	7	3	08/05		
		Lowest	- 126	- 97	- 51	- 8	64	83	211	141	76	- 6	- 48	- 128	- 128		
		Date	15	2	3	2	15	4	27	31	30	31	18	14	12/14		
(0.1mm)	Precip.	00~24h Total	200	605	355	505	470	1185	3170	2585	1100	425	180	405	11185		
		Highest.	1 Daily	65	225	115	140	190	940	820	820	495	240	65	225	940	
			Date	29	20	2	17	31	26	15	21	11	1	23	24	06/26	
			Hourly	25	75	45	45	135	385	515	310	145	80	35	100	515	
(0.1mm)	Date	20	20	2	17	31	26	6	21	11	1	22	24	07/06			
(0.1%)	Wind	Mean Speed	14	16	14	17	14	15	14	13	11	11	14	15	14		
		Highest Gust Speed	108	112	111	126	107	128	134	108	77	119	104	104	134		
		* Dir.	NNW	WSW	WSW	SSW	WSW	SSW	W	SW	NE	W	SW	NNW	W		
(0.1%)	Date	13	20	9	28	25	6	14	24	17	29	10	10	07/14			
Wind Directions Only	Hourly Occurrence Maximum Speed	NNE	37	44	36	41	37	36	24	48	35	36	49	39	49		
		NE	45	51	47	46	34	44	22	32	32	52	53	37	53		
		ENE	41	41	40	44	34	46	33	38	28	37	42	37	46		
		E	25	21	23	20	24	20	14	19	30	17	20	23	30		
		ESE	11	15	21	23	19	17	18	12	21	19	19	17	23		
		SE	13	10	23	17	25	21	22	22	20	11	26	21	26		
		SSE	22	36	37	38	29	28	25	27	20	15	30	42	42		
		S	38	52	35	47	41	77	36	40	26	21	42	38	77		
		SSW	33	49	47	64	48	69	48	51	33	34	42	37	69		
		SW	46	49	32	50	43	48	42	48	33	60	46	40	60		
		WSW	23	37	19	39	38	33	31	36	23	17	45	31	45		
		W	13	23	25	38	35	42	54	18	18	26	17	12	54		
		WNW	23	47	44	29	36	32	20	40	33	54	46	34	54		
		NW	29	35	42	33	30	39	11	22	21	23	31	22	42		
		NNW	36	48	38	41	35	28	20	29	26	33	35	39	48		
		N	48	51	40	40	38	31	16	28	33	37	33	44	51		
		(0.1%)	Hourly Occurrence Percentage	CALM	195	188	181	111	140	135	137	188	158	230	189	162	168
				NNE	98	70	52	61	42	63	38	48	61	87	74	120	68
				NE	79	76	67	67	42	63	30	40	43	70	63	66	59
				ENE	62	60	60	58	34	57	32	22	51	46	57	32	47
E	13			13	13	17	16	15	12	16	28	22	15	8	16		
ESE	4			13	11	14	17	19	22	12	18	15	6	5	13		
SE	7			7	19	15	19	22	19	4	10	8	8	8	12		
SSE	12			15	20	33	38	31	35	27	15	8	17	24	23		
S	39			33	47	63	60	60	101	63	38	34	42	61	53		
SSW	78			104	103	119	121	103	230	149	92	70	104	96	114		
SW	106			94	93	138	144	133	181	179	147	122	107	108	130		
WSW	26			28	36	67	75	61	59	66	65	71	32	44	53		
W	27			12	23	43	38	31	19	30	38	19	29	18	27		
WNW	19			25	43	28	40	29	12	30	49	34	35	26	31		
NW	46			52	62	53	51	54	12	31	49	40	38	31	43		
NNW	69			85	86	54	50	50	36	48	64	54	75	74	62		
N	121			125	82	60	74	75	26	46	75	70	111	117	81		

Element		1	2	3	4	5	6	7	8	9	10	11	12		
Number of Days With Classified	Daily Max. Temp.	0.0	3											2	5
		0.1 ~ 10.0	22	20	6								9	26	83
		10.1 ~ 20.0	6	8	25	12	2					13	19	3	88
		20.1 ~ 30.0				18	28	20	11	14	30	18	2		141
		30.1					1	10	20	17					48
	Daily Mean Temp.	-5.0	3											4	7
		-4.9 ~ 0.0	14	10	1									12	37
		0.1 ~ 10.0	14	18	30	4						2	24	15	107
		10.1 ~ 20.0				26	28	9		1	17	27	6		114
		20.1					3	21	31	30	13	2			100
	Daily Min. Temp.	-15.0													
		-14.9 ~ -5.0	18	15	1									16	50
		-4.9 ~ 0.0	10	11	20	2						2	17	13	75
		0.1 ~ 10.0	3	2	10	26	18	2			2	17	13	2	95
		10.1				2	13	28	31	31	28	12			145
	Daily Precip.	0.1mm	8	6	11	9	5	5	19	14	4	8	5	10	104
		10.0mm		2	1	2	2	2	10	8	3	1		1	32
		30.0mm							1	4	2	2			9
		80.0mm							1	1	1				3
		100.0mm													
	Hourly Max. Precip.	1.0mm	7	6	7	8	5	5	15	12	4	5	5	7	86
6.0mm			1			1	3	11	9	3	1		1	30	
10.0mm						1	1	7	5	2			1	17	
20.0mm							1	3	2					6	
30.0mm							1	1	2					4	
Daily Max. Wind Speed	0.5 ~ 3.3%									1	2		1	4	
	3.4 ~ 7.9%	23	18	23	17	23	22	24	27	29	25	22	25	278	
	8.0 ~ 13.8%	8	10	8	13	8	8	7	4		4	8	5	83	
	13.9%														
10 - Day Summary	Mean Temp. (0.1 )	1st	40	-5	30	119	166	192	262	274	208	183	101	17	
		2nd	-26	17	61	133	170	217	260	247	201	141	45	-30	
		3rd	-20	20	69	143	188	236	273	234	189	113	38	8	
	Mean Max. Temp. (0.1 )	1st	97	51	98	193	239	257	298	329	268	233	174	65	
		2nd	33	88	150	203	250	294	308	289	263	202	111	23	
		3rd	36	86	132	225	273	305	316	288	259	195	97	60	
	Mean Min. Temp. (0.1 )	1st	-10	-52	-32	56	101	123	233	231	161	139	35	-30	
		2nd	-80	-55	-15	69	92	140	225	214	140	95	-16	-84	
		3rd	-78	-36	8	59	107	187	240	186	135	53	-17	-40	
	Mean Wind Speed (0.1%)	1st	12	15	17	16	13	18	18	10	10	11	13	17	
		2nd	15	18	13	18	15	14	14	15	13	10	13	14	
		3rd	15	16	12	17	14	12	11	14	11	12	14	13	
Total Precip. (0.1mm)	1st	10	30	175	135	250	105	1415	395	195	300	40	105		
	2nd	55	360	50	335			1115	620	495	115		50		
	3rd	135	215	130	35	220	1080	640	1570	410	10	140	250		

Element		1	2	3	4	5	6	7	8	9	10	11	12					
(0.1 )	Air Temp.	Mean	- 62	- 39	6	93	146	164	222	200	149	92	17	- 60	77			
	Mean Max.	- 3	13	67	157	212	231	259	241	211	153	66	- 17	133				
	Mean Min.	- 123	- 104	- 52	27	79	100	190	165	91	41	- 43	- 113	22				
	Highest	78	78	152	233	280	296	314	305	263	229	157	43	314				
	Date	7	16	30	30	20	18	19	5	9	8	6	30	07/19				
	Lowest	- 228	- 200	- 129	- 42	24	27	147	82	28	- 49	- 119	- 194	- 228				
	Date	25	2	3	2	2	11	6	31	29	31	21	14	01/25				
(0.1mm)	Precip.	00~24h Total	245	120	240	690	335	530	4130	2695	370	545	380	120	10400			
		Highest. 1	Daily	95	55	75	185	165	120	1505	475	120	170	195	75	1505		
	Date	20	22	31	17	13	28	2	15	11	11	25	24	07/02				
	Hourly	55	15	25	60	145	85	295	230	35	80	80	30	295				
Date	20	22	2	17	13	1	8	24	19	11	25	24	07/08					
(0.1%)	Wind	Mean Speed	28	28	15	24	25	16	20	15	14	12	31	35	22			
		Highest Gust Speed	148	139	199	139	149	117	106	111	107	110	145	155	199			
		* Dir.	SW	WSW	WSW	SW	SW	WSW	WSW	SW	WSW	WSW	SW	WSW	WSW			
Date	12	19	8	13	14	9	3	24	19	31	15	26	03/08					
(0.1%)	Wind Directions Only	Hourly Occurrence Maximum Speed	NNE	13	5	6	11	21	27	18	25	20	16		5	27		
			NE	28	30	33	43	46	54	34	37	25	10	12	8	54		
			ENE	36	37	53	55	48	47	50	43	46	58	13	14	58		
			E	30	19	18	19	27	39	20	25	49	65	17	12	65		
			ESE	19			19	16	16	5	18	14	29	7		29		
			SE		14	14		5	13		6	17	21	13		21		
			SSE					14	23	7	13	12	14	12		23		
			S		8	10	28	24	16	7	10	5	5	14		28		
			SSW	25	43	41	42	15	45	36	29	22	19	10		45		
			SW	79	89	77	85	79	69	58	45	42	40	54	58	89		
			WSW	75	89	72	67	81	64	52	54	64	61	82	82	89		
			W	64	30	30	52	39	35	43	43	58	45	69	71	71		
			WNW	26	22	11	27	40	23	27	19	30	34	40	36	40		
			NW	41	30	9	32	22	22	19	16	25	23	39	26	41		
			NNW	7	17	5		21	15	15	12	21	17	24	33	33		
			N	4	19	13	4	31	10	9	8	18	4	4	4	31		
			(0.1%)	Hourly Occurrence Percentage	CALM	215	208	388	266	265	331	176	285	395	462	123	82	266
					NNE	4	1	3	8	8	18	12	23	7	3		1	7
					NE	11	9	22	31	37	80	38	148	23	4	1	3	34
					ENE	36	10	88	68	107	155	77	181	121	94	4	4	79
					E	16	1	18	4	9	13	8	19	90	186	7	3	31
					ESE	4			4	1	1	1	4	11	31	1		5
					SE		1	1		1	6		1	1	3	7		2
					SSE					3	4	1	3	4	3	1		2
					S		4	1	6	5	4	1	5	1	3	3		3
					SSW	9	24	15	15	5	22	8	11	7	3	1		10
					SW	345	369	271	289	226	154	180	90	52	19	21	15	168
WSW	300	299			164	250	257	122	327	153	137	90	430	528	255			
W	34	34			11	42	37	35	100	44	106	54	273	290	89			
WNW	11	21			6	11	19	20	36	13	18	28	95	47	27			
NW	11	10			7	6	12	22	16	8	14	12	24	16	13			
NNW	4	4	1		3	8	9	5	7	5	8	11	6					
N		1	4		4	6	8	5	4				3					



Element		1	2	3	4	5	6	7	8	9	10	11	12		
Number of Days With Classified	Daily Max. Temp.	0.0	15	10	2								3	21	51
		0.1 ~ 10.0	16	18	22	2						2	17	10	87
		10.1 ~ 20.0			7	25	12	6		2	9	26	10		97
		20.1 ~ 30.0				3	18	24	30	27	20	3			125
		30.1							1	2					3
	Daily Mean Temp.	- 5.0	19	12	2								2	17	52
		- 4.9 ~ 0.0	10	13	10								11	12	56
		0.1 ~ 10.0	2	3	19	19	1					21	16	2	83
		10.1 ~ 20.0				11	28	27	1	16	29	10	1		123
		20.1					1	3	30	15					49
	Daily Min. Temp.	- 15.0	13	3										6	22
		- 14.9 ~ - 5.0	12	22	15								14	22	85
		- 4.9 ~ 0.0	6	2	15	10						6	10	3	52
		0.1 ~ 10.0		1	1	20	23	12		2	16	20	6		101
		10.1					7	18	31	29	13	5			103
	Daily Precip.	0.1mm	8	3	8	10	6	9	17	17	7	9	8	6	108
		10.0mm				2	2	2	9	12	2	2	1		32
		30.0mm							5	2					7
		80.0mm							1						1
		100.0mm							1						1
	Hourly Max. Precip.	1.0mm	5	3	6	10	3	8	16	16	5	8	6	3	89
6.0mm					1	1	3	10	11		1	1		28	
10.0mm						1		6	4					11	
20.0mm								3	1					4	
30.0mm															
Daily Max. Wind Speed	0.5 ~ 3.3%							1	1					2	
	3.4 ~ 7.9%	15	8	16	7	11	22	18	27	20	27	4	3	178	
	8.0 ~ 13.8%	15	18	10	22	17	8	12	3	9	4	24	27	169	
	13.9%	1	2	2	1	2						2	1	11	
10 - Day Summary	Mean Temp. (0.1 )	1st	- 12	- 59	- 14	75	135	140	217	221	156	127	70	- 46	
		2nd	- 83	- 31	16	98	149	164	232	189	148	86	- 9	- 94	
		3rd	- 87	- 25	17	107	153	189	218	190	142	65	- 11	- 42	
	Mean Max. Temp. (0.1 )	1st	35	- 8	36	141	202	196	256	274	228	176	126	- 6	
		2nd	- 26	20	92	157	211	244	274	211	195	144	42	- 41	
		3rd	- 16	31	72	172	222	253	248	237	207	139	30	- 5	
	Mean Min. Temp. (0.1 )	1st	- 55	- 123	- 67	6	70	80	184	180	96	91	9	- 100	
		2nd	- 136	- 99	- 56	46	86	86	193	171	95	38	- 63	- 152	
		3rd	- 174	- 86	- 36	29	81	134	192	148	83	- 2	- 75	- 90	
	Mean Wind Speed (0.1%)	1st	28	30	26	14	28	22	19	12	9	9	28	34	
		2nd	31	34		30	28	16	27	13	16	10	34	37	
		3rd	26	18	9	27	19	12	15	19	17	16	30	35	
Total Precip. (0.1mm)	1st	40		95	275	50	250	3140	555	15	215	130	40		
	2nd	95	65	20	380	170		460	1215	225	210	10			
	3rd	110	55	125	35	115	280	530	925	130	120	240	80		

Element		1	2	3	4	5	6	7	8	9	10	11	12				
(0.1 )	Air Temp.	Mean	38	41	70	142	187	198	261	254	212	159	100	39	142		
		Mean Max.	64	71	107	182	231	237	293	282	247	190	134	62	175		
		Mean Min.	14	10	37	102	141	153	230	225	181	131	68	9	108		
		Highest	118	137	158	278	304	293	349	331	280	254	200	112	349		
		Date	2	16	20	30	21	20	21	5	9	9	2	3	07/21		
		Lowest	-50	-30	-13	40	95	106	184	172	159	78	7	-29	-50		
		Date	14	10	7	2	2	13	6	30	29	31	19	12	01/14		
(0.1mm)	Precip.	00~24h Total	795	1610	505	1490	230	285	730	620	1270	495	595	975	9600		
		Highest. 1	Daily	265	585	195	530	185	110	335	240	720	180	225	300	720	
			Date	23	10	2	17	9	1	3	9	11	12	3	24	09/11	
			Hourly	60	135	75	115	75	80	80	115	105	60	240	190	240	
(0.1%)	Wind	Mean Speed	24	20	19	22	20	15	15	18	17	18	23	31	20		
		Highest Gust Speed	151	142	147	159	138	160	175	128	134	117	149	205	205		
(0.1%)	Wind	Dir.	WSW	SSW	SSW	WSW	S	WSW	NNE	SW	SW	E	ESE	WSW	WSW		
		Date	14	16	6	6	9	9	15	24	1	22	25	4	12/04		
Wind Directions Only	Hourly Occurrence Maximum Speed	NNE	38	35	43	53	50	47	42	50	49	46	47	33	53		
		NE	42	39	44	52	49	42	32	41	50	51	45	32	52		
		ENE	38	49	47	50	64	43	47	37	49	53	33	46	64		
		E	23	40	39	43	45	39	48	30	41	40	28	36	48		
		ESE	19	32	33	37	42	30	38	32	36	34	26	20	42		
		SE	13	37	33	40	43	23	44	37	29	30	35	32	44		
		SSE	33	36	29	43	43	29	37	27	28	26	31	23	43		
		S	35	36	37	46	47	40	42	41	32	34	33	32	47		
		SSW	67	51	39	56	67	41	35	41	30	33	51	49	67		
		SW	85	63	63	78	62	35	47	44	53	33	87	81	87		
		WSW	82	63	62	71	60	30	32	38	54	32	67	89	89		
		W	46	37	29	18	33	16	20	24	6	17	31	46	46		
		WNW	28	20	31	11	13	11	6	10		13	16		31		
		NW	12	23	9	24	14	16	20	23			18	19	24		
		NNW	24	17	17	17	17	29	16	13	16	14	19		29		
		N	29	21	43	55	31	42	30	46	29	34	19	35	55		
		(0.1%)	Hourly Occurrence Percentage	CALM	19	4	13	29	84	67	129	48	31	37	15	6	41
				NNE	42	34	71	71	44	85	67	205	88	179	28	14	78
				NE	42	39	42	40	27	33	62	96	79	113	44	11	53
				ENE	47	73	63	64	50	72	82	124	194	179	61	37	87
E	171			168	227	164	140	232	137	132	211	201	138	101	169		
ESE	50			40	58	53	39	17	20	28	28	33	43	25	36		
SE	15			36	30	32	20	14	16	24	17	12	46	29	24		
SSE	43			49	36	54	28	8	26	27	24	26	54	39	34		
S	63			64	78	92	85	50	70	39	51	49	74	76	66		
SSW	86			79	81	96	129	72	85	57	58	73	126	107	88		
SW	159			162	110	128	147	110	130	97	136	43	188	216	135		
WSW	187			177	127	90	158	189	129	71	74	26	154	290	139		
W	50			46	22	7	13	3	12	7	1	1	13	40	18		
WNW	8			4	12	6	5	7	1	1		5	1		4		
NW	1			1	1	18	7	4	7	7			4	3	4		
NNW	4			9	8	7	7	11	3	4	3	3	7		5		
N	12			12	20	49	16	25	24	34	6	19	4	6	19		

Element		1	2	3	4	5	6	7	8	9	10	11	12			
Number of Days With Classified	Daily Max. Temp.	0.0	2												2	
		0.1 ~ 10.0	25	23	11								6	27	92	
		10.1 ~ 20.0	4	5	20	22	10	5				22	24	3	115	
		20.1 ~ 30.0				8	20	25	18	23	30	8				132
		30.1					1		13	8						22
	Daily Mean Temp.	- 5.0														
		- 4.9 ~ 0.0	3	2											2	7
		0.1 ~ 10.0	28	25	26	4							15	27	125	
		10.1 ~ 20.0		1	5	23	19	14			4	28	15		109	
	Daily Min. Temp.	20.1				3	12	16	31	31	26	2			121	
		- 15.0														
		- 14.9 ~ - 5.0	1												1	
		- 4.9 ~ 0.0	9	7	3										8	27
	Daily Precip.	0.1 ~ 10.0	21	21	28	18	1					6	23	22	140	
		10.1				12	30	30	31	31	30	24	7		195	
		0.1mm	13	14	9	7	4	7	7	13	5	9	9	17	114	
		10.0mm	2	5	2	3	1	2	2	2	4	1	2	3	29	
	Hourly Max. Precip.	30.0mm		1		2			1		1			1	6	
		80.0mm														
		100.0mm														
1.0mm		10	13	7	7	3	7	7	8	5	8	6	9	90		
Daily Max. Wind Speed	6.0mm	1	2	1	4	1	2	2	3	3	1	2	3	25		
	10.0mm		1		1				1	1		2	2	8		
	20.0mm											2		2		
	30.0mm											2		2		
Daily Max. Wind Speed	0.5 ~ 3.3%	1							2		1			4		
	3.4 ~ 7.9%	10	7	12	6	13	19	18	17	17	14	9	4	146		
	8.0 ~ 13.8%	16	19	18	21	18	9	9	12	13	15	18	20	188		
	13.9%	4	2	1	3		2	4				3	6	25		
10 - Day Summary	Mean Temp.	1st	66	36	54	119	177	183	258	264	221	183	135	49		
		2nd	26	40	80	148	190	188	277	243	213	155	82	20		
		3rd	23	49	75	159	194	222	249	254	203	137	84	49		
	Mean Max. Temp.	1st	91	64	90	155	215	223	287	298	257	212	174	70		
		2nd	46	75	120	191	234	232	313	259	242	186	116	46		
		3rd	55	74	110	200	244	258	279	287	243	171	113	69		
	Mean Min. Temp.	1st	44	11	25	82	141	136	227	236	188	157	102	17		
		2nd	4	1	44	110	139	137	240	224	184	133	48	- 9		
		3rd	- 4	21	42	113	143	186	224	217	170	104	54	19		
	Mean Wind Speed	1st	23	20	21	20	23	19	17	14	14	17	18	29		
		2nd	30	20	18	25	18	15	16	21	22	20	26	38		
		3rd	20	20	18	22	19	12	13	20	17	18	26	26		
Total Precip.	1st	105	990	330	410	195	280	480	275		185	305	430			
	2nd	245	475		1080	5	5		130	1020	275	225	135			
	3rd	445	145	175		30		250	215	250	35	65	410			

Element		1	2	3	4	5	6	7	8	9	10	11	12					
(0.1 )	Air Temp.	Mean	-93	-77	-26	57	116	141	189	165	128	74	-29	-99	46			
		Mean Max.	-63	-40	10	107	165	185	218	194	168	111	3	-70	82			
		Mean Min.	-122	-113	-56	17	76	106	169	148	98	47	-64	-134	14			
		Highest	48	17	83	204	248	253	279	263	216	184	89	-7	279			
		Date	7	17	30	30	20	18	19	5	9	8	2	30	07/19			
		Lowest	-209	-197	-147	-49	18	43	138	87	19	-40	-158	-204	-209			
		Date	23	10	8	2	26	2	26	30	29	30	19	17	01/23			
(0.1mm)	Precip.	00~24h Total	635	90	475	495	300	1985	5250	8355	820	1080	365	120	19970			
		Highest. 1	Daily	160	25	150	125	135	1025	1300	1845	335	350	170	80	1845		
			Date	8	22	31	17	13	26	8	10	27	22	3	24	08/10		
			Hourly	45	10	35	50	95	360	500	415	160	85	50	20	500		
(0.1%)	Wind	Mean Speed	49	44	36	45	39	33	34	37	34	32		45				
		Highest Gust Speed	176	173	150	175	194	177	165	154	241	251	173	174	251			
		Dir.	NW	NNW	NW	NNW	NNW	NNW	SSE	NW	NNW	ESE	SW	NNE	ESE			
		Date	11	2	10	19	6	10	10	26	19	22	27	16	10/22			
(0.1%)	Wind Directions Only	Hourly Occurrence Maximum Speed	NNE	39		40	34	20	47	31	29	32	53	75	91	91		
			NE	30		23	31	8	35	22	23	25	62				62	
			ENE	21		23	23	31	22	16	23	24	26			15	31	
			E	24		33	38	17	36	29	57	32	40				57	
			ESE	54	19	46	58	21	49	45	71	76	165				165	
			SE	50	40	61	80	73	69	65	80	83	78				83	
			SSE	32	52	37	72	37	53	51	54	46	82	68	55	82		
			S	51	68	41	68	75	22	109	102	81	69	70	57	109		
			SSW	68	69	45	76	73	75	74	83	60	70	106	54	106		
			SW	95	99	55	77	76	68	66	66	75	67	91	46	99		
			WSW	82	91	67	78	79	59	69	61	51	63	85	60	91		
			W	67	69	51	61	52	57	47	57	46	33	84	61	84		
			WNW	82	79	49	71	72	71	48	63	49	62	52	47	82		
			NW	109	130	94	114	99	89	97	116	105	120	59	56	130		
			NNW	122	128	91	117	119	117	84	94	93	86	77	77	128		
			N	55	23	61	69	65	53	61	57	62	70	132	121	132		
			(0.1%)	Hourly Occurrence Percentage	CALM	11	1	42	1	1	4	5	16	11	22	4	5	11
					NNE	7		13	13	5	15	7	7	17	11	5	12	9
					NE	5		8	7	1	7	5	11	20	25			8
					ENE	4		11	3	4	4	1	7	11	18		2	6
					E	3		8	8	3	13	8	15	15	23			8
					ESE	19	3	31	19	3	56	28	93	62	84			34
					SE	32	24	97	99	66	192	77	341	150	228			112
					SSE	15	28	19	31	35	60	50	51	46	74	5	20	37
					S	22	18	12	6	30	15	66	30	24	26	13	23	24
					SSW	28	24	8	14	32	43	54	29	35	18	34	14	28
					SW	48	31	13	36	46	42	85	38	50	33	40	11	40
WSW	91	126			34	72	80	54	125	23	63	61	70	20	69			
W	60	77			40	54	63	32	52	36	50	18	85	44	50			
WNW	112	135			71	78	105	51	120	37	87	41	49	84	81			
NW	289	332			300	261	314	218	219	167	197	118	88	90	220			
NNW	234	196	257	256	204	176	83	85	120	136	170	228	178					
N	20	3	36	42	8	18	15	14	42	63	437	446	85					

Element		1	2	3	4	5	6	7	8	9	10	11	12		
Number of Days With Classified	Daily Max. Temp.	0.0	29	24	15	1							15	26	110
		0.1 ~ 10.0	2	4	16	11	2					10	15		60
		10.1 ~ 20.0				17	24	17	7	20	25	21			131
		20.1 ~ 30.0				1	5	13	24	10	5				58
		30.1													
	Daily Mean Temp.	- 5.0	24	21	5								12	22	84
		- 4.9 ~ 0.0	7	7	19	1						1	10	4	49
		0.1 ~ 10.0			7	27	10	3			4	25	8		84
		10.1 ~ 20.0				2	21	27	25	26	26	5			132
		20.1							6	3					9
	Daily Min. Temp.	- 15.0	11	3									1	10	25
		- 14.9 ~ - 5.0	18	24	15								15	15	87
		- 4.9 ~ 0.0	2	1	15	9						4	10	1	42
		0.1 ~ 10.0			1	21	23	14		3	17	23	4		106
		10.1					8	16	31	27	13	4			99
	Daily Precip.	0.1mm	9	5	8	8	5	13	18	19	6	6	4	3	104
		10.0mm	2		1	1	1	6	9	13	4	5	2		44
		30.0mm						1	6	9	1	1			18
		80.0mm						1	2	3					6
		100.0mm						1	1	3					5
Hourly Max. Precip.	1.0mm	7	3	5	7	4	13	14	17	5	6	4	2	87	
	6.0mm					1	5	10	11	2	1			30	
	10.0mm						2	7	8	2				19	
	20.0mm						1	2	4					7	
	30.0mm						1	1	2					4	
Daily Max. Wind Speed	0.5 ~ 3.3%														
	3.4 ~ 7.9%	1	4	7	1	8	12	7	6	11	10			67	
	8.0 ~ 13.8%	18	18	22	23	17	15	22	22	17	18	13	13	218	
	13.9%	12	6	2	6	6	3	2	2	2	2	9	13	65	
10 - Day Summary	Mean Temp.	1st	- 50	- 91	- 61	45	111	107	185	196	151	102	30	- 100	
		2nd	- 117	- 78	- 2	55	111	148	198	156	115	64	- 58		
		3rd	- 110	- 60	- 17	71	125	167	185	152	118	58	- 60	- 80	
	Mean Max. Temp.	1st	- 23	- 61	- 20	84	164	154	212	235	190	134	63	- 69	
		2nd	- 86	- 35	36	108	159	194	236	170	151	105	- 22		
		3rd	- 77	- 21	14	130	172	207	207	181	162	97	- 32	- 53	
	Mean Min. Temp.	1st	- 73	- 122	- 96	11	70	68	166	178	123	83	- 9	- 142	
		2nd	- 149	- 119	- 33	13	71	113	175	142	86	37	- 93		
		3rd	- 143	- 97	- 40	27	87	137	167	128	84	24	- 90	- 108	
	Mean Wind Speed	1st	45	44	43	43	43	39	36	27	25	32		44	
		2nd	57	50	33	49	42	32	38	39	42	27	43		
		3rd	46	37	32	44	33	27	30	44	34	35	44	45	
Total Precip.	1st	245	10	85	265	30	710	3140	2510		530	240	35		
	2nd	155	55		230	140	150	150	4895	460	200		5		
	3rd	235	25	390		130	1125	1960	950	360	350	125	80		

Element		1	2	3	4	5	6	7	8	9	10	11	12				
(0.1 )	Air Temp.	Mean	-36	-17	34	123	175	199	243	224	176	120	34	-40	103		
	Mean Max.	24	46	109	197	255	282	292	278	251	197	93	9	169			
	Mean Min.	-90	-80	-28	53	104	138	209	189	126	67	-25	-92	48			
	Highest	108	113	184	276	323	341	337	353	295	266	174	75	353			
	Date	7	28	19	30	20	18	6	5	4	8	8	23	08/05			
	Lowest	-179	-141	-71	-12	53	67	176	127	43	-32	-90	-176	-179			
	Date	25	11	15	13	2	11	1	27	29	31	19	14	01/25			
(0.1mm)	Precip.	00~24h Total	145	130	215	625	235	1005	4740	2830	370	415	225	180	11115		
		Highest. 1	Daily	65	60	105	130	90	250	940	510	220	315	110	95	940	
	Hourly	20	25	30	65	80	250	340	345	125	85	80	25	345			
	Date	27	17	31	17	13	27	22	23	19	11	3	24	08/23			
(0.1%)	Wind	Mean Speed	16	17	15	20	18	14	13	11	12	11	19	20	16		
		Highest Gust Speed	118	113	115	125	143	111	89	80	102	80	143	122	143		
		* Dir.	W	W	WSW	WSW	WSW	NW	WNW	WSW	WNW	SW	WSW	WSW	WSW		
(0.1%)	Wind Directions Only	Date	11	16	8	12	14	9	10	24	28	29	24	10	11/24		
		Hourly Occurrence Maximum Speed	NNE	24	13	33	37	19	23	19	31	10	44	20	9	44	
		NE	33	12	36	46	30	37	25	26	17	33	33	15	46		
		ENE	39	22	50	53	55	52	39	35	28	47	11	11	55		
		E	37	11	37	56	44	44	23	39	39	43	10	11	56		
		ESE	11	15	23	15	17	20	24	12	44	33	12		44		
		SE	9	15	17	35	20	24	16	22	32	18	20	27	35		
		SSE	15	32	29	23	28	32	21	23	26	21	25	31	32		
		S	26	26	28	30	34	28	21	23	30	27	31	32	34		
		SSW	31	39	37	44	35	37	29	21	25	31	43	33	44		
		SW	39	42	32	53	47	39	31	34	30	39	62	60	62		
		WSW	61	49	52	61	64	53	30	44	32	33	68	66	68		
		W	60	55	52	65	57	38	33	40	38	28	53	39	65		
		WNW	40	44	49	50	68	27	28	29	44	30	8	21	68		
		NW	6	8	20	14	8	23	16	32	51	30	10	7	51		
		NNW	6		15	17	9	17	8	9	11	15	10	7	17		
		N	9	8	20	16	12	18	16	14	7	20	6	4	20		
		(0.1%)	Hourly Occurrence Percentage	CALM	173	152	171	82	83	160	200	260	225	255	113	85	164
				NNE	12	10	36	29	23	56	51	90	7	55	15	1	32
				NE	38	18	32	54	28	74	66	144	25	46	19	13	47
				ENE	22	22	39	68	31	70	47	107	65	70	11	9	47
				E	17	10	26	28	11	36	15	24	61	60	7	17	26
				ESE	9	13	22	10	13	19	9	9	33	23	10		14
				SE	3	12	19	10	16	35	9	9	24	16	6	4	13
				SSE	13	6	17	17	28	26	8	19	19	27	14	9	17
				S	17	19	22	15	31	33	16	15	21	30	40	50	26
				SSW	63	79	75	67	85	49	73	15	14	32	132	181	72
SW	173			173	89	142	161	67	99	38	39	59	347	395	148		
WSW	259			289	175	265	258	147	254	84	63	73	201	195	188		
W	153			141	183	136	172	147	99	80	153	82	65	31	120		
WNW	36			48	63	36	43	39	26	50	154	82	6	4	49		
NW	3			6	11	18	8	14	4	15	71	47	6	3	17		
NNW	4		12	13	4	11	4	8	15	20	3	1	8				
N	3	1	9	11	4	17	19	32	11	23	6		11				

Element		1	2	3	4	5	6	7	8	9	10	11	12			
Number of Days With Classified	Daily Max. Temp.	0.0	10	3										14	27	
		0.1 ~ 10.0	20	22	13	1							14	17	87	
		10.1 ~ 20.0	1	3	18	14	2	1				1	19	16		75
		20.1 ~ 30.0				15	28	18	17	23	29	12				142
		30.1					1	11	14	8						34
	Daily Mean Temp.	-5.0	13	3											13	29
		-4.9 ~ 0.0	9	17	2								12	14	54	
		0.1 ~ 10.0	9	8	29	5						8	13	4	76	
		10.1 ~ 20.0				25	25	16		6	26	23	5		126	
		20.1					6	14	31	25	4				80	
	Daily Min. Temp.	-15.0	5												4	9
		-14.9 ~ -5.0	18	23	5								11	22	79	
		-4.9 ~ 0.0	7	5	21	3						3	11	5	55	
		0.1 ~ 10.0	1		5	24	14	6			4	20	8		82	
		10.1				3	17	24	31	31	26	8			140	
	Daily Precip.	0.1mm	7	5	7	10	4	12	17	17	3	6	5	4	97	
		10.0mm			1	2		4	7	8	2	1	1		26	
		30.0mm							6	4		1			11	
		80.0mm							3						3	
		100.0mm														
	Hourly Max. Precip.	1.0mm	3	5	2	9	3	12	15	15	2	4	4	2	76	
6.0mm					1	1	2	9	8	1	1	1		24		
10.0mm							2	7	4	1				14		
20.0mm							1	3	2					6		
30.0mm								1	1					2		
Daily Max. Wind Speed	0.5 ~ 3.3%	1	1					1	2		2		1	8		
	3.4 ~ 7.9%	22	18	23	11	22	25	29	28	26	27	21	19	271		
	8.0 ~ 13.8%	8	9	8	19	8	5	1	1	4	2	8	11	84		
	13.9%					1						1		2		
10 - Day Summary	Mean Temp. (0.1 )	1st	13	-34	15	102	169	171	238	252	192	153	90	-22		
		2nd	-56	-12	44	127	171	201	256	216	170	116	10	-81		
		3rd	-61	-1	44	141	183	224	236	207	167	93	2	-20		
	Mean Max. Temp. (0.1 )	1st	67	21	77	179	251	250	290	317	265	218	153	26		
		2nd	10	52	136	194	245	293	307	257	243	191	67	-24		
		3rd	-2	70	114	218	267	302	279	261	244	184	58	23		
	Mean Min. Temp. (0.1 )	1st	-33	-89	-38	37	92	113	203	211	143	113	26	-73		
		2nd	-108	-86	-37	68	108	127	217	189	120	67	-50	-143		
		3rd	-127	-61	-10	53	112	173	206	168	114	26	-52	-63		
	Mean Wind Speed (0.1%)	1st	16	16	19	16	20	15	13	9	10	10	19	20		
		2nd	17	20	12	22	20	16	16	11	13	9	20	20		
		3rd	16	14	13	23	16	12	10	13	13	13	17	20		
Total Precip. (0.1mm)	1st	10	10	20	325	10	350	2930	240	5	55	175	65			
	2nd	15	95		270	145	10	135	1220	365	325	5	10			
	3rd	120	25	195	30	80	645	1675	1370		35	45	105			

Element		1	2	3	4	5	6	7	8	9	10	11	12		
(0.1 )	Air Temp.														
	Mean	- 60	- 42	21	107	157	193	238	217	163	106	3	- 71	86	
	Mean Max.	10	29	97	190	240	272	287	270	244	189	72	- 9	158	
	Mean Min.	- 121	- 111	- 46	26	79	122	204	179	104	48	- 59	- 133	24	
	Highest	85	105	172	273	286	335	325	329	276	256	168	63	335	
	Date	8	28	19	30	20	23	6	5	4	2	1	23	06/23	
	Lowest	- 199	- 183	- 113	- 39	19	51	167	103	18	- 66	- 130	- 215	- 215	
Date	23	2	8	2	6	11	1	30	29	31	19	13	12/13		
(0.1mm)	Precip.														
	00~24h Total	120	65	175	575	235	330	5330	3365	315	140	285	95	11030	
	Highest. 1 Daily	75	35	70	225	125	120	1200	605	170	95	125	65	1200	
	Date	27	19	31	5	13	7	8	24	19	11	3	24	07/08	
(0.1%)	Hourly	40	15	25	50	115	45	410	375	105	45	115	20	410	
	Date	27	17	31	18	13	7	8	24	19	11	3	24	07/08	
	Wind														
	Mean Speed	6	7	8	10	8	9	5	5	5	6	7	7	7	
Highest Gust Speed	94	105	103	102	108	83	70	64	73	72	86	106	108		
Dir.	NNW	WSW	WNW	N	E	NNW	N	NNW	S	NW	N	NNW	E		
Date	13	20	7	12	6	1	8	26	29	29	15	11	05/06		
(0.1%)	Hourly Occurrence Maximum Speed														
	NNE	20	30	20	30	27	20	11	13	9	15	18	28	30	
	NE	16	27	22	33	16	17	10	7	13	8	15	26	33	
	ENE	22	22	16	26	19	14	11	7	8	10	15	9	26	
	E	29	9	21	21	24	28	9	12	15	12	22	25	29	
	ESE	25	22	23	23	26	18	17	12	26	14	22	20	26	
	SE	29	19	16	23	30	16	12	17	14	17	35	30	35	
	SSE	21	26	28	20	27	22	13	12	16	23	33	30	33	
	S	30	26	33	27	42	24	7	6	19	10	31	28	42	
	SSW	34	19	27	29	33	14	10	5	13	9	25	16	34	
	SW	27	23	23	37	19	15	12	9	22	11	23	20	37	
	WSW	16	17	18	32	27	17	14	13	16	21	19	23	32	
	W	13	27	21	36	27	20	14	14	13	20	24	13	36	
	WNW	26	28	31	27	28	30	17	20	16	22	29	15	31	
	NW	27	36	45	36	35	32	29	23	25	31	32	37	45	
	NNW	35	44	41	40	31	36	32	28	31	36	36	34	44	
	N	30	36	27	38	29	34	20	18	23	29	24	37	38	
	(0.1%)	Hourly Occurrence Percentage													
		CALM	549	539	509	382	384	372	575	565	542	570	458	510	497
		NNE	16	15	4	14	17	15	7	15	4	8	15	16	12
NE		7	10	5	10	12	8	9	8	1	4	13	20	9	
ENE		8	7	13	13	11	7	8	5	6	8	13	15	9	
E		16	10	20	15	20	14	17	16	8	22	27	30	18	
ESE		58	54	52	72	175	142	91	95	136	102	81	94	96	
SE		52	43	39	76	66	38	32	40	32	24	71	57	48	
SSE		19	18	19	28	26	8	9	12	17	11	31	30	19	
S		12	12	11	22	22	15	5	5	11	3	18	12	12	
SSW		20	9	9	25	13	13	12	1	6	3	10	4	10	
SW		11	6	11	21	13	3	5	3	10	4	18	5	9	
WSW		9	9	16	25	13	10	7	7	14	15	13	19	13	
W		17	24	36	43	30	21	17	16	15	24	22	18	24	
WNW	54	46	63	63	62	83	70	55	89	62	73	39	63		
NW	50	70	47	57	58	75	31	32	32	27	42	46	47		
NNW	54	91	89	71	54	119	58	81	60	69	75	53	72		
N	47	37	55	64	24	57	44	43	18	46	21	30	41		



Element		1	2	3	4	5	6	7	8	9	10	11	12			
Number of Days With Classified	Daily Max. Temp.	0.0	14	4									3	16	37	
		0.1 ~ 10.0	17	23	18								17	14	89	
		10.1 ~ 20.0		1	13	18	7	1				1	20	10	71	
		20.1 ~ 30.0				12	24	21	20	22	29	11				139
		30.1						8	11	9						28
	Daily Mean Temp.	- 5.0	20	11										7	21	59
		- 4.9 ~ 0.0	9	14	6									9	7	45
		0.1 ~ 10.0	2	3	25	10						1	15	12	2	70
		10.1 ~ 20.0				20	31	14		7	29	16	2			119
		20.1						16	31	24						71
	Daily Min. Temp.	- 15.0	11	4											13	28
		- 14.9 ~ - 5.0	16	22	14							1	17	13	83	
		- 4.9 ~ 0.0	4	2	15	8						3	9	4	45	
		0.1 ~ 10.0			2	22	21	7				12	21	4		89
		10.1					10	23	31	31	18	6				119
	Daily Precip.	0.1mm	4	3	6	7	5	9	16	12	5	3	4	4	78	
		10.0mm				2	1	1	8	7	2		1		22	
		30.0mm							7	6					13	
		80.0mm							2						2	
		100.0mm							1						1	
	Hourly Max. Precip.	1.0mm	3	2	3	5	4	7	13	11	4	2	4	3	61	
6.0mm						1		8	6	1		1		17		
10.0mm						1		7	6	1		1		16		
20.0mm								6	4					10		
30.0mm								2	1					3		
Daily Max. Wind Speed	0.5 ~ 3.3%	11	5	2	1	3	1	10	7	13	13	8	9	83		
	3.4 ~ 7.9%	16	22	24	25	25	28	21	24	17	18	18	20	258		
	8.0 ~ 13.8%	4	1	5	4	3	1					4	1	23		
	13.9%															
10 - Day Summary	Mean Temp. (0.1 )	1st	- 12	- 61	- 6	95	152	165	235	248	181	150	68	- 56		
		2nd	- 76	- 41	34	109	150	195	245	214	157	99	- 23	- 112		
		3rd	- 90	- 21	33	118	167	219	235	193	150	74	- 35	- 45		
	Mean Max. Temp. (0.1 )	1st	58	5	62	172	239	242	284	309	256	211	143	7		
		2nd	- 8	37	124	187	229	283	301	258	240	183	43	- 46		
		3rd	- 17	52	105	211	252	293	276	247	237	176	30	10		
	Mean Min. Temp. (0.1 )	1st	- 63	- 122	- 71	20	64	92	200	206	132	109	1	- 120		
		2nd	- 134	- 117	- 47	38	80	113	207	182	97	39	- 82	- 182		
		3rd	- 162	- 90	- 22	20	91	161	206	152	85	2	- 95	- 98		
	Mean Wind Speed (0.1%)	1st	5	6	10	8	9	9	5	5	4	6	7	6		
		2nd	9	8	7	11	8	9	4	5	7	6	9	7		
		3rd	6	7	6	11	7	8	6	5	6	6	7	6		
Total Precip. (0.1mm)	1st			5	300	35	260	3745	585	15	45	185	10			
	2nd		60	5	275	135	5	115	1145	270	95	10	15			
	3rd	120	5	165		65	65	1470	1635	30		90	70			

Element		1	2	3	4	5	6	7	8	9	10	11	12				
(0.1 )	Air Temp.	Mean	- 52	- 35	23	109	162	198	243	222	172	114	15	- 57	93		
	Mean Max.	13	32	100	190	242	274	290	273	250	191	78	- 4	161			
	Mean Min.	- 113	- 105	- 45	32	88	130	210	184	108	51	- 50	- 114	31			
	Highest	91	97	170	265	290	324	332	331	279	252	179	79	332			
	Date	8	28	19	30	3	23	6	5	26	2	2	23	07/06			
	Lowest	- 201	- 189	- 100	- 40	28	63	181	103	19	- 60	- 136	- 186	- 201			
	Date	31	2	8	2	6	4	1	30	29	30	24	14	01/31			
(0.1mm)	Precip.	00~24h Total	85	110	200	555	350	780	4540	3650	235	160	320	80	11065		
		Highest. 1	Daily	40	60	70	160	185	370	980	630	120	90	240	60	980	
	Date	27	17	31	18	13	28	8	24	19	11	3	24	07/08			
	Hourly	Date	25	25	30	55	175	290	340	475	65	35	125	20	475		
(0.1%)	Wind	Mean Speed	8	9	8	11	9	9	6	7	7	7	11	12	9		
		Highest Gust Speed	111	66	84	95	105	82	66	87	87	64	88	68	111		
(0.1%)	Wind Directions Only	Dir.	S	SW	SSW	SSW	WSW	WNW	WNW	S	SSW	S	SSW	NNW	S		
		Date	26	20	8	14	6	1	25	24	29	22	10	11	01/26		
		Hourly Occurrence Maximum Speed	NNE	33	21	29	24	18	20	13	18	20	24	34	32	34	
			NE	23	20	14	20	20	16	15	12	22	17	19	21	23	
			ENE	19	19	21	24	21	13	13	11	14	21	18	14	24	
			E	23	23	19	23	16	14	16	15	14	18	30	24	30	
			ESE	18	23	22	22	19	19	15	13	17	23	32	23	32	
			SE	23	32	33	34	24	27	24	19	22	24	29	30	34	
			SSE	19	24	30	35	46	31	33	26	32	33	23	32	46	
			S	18	24	22	34	44	34	23	29	35	28	19	19	44	
			SSW	48	36	36	46	67	38	20	16	36	32	35	30	67	
			SW	21	18	27	29	10	8	13	13	13	8	24	20	29	
			WSW	6	5	24	7	20	17	9	5	9	16	8	5	24	
			W	18	5	12	23	10	12	6	10	18	12	5		23	
			WNW	5	18		15	13	11	16	8	14	9	7	28	28	
			NW	13	30	21	24	16	20	27	17	28	15	17	15	30	
		NNW	30	29	25	37	35	31	28	25	23	32	33	31	37		
		N	30	33	29	33	27	22	21	21	21	30	34	45	45		
		(0.1%)	Hourly Occurrence Percentage	CALM	433	396	444	300	374	349	441	435	488	513	341	296	401
				NNE	89	74	67	81	56	50	47	63	34	36	99	114	68
NE	38			45	40	33	26	15	17	20	18	12	33	24	27		
ENE	30			39	20	24	28	24	36	16	8	4	21	13	22		
E	30			28	13	18	15	17	20	16	13	17	21	32	20		
ESE	20			16	11	15	32	26	30	12	18	15	22	39	21		
SE	16			15	27	42	31	32	47	27	24	24	26	39	29		
SSE	16			33	19	44	54	64	52	56	43	48	35	35	42		
S	39			43	42	86	90	83	60	60	81	51	26	30	58		
SSW	85			113	121	136	99	71	24	34	36	70	97	58	78		
SW	4			9	13	13	5	7	7	5	13	3	6	9	8		
WSW	1			1	3	8	8	3	3	1	6	3	3	1	3		
W	3			4	7	7	1	7	3	4	3	5	3		4		
WNW	1			1		1	3	1	5	4	8	5	4	4	3		
NW	9			6	11	10	11	13	8	11	29	12	10	5	11		
NNW	46			45	52	56	59	119	78	91	90	93	60	69	72		
N	141	131	110	126	108	119	121	142	88	87	193	231	133				

Element		1	2	3	4	5	6	7	8	9	10	11	12			
Number of Days With Classified	Daily Max. Temp.	0.0	13	4									1	18	36	
		0.1 ~ 10.0	18	24	15								18	13	88	
		10.1 ~ 20.0			16	18	6	1				21	11		73	
		20.1 ~ 30.0				12	25	23	19	23	29	10				141
		30.1						6	12	8						26
	Daily Mean Temp.	- 5.0	18	8									3	17	46	
		- 4.9 ~ 0.0	8	17	6								10	10	51	
		0.1 ~ 10.0	5	3	25	9						9	12	4	67	
		10.1 ~ 20.0				21	30	14		6	27	22	5		125	
		20.1					1	16	31	25	2				75	
	Daily Min. Temp.	- 15.0	9	2										9	20	
		- 14.9 ~ - 5.0	16	24	13							2	14	18	87	
		- 4.9 ~ 0.0	6	2	17	8						1	12	4	50	
		0.1 ~ 10.0			1	21	19	6			10	22	4		83	
		10.1				1	12	24	31	31	19	6			124	
	Daily Precip.	0.1mm	5	6	6	8	5	5	16	15	4	4	4	4	82	
		10.0mm				2	1	3	8	9	1		1		25	
		30.0mm						1	6	6					13	
		80.0mm							1						1	
		100.0mm														
Hourly Max. Precip.	1.0mm	3	2	5	5	5	4	13	15	3	2	2	2	61		
	6.0mm					1	2	7	8	1		1		20		
	10.0mm					1	2	7	8			1		19		
	20.0mm						1	3	3					7		
	30.0mm							1	1					2		
Daily Max. Wind Speed	0.5 ~ 3.3%	3	2	1					6	4	2	2	2	1	23	
	3.4 ~ 7.9%	26	26	28	25	27	29	25	26	26	29	27	30	324		
	8.0 ~ 13.8%	2		2	5	4	1		1	1		1		17		
	13.9%															
10 - Day Summary	Mean Temp. (0.1 )	1st	1	- 53	- 3	97	157	171	240	251	190	156	80	- 40		
		2nd	- 71	- 34	34	110	156	197	253	219	166	106	- 10	- 97		
		3rd	- 85	- 13	36	121	173	226	238	199	159	84	- 26	- 36		
	Mean Max. Temp. (0.1 )	1st	59	4	65	173	242	245	288	309	261	214	149	14		
		2nd	- 5	41	127	185	228	283	306	261	245	181	47	- 42		
		3rd	- 12	54	107	213	253	295	276	250	242	179	37	12		
	Mean Min. Temp. (0.1 )	1st	- 51	- 115	- 63	27	76	102	205	211	138	107	10	- 100		
		2nd	- 127	- 114	- 46	42	86	120	215	187	100	41	- 70	- 159		
		3rd	- 156	- 80	- 28	26	100	169	210	157	86	10	- 90	- 87		
	Mean Wind Speed (0.1%)	1st	8	9	10	10	10	10	8	6	5	7	10	12		
		2nd	10	10	7	12	10	9	6	8	8	6	12	13		
		3rd	7	9	8	11	8	8	6	7	8	7	10	12		
Total Precip. (0.1mm)	1st	10	15	15	225	80	405	2925	915	15	65	310	5			
	2nd	5	85	30	330	190		100	1165	200	95		5			
	3rd	70	10	155		80	375	1515	1570	20		10	70			

Element		1	2	3	4	5	6	7	8	9	10	11	12				
(0.1 )	Air Temp.	Mean	-22	-2	50	129	180	217	255	242	189	141	53	-19	118		
	Mean Max.	29	55	117	198	256	287	295	286	249	201	106	25	175			
	Mean Min.	-67	-55	-9	61	109	148	226	206	140	96	3	-62	66			
	Highest	122	131	186	282	311	355	327	345	274	264	188	92	355			
	Date	8	16	30	30	29	23	14	5	26	9	7	23	06/23			
	Lowest	-146	-103	-54	2	59	91	178	138	81	-15	-60	-127	-146			
	Date	24	2	3	3	8	4	27	31	30	31	19	14	01/24			
(0.1mm)	Precip.	00~24h Total	50	225	120	570	175	880	4405	2525	450	130	150	145	9825		
		Highest. 1	Daily	20	90	60	185	80	410	965	550	180	50	105	100	965	
	Date	29	22	25	17	13	28	3	23	19	2	26	24	07/03			
	Hourly	Date	15	30	25	70	80	415	595	300	180	25	90	50	595		
(0.1%)	Wind	Mean Speed	13	15	13	15	13	12	8	8	8	8	14	15	12		
		Highest Gust Speed	141	143	130	170	204	149	152	119	115	125	150	202	204		
		Dir.	NW	NW	W	NW	NNW	SE	WNW	SSE	NW	W	WNW	NW	NNW		
(0.1%)	Wind Directions Only	Date	14	18	9	28	13	25	14	6	19	29	15	11	05/13		
		Hourly Occurrence Maximum Speed	NNE	14	22	25	16	17	19	19	8	23	17	18	22	25	
		NE	14	14	9	22	15		22	8	13	12	18	6	22		
		ENE	18	9	18	11	22	12	15	18	17	25	31	14	31		
		E	20	28	21	19	18	16	14	15	13	26	26	17	28		
		ESE	23	27	45	45	30	37	19	23	25	18	27	15	45		
		SE	24	44	34	38	48	63	25	45	27	28	44	21	63		
		SSE	45	38	47	43	43	46	32	29	29	43	27	37	47		
		S	36	15	21	46	19	28	23	43	23	24	20	23	46		
		SSW	10	6		8	12	11	17	12	13	8	17	15	17		
		SW	7		6	11	8	8	17	18	11	10		7	18		
		WSW	7	15	10	13	9	12	9	9	8	9	9	16	16		
		W	24	17	34	11	12	16	16	12	12	16	31	41	41		
		WNW	58	46	45	44	48	36	31	25	40	36	67	59	67		
		NW	47	52	51	59	52	32	34	30	33	46	44	44	59		
		NNW	48	53	39	56	56	36	27	29	40	36	34	42	56		
		N	27	32	39	37	38	41	23	19	13	18	22	27	41		
		(0.1%)	Hourly Occurrence Percentage	CALM	163	155	161	161	204	184	411	378	283	335	151	160	230
				NNE	5	7	11	13	8	13	7	7	8	8	11	8	9
				NE	7	3	3	11	5		11	7	6	3	4	4	5
ENE	19			6	13	6	12	17	11	30	19	13	19	27	16		
E	100			67	89	62	56	56	27	55	53	61	56	63	62		
ESE	201			156	204	142	151	146	43	60	56	77	75	82	116		
SE	43			43	56	69	101	114	108	133	239	194	139	89	111		
SSE	36			25	31	27	16	76	54	94	71	73	47	27	48		
S	9			7	5	14	7	10	15	17	10	13	17	8	11		
SSW	4			1		4	7	3	7	9	7	5	1	4	4		
SW	5				3	4	1	1	5	7	10	7		4	4		
WSW	4			4	8	6	1	1	5	13	10	13	8	16	8		
W	15			16	9	7	4	7	20	15	15	24	44	31	17		
WNW	112			95	83	60	67	111	57	38	67	70	176	216	96		
NW	179	262	210	227	215	178	112	73	104	58	169	164	162				
NNW	81	122	91	151	112	70	85	47	35	32	60	86	80				
N	17	28	22	36	32	14	20	17	8	13	21	11	20				

Element		1	2	3	4	5	6	7	8	9	10	11	12			
Number of Days With Classified	Daily Max. Temp.	0.0	10	3										7	20	
		0.1 ~ 10.0	20	22	9								15	24	90	
		10.1 ~ 20.0	1	3	22	15	1	1				1	15	15		74
		20.1 ~ 30.0				12	29	17	14	19	29	16				136
		30.1					1	11	17	12						41
	Daily Mean Temp.	- 5.0	10	1											6	17
		- 4.9 ~ 0.0	11	15	1								4	15	46	
		0.1 ~ 10.0	10	12	30	3						2	21	10	88	
		10.1 ~ 20.0				24	26	8		2	23	29	5		117	
		20.1					5	21	31	29	7				93	
	Daily Min. Temp.	- 15.0	18	16	1								2	20	57	
		- 14.9 ~ - 5.0	12	12	20							1	15	10	70	
		- 4.9 ~ 0.0	1		10	25	13	1			3	16	12	1	82	
		0.1 ~ 10.0				2	18	28	31	31	27	14	1		152	
		10.1														
	Daily Precip.	0.1mm	4	4	5	6	4	8	20	14	4	5	4	5	83	
		10.0mm				2		2	10	7	3		1	1	26	
		30.0mm						2	6	3					11	
		80.0mm							1						1	
		100.0mm														
Hourly Max. Precip.	1.0mm	2	4	4	6	3	5	18	12	4	3	2	3	66		
	6.0mm				1	1	3	10	7	1		1		24		
	10.0mm						3	8	5	1				17		
	20.0mm						2	4	3					9		
	30.0mm						2	3	1					6		
Daily Max. Wind Speed	0.5 ~ 3.3%	2		1				1	2	1			2	9		
	3.4 ~ 7.9%	17	11	16	7	9	16	22	23	25	26	13	12	197		
	8.0 ~ 13.8%	11	14	14	17	17	11	7	6	4	5	15	15	136		
	13.9%	1	3		3	5	2	1				2	2	19		
10 - Day Summary	Mean Temp. (0.1 )	1st	27	- 17	25	107	173	193	258	262	200	177	98	- 6		
		2nd	- 43	2	59	130	171	219	254	241	190	137	34	- 49		
		3rd	- 46	13	64	147	194	237	254	225	177	111	26	- 5		
	Mean Max. Temp. (0.1 )	1st	78	29	86	171	249	253	298	309	256	227	162	38		
		2nd	2	66	144	196	244	298	299	279	249	193	82	1		
		3rd	9	73	121	225	272	306	290	272	242	185	75	36		
	Mean Min. Temp. (0.1 )	1st	- 15	- 61	- 29	53	100	130	228	224	155	141	39	- 48		
		2nd	- 87	- 61	- 12	67	107	134	224	212	137	95	- 11	- 98		
		3rd	- 96	- 39	12	63	118	179	226	185	129	56	- 21	- 41		
	Mean Wind Speed (0.1%)	1st	12	15	17	15	13	15	8	7	8	7	11	15		
		2nd	13	15	12	14	13	13	8	6	9	8	17	18		
		3rd	14	14	11	15	12	10	8	9	8	9	14	13		
Total Precip. (0.1mm)	1st			10	225	45	55	2145	540	10	90	35	35			
	2nd	5	135		345	80		1070	850	315	40	5	5			
	3rd	45	90	110		50	825	1190	1135	125		110	105			

		Element	1	2	3	4	5	6	7	8	9	10	11	12				
(0.1 )	Air Temp.	Mean	- 38	- 13	39	118	168	204	246	233	176	124	30	- 39	104			
		Mean Max.	30	54	118	199	254	280	289	283	251	204	104	18	174			
		Mean Min.	- 103	- 78	- 35	35	84	133	213	190	115	65	- 40	- 98	40			
		Highest	130	131	188	282	299	325	329	356	281	264	192	75	356			
		Date	8	16	30	30	29	23	6	5	9	9	7	23	08/05			
		Lowest	- 194	- 137	- 88	- 23	23	72	171	124	41	- 54	- 109	- 176	- 194			
		Date	24	2	8	3	8	4	27	30	29	31	19	20	01/24			
(0.1mm)	Precip.	00~24h Total	100	270	150	625	260	540	4865	2440	730	210	365	190	10745			
		Highest. 1	Daily	40	105	70	225	85	245	750	640	505	65	120	105	750		
			Date	29	20	25	6	10	1	24	23	19	1	26	24	07/24		
			Hourly	25	40	30	75	65	115	395	245	335	25	70	45	395		
		Date	27	20	31	6	12	1	24	24	19	1	26	24	07/24			
(0.1%)	Wind	Mean Speed	10	13	11	15	13	11	8	9	8	8	10	10	11			
		Highest Gust Speed	133	120	140	151	157	112	142	119	158	141	140	149	158			
		Dir.	SW	SW	WSW	SW	SW	SSW	WSW	SW	WSW	SW	SSW	WSW	WSW			
		Date	12	20	9	14	6	9	14	24	19	11	10	11	09/19			
(0.1%)	Wind Directions Only	Hourly Occurrence Maximum Speed	NNE	10	10	11	43	10	9	14	15	14	20	10	16	43		
			NE	10	11	23	22	11	19	14	18	17	36	11	12	36		
			ENE	36	9	21	34	32	36	26	28	35	28	13	13	36		
			E	26	11	47	41	19	29	32	32	40	54	6	10	54		
			ESE	8	13	20	55	65	35	29	32	26	48	5	7	65		
			SE	22	6	19	40	30	23	31	32	19	22	7	6	40		
			SSE	14	17	27	31	28	18	15	21	33	21	24	15	33		
			S	30	30	35	40	31	31	26	26	30	26	27	28	40		
			SSW	38	40	39	47	51	35	41	30	30	39	32	40	51		
			SW	55	50	43	63	79	49	43	42	48	44	57	41	79		
			WSW	50	56	51	60	57	41	29	47	44	46	51	67	67		
			W	13	27	29	30	33	34	22	15	15	23	11	27	34		
			WNW	30	19	28	26	31	17	17	20	14	10	30	12	31		
			NW	24	34	26	33	26	28	21	24	13	38	19	30	38		
			NNW	28	38	36	42	20	38	35	27	17	21	32	26	42		
			N	19	12	25	21	34	26	12	29	13	24	22	19	34		
			(0.1%)	Hourly Occurrence Percentage	CALM	493	402	448	300	285	279	427	367	472	500	456	457	408
					NNE	16	12	16	21	35	29	23	28	25	24	18	13	22
					NE	34	22	24	59	77	64	34	36	44	60	35	28	43
					ENE	32	21	38	63	45	56	35	42	47	26	36	36	40
E	13	19			27	36	14	35	30	67	28	39	6	7	27			
ESE	3	4			23	17	12	32	27	53	32	31	1	4	20			
SE	7	4			11	7	9	17	16	30	11	22	4	1	12			
SSE	7	16			16	16	15	32	17	32	25	19	13	8	18			
S	34	21			39	27	37	26	28	27	40	38	24	28	31			
SSW	40	52			47	41	45	54	54	59	50	44	33	31	46			
SW	176	125			63	153	131	111	124	89	81	79	147	129	117			
WSW	77	205			140	157	169	90	77	54	50	39	119	175	112			
W	8	16			17	24	30	33	23	16	17	13	11	20	19			
WNW	12	7			15	7	15	10	19	18	17	5	17	11	13			
NW	12	22			19	17	19	39	19	28	18	11	21	19	20			
NNW	17	24			32	27	18	61	27	31	15	20	38	9	27			
N	19	25	26	27	45	32	22	23	28	30	22	23	27					

Element		1	2	3	4	5	6	7	8	9	10	11	12			
Number of Days With Classified	0.0	9	3											8	20	
	0.1 ~ 10.0	21	22	10								14	23		90	
	10.1 ~ 20.0	1	3	21	16	2	1			1	1	13	16		75	
	Daily Max. Temp.				13	28	18	18	20	29	18					144
	20.1 ~ 30.0						11	13	10							34
	30.1															
	- 5.0	13	2												12	27
	- 4.9 ~ 0.0	9	16	2									12	14		53
	0.1 ~ 10.0	9	10	29	3							9	15	5		80
	Daily Mean Temp.				26	28	15		5	30	22	3				129
	10.1 ~ 20.0					3	15	31	26							75
	20.1															
	- 15.0	9													6	15
	- 14.9 ~ - 5.0	14	24	12								1	13	19		83
	- 4.9 ~ 0.0	8	3	16	3							1	13	6		50
	Daily Min. Temp.			1	3	26	21	6			9	21	4			91
	0.1 ~ 10.0						9	24	31	31	21	8				124
	10.1															
	Daily Precip.	0.1mm	6	5	5	6	5	7	20	14	4	5	7	5		89
	10.0mm			1		2		1	14	9	3		2	1		33
	30.0mm								6	3	1					10
80.0mm																
100.0mm																
Hourly Max. Precip.	1.0mm	3	4	4	6	4	6	18	12	4	5	5	4		75	
6.0mm					1	1	1	14	8	2		2			29	
10.0mm							1	8	5	2					16	
20.0mm								4	2	1					7	
30.0mm								1		1					2	
Daily Max. Wind Speed	0.5 ~ 3.3%	4	1					3	1	2		2	6		19	
3.4 ~ 7.9%		17	13	17	3	14	21	22	24	25	28	19	10		213	
8.0 ~ 13.8%		10	14	13	23	14	9	5	6	2	2	8	13		119	
13.9%				1	3	2		1		1	1	1	2		12	
10 - Day Summary	Mean Temp.	1st	14	- 26	16	109	160	179	245	256	187	168	77	- 24		
		2nd	- 61	- 13	45	119	161	202	246	232	177	121	9	- 74		
		3rd	- 65	2	55	128	183	231	248	212	163	87	3	- 21		
	Mean Max. Temp.	1st	78	31	86	184	248	245	288	310	259	230	161	33		
		2nd	9	62	145	192	242	290	298	275	251	193	75	- 8		
		3rd	5	73	121	224	270	305	282	267	243	190	75	29		
	Mean Min. Temp.	1st	- 44	- 78	- 54	38	73	111	211	211	129	120	2	- 80		
		2nd	- 126	- 91	- 45	43	85	118	209	197	115	69	- 60	- 141		
		3rd	- 137	- 60	- 9	22	95	169	218	164	101	11	- 62	- 75		
	Mean Wind Speed	1st	10	13	14	14	13	14	9	8	7	7	9	10		
		2nd	10	14	9	16	14	10	9	10	11	8	11	11		
		3rd	9	10	9	16	13	10	7	10	7	9	9	10		
Total Precip.	1st		5	15	335	100	405	2020	410	15	140	60	45			
	2nd	20	180		290	115	90	1290	720	605	70	5	25			
	3rd	80	85	135		45	45	1555	1310	110		300	120			

Element		1	2	3	4	5	6	7	8	9	10	11	12				
(0.1 )	Air Temp.	Mean	-39	-20	39	118	165	202	243	229	177	128	27	-42	102		
		Mean Max.	25	48	116	199	246	279	288	279	247	200	94	12	169		
		Mean Min.	-96	-84	-28	42	90	132	214	191	122	72	-33	-95	44		
		Highest	120	118	182	277	291	327	330	349	278	258	184	66	349		
		Date	8	16	30	30	30	23	4	5	4	8	8	23	08/05		
		Lowest	-176	-151	-90	-15	40	74	179	117	41	-39	-101	-175	-176		
		Date	23	2	8	3	8	11	1	31	29	31	19	13	01/23		
(0.1mm)	Precip.	00~24h Total	135	130	90	560	190	525	7005	3320	320	475	105	210	13065		
		Highest. 1	Daily	55	55	35	230	125	210	1515	505	185	290	75	110	1515	
			Date	29	22	27	5	23	7	10	24	11	11	10	24	07/10	
			Hourly	30	25	15	60	85	110	430	370	75	115	50	30	430	
(0.1%)	Wind	Date	27	17	27	18	23	27	2	18	19	11	10	24	07/02		
		Mean Speed	6	8	8	10	9	9	6	7	8	8	7	7	8		
		Highest Gust Speed	107	103	102	131	121	103	79	104	109	134	153	149	153		
		Dir.	SW	ESE	WSW	SSE	NW	ESE	SE	ENE	SE	SSE	NNW	SE	NNW		
(0.1%)	Wind Directions Only	Date	12	20	14	14	6	30	12	28	17	22	15	18	11/15		
		Hourly Occurrence Maximum Speed	11	10	13	13	19	15	17	16	8	11	13	17	19		
		NNE	13	20	14	21	18	12	13	13	13	11	12	12	21		
		NE	21	14	20	26	16	15	12	12	14	13	10	15	26		
		ENE	22	20	31	34	27	25	24	19	25	22	25	23	34		
		E	32	36	35	39	37	35	25	24	30	33	29	31	39		
		ESE	26	26	39	41	24	35	23	32	28	38	46	21	46		
		SE	15	19	15	22	28	15	10	30	20	23	18	10	30		
		SSE	20	19	23	29	28	11	6	17	27	22	21	21	29		
		S	14	8	15	19	26	18	7	21	7	17	16	18	26		
		SSW	13	17	17	15	26	13	6	14	12	12	21	20	26		
		SW	26	17	35	25	23	15	7	12	17	14	20	22	35		
		WSW	44	28	34	30	24	35	28	20	23	32	33	34	44		
		W	22	31	21	31	31	28	16	21	20	29	40	38	40		
		WNW	20	31	30	29	22	13	11	15	19	24	26	43	43		
		NW	16	32	25	28	24	18	24	12	8	28	19	18	32		
		NNW	23	20	20	22	22	16	13	31	16	8	20	21	31		
		(0.1%)	Hourly Occurrence Percentage	CALM	540	494	438	274	316	314	533	426	332	373	437	450	411
				NNE	3	3	4	3	12	4	15	5	3	3	1	4	5
				NE	3	6	4	6	11	6	9	5	3	4	3	4	5
ENE	5			7	7	17	12	11	14	14	8	4	6	7	9		
E	13			10	27	57	51	49	42	25	36	24	17	14	30		
ESE	121			140	151	147	165	152	112	95	115	94	102	101	124		
SE	67			57	69	63	39	68	37	76	81	86	50	54	62		
SSE	8			10	15	19	17	8	8	27	21	26	13	4	15		
S	8			10	9	15	7	6	3	15	17	9	11	15	10		
SSW	5			3	12	10	12	11	3	7	3	8	11	5	8		
SW	8			7	4	13	8	7	3	5	11	11	14	15	9		
WSW	22			9	12	22	15	20	5	14	19	12	13	27	16		
W	95			77	77	164	144	180	116	114	179	155	114	110	127		
WNW	86			125	136	149	150	138	78	142	149	171	153	146	135		
NW	7	27	23	25	15	11	5	16	14	13	32	33	18				
NNW	5	10	7	10	11	11	11	4	4	5	13	7	8				
N	3	3	5	8	14	4	5	8	4	1	11	4	6				



Element		1	2	3	4	5	6	7	8	9	10	11	12			
Number of Days With Classified	Daily Max. Temp.	0.0	11	3										10	24	
		0.1 ~ 10.0	19	22	8									19	19	87
		10.1 ~ 20.0	1	3	23	15	1	1			1	1	16	11		73
		20.1 ~ 30.0				15	29	20	19	21	29	15				148
		30.1						9	12	8						29
	Daily Mean Temp.	- 5.0	13	6											13	32
		- 4.9 ~ 0.0	10	15	3									10	13	51
		0.1 ~ 10.0	8	7	28	4						6	17	3	73	
		10.1 ~ 20.0				26	29	15		6	30	25	3		134	
		20.1					1	15	31	24					71	
	Daily Min. Temp.	- 15.0	5	1											5	11
		- 14.9 ~ - 5.0	18	25	7									12	20	82
		- 4.9 ~ 0.0	7	2	19	2						2	12	4	48	
		0.1 ~ 10.0	1		5	28	21	7			7	18	6		93	
		10.1					9	23	31	30	23	11			127	
	Daily Precip.	0.1mm	6	3	5	7	4	8	19	16	4	7	4	5	88	
		10.0mm				2	1	2	15	10	2	2		1	35	
		30.0mm							9	6					15	
		80.0mm							2						2	
		100.0mm							2						2	
	Hourly Max. Precip.	1.0mm	4	3	3	6	3	7	17	16	2	3	2	3	69	
6.0mm					1	1	3	14	10	1	1			31		
10.0mm							1	10	7		1			19		
20.0mm								6	2					8		
30.0mm								4	1					5		
Daily Max. Wind Speed	0.5 ~ 3.3%	4	2			1	1	6	5	5	2	3	4	33		
	3.4 ~ 7.9%	22	15	22	14	23	24	25	23	22	26	19	16	251		
	8.0 ~ 13.8%	5	11	9	16	6	5		2	3	3	6	8	74		
	13.9%											2	1	3		
10 - Day Summary	Mean Temp. (0.1 )	1st	12	- 37	12	106	158	178	240	254	188	167	79	- 24		
		2nd	- 58	- 18	51	116	156	200	243	229	176	122	4	- 88		
		3rd	- 67	0	53	130	178	227	247	206	168	98	- 2	- 25		
	Mean Max. Temp. (0.1 )	1st	74	24	84	185	242	251	286	306	254	225	152	28		
		2nd	7	55	143	193	231	288	295	271	247	189	67	- 24		
		3rd	- 4	71	121	220	263	299	284	261	241	187	62	24		
	Mean Min. Temp. (0.1 )	1st	- 37	- 93	- 53	39	84	107	210	215	140	122	15	- 78		
		2nd	- 115	- 90	- 28	48	83	118	211	198	119	69	- 55	- 150		
		3rd	- 133	- 65	- 6	39	100	171	221	164	107	30	- 58	- 71		
	Mean Wind Speed (0.1%)	1st	6	6	9	9	10	10	6	6	7	7	6	7		
		2nd	7	9	9	10	8	9	6	7	10	7	8	8		
		3rd	6	8	7	12	9	8	5	7	7	9	7	6		
Total Precip. (0.1mm)	1st	5		45	360	50	360	4750	510	15	175	75	90			
	2nd	15	75		200		30	1320	1435	300	295	20				
	3rd	115	55	45		140	135	935	1375	5	5	10	120			

Element		1	2	3	4	5	6	7	8	9	10	11	12					
(0.1 )	Air Temp.	Mean	- 19	- 2	56	132	181	218	252	241	194	141	49	- 18	119			
		Mean Max.	35	59	126	208	261	292	298	291	257	203	108	30	181			
		Mean Min.	- 65	- 55	- 4	67	116	157	224	208	147	93	- 4	- 64	68			
		Highest	123	137	190	279	321	345	336	353	285	269	189	95	353			
		Date	8	16	30	16	29	23	14	5	26	9	7	23	08/05			
		Lowest	- 132	- 108	- 60	6	78	106	194	141	84	- 6	- 77	- 132	- 132			
		Date	23	11	8	2	15	4	27	30	29	31	19	12	12/12			
(0.1mm)	Precip.	00~24h Total	126	295	70	739	145	220	7880	2915	910	245	135	190	13870			
		Highest. 1	Daily	85	135	45	245	55	55	2740	645	395	75	60	120	2740		
			Date	29	22	31	17	24	6	16	6	27	11	26	24	07/16		
			Hourly	40	35	25	80	40	45	805	340	160	55	40	60	805		
(0.1%)	Wind	Mean Speed	6	7	8	9	7	7	6	6	6	5	6	7	7			
		Highest Gust Speed	69	69	84	82	139	112	108	173	182	133	141	146	182			
		Dir.	SSE	NNE	ESE	S	SW	ESE	SSE	SE	S	NE	ENE	ENE	S			
		Date	26	23	9	10	29	5	10	23	30	4	18	31	09/30			
(0.1%)	Wind Directions Only	Hourly Occurrence Maximum Speed	NNE	18	16	19	24	13	15	12	14	27	24	14	19	27		
			NE	29	40	25	31	22	18	16	16	16	23	19	23	40		
			ENE	32	34	37	34	27	20	16	14	19	22	36	60	60		
			E	14	17	18	22	23	16	13	10	13	11	21	23	23		
			ESE	18	22	19	33	26	18	24	9	12	9	8	13	33		
			SE	18	23	42	33	31	26	32	28	24	15	25	24	42		
			SSE	32	16	24	33	35	24	52	25	24	22	31	23	52		
			S	22	26	21	31	25	22	34	30	32	69	37	20	69		
			SSW	20	18	22	34	17	22	20	31	18	9	16	21	34		
			SW	11	14	18	21	13	23	18	16	11	13	17	16	23		
			WSW	8	12	14	7	11	12	13	16	12	6		11	16		
			W		7	8	9	10	9	9	10	10	9	11	13	13		
			WNW	12	12	12	14	11	10	13	16	16	15	12	9	16		
			NW	8	13	10	15	6	6	13	13	15	13	14	14	15		
			NNW	11	12	7	16	11	10	9	10	15	16	16	13	16		
			N	9	10	11	16	11	12	11	12	14	25	9	17	25		
			(0.1%)	Hourly Occurrence Percentage	CALM	538	494	450	377	428	414	499	452	509	525	536	521	479
					NNE	44	30	31	26	11	25	8	24	32	71	28	19	29
					NE	82	94	81	50	36	40	17	32	51	49	57	49	53
					ENE	106	147	110	76	72	97	13	12	36	50	100	155	81
					E	11	21	24	18	23	32	11	12	10	18	38	34	21
					ESE	7	13	24	21	28	25	23	15	13	8	10	9	16
					SE	28	25	38	83	85	76	46	38	35	7	21	16	42
					SSE	30	28	55	110	107	58	109	43	39	21	24	28	55
					S	42	46	51	72	54	72	108	59	42	28	51	35	55
					SSW	26	15	36	36	26	40	40	42	21	13	22	42	30
					SW	9	3	5	10	13	22	27	24	7	8	18	13	14
WSW	5	1			3	11	24	10	13	24	7	4		8	9			
W		7			4	18	27	11	16	28	17	8	8	1	12			
WNW	51	54			58	47	49	46	43	106	99	65	42	34	58			
NW	5	4			12	14	5	11	9	38	24	39	22	15	17			
NNW	9	9	5	7	8	13	5	27	29	46	4	8	14					
N	5	7	12	22	4	7	12	24	31	39	19	12	16					

Element		1	2	3	4	5	6	7	8	9	10	11	12			
Number of Days With Classified	Daily Max. Temp.	0.0	8	1										7	16	
		0.1 ~ 10.0	20	23	5								14	24	86	
		10.1 ~ 20.0	3	4	26	12	1	1				15	16		78	
		20.1 ~ 30.0				18	29	16	16	18	30	16				143
		30.1					1	13	15	13						42
	Daily Mean Temp.	-5.0	9	1											6	16
		-4.9 ~ 0.0	12	14	1								5	15	47	
		0.1 ~ 10.0	10	13	30	2						2	20	10	87	
		10.1 ~ 20.0				28	24	7		3	17	27	5		111	
		20.1					7	23	31	28	13	2			104	
	Daily Min. Temp.	-15.0														
		-14.9 ~ -5.0	20	16	1								3	20	60	
		-4.9 ~ 0.0	9	12	16							2	13	10	62	
		0.1 ~ 10.0	2		14	26	8				2	16	14	1	83	
		10.1				4	23	30	31	31	28	13			160	
	Daily Precip.	0.1mm	6	5	3	7	5	7	20	17	6	5	3	7	91	
		10.0mm		1		3				15	8	2		1	30	
		30.0mm							9	4	2				15	
		80.0mm							2						2	
		100.0mm							1						1	
	Hourly Max. Precip.	1.0mm	4	5	2	6	3	6	19	16	5	5	3	5	79	
6.0mm					1			14	7	3			1	26		
10.0mm								12	6	1				19		
20.0mm								7	2					9		
30.0mm								3	2					5		
Daily Max. Wind Speed	0.5 ~ 3.3%	7	2					5	9	7	6	1	2	39		
	3.4 ~ 7.9%	24	26	29	29	27	27	23	17	13	18	25	20	278		
	8.0 ~ 13.8%			2	1	3	3	3	4	5	5	3	8	37		
	13.9%					1			1	5		1	1	9		
10 - Day Summary	Mean Temp. (0.1 )	1st	29	-18	27	120	173	194	248	260	205	177	96	-3		
		2nd	-43	1	65	130	173	222	251	238	194	136	29	-48		
		3rd	-41	14	75	147	196	238	258	227	184	114	21	-4		
	Mean Max. Temp. (0.1 )	1st	86	33	94	192	253	260	289	315	263	229	163	43		
		2nd	8	69	149	202	253	304	302	279	258	192	86	4		
		3rd	12	79	135	230	277	311	302	280	250	190	74	41		
	Mean Min. Temp. (0.1 )	1st	-15	-59	-29	63	109	135	224	225	161	139	40	-50		
		2nd	-86	-62	-5	68	110	150	222	212	145	88	-22	-102		
		3rd	-92	-40	20	69	128	184	227	188	134	56	-29	-43		
	Mean Wind Speed (0.1%)	1st	6	7	9	9	7	9	7	5	5	6	5	6		
		2nd	6	8	6	9	8	7	6	6	7	6	7	8		
		3rd	6	7	8	10	7	6	6	7	5	5	6	6		
Total Precip. (0.1mm)	1st			20	265	80	100	2770	1160	60	155	40	30			
	2nd	15	160		474	10		3085	620	455	90		10			
	3rd	111	135	50		55	120	2025	1135	395		95	150			

Element		1	2	3	4	5	6	7	8	9	10	11	12				
(0.1 )	Air Temp.	Mean	61	63	89	147	184	212	271	275	232	186	123	63	159		
		Mean Max.	102	108	130	188	229	250	299	311	272	228	170	100	199		
		Mean Min.	27	17	46	106	139	177	248	243	195	150	79	29	121		
		Highest	167	165	171	249	291	289	356	359	295	268	235	160	359		
		Date	29	17	19	29	29	15	25	7	1	3	3	24	08/07		
		Lowest	- 18	- 25	- 12	45	83	140	226	197	167	73	41	- 4	- 25		
		Date	31	10	7	2	27	14	12	27	29	30	30	14	02/10		
(0.1mm)	Precip.	00~24h Total	365	840	375	1955	410	1620	610	1765	840	2510	75	290	11655		
		Highest. 1	Daily	125	530	110	1170	150	885	205	630	210	1335	45	120	1335	
			Date	29	22	20	6	12	6	30	20	7	1	29	24	10/01	
			Hourly	50	140	35	205	50	130	205	380	185	350	40	55	380	
(0.1%)	Wind	Mean Speed	24	26	20	17	15	14	12	16	17	15	19	24	18		
		Highest Gust Speed	186	177	162	137	145	125	117	115	167	164	137	166	186		
		Dir.	NW	WNW	NW	ESE	NNE	ESE	NE	SE	SE	NW	NNE	WNW	NW		
		Date	20	9	2	9	26	20	26	19	16	29	30	24	01/20		
(0.1%)	Wind Directions Only	Hourly Occurrence Maximum Speed	NNE	17	21	18	35	37	17	10	23	23	48	35	24	48	
			NE	16	13	12	28	12	10	15	15	33	22	15	13	33	
			ENE	26	16	19	27	15	28	10	19	36	25	21	10	36	
			E	39	28	27	48	36	31	36	36	46	29	20	10	48	
			ESE	36	43	37	55	47	41	42	41	56	42	27	21	56	
			SE	33	40	40	34	45	49	42	49	46	45	38	16	49	
			SSE	22	29	24	27	23	35	27	40	25	36	20	15	40	
			S	16	31	23	25	24	19	23	35	27	23	23	46	46	
			SSW	16	30	29	43	22	23	21	20	34	38	20	43	43	
			SW	16	40	28	47	37	40	42	36	38	59	33	38	59	
			WSW	20	47	34	48	37	48	40	33	32	39	29	35	48	
			W	12	37	29	31	31	26	24	30	27	26	24	31	37	
			WNW	35	35	50	38	32	13	19	31	28	26	18	44	50	
			NW	88	76	75	59	47	52	35	37	52	52	55	75	88	
			NNW	62	69	62	50	46	36	28	28	40	64	51	62	69	
		N	53	67	53	45	44	29	15	26	38	52	48	50	67		
		(0.1%)	Hourly Occurrence Percentage	CALM	46	28	83	151	199	196	133	48	46	52	26	17	86
				NNE	36	70	99	51	52	50	36	58	100	159	108	82	75
				NE	36	27	34	24	35	24	23	46	58	60	54	12	36
				ENE	35	13	15	15	5	13	11	26	47	32	31	11	21
				E	48	15	26	47	59	65	30	47	93	78	13	1	44
				ESE	34	30	32	82	109	100	79	108	94	44	13	11	61
				SE	23	6	38	76	67	91	98	114	72	47	22	5	55
				SSE	17	15	20	35	47	63	121	44	31	28	17	5	37
				S	11	34	46	43	43	54	62	71	22	30	18	11	37
				SSW	4	37	60	36	32	39	74	38	18	31	22	8	33
				SW	4	16	12	21	27	35	91	48	33	44	26	13	31
WSW	1			25	15	32	27	24	63	60	19	23	22	13	27		
(0.1%)	Hourly Occurrence Percentage	W	1	4	7	17	23	7	20	13	18	16	17	5	12		
		WNW	19	15	15	28	26	11	11	19	18	8	8	9	16		
		NW	138	185	177	103	70	75	31	70	61	63	94	198	105		
		NNW	366	329	184	149	74	70	39	99	106	112	260	352	177		
		N	180	150	137	90	105	84	78	90	163	172	249	245	145		

Element		1	2	3	4	5	6	7	8	9	10	11	12		
Number of Days With Classified	Daily Max. Temp.	0.0													
		0.1 ~ 10.0	15	9	4									17	45
		10.1 ~ 20.0	16	19	27	21	2					2	24	14	125
		20.1 ~ 30.0				9	29	30	15	8	30	29	6		156
	Daily Mean Temp.	30.1							16	23					39
		- 5.0													
		- 4.9 ~ 0.0		1											1
		0.1 ~ 10.0	25	24	23	1							9	28	110
	Daily Min. Temp.	10.1 ~ 20.0	6	3	8	29	27	6				21	21	3	124
		20.1					4	24	31	31	30	10			130
		- 15.0													
		- 14.9 ~ - 5.0	9	6	1									1	17
	Daily Precip.	- 4.9 ~ 0.0	21	22	29	14	1					2	25	30	144
		0.1 ~ 10.0	1		1	16	30	30	31	31	30	29	5		204
		10.1	6	10	11	5	7	8	9	11	8	8	4	9	96
		0.1mm	2	2	1	4	1	3	2	4	4	5		1	29
	Hourly Max. Precip.	10.0mm		1		2		2		2		2			9
		30.0mm				1		1			1				3
		80.0mm				1		1			1				2
		100.0mm				1					1				2
Daily Max. Wind Speed	1.0mm	5	7	8	5	6	5	5	10	6	7	2	8	74	
	6.0mm		1		3		2	3	5	3	4			21	
	10.0mm		1		2		2	2	3	2	3			15	
	20.0mm				1			1	2	2	2			6	
Daily Max. Wind Speed	30.0mm								1		1			2	
	0.5 ~ 3.3%			1		1	1					1		4	
	3.4 ~ 7.9%	8	7	13	14	15	17	26	19	15	18	13	9	174	
	8.0 ~ 13.8%	19	13	12	16	14	12	5	12	13	12	16	16	160	
10 - Day Summary	Mean Temp.	13.9%	4	8	5		1			2	1		6	27	
		1st	97	54	71	137	178	203	259	288	240	217	153	72	
		2nd	42	69	97	150	179	211	270	266	235	185	106	44	
	Mean Max. Temp.	3rd	47	68	98	155	193	223	281	272	222	159	111	72	
		1st	133	92	113	173	220	245	278	324	280	253	203	108	
		2nd	84	119	141	192	226	252	298	304	274	223	156	80	
	Mean Min. Temp.	3rd	90	113	135	198	241	252	320	307	263	211	152	111	
		1st	62	20	31	103	143	164	246	255	200	184	103	38	
		2nd	10	12	50	106	130	168	246	235	198	155	67	12	
	Mean Wind Speed	3rd	10	21	57	111	144	198	253	239	188	114	68	36	
		1st	19	28	27	17	20	18	11	17	14	16	18	23	
		2nd	28	27	16	20	12	14	10	17	19	11	20	26	
Total Precip.	3rd	25	24	17	15	13	9	15	15	18	18	18	24		
	1st	190	255	15	1350	210	930	30	265	490	2210	5	90		
	2nd	35	55	140	440	150	170	215	1410	200	300	5	55		
(0.1mm)		3rd	140	530	220	165	50	520	365	90	150	65	145		

Element		1	2	3	4	5	6	7	8	9	10	11	12				
(0.1 )	Air Temp.	Mean	25	26	59	131	173	198	261	249	201	153	83	27	132		
	Mean Max.	61	71	101	179	229	251	309	298	245	192	133	61	178			
	Mean Min.	- 5	- 16	19	84	123	156	225	213	165	123	39	- 3	94			
	Highest	144	155	161	254	281	285	341	333	307	267	220	128	341			
	Date	29	16	29	30	30	18	21	24	6	10	10	23	07/21			
	Lowest	- 51	- 45	- 21	31	66	109	197	155	121	35	8	- 43	- 51			
	Date	26	11	3	3	27	4	12	30	30	31	19	14	01/26			
(0.1mm)	Precip.	00~24h Total	570	310	835	800	475	680	710	1200	1185	1985	245	445	9440		
		Highest. 1 Daily	185	170	255	210	255	350	245	530	415	800	100	140	800		
	Hourly	50	25	65	80	120	65	110	170	145	230	45	65	230			
	Date	8	22	25	17	12	29	11	14	11	2	29	10	10/02			
(0.1%)	Wind	Mean Speed	27	30	24	22	21	19	17	20	22	23	21	27	23		
		Highest Gust Speed	190	168	173	147	159	161	125	145	128	162	123	174	190		
(0.1%)	Wind Directions Only	Dir.	NW	SSW	WNW	SSE	ESE	ESE	W	SSE	E	WNW	NW	NNW	NW		
		Date	20	20	1	6	9	6	10	13	16	29	24	24	01/20		
		Hourly Occurrence Maximum Speed	23	26	26	46	30	41	29	34	23	25	23	12	46		
		NNE	20	39	31	25	21	36	35	33	33	38	24	29	39		
		NE	33	26	41	28	29	42	34	43	49	47	29	26	49		
		ENE	55	54	50	59	58	47	41	44	67	52	15	22	67		
		E	47	55	42	63	58	62	48	52	62	45	20	9	63		
		ESE	33	68	35	29	70	51	48	66	53	27	41	20	70		
		SE	33	40	38	40	50	39	36	34	51	48	33	35	51		
		SSE	30	35	35	46	40	31	34	36	33	40	38	36	46		
		S	6	41	32	41	16	11	21	16	22	34	15	7	41		
		SSW	14	43	36	24	22	25	21	16	20	14	10	20	43		
		SW	24	35	41	49	34	11	29	28	16	11	14	26	49		
		WSW	65	63	74	66	61	42	45	51	58	56	50	66	74		
		W	95	77	84	68	63	59	46	60	61	74	61	86	95		
		WNW	93	70	64	43	37	42	38	37	32	65	60	82	93		
		NW	29	33	27	34	30	32	26	31	28	24	29	57	57		
		NNW	28	26	27	38	28	50	29	26	18	42	37	34	50		
		(0.1%)	Hourly Occurrence Percentage	CALM	59	75	95	71	106	129	87	101	79	39	88	67	83
				NNE	12	9	39	38	35	49	74	43	14	27	18	7	31
NE	5			21	27	25	16	39	69	34	18	35	15	9	26		
ENE	9			7	22	21	13	31	46	28	39	62	7	9	25		
E	40			10	26	25	19	57	52	55	122	102	6	4	43		
ESE	52			15	30	46	52	80	66	95	106	148	11	1	59		
SE	15			9	19	22	60	31	48	63	85	58	13	3	36		
SSE	20			42	56	57	105	101	127	91	93	81	64	32	73		
S	93			94	117	103	124	108	136	140	138	151	197	97	125		
SSW	3			10	8	22	4	7	20	8	14	11	7	12	11		
SW	5			24	11	18	16	6	11	12	1	5	6	15	11		
WSW	55			85	58	119	54	18	19	30	28	7	51	69	49		
W	140			119	118	153	75	46	35	77	72	48	110	151	95		
WNW	298			328	207	110	128	105	62	103	103	82	167	309	166		
NW	144	110	60	49	69	70	43	46	50	81	158	163	87				
NNW	31	21	48	57	63	59	46	35	21	24	51	38	41				
N	17	19	59	65	60	66	59	39	18	40	32	15	41				

Element		1	2	3	4	5	6	7	8	9	10	11	12			
Number of Days With Classified	Daily Max. Temp.	0.0	1	3											4	
		0.1 ~ 10.0	23	19	16	1							6	27	92	
		10.1 ~ 20.0	7	6	15	20	4					1	21	22	4	100
		20.1 ~ 30.0				9	27	30	8	15	28	10	2			129
		30.1							23	16	1					40
	Daily Mean Temp.	- 5.0														
		- 4.9 ~ 0.0	10	5											4	19
		0.1 ~ 10.0	21	23	30	4						2	21	27	128	
		10.1 ~ 20.0			1	25	27	14		1	16	28	9		121	
	Daily Min. Temp.	20.1				1	4	16	31	30	14	1			97	
		- 15.0														
		- 14.9 ~ - 5.0	1												1	
		- 4.9 ~ 0.0	19	24	8										19	70
	Daily Precip.	0.1 ~ 10.0	11	4	23	21	4					8	29	12	112	
		10.1				9	27	30	31	31	30	23	1		182	
		0.1mm	10	5	11	8	7	9	8	13	11	12	7	10	111	
		10.0mm	2	1	3	3	1	2	3	4	3	5	1	1	29	
	Hourly Max. Precip.	30.0mm						1		1	2	2			6	
		80.0mm										1			1	
		100.0mm														
		1.0mm	7	4	9	7	6	6	7	13	11	10	3	6	89	
Daily Max. Wind Speed	6.0mm			2	1	1	1	3	3	2	4		1	18		
	10.0mm					1		2	2	2	1			8		
	20.0mm										1			1		
	30.0mm															
Daily Max. Wind Speed	0.5 ~ 3.3%															
	3.4 ~ 7.9%	13	9	18	12	14	20	20	19	20	21	16	13	195		
	8.0 ~ 13.8%	15	13	10	14	16	9	11	11	10	9	14	16	148		
10 - Day Summary	Mean Temp.	13.9%	3	6	3	4	1	1		1		1	2	22		
		1st	59	13	41	116	164	188	257	264	211	187	113	35		
		2nd	7	33	66	134	169	198	256	244	201	147	67	10		
	Mean Max. Temp.	(0.1 )	11	34	68	144	186	209	269	240	191	127	69	37		
		1st	91	49	84	156	215	246	306	309	255	231	171	71		
		2nd	38	89	112	191	226	253	306	294	240	176	118	36		
	Mean Min. Temp.	3rd	54	78	106	191	246	253	315	293	240	172	110	76		
		1st	31	- 16	3	78	121	137	223	234	179	154	60	2		
		2nd	- 17	- 23	19	85	116	152	217	212	165	124	30	- 17		
Mean Wind Speed	(0.1 )	- 27	- 6	33	91	131	178	233	195	152	93	29	5			
	1st	24	30	34	21	27	22	16	23	20	21	21	26			
	2nd	30	31	20	24	17	21	16	21	25	23	20	30			
Total Precip.	(0.1%)	28	27	19	21	18	13	19	16	22	24	22	25			
	1st	465	75	15	345	215	70	35	180	505	1265	10	80			
	2nd	20	65	270	360	255	195	370	640	585	720	115	125			
(0.1mm)	3rd	85	170	550	95	5	415	305	380	95		120	240			

Element		1	2	3	4	5	6	7	8	9	10	11	12				
(0.1 )	Air Temp.	Mean	55	58	82	144	179	206	262	266	220	174	107	52	150		
		Mean Max.	99	103	126	187	230	248	293	302	253	202	142	80	189		
		Mean Min.	19	10	37	99	128	165	238	239	193	147	72	24	114		
		Highest	165	170	182	240	301	284	342	347	298	270	227	140	347		
		Date	29	17	29	29	29	15	24	24	6	10	7	24	08/24		
		Lowest	-22	-30	-7	48	76	124	210	188	154	81	27	-13	-30		
		Date	31	11	7	2	27	14	12	30	30	31	30	14	02/11		
(0.1mm)	Precip.	00~24h Total	405	1080	355	2235	555	1745	685	1760	805	1915	180	370	12090		
		Highest. 1	Daily	120	635	80	1305	185	935	320	550	335	720	95	95	1305	
			Date	29	22	20	6	12	6	31	14	7	2	29	24	04/06	
			Hourly	50	150	35	205	55	115	285	295	200	225	35	60	295	
(0.1%)	Wind	Date	29	22	29	17	12	6	31	8	11	2	29	24	08/08		
		Mean Speed	29	31	25	23	20	17	18	25	23	25	30	39	25		
		Highest Gust Speed	156	163	158	131	132	114	124	121	138	171	145	183	183		
		* Dir.	NW	NW	WNW	NNW	NW	W	S	W	E	SSE	NNW	NW	NW		
(0.1%)	Wind Directions Only	Date	20	9	2	27	26	7	31	8	16	1	18	24	12/24		
		Hourly Occurrence Maximum Speed	NNE	32	58	51	51	43	30	29	49	33	47	56	32	58	
			NE	26	46	35	52	22	19	37	54	51	65	34	31	65	
			ENE	51	29	28	59	51	46	30	47	73	57	37	26	73	
			E	47	48	42	64	49	42	34	47	62	43	24	17	64	
			ESE	48	44	38	44	55	44	46	55	48	52	42	21	55	
			SE	32	35	49	36	47	48	53	56	50	54	46	20	56	
			SSE	41	30	48	38	40	39	63	61	44	47	50	32	63	
			S	23	30	33	30	25	27	75	66	30	107	34	54	107	
			SSW	20	29	28	32	25	29	38	59	51	65	37	39	65	
			SW	18	29	26	26	36	35	29	46	26	66	30	35	66	
			WSW	25	54	33	40	34	28	32	34	35	30	36	64	64	
			W	58	55	64	63	61	46	42	65	54	42	57	87	87	
			WNW	89	79	77	63	56	60	21	63	56	44	59	80	89	
			NW	74	78	78	69	49	51	24	57	41	93	75	107	107	
			NNW	64	62	64	49	54	29	42	45	39	91	84	105	105	
		N	52	57	51	51	42	31	22	35	30	45	58	72	72		
		(0.1%)	Hourly Occurrence Percentage	CALM	12	4	16	76	88	88	80	22	33	52	65	30	47
				NNE	125	170	179	97	116	106	22	37	13	27	17	12	76
				NE	31	37	42	38	47	42	15	28	40	87	24	9	37
				ENE	62	15	17	43	54	51	12	30	71	148	8	5	43
				E	42	36	38	69	82	89	10	54	93	78	7	4	50
				ESE	35	18	17	50	77	75	33	54	63	66	7	5	42
				SE	36	18	32	46	35	46	50	101	100	39	17	4	44
				SSE	23	24	35	56	53	67	90	66	65	38	50	8	48
				S	9	28	57	45	57	97	94	93	43	59	60	34	56
				SSW	5	31	34	31	47	40	113	115	89	74	131	96	67
SW	11			18	26	29	26	26	132	57	51	27	50	69	44		
WSW	3			13	15	28	19	18	95	76	58	20	49	51	37		
W	40	39	39	67	55	32	76	68	71	36	58	42	52				
WNW	134	199	172	90	59	72	39	48	49	58	67	63	87				
NW	203	158	75	105	59	47	69	59	88	85	195	245	116				
NNW	99	80	51	71	36	24	29	61	51	83	174	280	87				
N	129	112	155	59	90	81	42	30	22	23	22	43	67				



Element		1	2	3	4	5	6	7	8	9	10	11	12		
Number of Days With Classified	Daily Max. Temp.	0.0													
		0.1 ~ 10.0	15	10	4								4	23	56
		10.1 ~ 20.0	16	18	27	21	2					18	24	8	134
		20.1 ~ 30.0				8	28	30	17	12	30	13	2		140
	Daily Mean Temp.	30.1					1		13	18					32
		- 5.0													2
		- 4.9 ~ 0.0	1	1											
		0.1 ~ 10.0	25	25	25	1							14	29	119
	Daily Min. Temp.	10.1 ~ 20.0	5	2	6	28	27	9			2	26	16	2	123
		20.1					4	21	30	29	28	5			117
		- 15.0													
		- 14.9 ~ - 5.0	9	10	2									7	28
	Daily Precip.	- 4.9 ~ 0.0	22	18	29	15	3					2	26	24	139
		0.1 ~ 10.0				14	28	30	30	30	30	29	4		195
		10.1													
		0.1mm	8	10	10	7	8	8	8	11	9	10	6	12	107
	Hourly Max. Precip.	10.0mm	2	2		4	2	4	2	3	2	5			26
		30.0mm		1		2		2	1	3	1	2			12
		80.0mm				1		1							2
		100.0mm				1									1
1.0mm		5	8	8	6	6	5	8	11	7	10	3	9	86	
Daily Max. Wind Speed	6.0mm		1		3		3	2	3	2	4		1	19	
	10.0mm		1		2		2	2	3	1	2			13	
	20.0mm				1			1	3	1	1			7	
	30.0mm														
Daily Max. Wind Speed	0.5 ~ 3.3%					1								1	
	3.4 ~ 7.9%	10	9	16	10	14	19	24	7	17	16	15	8	165	
	8.0 ~ 13.8%	19	15	12	19	16	11	6	23	13	12	14	16	176	
	13.9%	2	4	3							3	1	7	20	
10 - Day Summary	Mean Temp.	1st	89	48	64	134	171	199	252	278	229	205	138	60	
		2nd	37	66	91	148	177	202	261	261	221	168	92	34	
		3rd	42	62	89	151	188	216	273	260	211	151	90	61	
	Mean Max. Temp.	1st	129	88	108	172	221	244	269	311	261	236	178	92	
		2nd	82	114	138	192	229	251	295	295	250	192	127	60	
		3rd	87	109	131	199	239	248	314	300	248	181	121	89	
	Mean Min. Temp.	1st	49	15	23	97	126	155	240	255	202	176	98	28	
		2nd	6	6	39	98	124	152	234	238	195	147	63	7	
		3rd	5	10	48	104	134	188	241	224	181	122	56	34	
	Mean Wind Speed	1st	24	33	34	20	26	23	16	28	18	22	28	37	
		2nd	32	30	21	25	18	18	13	25	28	23	31	45	
		3rd	31	30	21	23	16	11	24	21	22	29	30	37	
Total Precip.	1st	190	305	15	1605	295	1045	65	575	440	1435		95		
	2nd	65	140	115	480	185	220	240	705	305	480	50	95		
	3rd	150	635	225	150	75	480	380	480	60		130	180		

Element		1	2	3	4	5	6	7	8	9	10	11	12					
(0.1 )	Air Temp.	Mean	- 4	11	73	146	200	236	274	264	225	166	65	- 11	137			
		Mean Max.	33	51	119	198	251	285	311	300	271	211	105	24	180			
		Mean Min.	- 38	- 27	35	104	156	194	246	233	185	128	28	- 44	100			
		Highest	116	121	179	281	304	333	357	372	305	277	185	88	372			
		Date	8	28	19	30	30	23	25	5	4	2	7	23	08/05			
		Lowest	- 101	- 78	- 28	38	117	146	223	175	141	43	- 44	- 113	- 113			
		Date	23	10	8	2	7	6	3	31	29	31	19	12	12/12			
(0.1mm)	Precip.	00~24h Total	135	125	120	570	165	705	5450	3800	245	375	435	335	12460			
		Highest. 1	Daily	55	60	70	350	75	410	1290	1270	185	225	315	190	1290		
			Date	29	22	1	5	13	26	10	20	11	11	25	24	07/10		
			Hourly	35	20	30	75	75	240	500	470	45	95	120	55	500		
	Date	27	17	1	5	13	26	10	23	11	11	25	24	07/10				
(0.1%)	Wind	Mean Speed	17	19	18	18	19	18	15	15	15	13	16	17	17			
		Highest Gust Speed	137	138	102	117	120	95	191	110	97	101	121	121	191			
		Dir.	WSW	WSW	W	WSW	WSW	WSW	SSW	WSW	WNW	NE	W	W	SSW			
	Date	12	17	9	14	6	1	21	24	28	22	10	10	07/21				
(0.1%)	Wind Directions Only	Hourly Occurrence Maximum Speed	NNE	20	19	17	26	16	24	14	14	18	20	14	15	26		
			NE	19	20	24	24	19	23	19	26	29	20	20	21	29		
			ENE	31	28	30	35	22	26	24	28	32	47	20	23	47		
			E	15	12	15	22	19	16	24	18	24	21	13	12	24		
			ESE	9	11	15	14	11	17	19	17	19	15	15	12	19		
			SE	14	15	14	21	15	19	18	16	20	16	12	17	21		
			SSE	8	12	10	17	23	17	18	21	13	18	13	14	23		
			S	18	19	15	23	43	22	24	26	20	18	19	23	43		
			SSW	24	28	24	31	34	27	33	27	27	21	34	30	34		
			SW	41	30	27	42	48	28	44	46	40	27	40	28	48		
			WSW	36	39	50	51	60	43	53	45	43	34	39	38	60		
			W	44	51	43	46	48	44	37	42	47	36	41	41	51		
			WNW	38	42	48	47	43	41	27	28	32	48	42	40	48		
			NW	31	32	32	32	25	27	14	25	25	25	25	31	32		
			NNW	25	22	22	22		21		19	18	18	30	25	30		
			N	18	13	21	23	12	20	15	21	19	16	24	20	24		
			(0.1%)	Hourly Occurrence Percentage	CALM	26	24	46	53	38	35	66	51	53	46	49	24	42
					NNE	19	25	8	19	13	10	9	15	22	51	21	22	20
					NE	40	36	40	29	12	32	19	50	67	73	61	44	42
					ENE	268	164	156	96	69	117	121	377	376	384	203	230	214
					E	16	6	20	24	20	13	19	35	33	42	19	9	21
					ESE	4	4	4	6	5	17	15	16	10	15	13	9	10
					SE	5	4	4	26	12	22	34	23	31	19	10	15	17
					SSE	1	6	7	19	35	35	39	31	18	13	15	16	20
					S	16	33	26	76	75	64	102	55	46	31	38	31	49
					SSW	18	34	27	82	99	57	128	57	49	24	39	46	55
					SW	15	16	36	68	77	50	97	47	32	20	32	16	42
WSW	43	86			113	183	208	147	164	77	83	38	58	40	103			
W	209	274			309	179	220	232	133	74	92	103	176	187	182			
WNW	251	251			160	113	90	142	48	54	49	93	199	226	139			
NW	39	24	30	15	24	19	4	17	11	19	35	46	24					
NNW	23	7	5	6		6		12	17	12	22	17	11					
N	7	4	9	6	1	4	3	9	13	17	11	22	9					

Element		1	2	3	4	5	6	7	8	9	10	11	12			
Number of Days With Classified	Daily Max. Temp.	0.0	8	2										10	20	
		0.1 ~ 10.0	20	23	5									15	21	84
		10.1 ~ 20.0	3	3	26	17	1	1					11	15		77
		20.1 ~ 30.0				13	29	19	12	17	28	20				138
		30.1					1	10	19	14	2					46
	Daily Mean Temp.	-5.0	4	1											6	11
		-4.9 ~ 0.0	15	11	1									3	12	42
		0.1 ~ 10.0	12	16	25	2							1	19	13	88
		10.1 ~ 20.0			5	28	15	2			2	25	8			85
		20.1					16	28	31	31	28	5				139
	Daily Min. Temp.	-15.0														
		-14.9 ~ -5.0	17	6											15	38
		-4.9 ~ 0.0	6	17	5									11	12	51
		0.1 ~ 10.0	8	5	26	13							5	16	4	77
		10.1				17	31	30	31	31	30	26	3			199
	Daily Precip.	0.1mm	5	5	4	8	5	7	21	13	3	4	5	7	87	
		10.0mm				1		1	8	6	1	2	1	1	21	
		30.0mm				1		1	7	4			1		14	
		80.0mm							3	2					5	
		100.0mm							1	1					2	
Hourly Max. Precip.	1.0mm	4	3	3	6	4	7	18	13	3	3	4	5	73		
	6.0mm				1	1	1	9	8		1	2		23		
	10.0mm						1	7	6			1		15		
	20.0mm						1	7	4					12		
	30.0mm							5	3					8		
Daily Max. Wind Speed	0.5 ~ 3.3%	2										1		3		
	3.4 ~ 7.9%	20	21	24	18	23	22	24	28	27	28	20	24	279		
	8.0 ~ 13.8%	9	7	7	12	8	8	6	3	3	2	10	7	82		
	13.9%							1						1		
10 - Day Summary	Mean Temp. (0.1 )	1st	46	-7	40	131	192	215	265	292	236	200	122	5		
		2nd	-24	14	89	148	191	239	278	254	224	157	41	-47		
		3rd	-32	30	90	161	216	255	279	247	215	144	32	7		
	Mean Max. Temp. (0.1 )	1st	80	23	84	182	245	257	304	331	279	242	164	47		
		2nd	12	63	141	195	239	294	317	284	271	201	76	-11		
		3rd	8	72	133	218	268	304	310	286	264	193	75	36		
	Mean Min. Temp. (0.1 )	1st	13	-35	2	89	148	170	237	260	198	166	82	-32		
		2nd	-57	-31	43	110	148	194	245	228	182	120	7	-81		
		3rd	-68	-11	58	113	170	219	256	213	173	100	-4	-21		
	Mean Wind Speed (0.1%)	1st	17	19	21	16	18	19	16	13	13	12	16	17		
		2nd	17	19	16	19	19	18	15	14	17	13	17	18		
		3rd	18	18	17	21	18	16	14	17	15	15	16	16		
Total Precip. (0.1mm)	1st		5	85	395	60	245	3215	530	20	150	105	95			
	2nd	25	60		175	75		1100	2360	225	225	10	30			
	3rd	110	60	35		30	460	1135	910			320	210			

Element		1	2	3	4	5	6	7	8	9	10	11	12					
(0.1 )	Air Temp.	Mean	- 4	10	70	144	197	235	273	261	221	161	62	- 12	135			
	Mean Max.	38	57	126	206	262	295	312	301	273	212	106	26	185				
	Mean Min.	- 46	- 37	18	88	134	179	241	227	173	114	15	- 50	88				
	Highest	122	132	187	290	325	345	353	365	301	275	194	89	365				
	Date	8	28	19	30	30	23	6	5	3	2	7	23	08/05				
	Lowest	- 106	- 74	- 47	22	101	135	222	167	107	18	- 57	- 111	- 111				
	Date	24	10	8	2	6	11	13	31	29	31	19	14	12/14				
(0.1mm)	Precip.	00~24h Total	155	120	115	590	215	705	5025	3625	210	425	470	330	11985			
		Highest. 1	Daily	65	55	70	375	80	245	1205	1185	175	280	325	180	1205		
	Date	27	22	1	5	13	26	10	20	11	11	25	24	07/10				
	Hourly	50	20	30	80	80	190	395	505	35	110	130	60	505				
Date	27	17	1	5	13	1	15	10	11	11	25	24	08/10					
(0.1%)	Wind	Mean Speed	17	19	17	16	15	15	12	13	13	13	17	19	16			
		Highest Gust Speed	99	95	106	92	102	78	67	75	84	102	104	100	106			
		Dir.	NNW	NW	NW	NNW	WNW	NNE	WSW	S	WNW	NW	NW	N	NW			
Date	14	20	6	1	25	1	3	24	28	29	10	10	03/06					
(0.1%)	Wind Directions Only	Hourly Occurrence Maximum Speed	NNE	10	10	16	10	11	16		10	12	29	11		29		
			NE	11	10	13	10		12	17	9	18	15	11	9	18		
			ENE	14	16	21	17	18	10	14	9	17	23	7		23		
			E	15	13	13	19	17	14	19	9	21	23	11	13	23		
			ESE	23	24	19	38	26	29	31	39	27	24	25	26	39		
			SE	23	29	24	32	26	28	28	33	38	26	22	22	38		
			SSE	18	34	26	34	34	24	24	24	30	18	27	33	34		
			S	25	30	26	34	29	21	25	25	24	16	33	25	34		
			SSW	34	21	24	33	33	18	24	28	26	18	26	24	34		
			SW	17	25	28	32	33	27	29	34	21	12	26	21	34		
			WSW	13	24	27	26	27	23	20	21	15	17	15	11	27		
			W	20	21	26	31	27	25	21	15	23	9	17	22	31		
			WNW	16	30	26	34	29	25	16	19	20	15	28	14	34		
			NW	56	51	48	55	54	43	30	33	41	50	58	57	58		
			NNW	39	43	38	55	37	31	26	32	34	45	39	45	55		
			N	13	11	21	14	20	15	6	6	19	15	20	16	21		
			(0.1%)	Hourly Occurrence Percentage	CALM	10	10	3	14	7	10	32	23	7	24	11	9	13
					NNE	1	4	4	1	4	3		3	7	5	4		3
					NE	4	3	4	1		3	1	5	10	8	3	3	4
					ENE	5	1	5	3	3	1	4	4	13	17	3		5
E	8	7			11	13	8	17	3	11	33	23	6	4	12			
ESE	38	21			38	68	38	64	66	122	81	58	42	51	57			
SE	102	77			52	88	98	139	172	226	161	132	107	102	122			
SSE	144	170			173	172	227	146	196	255	256	216	171	172	192			
S	129	113			122	146	151	121	227	102	131	149	132	106	136			
SSW	41	61			90	108	129	76	141	85	90	62	58	50	83			
SW	12	21			50	67	74	54	63	22	33	9	25	12	37			
WSW	5	12			30	35	27	50	15	11	7	16	11	4	19			
W	22	12			20	28	22	17	13	7	8	13	15	8	15			
WNW	20	34	31	42	39	47	15	12	15	12	25	11	25					
NW	322	333	270	165	142	182	42	82	100	184	282	323	201					
NNW	127	113	87	47	30	61	8	30	42	60	101	140	70					
N	8	6	9	3	3	10	1	1	7	9	4	5	6					

Element		1	2	3	4	5	6	7	8	9	10	11	12			
Number of Days With Classified	Daily Max. Temp.	0.0	7	2										11	20	
		0.1 ~ 10.0	20	21	4								15	20	80	
		10.1 ~ 20.0	4	5	27	14						11	15		76	
		20.1 ~ 30.0				16	27	15	11	16	29	20			134	
		30.1					4	15	20	15	1				55	
	Daily Mean Temp.	-5.0	4											6	10	
		-4.9 ~ 0.0	16	12	1								3	14	46	
		0.1 ~ 10.0	11	16	27	2						2	20	11	89	
		10.1 ~ 20.0			3	28	15	2			4	24	7		83	
		20.1					16	28	31	31	26	5			137	
	Daily Min. Temp.	-15.0												1	17	44
		-14.9 ~ -5.0	17	9										12	11	58
		-4.9 ~ 0.0	8	18	9									15	3	77
		0.1 ~ 10.0	6	1	22	18						12	15	2	186	
		10.1				12	31	30	31	31	30	19	2			
	Daily Precip.	0.1mm	4	4	5	7	5	8	21	15	3	5	5	7	89	
		10.0mm				1		2	11	6	1	1	1	1	24	
		30.0mm				1			5	4			1		11	
		80.0mm							1	2					3	
		100.0mm							1	1					2	
	Hourly Max. Precip.	1.0mm	4	4	3	6	4	9	17	14	3	3	4	5	76	
6.0mm					1	2	2	12	8		1	2	1	29		
10.0mm							2	6	6		1	1		16		
20.0mm								5	4					9		
30.0mm								3	2					5		
Daily Max. Wind Speed	0.5 ~ 3.3%	2	1					2	1	1	1	1	2	11		
	3.4 ~ 7.9%	22	22	27	25	25	30	29	30	28	29	24	21	312		
	8.0 ~ 13.8%	6	5	4	5	6				1	1	5	8	41		
	13.9%															
10 - Day Summary	Mean Temp. (0.1 )	1st	45	-6	37	129	188	211	264	288	232	198	118	4		
		2nd	-24	11	83	145	188	237	277	253	220	152	38	-48		
		3rd	-32	28	88	157	213	256	278	244	212	136	29	5		
	Mean Max. Temp. (0.1 )	1st	87	28	92	186	255	265	308	331	279	243	168	48		
		2nd	16	69	147	203	249	307	321	286	271	202	76	-8		
		3rd	12	77	139	228	280	313	309	287	268	192	75	38		
	Mean Min. Temp. (0.1 )	1st	4	-41	-11	80	127	154	230	251	187	155	67	-36		
		2nd	-63	-43	23	96	126	174	239	226	172	104	-7	-86		
		3rd	-75	-26	41	89	148	210	253	207	161	86	-17	-30		
	Mean Wind Speed (0.1%)	1st	16	19	20	15	14	16	12	13	12	12	16	19		
		2nd	19	19	15	16	15	15	12	12	14	13	18	20		
		3rd	17	17	15	17	16	13	13	14	13	14	17	17		
Total Precip. (0.1mm)	1st		5	90	430	65	395	2880	870	15	145	135	105			
	2nd	30	60		160	80	15	1320	2000	195	280		30			
	3rd	125	55	25		70	295	825	755			335	195			

Element		1	2	3	4	5	6	7	8	9	10	11	12					
(0.1 )	Air Temp.	Mean	- 13	5	66	141	196	232	266	253	213	155	57	- 18	129			
		Mean Max.	31	51	122	200	259	290	302	293	268	212	109	23	180			
		Mean Min.	- 56	- 43	14	89	139	182	238	222	166	110	12	- 58	85			
		Highest	114	119	176	285	310	341	339	354	294	274	186	83	354			
		Date	8	28	19	30	30	23	25	5	8	8	1	23	08/05			
		Lowest	- 127	- 88	- 50	18	101	135	217	157	102	17	- 59	- 122	- 127			
		Date	24	2	8	2	8	11	3	31	29	31	19	13	01/24			
(0.1mm)	Precip.	00~24h Total	125	105	115	570	160	535	5540	2720	205	360	440	295	11170			
		Highest. 1	Daily	45	45	55	310	55	210	1420	1000	155	220	235	160	1420		
			Date	29	22	31	5	13	26	10	20	11	11	25	24	07/10		
			Hourly	30	15	25	75	55	105	490	360	35	95	100	40	490		
	Date	27	22	31	5	13	26	10	15	11	11	13	24	07/10				
(0.1%)	Wind	Mean Speed	12	12	12	14	14	13	13	13	13	12	12	11	13			
		Highest Gust Speed	112	103	96	144	192	109	117	99	121	106	137	74	192			
		Dir.	WSW	SW	S	SSW	SW	SW	WSW	NNE	SW	NNW	SW	N	SW			
	Date	27	19	9	14	13	1	2	28	19	22	10	10	05/13				
(0.1%)	Wind Directions Only	Hourly Occurrence Maximum Speed	NNE	23	25	31	34	27	36	18	24	26	25	33	21	36		
			NE	17	22	27	23	28	27	18	20	28	29	18	24	29		
			ENE	19	16	18	22	24	20	26	23	24	27	19	14	27		
			E	19	21	36	31	35	31	29	35	45	23	20	21	45		
			ESE	16	17	26	33	25	35	28	24	24	30	22	20	35		
			SE	15	19	19	30	22	33	28	26	23	23	13	23	33		
			SSE	18	17	22	23	41	24	24	27	24	16	20	18	41		
			S	28	31	22	39	30	24	36	36	35	15	24	18	39		
			SSW	44	38	25	35	46	36	37	17	37	25	36	20	46		
			SW	46	31	34	50	72	37	45	54	47	26	46	26	72		
			WSW	23	25	25	27	37	33	19	27	21	23	29	23	37		
			W	19	21	25	27	22	19	17	16	22	12	20	24	27		
			WNW	24	24	21	30	22	20	27	15	20	15	23	24	30		
			NW	22	20	18	21	19	21	17	13	26	18	24	25	26		
			NNW	24	23	24	33	24	34	24	29	26	31	25	18	34		
			N	30	42	27	36	34	34	32	41	41	41	37	31	42		
			(0.1%)	Hourly Occurrence Percentage	CALM	54	51	86	51	79	49	86	89	74	123	90	102	78
					NNE	108	70	75	33	42	71	31	92	89	100	93	87	74
					NE	70	54	42	29	27	46	23	70	72	66	39	47	49
					ENE	80	42	51	38	31	35	35	79	67	62	54	38	51
E	93	82			77	64	55	75	71	127	124	98	61	78	83			
ESE	26	19			17	42	42	67	87	92	75	54	31	44	50			
SE	9	16			13	22	26	32	51	29	24	12	14	12	22			
SSE	5	10			24	26	17	31	48	18	21	15	11	9	20			
S	13	12			11	28	27	29	36	18	13	7	17	9	18			
SSW	16	30			28	61	79	49	78	12	17	15	39	17	37			
SW	42	48			74	113	165	82	164	57	40	30	42	24	74			
WSW	20	58			59	124	82	78	56	13	22	8	32	20	48			
W	26	43			42	63	52	57	32	6	14	8	19	24	32			
WNW	69	92	95	81	71	57	30	13	25	16	50	75	56					
NW	75	86	59	39	46	49	23	25	24	19	67	71	48					
NNW	69	70	70	42	39	50	27	39	43	44	83	82	55					
N	225	217	176	146	120	146	121	221	258	323	258	258	206					

Element		1	2	3	4	5	6	7	8	9	10	11	12			
Number of Days With Classified	Daily Max. Temp.	0.0	8	2										9	19	
		0.1 ~ 10.0	22	22	5								14	22	85	
		10.1 ~ 20.0	1	4	26	15		1				10	16		73	
		20.1 ~ 30.0				15	30	17	16	14	30	21			143	
		30.1					1	12	15	12					40	
	Daily Mean Temp.	- 5.0	8	1											6	15
		- 4.9 ~ 0.0	13	12	1								4	14	44	
		0.1 ~ 10.0	10	15	28	2						2	20	11	88	
		10.1 ~ 20.0			2	28	16	2		2	6	24	6		86	
		20.1					15	28	31	23	24	5			126	
	Daily Min. Temp.	- 15.0														
		- 14.9 ~ - 5.0	17	10	1								1	19	48	
		- 4.9 ~ 0.0	9	16	9								14	10	58	
		0.1 ~ 10.0	5	2	21	17						14	13	2	74	
		10.1				13	31	30	31	26	30	17	2		180	
	Daily Precip.	0.1mm	5	5	4	7	5	7	21	13	3	4	6	7	87	
		10.0mm				1		2	9	4	1	1	2	1	21	
		30.0mm				1			5	3					9	
		80.0mm							3	2					5	
		100.0mm							2	1					3	
Hourly Max. Precip.	1.0mm	4	3	3	5	4	6	19	11	3	3	4	6	71		
	6.0mm				1		2	10	5		1	2		21		
	10.0mm						1	7	3			1		12		
	20.0mm							5	3					8		
	30.0mm							3	2					5		
Daily Max. Wind Speed	0.5 ~ 3.3%	1											1	2		
	3.4 ~ 7.9%	28	25	26	16	23	27	27	23	28	29	24	30	306		
	8.0 ~ 13.8%	2	3	5	13	7	3	4	3	2	2	6		50		
	13.9%				1	1								2		
10 - Day Summary	Mean Temp. (0.1 )	1st	36	- 11	33	127	188	210	258	282	223	192	115	0		
		2nd	- 31	8	80	142	187	236	270			213	147	33	- 53	
		3rd	- 40	22	84	156	212	251	271			204	130	24	- 2	
	Mean Max. Temp. (0.1 )	1st	78	23	89	182	253	265	297	322	272	241	167	45		
		2nd	13	62	144	196	246	300	309	275	269	201	82	- 10		
		3rd	5	72	134	223	277	306	299		263	195	79	33		
	Mean Min. Temp. (0.1 )	1st	- 5	- 48	- 15	79	131	161	229	250	181	153	67	- 43		
		2nd	- 73	- 49	18	97	131	177	236	218	164	102	- 10	- 97		
		3rd	- 88	- 28	37	91	153	210	247		153	79	- 20	- 37		
	Mean Wind Speed (0.1%)	1st	11	11	12	14	13	15	14	12	11	12	11	12		
		2nd	12	13	12	14	14	13	11	13	15	13	12	12		
		3rd	12	12	13	15	14	12	13		14	12	12	10		
Total Precip. (0.1mm)	1st		5	50	380	70	260	3520	135	25	140	95	100			
	2nd	30	55		190	55		735	1960	180	220	100	20			
	3rd	95	45	65		35	275	1285	625			245	175			

Element		1	2	3	4	5	6	7	8	9	10	11	12				
(0.1 )	Air Temp.	Mean	- 1	14	75	148	201	238	274	263	223	168	68	- 8	139		
	Mean Max.	39	56	125	204	257	289	312	301	273	217	111	30	185			
	Mean Min.	- 37	- 25	34	105	153	193	246	232	182	127	29	- 43	100			
	Highest	115	132	183	289	307	340	359	367	306	282	198	92	367			
	Date	8	28	19	30	30	23	25	5	8	2	7	23	08/05			
	Lowest	- 98	- 76	- 26	41	116	152	225	171	135	44	- 43	- 108	- 108			
	Date	23	10	8	2	7	6	3	31	29	31	19	12	12/12			
(0.1mm)	Precip.	00~24h Total	105	80	115	560	195	600	5405	2805	220	420	405	265	11175		
		Highest. 1	Daily	40	40	50	340	70	180	1250	1045	155	290	285	150	1250	
	Hourly	35	20	25	80	70	140	395	345	50	125	110	45	395			
	Date	27	17	31	5	13	26	10	15	19	11	25	24	07/10			
(0.1%)	Wind	Mean Speed	17	19	17	17	16	16	14	14	13	13	17	19	16		
		Highest Gust Speed	106	95	122	110	119	87	77	83	89	109	99	108	122		
		Dir.	WNW	NNW	WNW	NW	SSW	NW	SSW	SSE	WNW	NW	NW	WSW	WNW		
(0.1%)	Wind Directions Only	Date	22	20	27	26	13	1	3	20	28	29	10	10	03/27		
		Hourly Occurrence Maximum Speed	NNE	18	19	20	29	17	17	20	17	30	31	15	19	31	
		NE	24	13	16	30	10	32	27	27	32	38	15	17	38		
		ENE	21	14	19	26	18	20	28	28	32	43	14	14	43		
		E	22	15	11	21	18	22	23	21	23	17	16	25	25		
		ESE	27	17	25	32	22	30	29	32	26	32	20	26	32		
		SE	23	24	27	32	26	25	27	31	32	19	25	27	32		
		SSE	26	30	22	34	29	26	35	41	28	23	47	36	47		
		S	30	34	22	33	48	19	29	31	26	24	27	23	48		
		SSW	26	15	20	35	25	21	18	19	19	18	18	18	35		
		SW	41	36	34	38	38	36	33	29	33	20	29	19	41		
		WSW	19	22	31	46	36	31	32	33	35	21	37	16	46		
		W	18	19	30	30	27	30	17	14	26	20	27	18	30		
		WNW	63	49	45	56	53	49	28	29	39	55	51	56	63		
		NW	54	50	46	51	44	39	30	38	37	45	58	62	62		
		NNW	22	28	24	37	38	27	21	28	22	35	24	26	38		
		N	23	24	24	23	25	27	24	23	27	27	26	21	27		
		(0.1%)	Hourly Occurrence Percentage	CALM	27	21	26	11	11	21	39	46	92	60	10	9	31
				NNE	29	24	19	14	8	13	13	19	43	42	24	16	22
				NE	39	9	16	19	7	32	30	76	53	54	10	16	30
ENE	26			9	16	17	5	21	15	79	60	34	11	15	26		
E	20			16	3	15	8	18	13	38	24	23	15	15	17		
ESE	31			30	26	38	17	31	26	86	31	36	67	58	40		
SE	41			55	63	43	42	31	52	55	44	34	39	63	47		
SSE	63			70	91	140	176	128	216	115	96	51	113	94	113		
S	18			39	36	65	95	56	117	50	49	36	49	35	54		
SSW	15			27	35	51	79	50	75	31	28	34	31	24	40		
SW	16			48	73	140	159	132	161	57	49	24	38	20	77		
WSW	8			27	34	67	69	38	60	22	24	7	21	5	32		
W	8			22	16	28	24	28	5	11	13	13	11	8	16		
WNW	212			225	210	132	118	128	34	35	72	83	182	202	135		
NW	295			257	227	138	117	192	46	93	106	142	214	285	175		
NNW	88			73	58	56	30	42	47	91	86	160	81	60	73		
N	64	49	52	26	35	43	50	94	133	167	88	74	73				



Element		1	2	3	4	5	6	7	8	9	10	11	12			
Number of Days With Classified	Daily Max. Temp.	0.0	7	2										8	17	
		0.1 ~ 10.0	20	21	5								14	23	83	
		10.1 ~ 20.0	4	5	26	14		1				8	16		74	
		20.1 ~ 30.0				16	29	16	13	16	26	23				139
		30.1					2	13	18	14	4					51
	Daily Mean Temp.	-5.0	3	1										6	10	
		-4.9 ~ 0.0	16	10	1								3	12	42	
		0.1 ~ 10.0	12	17	25	2						1	19	13	89	
		10.1 ~ 20.0			5	27	14	2			4	25	8		85	
		20.1				1	17	28	31	30	26	5				138
	Daily Min. Temp.	-15.0														
		-14.9 ~ -5.0	17	6										12	35	
		-4.9 ~ 0.0	6	15	5								12	15	53	
		0.1 ~ 10.0	8	7	26	11						5	16	4	77	
		10.1				19	31	30	31	30	30	26	2			199
	Daily Precip.	0.1mm	4	3	4	7	4	8	21	12	3	4	5	7	82	
		10.0mm				1		3	9	4	1	1	1	1	21	
		30.0mm				1			6	3					10	
		80.0mm							3	1					4	
		100.0mm							2	1					3	
Hourly Max. Precip.	1.0mm	5	2	3	5	4	7	19	13	3	4	4	4	73		
	6.0mm				2	1	3	8	5		1	1		21		
	10.0mm						2	6	3		1	1		13		
	20.0mm							6	3					9		
	30.0mm							3	2					5		
Daily Max. Wind Speed	0.5 ~ 3.3%	3						1	1	1	1	3	1	11		
	3.4 ~ 7.9%	20	21	27	22	26	28	30	28	27	28	17	19	293		
	8.0 ~ 13.8%	8	7	4	8	5	2		1	2	2	10	11	60		
	13.9%															
10 - Day Summary	Mean Temp. (0.1 )	1st	49	-4	40	133	194	216	265	292	234	201	125	9		
		2nd	-21	17	90	150	192	241	278	255	222	159	43	-43		
		3rd	-28	33	92	163	216	256	280	241	214	146	35	10		
	Mean Max. Temp. (0.1 )	1st	86	27	88	185	251	263	307	333	281	247	172	51		
		2nd	17	69	147	201	245	299	318	287	273	206	83	-3		
		3rd	16	77	138	226	273	306	311	283	267	200	79	41		
	Mean Min. Temp. (0.1 )	1st	14	-33	2	91	146	170	237	259	195	165	82	-30		
		2nd	-55	-29	41	111	145	191	245	229	181	119	7	-79		
		3rd	-67	-11	56	111	168	218	256	207	170	100	-2	-21		
	Mean Wind Speed (0.1%)	1st	15	20	21	15	16	18	15	14	10	13	16	19		
		2nd	20	19	14	18	16	16	12	14	17	13	19	21		
		3rd	18	16	15	19	17	14	14	15	13	13	17	17		
Total Precip. (0.1mm)	1st			65	395	70	295	3070	130	15	130	105	80			
	2nd	20	40		165	70		1080	2010	205	290	10	25			
	3rd	85	40	50		55	305	1255	665			290	160			

Element		1	2	3	4	5	6	7	8	9	10	11	12					
(0.1 )	Air Temp.	Mean	- 8	5	67	138	191	229	269	261	227	156	57	- 14	132			
		Mean Max.	34	49	118	190	244	277	305	298	274	212	103	25	177			
		Mean Min.	- 44	- 32	30	99	150	192	242	232	190	107	11	- 53	94			
		Highest	109	118	180	260	295	318	357	357	296	276	196	95	357			
		Date	6	28	19	30	30	23	25	4	8	7	7	3	08/04			
		Lowest	- 111	- 83	- 33	44	113	145	219	164	158	22	- 62	- 115	- 115			
		Date	23	10	8	1	7	6	10	30	20	31	19	13	12/13			
(0.1mm)	Precip.	00~24h Total	175	130	75	485	220	460	4985	2580	335	280	345	335	10405			
		Highest. 1	Daily	60	45	65	305	95	140	1295	790	275	245	220	190	1295		
			Date	29	22	1	5	13	6	10	20	11	11	25	24	07/10		
			Hourly	40	20	20	65	95	110	545	320	90	85	95	35	545		
(0.1%)	Wind	Mean Speed	14	16	15	20	18	18	16	19	13	15	18	19	17			
		Highest Gust Speed	97	81	97	107	118	98	103	108	90	80			118			
		Dir.	WSW	SSE	WSW	WSW	WSW	W	W	SW	SE	NNW			WSW			
(0.1%)	Wind Directions Only	Date	27	19	27	27	6	9	3	24	16	3			05/06			
		Hourly Occurrence Maximum Speed	NNE	9	17	14	10	7	7	9	6	11	39	22	22	39		
			NE	8		10	10	15	13	11	12	9	50	17	15	50		
			ENE	10	15	17	8	11	14	6	8	15	35	15	15	35		
			E	26	23	26	21	8	18	13	19	16	23	8	12	26		
			ESE	48	38	34	66	42	57	51	60	46	34	27	27	66		
			SE	33	49	36	42	45	40	41	48	32	29	28	34	49		
			SSE	38	37	27	48	51	38	39	44	36	22	27	34	51		
			S	16	18	21	33	51	22	32	16	26	22	44	30	51		
			SSW	35	23	17	42	31	23	26	19	27	25	36	26	42		
			SW	25	26	26	31	29	29	33	40	32	22	39	18	40		
			WSW	27	35	44	50	61	40	43	53	40	21	50	22	61		
			W	52	42	55	60	63	45	53	61	44	33	43	38	63		
			WNW	30	41	36	32	32	22	19	19	24	29	49	52	52		
			NW	18	22	24	15	13	15	9	13	16	55	51	55	55		
			NNW	16	18	16	17	8	13	14	12	13	34	52	47	52		
			N	18	16	16	10	11	10	7	12	13	36	39	37	39		
			(0.1%)	Hourly Occurrence Percentage	CALM	112	100	85	83	109	107	138	157	211	143	104	64	118
					NNE	15	7	12	7	4	3	7	5	12	99	63	53	24
NE	10				5	4	3	1	3	1	6	81	56	54	19			
ENE	10	4			4	1	3	4	1	5	6	26	25	26	10			
E	30	25			24	13	5	10	12	23	28	25	13	15	18			
ESE	99	49			50	69	50	112	134	367	200	61	17	39	104			
SE	41	46			48	74	70	57	82	46	52	22	39	50	52			
SSE	32	37			26	89	77	37	77	24	26	22	45	53	45			
S	10	9			26	40	46	17	46	8	39	15	65	55	31			
SSW	7	15			11	42	32	23	52	15	23	10	28	35	24			
SW	18	30			23	54	60	43	99	24	25	7	11	9	34			
WSW	37	43			58	139	112	81	134	54	44	8	18	15	62			
W	226	269			293	268	348	420	169	168	176	43	53	35	205			
WNW	223	269			233	67	46	53	19	39	48	33	85	70	98			
NW	63	46	59	28	19	16	4	16	42	156	246	281	82					
NNW	51	36	34	14	7	9	9	32	42	131	88	103	46					
N	18	13	11	8	11	9	12	15	19	117	46	42	27					

Element		1	2	3	4	5	6	7	8	9	10	11	12			
Number of Days With Classified	Daily Max. Temp.	0.0	8	2										10	20	
		0.1 ~ 10.0	21	22	6								15	20	84	
		10.1 ~ 20.0	2	4	25	20	2	1				11	15		80	
		20.1 ~ 30.0				10	29	22	13	17	27	19			137	
		30.1						5	18	14					37	
	Daily Mean Temp.	-5.0	6	1										6	13	
		-4.9 ~ 0.0	13	13	1								5	13	45	
		0.1 ~ 10.0	12	14	27	2						2	19	11	87	
		10.1 ~ 20.0			3	28	18	3		2	1	23	6		84	
		20.1					13	25	31	29	26	5			129	
	Daily Min. Temp.	-15.0												1	16	41
		-14.9 ~ -5.0	16	8										14	11	56
		-4.9 ~ 0.0	8	17	6									13	3	82
		0.1 ~ 10.0	7	3	25	15						16	13	2	179	
		10.1				15	31	28	31	31	27	14	2			
	Daily Precip.	0.1mm	6	5	3	8	5	7	20	12	3	4	8	8	89	
		10.0mm				1		2	8	6	1	1	1	1	21	
		30.0mm				1			6	3					10	
		80.0mm							2						2	
		100.0mm							1						1	
	Hourly Max. Precip.	1.0mm	5	5	1	5	4	7	17	12	3	3	5	5	72	
6.0mm					1	1	2	8	7	1	1	1		22		
10.0mm							1	7	4					12		
20.0mm								6	2					8		
30.0mm								4	1					5		
Daily Max. Wind Speed	0.5 ~ 3.3%	2								1	1			4		
	3.4 ~ 7.9%	27	26	28	19	26	24	24	24	23	3			224		
	8.0 ~ 13.8%	2	2	3	11	5	4	7	7	3	1			45		
	13.9%															
10 - Day Summary	Mean Temp. (0.1 )	1st	43	-13	34	124	184	207	260	290	234	197	116	6		
		2nd	-28	9	81	140	183	230	271	254	220	146	34	-49		
		3rd	-38	23	84	152	205	247	276	240		131	22	1		
	Mean Max. Temp. (0.1 )	1st	80	20	81	176	238	251	296	330	278	249	166	54		
		2nd	16	60	140	187	231	284	310	285	269	201	75	-12		
		3rd	8	71	132	208	260	295	308	280		192	69	36		
	Mean Min. Temp. (0.1 )	1st	8	-42	-2	83	140	165	232	259	201	156	67	-36		
		2nd	-62	-33	39	105	145	192	241	231	180	95	-11	-87		
		3rd	-74	-18	51	110	163	215	252	209		78	-23	-37		
	Mean Wind Speed (0.1%)	1st	15	15	18	19	18	21	18	15	10	15	17	19		
		2nd	12	18	13	19	20	17	13	27	15	15	20	21		
		3rd	14	15	15	21	16	15	16	14		14	18	17		
Total Precip. (0.1mm)	1st		10	70	340	70	260	3345	190	20	35	65	105			
	2nd	35	75		145	95		835	1705	315	245	40	25			
	3rd	140	45	5		55	200	805	685			240	205			

Element		1	2	3	4	5	6	7	8	9	10	11	12				
(0.1 )	Air Temp.	Mean	- 2	11	73	145	198	236	273	265	228	166	64	- 10	137		
		Mean Max.	37	53	127	200	252	285	311	304	277	215	108	28	183		
		Mean Min.	- 37	- 28	33	103	153	194	245	235	188	125	25	- 45	99		
		Highest	115	119	184	272	300	327	360	369	308	285	197	93	369		
		Date	8	28	19	30	30	23	25	5	8	2	1	10	08/05		
		Lowest	- 100	- 75	- 30	54	116	148	221	170	131	41	- 50	- 109	- 109		
		Date	23	10	8	2	7	6	10	30	29	30	19	12	12/12		
(0.1mm)	Precip.	00~24h Total	135	110	70	580	215	410	4950	3005	340	220	460	325	10820		
		Highest. 1	Daily	45	40	60	370	65	160	1310	1045	245	165	285	190	1310	
			Date	29	22	1	5	13	6	10	20	11	11	25	24	07/10	
			Hourly	40	20	25	90	65	95	645	355	85	40	130	40	645	
(0.1%)	Wind	Date	27	17	1	5	13	6	3	10	11	11	25	24	07/03		
		Mean Speed	12	13	13	15	15	14	13	13	11	10	12	13	13		
		Highest Gust Speed	91	89	102	109	114	76	85	87	73	79	89	88	114		
		Dir.	S	WSW	WSW	SSW	SW	S	SSW	SW	SSW	ENE	WSW	WNW	SW		
(0.1%)	Wind Directions Only	Date	26	20	27	14	13	26	3	24	19	22	10	11	05/13		
		Hourly Occurrence Maximum Speed	NNE	24	25	24	21	26	27	15	18	25	35	18	23	35	
			NE	16	10	17	26	18	14	16	20	27	35	17	12	35	
			ENE	24	18	20	24	19	27	18	24	28	29	18	24	29	
			E	23	9	18	27	22	26	30	30	36	27	21	22	36	
			ESE	24	17	12	30	22	29	30	31	29	26	19	18	31	
			SE	19	17	18	28	19	24	21	27	23	18	19	20	28	
			SSE	30	32	29	37	46	26	30	36	24	26	34	30	46	
			S	29	33	32	51	38	39	39	32	35	27	30	30	51	
			SSW	38	30	29	52	51	37	37	36	32	32	40	26	52	
			SW	16	14	22	21	24	24	22	18	23	18	15	15	24	
			WSW	16	19	23	26	23	24	12	20	24	18	17	16	26	
			W	34	34	33	31	28	29	20	26	26	35	30	36	36	
			WNW	37	38	49	32	36	31	24	27	30	33	33	37	49	
			NW	24	30	25	24	26	24	15	21	18	16	26	28	30	
			NNW	21	21	20	28	18	18	16	23	24	19	19	20	28	
		N	27	22	25	21	14	19	12	17	20	20	20	24	27		
		(0.1%)	Hourly Occurrence Percentage	CALM	196	170	128	74	65	51	69	86	165	192	167	138	125
				NNE	45	40	28	28	30	40	35	51	58	62	42	59	43
				NE	16	4	15	14	16	13	27	27	44	30	17	22	20
				ENE	30	7	11	14	15	29	30	83	43	48	33	26	31
				E	43	4	24	28	17	60	50	157	100	75	19	38	52
				ESE	12	10	7	36	20	39	50	114	47	46	28	35	37
				SE	16	25	16	28	34	25	44	47	29	34	44	28	31
				SSE	34	60	73	107	114	81	126	67	76	38	63	77	76
				S	38	95	108	214	219	139	289	102	88	35	74	74	123
				SSW	14	19	55	133	138	97	134	35	39	23	38	22	62
SW	4			16	20	28	34	38	22	8	13	8	7	7	17		
WSW	7			9	30	31	22	22	9	9	13	13	1	5	14		
W	76	89	85	46	60	71	16	24	39	60	89	75	61				
WNW	293	320	242	114	130	181	51	65	94	132	235	261	175				
NW	72	61	70	38	36	51	12	39	33	46	54	60	48				
NNW	58	40	50	43	22	25	17	38	51	71	29	30	40				
N	46	28	40	26	28	39	19	47	67	87	61	44	45				

Element		1	2	3	4	5	6	7	8	9	10	11	12			
Number of Days With Classified	Daily Max. Temp.	0.0	7	2										10	19	
		0.1 ~ 10.0	20	22	4								14	21	81	
		10.1 ~ 20.0	4	4	27	15	1	1				9	16		77	
		20.1 ~ 30.0				15	30	19	12	15	27	22				140
		30.1						10	19	16	3					48
	Daily Mean Temp.	- 5.0	4	1											6	11
		- 4.9 ~ 0.0	14	11	1								3	13	42	
		0.1 ~ 10.0	13	16	26	2						1	19	12	89	
		10.1 ~ 20.0			4	28	15	2			2	25	8		84	
		20.1					16	28	31	31	28	5			139	
	Daily Min. Temp.	- 15.0												1	16	40
		- 14.9 ~ - 5.0	16	7										10	11	51
		- 4.9 ~ 0.0	8	17	5									16	4	79
		0.1 ~ 10.0	7	4	26	14						8	16	4		195
		10.1				16	31	30	31	31	30	23	3			195
	Daily Precip.	0.1mm	4	5	3	7	4	6	19	12	3	4	5	7	79	
		10.0mm				1		1	8	6	1	1	1	1	20	
		30.0mm				1			7	3					11	
		80.0mm							2	2					4	
		100.0mm							1	1					2	
	Hourly Max. Precip.	1.0mm	5	4	1	5	4	6	15	11	3	3	6	5	68	
6.0mm					2	1	1	8	6	2		2		22		
10.0mm								7	4			1		12		
20.0mm								6	3					9		
30.0mm								3	2					5		
Daily Max. Wind Speed	0.5 ~ 3.3%	1	1					2		1	3	1	1	10		
	3.4 ~ 7.9%	27	25	28	28	30	30	28	29	29	28	27	29	338		
	8.0 ~ 13.8%	3	2	3	2	1		1	2			2	1	17		
	13.9%															
10 - Day Summary	Mean Temp. (0.1 )	1st	47	- 6	40	129	191	215	263	294	239	200	122	6		
		2nd	- 22	14	87	146	190	238	275	257	225	157	40	- 45		
		3rd	- 30	29	91	159	213	255	281	245	218	144	29	7		
	Mean Max. Temp. (0.1 )	1st	86	26	91	185	247	259	302	336	284	246	169	52		
		2nd	17	64	149	197	240	294	318	289	277	204	79	- 7		
		3rd	11	74	139	218	267	303	313	290	269	197	76	39		
	Mean Min. Temp. (0.1 )	1st	11	- 35	0	86	143	171	236	264	205	164	80	- 32		
		2nd	- 56	- 32	40	110	145	193	244	233	183	115	5	- 80		
		3rd	- 64	- 15	55	111	168	218	255	210	178	98	- 9	- 25		
	Mean Wind Speed (0.1%)	1st	10	13	14	14	14	15	14	12	9	11	12	13		
		2nd	12	14	11	15	15	14	13	14	13	10	13	13		
		3rd	12	13	13	17	15	13	13	13	12	10	11	12		
Total Precip. (0.1mm)	1st		10	65	400	90	280	3555	435	20	55	115	90			
	2nd	30	60		180	65		720	2015	320	165	50	30			
	3rd	105	40	5		60	130	675	555			295	205			

Element		1	2	3	4	5	6	7	8	9	10	11	12			
(0.1 )	Air Temp.	Mean	- 16	1	62	135	187	225	262	247	205	148	50	- 24	124	
		Mean Max.	32	51	121	198	249	283	301	290	264	209	102	18	177	
		Mean Min.	- 61	- 48	7	77	127	171	232	213	154	97	0	- 66	75	
		Highest	111	120	187	273	298	338	341	349	293	271	178	82	349	
		Date	8	28	19	30	30	23	25	5	26	2	2	23	08/05	
		Lowest	- 135	- 97	- 55	11	81	122	215	147	85	2	- 73	- 133	- 135	
		Date	24	2	8	2	6	11	13	30	29	31	19	14	01/24	
(0.1mm)	Precip.	00~24h Total	130	100	90	690	135	720	7020	5150	345	355	330	285	15350	
		Highest. 1	Daily	70	40	45	335	80	250	1630	1745	270	195	180	195	1745
			Date	27	17	27	5	13	7	10	20	11	11	25	24	08/20
			Hourly	55	20	45	70	75	120	545	370	115	85	75	55	545
(0.1%)	Wind	Date	27	20	27	14	13	26	9	11	11	10	25	3	07/09	
		Mean Speed	12	13	14	15	14	13	10	8	9	8	11	10	11	
(0.1%)	Wind	Highest Gust Speed	94	90	106	112	119	90	104	116	98	84	94	86	119	
		Dir.	SSE	WNW	NW	SSW	SSE	SSE	WNW	WSW	WSW	NNE	N	WNW	SSE	
(0.1%)	Wind	Date	26	20	27	14	25	9	2	24	19	29	15	11	05/25	
		Hourly Occurrence Maximum Speed	NNE	24	26	37	29	13	22	13	28	27	26	26	17	37
NE	18		27	25	24	13	17	10	15	22	30	19	20	30		
ENE	13		16	13	29	9	16	9	17	22	19	13	12	29		
E	17		11	21	27	12	13	14	16	20	20	16	18	27		
ESE	19			16	28	18	17	11	18	17	17	14	6	28		
SE	22		24	27	27	19	26	16	24	17	15	17	22	27		
SSE	21		29	26	43	34	36	26	27	27	22	20	25	43		
S	46		38	42	52	59	39	36	35	29	22	36	35	59		
SSW	29		30	33	50	38	21	35	47	31	17	33	24	50		
SW	31		31	38	52	59	34	26	52	26	19	35	32	59		
WSW	28		28	40	42	42	40	30	41	40	30	38	26	42		
W	41		39	42	35	35	35	29	28	27	20	31	34	42		
WNW	35		45	48	38	37	39	27	31	49	39	35	38	49		
NW	45		41	42	45	40	32	23	22	32	31	42	45	45		
NNW	39		37	40	51	36	34	25	28	23	42	38	40	51		
N	19		33	36	30	24	24	14	27	26	20	30	24	36		
(0.1%)	Hourly Occurrence Percentage	CALM	244	207	234	206	267	244	289	352	369	360	243	344	281	
		NNE	38	40	38	29	15	19	27	34	46	60	36	32	35	
		NE	26	19	22	18	9	22	5	27	40	52	8	12	22	
		ENE	16	9	8	8	5	17	9	11	13	22	6	3	11	
		E	10	4	9	8	8	8	3	12	7	9	4	3	7	
		ESE	10		12	18	9	13	8	15	7	9	13	1	10	
		SE	18	27	26	35	19	28	30	22	15	17	11	12	21	
		SSE	40	33	47	40	47	46	61	43	31	39	35	35	41	
		S	23	60	48	83	86	61	117	36	51	30	61	43	58	
		SSW	31	18	30	63	44	32	81	38	42	20	32	23	38	
		SW	40	60	51	67	60	50	39	34	35	12	36	35	43	
		WSW	60	40	47	96	85	36	65	43	46	26	53	43	53	
		W	76	112	87	81	78	74	59	43	46	27	85	50	68	
		WNW	114	141	118	79	112	147	71	55	53	58	111	98	96	
		NW	106	107	112	60	77	79	48	58	67	69	128	138	87	
		NNW	82	63	61	58	54	75	52	106	75	106	82	81	75	
N	67	61	50	51	24	49	35	73	58	83	57	47	55			

Element		1	2	3	4	5	6	7	8	9	10	11	12		
Number of Days With Classified	Daily Max. Temp.	0.0	8	2										13	23
		0.1 ~ 10.0	20	23	5								15	18	81
		10.1 ~ 20.0	2	3	26	15	2	1				11	15		75
		20.1 ~ 30.0				15	29	20	16	17	30	20			147
		30.1						9	15	14					38
	Daily Mean Temp.	- 5.0	9	1										7	17
		- 4.9 ~ 0.0	11	14	1								5	14	45
		0.1 ~ 10.0	10	13	29	2						2	19	10	85
		10.1 ~ 20.0			1	28	19	4		2	10	24	6		94
		20.1					12	26	31	29	20	5			123
	Daily Min. Temp.	- 15.0												4	21
		- 14.9 ~ - 5.0	19	11	1									12	8
		- 4.9 ~ 0.0	7	17	12										56
		0.1 ~ 10.0	4		18	24	5				1	19	13	2	86
		10.1				6	26	30	31	31	29	12	1		166
	Daily Precip.	0.1mm	5	4	3	8	4	7	19	14	4	5	6	4	83
		10.0mm				2		4	10	9	1	2	2	1	31
		30.0mm				1			7	5					13
		80.0mm							4	2					6
		100.0mm							3	2					5
Hourly Max. Precip.	1.0mm	3	4	3	6	3	6	18	13	2	4	3	2	67	
	6.0mm				1	1	3	10	10	1	2	2		30	
	10.0mm						1	8	6	1				16	
	20.0mm							6	5					11	
	30.0mm							5	4					9	
Daily Max. Wind Speed	0.5 ~ 3.3%	1	1					1	4	1	2	1	4	15	
	3.4 ~ 7.9%	25	23	25	15	24	27	27	25	28	28	23	21	291	
	8.0 ~ 13.8%	4	4	6	15	7	3	3	2	1	1	6	6	58	
	13.9%														
10 - Day Summary	Mean Temp.	1st	33	- 16	29	121	179	205	254	278	217	186	108	- 7	
		2nd	- 37	4	76	136	177	227	266	239	203	137	28	- 61	
		3rd	- 43	18	79	148	203	242	266	226	195	125	15	- 6	
	Mean Max. Temp.	1st	81	24	84	183	244	257	295	321	270	238	163	39	
		2nd	7	61	146	194	237	293	310	276	264	199	75	- 16	
		3rd	8	72	133	217	265	299	298	274	259	192	69	31	
	Mean Min. Temp.	1st	- 10	- 54	- 20	70	118	152	225	244	172	145	56	- 50	
		2nd	- 79	- 54	11	84	118	164	229	212	149	83	- 23	- 108	
		3rd	- 93	- 35	29	78	143	198	241	187	141	65	- 31	- 44	
	Mean Wind Speed	1st	10	13	16	13	14	15	11	8	7	8	11	11	
		2nd	13	14	12	16	14	13	9	7	11	8	13	10	
		3rd	12	13	13	17	14	11	9	11	8	9	11	10	
Total Precip.	1st			25	420	25	430	4640	375	10	160	140	80		
	2nd	20	80		270	80		1085	3545	330	195	5			
	3rd	110	20	65		30	290	1295	1230	5		185	205		

Element		1	2	3	4	5	6	7	8	9	10	11	12					
(0.1 )	Air Temp.	Mean	-28	-6	52	129	182	222	261	245	197	137	43	-29	117			
		Mean Max.	32	51	125	200	257	289	301	290	263	208	102	19	178			
		Mean Min.	-94	-70	-26	51	105	153	229	206	131	71	-26	-82	54			
		Highest	114	118	186	280	308	336	340	350	293	270	187	81	350			
		Date	8	28	30	30	30	23	20	5	8	2	7	23	08/05			
		Lowest	-179	-123	-85	-16	55	88	200	129	49	-33	-102	-157	-179			
		Date	23	11	8	2	7	11	1	31	29	31	19	13	01/23			
(0.1mm)	Precip.	00~24h Total	90	85	95	640	175	655	5940	3135	235	245	310	295	11900			
		Highest. 1	Daily	40	25	40	375	80	170	1630	1230	190	185	205	170	1630		
			Date	27	22	31	5	13	7	10	20	11	11	25	24	07/10		
			Hourly	30	15	25	85	70	115	530	325	55	60	75	40	530		
	Date	27	20	27	5	13	28	3	15	11	11	25	24	07/03				
(0.1%)	Wind	Mean Speed	12	13	13	15	13	13	10	12	11	9	11	12	12			
		Highest Gust Speed	100	98	120	125	114	98	102	105	113	109	141	120	141			
		Dir.	WSW	WNW	WNW	WSW	WNW	WNW	WSW	WSW	WNW	ENE	WNW	WNW	WNW			
	Date	27	20	27	14	6	1	6	24	19	22	10	11	11/10				
(0.1%)	Wind Directions Only	Hourly Occurrence Maximum Speed	NNE	17	23	16	25	29	22	16	18	14	14	13	14	29		
			NE	22	10	12	13	12	25	13	14	23	25	19	8	25		
			ENE	25	28	29	32	30	31	30	39	44	48	22	24	48		
			E	46	21	22	53	28	36	31	43	47	55	21	25	55		
			ESE	20	19	23	40	29	32	26	30	28	31	22	24	40		
			SE	16	24	21	32	20	22	17	23	22	18	15	21	32		
			SSE	10	19	19	18	29	15	11	12	14	9		9	29		
			S	7		5	21	12	15	13	15	13	7	10	10	21		
			SSW	10	14	23	13	14	18	13			11	14	14	23		
			SW	14	19	21	25	20	16	17	20	17	11	10	10	25		
			WSW	32	33	37	40	43	34	26	33	29	19	30	33	43		
			W	37	38	45	42	42	35	27	24	26	26	36	39	45		
			WNW	37	38	39	36	39	34	17	27	34	34	37	43	43		
			NW	31	30	35	34	35	28	16	30	23	29	31	41	41		
			NNW	36	36	27	29	31	33	13	31	20	26	29	24	36		
			N	19	33	32	31	25	20	16	19	19	26	32	14	33		
			(0.1%)	Hourly Occurrence Percentage	CALM	112	77	62	89	89	114	234	156	149	289	132	173	140
					NNE	8	10	11	7	7	14	5	15	8	16	10	12	10
					NE	34	34	35	25	36	21	16	28	39	35	28	19	29
					ENE	277	251	286	228	221	228	159	227	318	220	260	272	245
E	151	103			99	93	83	121	144	261	204	171	119	93	137			
ESE	23	25			24	43	43	38	73	90	65	55	28	31	45			
SE	4	12			11	22	17	28	26	28	21	22	14	12	18			
SSE	7	4			8	4	12	8	5	5	6	1		4	5			
S	1				1	6	4	7	5	5	6	3	3	4	4			
SSW	4	4			8	6	12	8	9			3	8	5	6			
SW	9	16			22	39	36	17	39	13	7	5	15	3	18			
WSW	54	124			128	246	211	128	185	69	49	28	79	34	111			
W	121	170			151	110	132	135	65	24	42	39	115	130	102			
WNW	128	106			78	36	51	79	17	24	38	39	101	142	70			
NW	32	25	27	18	20	19	7	20	17	26	35	38	24					
NNW	23	22	26	13	17	24	7	26	21	27	26	16	21					
N	13	15	24	17	7	13	4	8	13	22	26	12	14					



Element		1	2	3	4	5	6	7	8	9	10	11	12			
Number of Days With Classified	Daily Max. Temp.	0.0	8	2										11	21	
		0.1 ~ 10.0	22	23	4								14	18	81	
		10.1 ~ 20.0	1	3	27	13	1	1				11	14		71	
		20.1 ~ 30.0				17	29	16	15	18	30	20				145
		30.1					1	13	16	13						43
	Daily Mean Temp.	- 5.0	11	1											8	20
		- 4.9 ~ 0.0	10	16	1								9	13	49	
		0.1 ~ 10.0	10	11	30	3						3	14	8	79	
		10.1 ~ 20.0				27	26	3		4	16	26	5		107	
		20.1					5	27	31	27	14	2			106	
	Daily Min. Temp.	- 15.0	5												3	8
		- 14.9 ~ - 5.0	19	22	6								11	17	75	
		- 4.9 ~ 0.0	7	5	20	2						2	10	8	54	
		0.1 ~ 10.0		1	5	26	16	2			5	21	6	1	83	
		10.1				2	15	28	31	31	25	8	1		141	
	Daily Precip.	0.1mm	3	4	4	8	4	8	20	14	3	4	6	6	84	
		10.0mm				2		4	9	6	1	1	1	1	25	
		30.0mm				1			6	3					10	
		80.0mm							3	1					4	
		100.0mm							1	1					2	
	Hourly Max. Precip.	1.0mm	3	4	3	7	4	8	19	13	2	4	3	4	74	
6.0mm					2	1	3	9	7		1	2		25		
10.0mm							2	7	4					13		
20.0mm								5	2					7		
30.0mm								5	1					6		
Daily Max. Wind Speed	0.5 ~ 3.3%	4	1					1		2	1	2	2	13		
	3.4 ~ 7.9%	18	20	24	17	22	23	28	27	23	28	18	20	268		
	8.0 ~ 13.8%	9	7	7	13	9	7	2	4	5	2	9	9	83		
	13.9%											1		1		
10 - Day Summary	Mean Temp. (0.1 )	1st	20	- 20	23	115	173	202	252	273	210	180	102	- 13		
		2nd	- 47	- 5	63	131	174	223	265	241	196	127	14	- 72		
		3rd	- 55	9	67	142	198	240	265	225	186	107	7	- 13		
	Mean Max. Temp. (0.1 )	1st	80	24	89	183	251	264	295	320	270	237	164	38		
		2nd	11	60	147	195	244	300	311	276	264	198	66	- 21		
		3rd	8	72	138	223	274	303	298	275	256	192	68	31		
	Mean Min. Temp. (0.1 )	1st	- 43	- 68	- 47	46	95	131	220	234	154	124	30	- 64		
		2nd	- 111	- 81	- 27	60	99	139	227	210	125	60	- 55	- 129		
		3rd	- 127	- 60	- 5	47	118	190	238	177	115	32	- 58	- 64		
	Mean Wind Speed (0.1%)	1st	12	14	16	13	14	14	10	10	9	8	11	12		
		2nd	13	14	12	15	13	13	9	15	13	9	12	12		
		3rd	12	12	12	16	13	11	10	11	12	10	11	11		
Total Precip. (0.1mm)	1st			30	430	40	325	3920	230	15	60	80	110			
	2nd	20	60		210	80		905	2175	220	185	15	10			
	3rd	70	25	65		55	330	1115	730			215	175			

Element		1	2	3	4	5	6	7	8	9	10	11	12					
(0.1 )	Air Temp.	Mean	- 3	13	74	145	199	234	268	258	219	162	63	- 11	135			
		Mean Max.	37	55	126	201	256	287	303	294	269	213	108	26	181			
		Mean Min.	- 40	- 27	32	99	149	189	241	227	177	120	24	- 45	96			
		Highest	115	122	188	280	309	336	345	359	297	275	194	89	359			
		Date	8	28	19	30	30	23	25	5	8	2	7	23	08/05			
		Lowest	- 98	- 76	- 29	39	112	144	218	166	124	33	- 49	- 107	- 107			
		Date	23	10	8	2	6	6	3	30	29	31	19	12	12/12			
(0.1mm)	Precip.	00~24h Total	100	135	105	640	160	770	6520	2945	300	285	135	280	12375			
		Highest. 1	Daily	50	55	45	375	70	345	1610	1315	195	215	95	220	1610		
			Date	27	22	1	5	13	25	10	20	11	11	10	24	07/10		
			Hourly	40	25	20	105	65	200	565	310	90	60	70	55	565		
	Date	27	17	31	5	13	25	6	15	19	11	10	24	07/06				
(0.1%)	Wind	Mean Speed	16	19	18	21	20	19	16	16	16	15	17	16	17			
		Highest Gust Speed	108	111	117	166	183	115	127	156	151	123	149	140	183			
		Dir.	SSW	NNE	WNW	NW	WSW	WSW	WSW	W	W	NE	NNE	NNW	WSW			
	Date	27	10	9	14	13	9	3	24	19	22	15	10	05/13				
(0.1%)	Wind Directions Only	Hourly Occurrence Maximum Speed	NNE	37	46	40	76	49	38	23	49	46	44	39	76			
			NE	28	45	39	50	22	35	19	44	39	43	40	19	50		
			ENE	30	27	35	47	23	40	30	34	37	57	20	25	57		
			E	28	17	22	34	16	27	27	34	38	54	16	20	54		
			ESE	26	12	20	30	22	28	27	26	34	22	16	17	34		
			SE	16	9	19	29	24	22	24	24	22	21	11	13	29		
			SSE	13	11	15	26	32	29	25	24	21	19	17	16	32		
			S	16	20	19	23	25	28	24	28	23	18	22	23	28		
			SSW	22	35	29	30	56	23	31	30	23	26	20	17	56		
			SW	49	39	29	49	38	36	42	33	37	25	37	24	49		
			WSW	51	38	53	60	58	49	47	55	55	31	46	34	60		
			W	39	46	65	68	67	42	59	41	44	33	48	38	68		
			WNW	45	44	55	51	59	51	35	33	48	38	47	37	59		
			NW	53	53	50	46	45	48	30	36	33	25	43	42	53		
			NNW	53	45	43	47	51	47	34	33	44	48	60	56	60		
			N	57	51	55	59	40	41	35	39	39	61	57	48	61		
			(0.1%)	Hourly Occurrence Percentage	CALM	68	55	60	43	62	49	69	51	58	62	75	59	59
					NNE	55	63	54	38	28	32	11	38	35	122	75	55	50
					NE	87	65	51	51	17	24	16	70	75	133	108	86	65
					ENE	137	113	117	76	82	79	47	167	247	222	128	154	131
					E	79	48	56	44	32	81	59	152	119	130	71	69	79
					ESE	40	10	12	21	13	46	70	110	63	40	19	30	40
					SE	11	3	16	21	12	24	27	35	38	34	11	15	21
					SSE	4	7	9	19	12	24	26	47	28	24	10	9	18
					S	10	12	11	38	31	38	83	47	26	11	24	24	30
					SSW	12	25	32	44	44	36	73	28	38	13	31	28	34
					SW	31	36	31	60	71	54	73	28	22	17	40	22	40
WSW	31	34			54	135	147	78	181	58	32	28	42	18	70			
W	70	115			137	189	192	133	136	43	60	30	57	45	100			
WNW	117	143			169	128	169	164	85	36	68	44	85	78	107			
NW	77	94	71	36	38	60	19	17	25	13	44	69	47					
NNW	81	113	65	26	26	35	16	34	35	39	93	134	58					
N	90	64	54	31	23	46	11	39	32	36	88	104	51					

Element		1	2	3	4	5	6	7	8	9	10	11	12		
Number of Days With Classified	Daily Max. Temp.	0.0	7	2										10	19
		0.1 ~ 10.0	21	23	4								14	21	83
		10.1 ~ 20.0	3	3	27	14	1	1				10	16		75
		20.1 ~ 30.0				16	29	16	16	17	30	21			145
		30.1					1	13	15	14					43
	Daily Mean Temp.	- 5.0	4											6	10
		- 4.9 ~ 0.0	15	10	1								3	13	42
		0.1 ~ 10.0	12	18	25	2						1	19	12	89
		10.1 ~ 20.0			5	28	14	2		1	5	25	8		88
		20.1					17	28	31	30	25	5			136
	Daily Min. Temp.	- 15.0													
		- 14.9 ~ - 5.0	17	6										15	38
		- 4.9 ~ 0.0	7	18	5								12	12	54
		0.1 ~ 10.0	7	4	26	15						9	16	4	81
		10.1				15	31	30	31	31	30	22	2		192
	Daily Precip.	0.1mm	3	4	5	8	4	7	20	15	3	5	4	5	83
		10.0mm				2		3	10	6	1	1		1	24
		30.0mm				1		1	7	2					11
		80.0mm							3	1					4
		100.0mm							2	1					3
Hourly Max. Precip.	1.0mm	2	4	2	7	4	7	19	12	3	3	2	3	68	
	6.0mm				2	1	2	10	8	2	1	1		27	
	10.0mm				1		1	8	3					13	
	20.0mm						1	6	2					9	
	30.0mm							6	1					7	
Daily Max. Wind Speed	0.5 ~ 3.3%	1												1	
	3.4 ~ 7.9%	20	15	15	6	10	16	24	22	25	26	17	18	214	
	8.0 ~ 13.8%	9	13	16	23	19	14	7	8	4	5	12	12	142	
	13.9%				1	2			1	1		1	1	7	
10 - Day Summary	Mean Temp. (0.1 )	1st	46	- 5	40	131	191	213	258	287	230	197	120	5	
		2nd	- 22	15	90	145	189	238	272	249	218	153	40	- 47	
		3rd	- 30	30	91	159	214	251	274	240	210	140	30	7	
	Mean Max. Temp. (0.1 )	1st	83	27	90	185	250	261	295	324	275	241	169	48	
		2nd	17	66	149	197	244	299	312	281	270	203	79	- 8	
		3rd	12	75	138	219	273	301	302	280	262	196	76	38	
	Mean Min. Temp. (0.1 )	1st	10	- 35	0	88	139	166	231	255	191	160	77	- 34	
		2nd	- 59	- 32	40	104	142	186	240	224	174	110	2	- 82	
		3rd	- 67	- 13	54	104	165	214	251	205	166	92	- 7	- 23	
	Mean Wind Speed (0.1%)	1st	15	20	22	18	19	21	17	14	12	15	16	17	
		2nd	17	19	17	22	21	19	16	16	19	16	18	18	
		3rd	17	18	17	24	20	16	15	19	16	14	16	15	
Total Precip. (0.1mm)	1st	5		60	435	45	315	4215	230	15	70	100	40		
	2nd		80		205	70		1005	2150	285	215	30			
	3rd	95	55	45		45	455	1300	565			5	240		

Element		1	2	3	4	5	6	7	8	9	10	11	12					
(0.1 )	Air Temp.	Mean	- 7	10	73	147	202	238	274	262	223	164	62	- 14	136			
		Mean Max.	33	52	124	200	256	290	310	300	272	211	103	21	181			
		Mean Min.	- 43	- 31	29	102	153	193	245	231	180	122	23	- 49	96			
		Highest	111	123	186	282	310	344	356	364	303	276	184	83	364			
		Date	8	28	19	30	30	23	20	5	8	2	7	23	08/05			
		Lowest	- 106	- 80	- 33	36	123	144	219	170	119	29	- 51	- 114	- 114			
		Date	24	10	8	2	7	6	3	30	29	31	19	12	12/12			
(0.1mm)	Precip.	00~24h Total	130	115	110	655	190	1300	6215	2970	265	265	360	345	12920			
		Highest. 1	Daily	50	45	55	380	80	645	1495	1250	175	190	225	195	1495		
			Date	29	22	31	5	13	25	10	20	11	11	25	24	07/10		
			Hourly	30	20	25	95	80	450	565	310	75	60	90	55	565		
	Date	27	17	31	5	13	25	3	15	19	11	25	24	07/03				
(0.1%)	Wind	Mean Speed	18	20	19	23	23	22	20	22	19	18	19	18	20			
		Highest Gust Speed	122	113	161	157	182	193	114	143	139	137	147	133	193			
		Dir.	SSW	WSW	WNW	SW	WSW	SSE	NNW	WSW	SW	NE	SW	WNW	SSE			
	Date	27	10	27	14	6	26	6	24	19	22	10	11	06/26				
(0.1%)	Wind Directions Only	Hourly Occurrence Maximum Speed	NNE	25	32	27	55	31	30	29	36	41	54	37	24	55		
			NE	28	25	35	47	38	45	38	40	46	67	28	24	67		
			ENE	47	25	41	48	26	38	49	54	49	50	24	31	54		
			E	16	23	34	39	27	37	37	65	35	70	17	26	70		
			ESE	17	17	24	41	20	38	31	40	37	24	28	22	41		
			SE	18	10	22	32	29	58	34	31	42	25	12	24	58		
			SSE	15	39	23	24	39	46	46	40	28	29	24	22	46		
			S	32	40	39	46	68	39	37	45	28	22	31	29	68		
			SSW	40	34	40	64	65	50	54	38	42	38	41	29	65		
			SW	37	41	63	68	69	57	51	56	49	34	66	27	69		
			WSW	48	41	54	69	65	46	43	43	47	29	45	39	69		
			W	45	46	62	53	55	51	35	37	46	25	56	48	62		
			WNW	48	51	62	46	53	54	37	43	40	45	50	51	62		
			NW	48	49	40	56	61	35	26	39	39	42	52	55	61		
			NNW	49	50	56	43	49	37	32	43	32	42	40	45	56		
			N	34	41	43	52	47	37	21	41	38	52	49	55	55		
			(0.1%)	Hourly Occurrence Percentage	CALM	44	31	34	22	13	4	28	9	17	16	35	36	24
					NNE	77	67	71	63	47	57	28	63	114	153	97	98	78
					NE	101	71	63	43	48	61	42	125	142	160	79	74	84
					ENE	115	100	99	71	70	103	97	211	210	194	114	98	124
					E	34	16	30	46	19	56	48	121	76	52	24	42	47
					ESE	19	10	16	21	15	43	48	75	47	36	19	22	31
					SE	13	12	19	21	13	19	39	42	28	27	11	15	22
					SSE	15	10	13	24	17	28	44	28	22	26	14	16	22
					S	16	25	23	56	60	43	63	31	28	16	40	26	36
					SSW	23	31	50	96	128	76	156	31	31	22	42	30	60
					SW	55	71	97	194	215	114	237	69	67	34	57	23	103
WSW	59	86			101	111	130	117	58	36	38	27	57	32	71			
W	121	135			138	89	95	100	43	32	54	23	78	89	83			
WNW	84	116			85	56	56	67	32	38	33	38	88	106	66			
NW	86	77			52	15	16	35	8	15	22	31	64	108	44			
NNW	73	76	46	31	27	40	15	26	19	51	93	112	50					
N	65	63	63	43	28	38	13	47	53	95	89	75	56					

Element		1	2	3	4	5	6	7	8	9	10	11	12			
Number of Days With Classified	Daily Max. Temp.	0.0	7	2										12	21	
		0.1 ~ 10.0	22	23	4								14	19	82	
		10.1 ~ 20.0	2	3	27	14	2	1				11	16		76	
		20.1 ~ 30.0				16	28	16	13	16	28	20				137
		30.1					1	13	18	15	2					49
	Daily Mean Temp.	-5.0	5	1										6	12	
		-4.9 ~ 0.0	15	9	1								3	14	42	
		0.1 ~ 10.0	11	18	25	2						1	20	11	88	
		10.1 ~ 20.0			5	27	13	2			3	25	7		82	
		20.1				1	18	28	31	31	27	5			141	
	Daily Min. Temp.	-15.0	17	7									1	17	42	
		-14.9 ~ -5.0	7	19	5								11	10	52	
		-4.9 ~ 0.0	7	2	26	11						8	16	4	74	
		0.1 ~ 10.0				19	31	30	31	31	30	23	2		197	
		10.1														
	Daily Precip.	0.1mm	5	4	4	7	4	8	20	14	3	3	7	7	86	
		10.0mm				2		4	10	5	1	1	1	1	25	
		30.0mm				1		1	6	2					10	
		80.0mm							3	1					4	
		100.0mm							2	1					3	
	Hourly Max. Precip.	1.0mm	3	4	3	5	4	7	19	14	3	3	3	5	73	
6.0mm					1	1	3	11	7	1	1	2		27		
10.0mm							2	8	3					13		
20.0mm							2	6	2					10		
30.0mm							1	6	1					8		
Daily Max. Wind Speed	0.5 ~ 3.3%	18	11	11	5	7	12	16	15	23	25	15	18	176		
	3.4 ~ 7.9%	13	17	19	23	22	17	15	15	6	6	13	13	179		
	8.0 ~ 13.8%			1	2	2	1		1	1		2		10		
	13.9%															
10 - Day Summary	Mean Temp. (0.1 )	1st	43	-8	38	132	195	215	264	292	234	199	120	1		
		2nd	-26	13	89	147	191	242	279	253	222	154	38	-51		
		3rd	-34	29	90	162	218	256	278	244	213	140	28	5		
	Mean Max. Temp. (0.1 )	1st	80	24	88	184	250	263	302	332	279	242	166	42		
		2nd	13	63	147	196	243	300	323	285	273	200	74	-13		
		3rd	9	73	135	220	274	307	306	286	264	194	70	33		
	Mean Min. Temp. (0.1 )	1st	9	-38	-3	88	146	171	236	259	195	163	79	-37		
		2nd	-63	-36	38	108	144	191	244	228	177	112	1	-87		
		3rd	-72	-16	51	110	168	218	255	209	168	94	-10	-26		
	Mean Wind Speed (0.1%)	1st	18	20	22	20	22	25	21	19	16	18	19	19		
		2nd	18	19	17	23	23	22	19	26	23	18	21	20		
		3rd	18	19	18	26	23	19	20	22	19	17	18	17		
Total Precip. (0.1mm)	1st	5		45	440	65	325	3890	220	15	75	90	120			
	2nd	35	70		215	80	5	880	2180	250	190	30	15			
	3rd	90	45	65		45	970	1445	570			240	210			

Element		1	2	3	4	5	6	7	8	9	10	11	12					
(0.1 )	Air Temp.	Mean	- 2	11	71	142	195	232	270	260	223	165	66	- 8	135			
		Mean Max.	37	53	124	200	254	286	306	296	269	213	108	28	181			
		Mean Min.	- 37	- 28	30	97	146	186	242	229	183	123	25	- 42	96			
		Highest	111	124	181	280	306	326	349	362	296	275	201	91	362			
		Date	8	28	19	30	30	23	25	5	26	2	1	10	08/05			
		Lowest	- 101	- 73	- 35	49	111	147	223	166	124	40	- 49	- 105	- 105			
		Date	23	10	8	2	7	6	2	30	29	31	19	12	12/12			
(0.1mm)	Precip.	00~24h Total	130	120	70	480	185	735	4635	2745	250	265	400	335	10350			
		Highest. 1	Daily	50	50	60	300	70	285	1570	895	195	180	285	195	1570		
			Date	29	22	1	5	13	26	10	20	11	11	25	24	07/10		
			Hourly	45	20	25	80	70	185	545	365	50	65	110	50	545		
(0.1%)	Wind	Mean Speed	15	16	16	18	17	16	15	14	13	12	15	15	15			
		Highest Gust Speed	114	105	109	132	126	101	92	135	103	99	130	106	135			
		Dir.	SSW	NW	WNW	SSW	WSW	S	SSW	SSW	W	ESE	WSW	NW	SSW			
		Date	26	23	27	14	13	9	3	24	28	22	10	11	08/24			
(0.1%)	Wind Directions Only	Hourly Occurrence Maximum Speed	NNE	23	11	17	22	17	26	17	26	19	18	17	18	26		
			NE	17	16	16	33	20	15	17	21	25	24	14	15	33		
			ENE	27	23	24	24	26	24	21	25	29	31	19	20	31		
			E	24	15	14	32	19	26	30	30	27	27	15	14	32		
			ESE	16	14	13	27	10	20	20	27	21	26	11	12	27		
			SE	14	29	13	11	29	23	15	30	13	15	23	17	30		
			SSE	14	32	21	30	23	23	26	29	24	17	17	17	32		
			S	39	31	29	49	54	29	41	40	29	20	39	29	54		
			SSW	52	32	35	56	43	36	36	41	35	27	37	28	56		
			SW	25	30	44	42	52	42	36	49	38	25	31	39	52		
			WSW	29	34	40	47	45	40	33	42	38	25	39	27	47		
			W	27	29	36	34	40	35	30	19	28	23	35	31	40		
			WNW	29	38	35	27	37	34	21	26	22	20	35	34	38		
			NW	38	45	44	43	36	36	26	30	39	43	43	45	45		
			NNW	45	38	43	35	28	26	19	38	23	40	35	32	45		
			N	22	25	30	34	29	22	12	23	29	32	31	24	34		
			(0.1%)	Hourly Occurrence Percentage	CALM	64	49	54	46	51	52	81	70	89	81	88	81	67
					NNE	35	10	11	22	9	14	18	27	38	56	40	39	27
					NE	45	33	28	13	17	13	11	27	49	44	31	50	30
					ENE	73	21	36	32	16	58	53	145	135	126	56	74	69
E	30	18			11	52	20	73	67	215	108	113	24	19	63			
ESE	7	4			9	10	9	10	13	47	33	28	6	1	15			
SE	5	9			4	10	11	18	9	20	11	15	11	12	11			
SSE	7	22			19	14	20	25	55	27	26	19	11	19	22			
S	31	45			44	56	62	42	86	52	50	31	49	50	50			
SSW	57	92			141	181	160	139	202	83	75	59	86	71	112			
SW	50	97			137	216	244	139	224	92	96	31	67	53	120			
WSW	37	83			109	132	172	128	98	50	63	27	58	26	82			
W	46	63			58	56	69	72	18	11	31	16	47	35	43			
WNW	79	100			86	35	38	55	18	22	22	30	64	88	53			
NW	252	235	173	82	65	108	23	50	85	130	193	245	136					
NNW	118	77	56	28	26	35	13	34	47	116	117	98	64					
N	63	42	23	17	11	20	11	28	43	78	53	39	35					

Element		1	2	3	4	5	6	7	8	9	10	11	12		
Number of Days With Classified	Daily Max. Temp.	0.0	6	2										9	17
		0.1 ~ 10.0	21	23	4								14	22	84
		10.1 ~ 20.0	4	3	27	16	1	1				10	15		77
		20.1 ~ 30.0				14	29	18	13	17	30	21	1		143
		30.1					1	11	18	14					44
	Daily Mean Temp.	- 5.0	4	1										5	10
		- 4.9 ~ 0.0	14	11	1								3	13	42
		0.1 ~ 10.0	13	16	27	2						1	19	13	91
		10.1 ~ 20.0			3	28	15	2		2	3	25	8		86
		20.1					16	28	31	29	27	5			136
	Daily Min. Temp.	- 15.0													
		- 14.9 ~ - 5.0	16	6										14	36
		- 4.9 ~ 0.0	7	16	5								11	12	51
		0.1 ~ 10.0	8	6	26	17						6	17	5	85
		10.1				13	31	30	31	31	30	25	2		193
	Daily Precip.	0.1mm	4	5	3	7	5	8	17	14	4	3	5	7	82
		10.0mm				1		3	10	6	1	1	1	1	24
		30.0mm				1			5	2					8
		80.0mm							1	2					3
		100.0mm							1						1
Hourly Max. Precip.	1.0mm	5	4	1	5	5	7	15	12	3	3	5	4	69	
	6.0mm				1	1	2	9	7		1	1		22	
	10.0mm						2	6	4			1		13	
	20.0mm							6	3					9	
	30.0mm							3	1					4	
Daily Max. Wind Speed	0.5 ~ 3.3%	1												1	
	3.4 ~ 7.9%	21	21	22	12	23	19	25	26	25	29	23	20	266	
	8.0 ~ 13.8%	9	7	9	18	8	11	6	5	5	2	7	11	98	
	13.9%														
10 - Day Summary	Mean Temp.	1st	48	- 6	38	128	187	211	261	288	234	198	123	8	
		2nd	- 22	14	86	143	186	235	272	251	221	155	42	- 42	
		3rd	- 29	29	89	156	210	250	276	242	214	143	32	9	
	Mean Max. Temp.	1st	84	26	89	185	249	260	298	327	276	245	170	51	
		2nd	17	64	144	197	241	296	314	282	268	200	79	- 5	
		3rd	12	73	138	219	270	303	306	281	263	195	75	38	
	Mean Min. Temp.	1st	14	- 34	- 1	85	139	165	233	256	198	160	78	- 31	
		2nd	- 57	- 33	38	102	138	185	240	227	178	113	4	- 76	
		3rd	- 65	- 14	51	104	161	209	253	207	172	98	- 7	- 22	
	Mean Wind Speed	1st	13	16	18	16	16	17	16	12	10	13	14	15	
		2nd	15	18	14	18	18	16	14	15	16	12	16	16	
		3rd	15	16	16	21	17	14	14	16	14	12	14	13	
Total Precip.	1st		5	65	330	80	230	3290	330	25	85	85	85		
	2nd	20	65		150	70		660	1900	220	180	15	35		
	3rd	110	50	5		35	505	685	515	5		300	215		

Element		1	2	3	4	5	6	7	8	9	10	11	12			
(0.1 )	Air Temp.	Mean	- 8	6	69	140	194	231	268	257	221	162	63	- 16	132	
		Mean Max.	32	52	128	204	257	289	307	296	270	214	108	23	182	
		Mean Min.	- 44	- 34	28	97	147	185	240	227	181	122	23	- 52	93	
		Highest	112	131	184	280	315	348	346	364	302	276	190	86	364	
		Date	8	28	19	30	30	23	25	5	26	8	7	22	08/05	
		Lowest	- 115	- 85	- 41	48	106	142	219	158	120	30	- 59	- 124	- 124	
		Date	23	10	8	2	7	6	3	30	29	30	19	12	12/12	
(0.1mm)	Precip.	00~24h Total	105	85	75	570	165	690	5055	2780	295	210	225	320	10575	
		Highest. 1	Daily	40	35	50	355	60	350	1350	1075	230	160	85	195	1350
			Date	27	17	1	5	13	26	10	20	11	11	13	24	07/10
			Hourly	40	20	20	85	60	240	555	360	75	40	85	40	555
(0.1%)	Wind	Date	27	17	1	5	13	26	3	15	11	11	13	24	07/03	
		Mean Speed	29	30	27	27	25	26	21	27	23	23	27	28	26	
(0.1%)	Wind	Highest Gust Speed	150	141	166	142	154	129	150	143	133	146	145	154	166	
		* Dir.	NW	WNW	NW	SW	W	NW	WNW	W	WSW	WNW	W	NW	NW	
(0.1%)	Wind	Date	22	23	27	14	25	1	2	24	19	29	15	10	03/27	
		Hourly Occurrence Maximum Speed	NNE	18	9	16	20	19	28	24	30	32	40	16	8	40
NE	5		22	21	31		19	25	29	39	49	9	19	49		
ENE	20		16	24	38	32	27	14	57	50	55	36	34	57		
E	56		42	43	50	39	52	49	64	54	48	44	47	64		
ESE	36		36	30	58	38	54	49	56	47	43	45	34	58		
SE	27		24	35	35	36	39	43	46	30	24	24	24	46		
SSE	37		45	29	48	46	42	46	51	32	29	44	32	51		
S	36		39	28	46	62	37	43	51	32	30	52	30	62		
SSW	47		36	28	62	65	43	48	39	25	26	43	24	65		
SW	43		34	36	50	69	49	53	68	49	34	52	20	69		
WSW	31		45	58	54	69	40	55	57	59	28	64	35	69		
W	53		67	66	69	75	47	35	42	62	43	59	63	75		
WNW	67		68	97	74	73	79	47	52	56	80	81	84	97		
NW	89		81	85	85	94	58	48	55	65	70	65	82	94		
NNW	43		53	55	63	43	42	25	49	65	53	53	45	65		
N	27		21	13	22	27	29	25	36	29	53	18	30	53		
(0.1%)	Hourly Occurrence Percentage		CALM	15	15	18	10	22	16	23	12	28	31	24	37	21
		NNE	9	3	7	7	4	6	8	11	24	15	8	1	9	
		NE	1	4	5	7		1	5	15	29	22	2	4	8	
		ENE	12	6	3	4	12	6	5	35	47	32	17	19	17	
		E	90	30	34	29	14	55	65	219	138	141	92	94	84	
		ESE	90	70	57	89	51	75	96	162	117	107	90	119	94	
		SE	30	21	19	31	28	27	52	44	35	24	26	16	30	
		SSE	18	37	40	49	35	39	69	39	54	31	36	38	40	
		S	16	27	27	65	72	65	105	73	40	31	41	38	50	
		SSW	8	19	35	82	85	52	137	26	19	15	18	12	43	
		SW	5	25	34	99	100	79	132	55	49	14	27	15	53	
		WSW	30	46	67	111	114	66	93	34	39	20	24	16	55	
		W	47	77	112	86	124	76	48	31	46	34	80	56	68	
		WNW	205	247	266	174	188	244	65	92	102	97	236	261	180	
		NW	344	303	225	104	110	146	59	105	135	234	210	224	183	
		NNW	59	58	46	46	27	39	24	32	71	114	62	34	51	
		N	19	10	5	8	14	10	13	16	28	39	11	12	16	



Element		1	2	3	4	5	6	7	8	9	10	11	12			
Number of Days With Classified	Daily Max. Temp.	0.0	9	2										11	22	
		0.1 ~ 10.0	19	23	4								12	20	78	
		10.1 ~ 20.0	3	3	27	15		1				10	15		74	
		20.1 ~ 30.0				15	28	17	13	17	29	21			140	
		30.1					3	11	18	14	1				47	
	Daily Mean Temp.	- 5.0	6	1										7	14	
		- 4.9 ~ 0.0	14	12	1								4	13	44	
		0.1 ~ 10.0	11	15	27	2						1	14	11	81	
		10.1 ~ 20.0			3	28	16	2		2	4	25	8		88	
		20.1					15	27	31	29	26	5			133	
	Daily Min. Temp.	- 15.0												2	19	47
		- 14.9 ~ - 5.0	18	8										8	8	45
		- 4.9 ~ 0.0	6	17	6										4	76
		0.1 ~ 10.0	7	3	25	17						6	14	4		193
		10.1				13	31	29	31	31	30	25	3			
	Daily Precip.	0.1mm	4	5	3	7	4	7	20	13	3	4	5	6	81	
		10.0mm				1		2	8	5	1	1		1	19	
		30.0mm				1		1	6	2					10	
		80.0mm							1	2					3	
		100.0mm							1	1					2	
	Hourly Max. Precip.	1.0mm	3	3	3	6	4	6	18	11	3	2	6	5	70	
6.0mm					2	1	2	8	5	1		2		21		
10.0mm							1	7	4					12		
20.0mm							1	5	2					8		
30.0mm								1	1					2		
Daily Max. Wind Speed	0.5 ~ 3.3%															
	3.4 ~ 7.9%	13	11	7	10	10	9	21	10	18	17	12	13	151		
	8.0 ~ 13.8%	15	16	22	18	17	20	9	20	12	13	12	15	189		
	13.9%	3	1	2	2	4		1	1		1	3	3	21		
10 - Day Summary	Mean Temp. (0.1 )	1st	44	- 12	35	126	186	210	258	287	232	195	118	0		
		2nd	- 29	9	84	141	185	235	270	250	219	152	33	- 53		
		3rd	- 36	25	85	155	209	250	274	238	212	140		2		
	Mean Max. Temp. (0.1 )	1st	81	21	90	187	251	263	301	326	276	247	169	47		
		2nd	12	64	149	201	243	298	314	283	267	202	73	- 14		
		3rd	5	75	143	224	275	308	306	281	267	196		35		
	Mean Min. Temp. (0.1 )	1st	8	- 44	- 5	83	140	164	232	255	196	158	75	- 41		
		2nd	- 64	- 37	38	102	141	186	239	225	177	112	- 3	- 89		
		3rd	- 73	- 20	49	106	159	209	249	203	169	97		- 30		
	Mean Wind Speed (0.1%)	1st	27	31	32	25	26	30	23	23	20	23	25	29		
		2nd	31	30	24	29	25	24	19	32	28	24	30	31		
		3rd	29	27	25	28	25	22	21	25	23	23		25		
Total Precip. (0.1mm)	1st		5	50	385	60	290	3290	305	20	50	90	100			
	2nd	20	55		185	60		795	1985	275	160	85	15			
	3rd	85	25	25		45	400	970	490			50	205			

Element		1	2	3	4	5	6	7	8	9	10	11	12					
(0.1 )	Air Temp.	Mean	- 14	1	63	135	188	225	263	251	213	155	54	- 21	126			
		Mean Max.	31	50	124	201	259	289	303	293	270	214	106	21	180			
		Mean Min.	- 54	- 44	15	84	133	174	235	219	167	107	9	- 60	82			
		Highest	112	124	179	280	307	337	348	361	294	277	186	90	361			
		Date	8	28	19	30	30	23	25	5	8	2	2	23	08/05			
		Lowest	- 131	- 97	- 54	29	85	137	213	144	99	12	- 73	- 127	- 131			
		Date	23	2	8	2	6	6	1	30	29	30	19	13	01/23			
(0.1mm)	Precip.	00~24h Total	120	110	80	525	180	625	5405	2990	350	230	375	355	11345			
		Highest. 1	Daily	45	45	60	370	70	300	1330	1135	260	180	225	205	1330		
			Date	29	17	1	5	13	26	23	20	11	11	25	24	07/23		
			Hourly	40	25	20	90	70	215	490	340	95	50	85	45	490		
(0.1mm)	Date	27	17	1	5	13	26	23	15	11	11	25	24	07/23				
(0.1%)	Wind	Mean Speed	14	15	14	14	11	11	9	12	11	11	14	16	13			
		Highest Gust Speed	84	98	92	106	104	74	73	98	72	85	88	86	106			
		* Dir.	W	WNW	WNW	NW	SSW	WSW	W	SSW	NW	WNW	WNW	W	NW			
(0.1%)	Date	14	20	6	1	13	1	10	24	28	29	10	26	04/01				
(0.1%)	Wind Directions Only	Hourly Occurrence Maximum Speed	NNE	18	12	21	19	13	20	18	27	24	34	12	16	34		
			NE	32	28	26	26	21	24	25	29	26	25	26	29	32		
			ENE	30	28	26	18	19	24	20	33	21	25	30	31	33		
			E	27	20	20	21	17	25	26	34	22	22	30	27	34		
			ESE	28	17	18	24	11	24	19	30	20	20	19	26	30		
			SE	31	19	24	27	22	27	26	33	19	24	19	22	33		
			SSE	25	32	22	30	33	26	27	27	25	23	34	20	34		
			S	29	26	24	38	48	32	36	34	31	24	22	26	48		
			SSW	39	29	31	50	38	30	26	37	28	17	35	16	50		
			SW	24	25	33	34	28	24	26	29	26	12	22	15	34		
			WSW	27	34	41	34	31	21	20	27	15	12	18	16	41		
			W	34	28	32	29	32	22	17	23	21	17	30	35	35		
			WNW	45	46	46	39	32	28	20	24	28	37	36	47	47		
			NW	35	41	47	36	42	40	20	23	36	32	41	45	47		
			NNW	24	25	30	30	33	24	14	23	24	38	38	46	46		
			N	15	19	25	35	20	24	17	21	22	20	15	11	35		
			(0.1%)	Hourly Occurrence Percentage	CALM	88	144	207	157	219	214	254	136	101	122	79	76	150
					NNE	45	18	27	21	17	27	30	58	110	81	38	20	41
					NE	55	18	20	17	22	34	26	110	124	108	64	64	55
					ENE	77	34	30	11	15	13	21	91	76	55	60	81	47
E	36	28			23	24	9	18	25	46	26	32	53	55	31			
ESE	26	21			12	21	13	13	18	42	38	22	26	38	24			
SE	21	15			12	24	13	20	32	35	31	28	24	27	23			
SSE	30	31			23	56	44	45	100	79	54	60	39	32	50			
S	26	19			16	83	74	76	141	93	54	42	49	38	59			
SSW	10	16			28	76	75	47	90	34	32	22	21	15	39			
SW	7	18			15	64	75	52	61	27	36	13	18	5	33			
WSW	21	54			54	64	58	41	51	20	11	7	18	5	33			
W	25	46			69	88	70	62	29	15	22	24	29	24	42			
WNW	235	286			253	144	145	139	41	49	81	73	185	207	152			
NW	198	152	117	79	94	123	39	66	67	108	179	203	119					
NNW	45	58	58	46	27	45	21	39	47	71	61	72	49					
N	55	42	38	26	28	30	21	60	90	133	58	38	52					

Element		1	2	3	4	5	6	7	8	9	10	11	12			
Number of Days With Classified	Daily Max. Temp.	0.0	9	2										12	23	
		0.1 ~ 10.0	19	22	5								14	19	79	
		10.1 ~ 20.0	3	4	26	14		1				10	16		74	
		20.1 ~ 30.0				16	29	17	13	16	30	21			142	
		30.1					2	12	17	15					46	
	Daily Mean Temp.	- 5.0	9	1											7	17
		- 4.9 ~ 0.0	12	13	1								5	15	46	
		0.1 ~ 10.0	10	14	27	2						2	18	9	82	
		10.1 ~ 20.0			3	28	18	3		2	6	24	7		91	
		20.1					13	27	30	29	24	5			128	
	Daily Min. Temp.	- 15.0														
		- 14.9 ~ - 5.0	19	11	1								3	20	54	
		- 4.9 ~ 0.0	6	15	7								11	9	48	
		0.1 ~ 10.0	6	2	23	24	3				1	12	14	2	87	
		10.1				6	28	30	30	31	29	19	2		175	
	Daily Precip.	0.1mm	4	5	3	7	5	6	19	12	5	4	7	7	84	
		10.0mm				1		2	9	6	1	1	1	1	22	
		30.0mm				1		1	5	3					10	
		80.0mm							3	2					5	
		100.0mm							2	1					3	
Hourly Max. Precip.	1.0mm	3	4	2	5	4	6	16	11	3	3	4	5	66		
	6.0mm				2	1	2	9	6	2		2		24		
	10.0mm						1	8	4					13		
	20.0mm						1	5	2					8		
	30.0mm							3	1					4		
Daily Max. Wind Speed	0.5 ~ 3.3%	1						1		1				3		
	3.4 ~ 7.9%	26	25	28	27	29	30	29	29	29	30	28	25	335		
	8.0 ~ 13.8%	3	3	3	3	2			1		1	2	6	24		
	13.9%															
10 - Day Summary	Mean Temp. (0.1 )	1st	38	- 17	30	121	181	203	254	280	223	190	113	- 4		
		2nd	- 35	4	79	135	180	229	267	245	211	144	28	- 57		
		3rd	- 42	19	80	149	202	243	269	230	205	132	20	- 3		
	Mean Max. Temp. (0.1 )	1st	81	21	86	185	254	264	296	324	274	242	168	46		
		2nd	11	62	147	196	247	299	312	280	268	202	76	- 16		
		3rd	5	74	139	223	275	306	301	278	267	199	74	32		
	Mean Min. Temp. (0.1 )	1st	0	- 53	- 15	74	125	150	226	248	183	149	64	- 47		
		2nd	- 74	- 47	23	89	126	172	233	221	161	95	- 16	- 97		
		3rd	- 87	- 31	35	90	146	200	244	192	158	79	- 23	- 38		
	Mean Wind Speed (0.1%)	1st	15	16	18	13	11	13	11	10	10	11	13	16		
		2nd	14	16	11	15	11	10	7	15	12	12	15	17		
		3rd	14	14	13	14	11	10	10	12	12	12	14	14		
Total Precip. (0.1mm)	1st		5	65	415	60	270	3140	245	25	50	90	130			
	2nd	25	70		110	70		735	2135	320	180	50	10			
	3rd	95	35	15		50	355	1530	610	5		235	215			

Element		1	2	3	4	5	6	7	8	9	10	11	12					
(0.1 )	Air Temp.	Mean	- 6	10	72	144	197	234	269	257	218	159	61	- 13	134			
		Mean Max.	33	52	123	200	254	289	307	298	268	208	103	22	180			
		Mean Min.	- 44	- 32	26	94	145	186	240	224	174	116	20	- 48	92			
		Highest	114	122	181	285	312	343	349	369	295	270	184	88	369			
		Date	8	28	19	30	30	23	25	5	8	2	7	23	08/05			
		Lowest	- 108	- 77	- 31	30	106	139	220	162	118	27	- 55	- 108	- 108			
		Date	24	2	8	2	6	11	3	31	29	31	19	14	12/14			
(0.1mm)	Precip.	00~24h Total	140	135	125	570	165	375	4175	3220	190	330	425	265	10115			
		Highest. 1	Daily	60	70	55	335	65	110	1020	1160	170	195	280	195	1160		
			Date	29	22	1	5	13	26	23	20	11	11	25	24	08/20		
			Hourly	30	20	25	80	65	60	425	435	45	85	105	60	435		
	Date	27	22	31	5	13	26	15	23	11	11	25	24	08/23				
(0.1%)	Wind	Mean Speed	17	18	18	18	17	17	13	14	14	13	15	16	16			
		Highest Gust Speed	95	92	99	103	116	95	89	105	88	99	102	112	116			
		* Dir.	NNW	W	WNW	WSW	WSW	WSW	SW	WSW	W	SE	W	NW	WSW			
	Date	22	10	6	27	6	1	14	24	28	22	15	10	05/06				
(0.1%)	Wind Directions Only	Hourly Occurrence Maximum Speed	NNE	21	30	31	29	23	23	13	31	24	24	28	28	31		
			NE	29	29	28	22	16	25	24	28	22	36	19	20	36		
			ENE	32	23	27	41	19	30	27	32	29	35	20	20	41		
			E	25	18	26	31	17	25	20	25	28	21	21	18	31		
			ESE	19	15	16	25	15	17	24	27	34	17	16	17	34		
			SE	14	18	16	36	24	25	25	25	36	50	14	15	50		
			SSE	17	21	17	21	20	22	20	26	22	19	17	19	26		
			S	15	30	22	28	26	25	21	27	22	22	27	19	30		
			SSW	34	18	19	25	49	24	28	23	21	18	23	19	49		
			SW	32	27	26	51	58	48	42	36	44	42	26	13	58		
			WSW	34	34	43	50	48	42	36	37	39	29	40	32	50		
			W	41	42	49	45	44	39	32	44	27	34	46	40	49		
			WNW	50	50	42	46	44	32	37	31	43	45	44	51	51		
			NW	47	48	50	51	33	27	27	30	28	45	46	54	54		
			NNW	37	36	36	31	31	12	16	19	24	22	40	44	44		
			N	22	35	25	37	23	7	21	33	21	27	35	24	37		
			(0.1%)	Hourly Occurrence Percentage	CALM	63	52	65	71	51	24	86	69	55	95	97	105	70
					NNE	15	7	13	19	5	7	10	22	28	60	46	24	22
					NE	58	27	24	18	8	28	26	97	49	70	36	39	40
					ENE	88	39	27	38	15	51	65	198	146	116	71	78	78
					E	46	27	22	28	15	34	52	125	80	86	79	62	55
					ESE	65	46	55	63	50	44	71	89	104	63	79	73	67
					SE	70	73	93	63	77	99	57	67	149	140	46	58	83
					SSE	62	64	56	39	55	56	61	35	53	47	32	31	49
					S	15	21	26	58	99	78	95	40	60	32	26	26	48
					SSW	5	15	17	43	67	56	63	20	34	26	11	9	31
					SW	8	21	22	113	274	228	75	47	73	67	22	7	80
WSW	30	48			62	92	112	79	124	44	55	31	38	19	61			
W	100	149			171	146	78	94	112	54	25	27	90	47	91			
WNW	187	210			214	132	58	94	71	55	38	43	157	168	118			
NW	139	162	102	47	23	18	22	17	28	38	125	206	77					
NNW	40	15	17	18	9	7	4	5	6	12	21	31	16					
N	9	24	15	14	4	1	8	16	15	47	22	19	16					

Element		1	2	3	4	5	6	7	8	9	10	11	12				
Number of Days With Classified	Daily Max. Temp.	0.0	7	2										10	19		
		0.1 ~ 10.0	23	22	4									15	21	85	
		10.1 ~ 20.0	1	4	27	15	1	1					11	15		75	
		20.1 ~ 30.0				15	29	16	13	17	29	20					139
		30.1					1	13	17	14							45
	Daily Mean Temp.	- 5.0	5	1											6	12	
		- 4.9 ~ 0.0	14	9	1									3	14	41	
		0.1 ~ 10.0	12	18	26	2						2	20	11		91	
		10.1 ~ 20.0			4	28	15	2		1	5	24	7			86	
		20.1					16	28	30	30	24	5					133
	Daily Min. Temp.	- 15.0													1	16	40
		- 14.9 ~ - 5.0	16	7											11	12	58
		- 4.9 ~ 0.0	9	20	6												80
		0.1 ~ 10.0	6	1	25	16						12	17	3			185
		10.1				14	31	30	30	31	29	19	1				
	Daily Precip.	0.1mm	5	5	4	8	5	8	21	12	2	3	5	7		85	
		10.0mm				1			2	7	6	1	1	1	1	20	
		30.0mm				1				6	3					10	
		80.0mm								2	2					4	
		100.0mm								1	1					2	
Hourly Max. Precip.	1.0mm	3	4	3	5	5	6	19	13	2	3	4	3		70		
	6.0mm				1	1	1	6	8		1	1	1		20		
	10.0mm							6	3			1			10		
	20.0mm							5	3						8		
	30.0mm							4	2						6		
Daily Max. Wind Speed	0.5 ~ 3.3%	1								2					3		
	3.4 ~ 7.9%	23	21	23	18	25	26	27	28	24	29	21	22		287		
	8.0 ~ 13.8%	7	7	8	12	6	4	3	3	3	2	9	9		73		
	13.9%																
10 - Day Summary	Mean Temp. (0.1 )	1st	43	- 6	39	130	189	212	262	286	228	195	118	2			
		2nd	- 26	13	86	144	187	237	272	248	218	150	37	- 48			
		3rd	- 33	28	89	158	214	253	273	239	207	135	28	5			
	Mean Max. Temp. (0.1 )	1st	80	24	87	183	246	262	306	330	274	239	163	43			
		2nd	12	63	144	195	241	299	311	282	269	197	74	- 12			
		3rd	8	73	136	222	274	306	305	283	260	190	71	34			
	Mean Min. Temp. (0.1 )	1st	5	- 39	- 2	84	137	164	233	252	187	158	73	- 36			
		2nd	- 62	- 37	31	99	136	182	238	221	173	107	- 2	- 84			
		3rd	- 72	- 18	48	100	161	213	247	201	162	86	- 12	- 27			
	Mean Wind Speed (0.1%)	1st	16	19	21	15	17	19	13	13	12	12	15	16			
		2nd	17	18	15	19	17	17	13	15	17	13	17	18			
		3rd	17	17	17	20	17	16	12	15	14	13	14	15			
Total Precip. (0.1mm)	1st		5	75	385	70	225	1925	170	20	135	100	45				
	2nd	30	60		185	65		1035	2195	170	195	40	5				
	3rd	110	70	50		30	150	1215	855			285	215				

Element		1	2	3	4	5	6	7	8	9	10	11	12					
(0.1 )	Air Temp.	Mean	- 13	2	64	135	189	225	264	253	213	154	54	- 22	127			
		Mean Max.	27	44	115	191	245	279	300	293	264	204	97	16	173			
		Mean Min.	- 51	- 41	20	87	140	178	235	221	170	111	13	- 58	85			
		Highest	105	113	173	266	297	333	346	353	294	268	175	77	353			
		Date	8	28	19	30	30	23	25	5	26	2	2	23	08/05			
		Lowest	- 117	- 94	- 50	29	95	136	215	154	109	21	- 61	- 125	- 125			
		Date	23	11	8	2	6	6	3	30	29	30	19	12	12/12			
(0.1mm)	Precip.	00~24h Total	100	105	80	630	145	515	6480	3310	285	270	315	330	12565			
		Highest. 1	Daily	45	50	30	390	70	175	1415	1510	260	205	185	195	1510		
			Date	27	17	1	5	13	7	10	20	11	11	25	24	08/20		
			Hourly	40	20	25	80	70	85	495	365	95	55	80	35	495		
(0.1%)	Wind	Date	27	17	27	5	13	6	3	20	11	11	25	24	07/03			
		Mean Speed	15	16	15	19	17	17	15	17	15	13	14	14	16			
		Highest Gust Speed	149	144	144	167	172	132	167	181	151	149	167	146	181			
(0.1%)	Wind Directions Only	Dir.	SSW	NW	SW	SSW	S	SSW	SW	SW	SW	NW	NNW	NW	SW			
		Date	27	20	9	14	13	9	3	24	19	29	10	24	08/24			
		Hourly Occurrence Maximum Speed	NNE	33	26	39	41	14	29	33	40	46	53	24	25	53		
			NE	36	14	29	40	24	39	25	36	36	56	20	28	56		
			ENE	38	37	27	37	31	34	35	42	50	43	20	21	50		
			E	33	27	19	45	28	33	31	41	42	42	20	18	45		
			ESE	16	22	22	44	22	36	26	32	28	24	18	18	44		
			SE	16	19	28	29	25	32	28	30	26	23	17	18	32		
			SSE	23	28	23	28	46	27	30	26	19	20	21	30	46		
			S	22	32	35	33	54	33	30	30	24	21	32	27	54		
			SSW	46	39	49	58	52	46	61	63	37	31	50	29	63		
			SW	36	40	49	68	67	46	55	57	66	35	54	31	68		
			WSW	32	33	39	40	37	39	29	21	33	32	36	29	40		
			W	36	37	39	37	42	42	27	33	25	31	43	40	43		
			WNW	55	72	60	80	43	49	36	35	44	47	58	59	80		
			NW	53	55	58	60	49	40	22	40	48	56	54	53	60		
			NNW	27	30	25	47	29	37	17	33	26	30	28	38	47		
			N	23	27	21	39	21	24	23	31	26	23	21	29	39		
			(0.1%)	Hourly Occurrence Percentage	CALM	154	143	171	106	114	102	95	79	129	172	167	157	132
					NNE	24	19	26	22	11	39	33	115	74	82	25	34	42
NE	34				12	23	26	12	29	33	77	47	65	19	30	34		
ENE	28	18			17	21	11	27	27	68	57	56	14	22	31			
E	20	18			20	47	23	33	31	35	50	35	10	20	29			
ESE	27	27			28	24	30	23	26	34	31	35	24	30	28			
SE	38	24			23	22	12	26	23	24	21	28	26	19	24			
SSE	24	22			26	26	27	34	27	9	13	11	26	20	22			
S	13	22			17	29	39	23	40	19	11	23	22	20	23			
SSW	53	71			40	85	109	76	145	35	32	16	47	28	61			
SW	50	92			85	176	165	100	201	65	58	24	63	27	92			
WSW	28	57			75	90	99	85	46	15	31	20	36	39	52			
W	71	98			122	107	126	100	67	45	44	40	65	66	79			
WNW	189	174			121	75	85	112	48	71	78	78	163	177	114			
NW	136	106			117	63	70	79	46	72	96	94	153	175	101			
NNW	70	64			60	44	48	63	67	132	146	134	82	82	83			
N	40	33			28	36	19	50	45	104	83	86	57	55	53			

Element		1	2	3	4	5	6	7	8	9	10	11	12		
Number of Days With Classified	Daily Max. Temp.	0.0	10	2										13	25
		0.1 ~ 10.0	20	24	7								17	18	86
		10.1 ~ 20.0	1	2	24	18	4	1				12	13		75
		20.1 ~ 30.0				12	27	22	16	17	30	19			143
		30.1						6	15	13					34
	Daily Mean Temp.	- 5.0	7	1										7	15
		- 4.9 ~ 0.0	14	13	1								5	15	48
		0.1 ~ 10.0	10	14	27	2						2	19	9	83
		10.1 ~ 20.0			3	28	19	3		2	7	24	6		92
		20.1					12	26	31	28	23	5			125
	Daily Min. Temp.	- 15.0													
		- 14.9 ~ - 5.0	19	10	1								2	20	52
		- 4.9 ~ 0.0	6	18	6								12	9	51
		0.1 ~ 10.0	6		24	24	1					12	14	2	83
		10.1				6	30	29	31	30	30	19	2		177
	Daily Precip.	0.1mm	4	4	3	7	4	7	22	14	3	5	6	6	85
		10.0mm				1		2	9	7	1	1	1	1	23
		30.0mm				1			6	3					10
		80.0mm							3	1					4
		100.0mm							2	1					3
Hourly Max. Precip.	1.0mm	3	4	3	5	3	6	18	14	3	4	6	5	74	
	6.0mm				3	1	2	11	6	1		2		26	
	10.0mm							7	5					12	
	20.0mm							7	1					8	
	30.0mm							4	1					5	
Daily Max. Wind Speed	0.5 ~ 3.3%		1											1	
	3.4 ~ 7.9%	15	9	8	4	8	7	19	20	21	22	14	16	163	
	8.0 ~ 13.8%	15	17	22	21	19	22	11	9	8	8	15	12	179	
	13.9%	1	1	1	5	4		1	1	1	1	1	3	20	
10 - Day Summary	Mean Temp.	1st	37	- 16	29	121	181	205	254	282	224	189	112	- 6	
		2nd	- 33	4	79	136	179	229	267	247	212	144	29	- 58	
		3rd	- 41	20	81	149	205	243	269	232	203	133	21	- 3	
	Mean Max. Temp.	1st	74	16	78	175	238	254	292	323	272	235	156	38	
		2nd	5	55	138	188	231	288	311	283	262	194	69	- 20	
		3rd	3	66	127	210	263	296	298	274	257	185	67	27	
	Mean Min. Temp.	1st	2	- 49	- 12	75	131	156	226	249	185	153	67	- 46	
		2nd	- 71	- 45	28	94	131	176	233	220	168	100	- 11	- 95	
		3rd	- 81	- 27	41	92	155	203	245	196	156	83	- 18	- 36	
	Mean Wind Speed	1st	15	16	18	17	17	19	17	14	12	13	15	14	
		2nd	15	16	14	20	18	16	13	19	20	12	15	15	
		3rd	15	16	15	20	17	14	14	17	13	13	14	14	
Total Precip.	1st			30	435	35	365	4135	340	10	65	100	110		
	2nd	15	70		195	70		890	2210	275	205	15	25		
	3rd	85	35	50		40	150	1455	760			200	195		

Element		1	2	3	4	5	6	7	8	9	10	11	12					
(0.1 )	Air Temp.	Mean	- 4	10	72	145	198	236	274	264	226	166	63	- 12	137			
	Mean Max.	35	52	122	199	253	287	310	302	273	213	106	26	182				
	Mean Min.	- 40	- 30	32	100	151	192	246	233	184	122	23	- 47	97				
	Highest	114	123	181	279	303	333	358	367	305	277	194	88	367				
	Date	8	28	19	30	30	23	25	5	3	2	7	23	08/05				
	Lowest	- 104	- 78	- 28	46	114	145	225	174	123	38	- 50	- 114	- 114				
	Date	23	10	8	2	7	6	2	31	29	31	19	12	12/12				
(0.1mm)	Precip.	00~24h Total	130	105	95	455	135	565	4475	2405	245	245	350	310	9515			
		Highest. 1 Daily	50	40	55	305	55	225	1485	1015	170	155	250	175	1485			
	Date	29	22	1	5	10	26	10	20	11	11	25	24	07/10				
	Hourly	30	20	25	100	45	145	635	310	60	55	110	45	635				
Date	27	17	1	5	13	26	10	15	11	11	25	24	07/10					
(0.1%)	Wind	Mean Speed	15	16	16	20	20	19	18	20	18	15	16	15	17			
		Highest Gust Speed	117	96	102	165	171	100	127	133	122	121	124	111	171			
		* Dir.	WSW	WSW	SW	SW	SW	SW	SW	SSW	SW	E	SSW	SW	SW			
Date	26	25	9	14	13	21	3	24	19	22	10	10	05/13					
(0.1%)	Wind Directions Only	Hourly Occurrence Maximum Speed	NNE	28	38	29	36	30	33	25	45	36	39	43	44	45		
			NE	40	35	43	49	38	54	51	46	61	80	35	33	80		
			ENE	17	17	31	16	21	29	14	29	35	19	18	21	35		
			E	14	7	12	11	15	13	15	18	14	19	16	7	19		
			ESE	9	13	12	16		19	20	8	16	13	9	16	20		
			SE	11	17	11	18	17	16	22	18	14	21	12	14	22		
			SSE	15	9	17	14	14	14	8	14	19	16	11	13	19		
			S	17	20	18	22	26	18	18	18	22	20	16	16	26		
			SSW	34	33	50	43	47	41	40	45	40	34	31	34	50		
			SW	73	50	65	93	110	65	63	82	68	40	74	65	110		
			WSW	38	40	33	35	34	33	20	29	28	32	36	32	40		
			W	25	31	28	29	36	32	19	23	23	25	32	32	36		
			WNW	25	33	30	30	27	24	18	19	26	25	30	33	33		
			NW	28	30	31	23	28	24	20	22	22	19	29	29	31		
			NNW	33	34	29	30	35	27	19	25	20	34	28	28	35		
			N	30	27	41	43	36	21	18	39	25	27	39	30	43		
			(0.1%)	Hourly Occurrence Percentage	CALM	56	76	77	69	71	42	65	42	51	93	78	62	65
					NNE	106	77	79	69	52	68	51	105	118	138	132	132	94
					NE	185	97	86	100	46	121	137	391	324	293	181	200	181
					ENE	36	25	13	18	5	11	17	26	32	39	21	17	22
E	8	3			5	1	4	6	3	7	8	3	1	1	4			
ESE	1	6			4	6		6	7	4	10	1	1	1	4			
SE	3	6			5	7	4	13	12	8	4	9	1	7	7			
SSE	7	4			8	3	3	7	4	7	15	8	4	7	6			
S	12	21			15	14	27	19	17	11	13	11	14	12	15			
SSW	56	101			118	153	149	170	191	106	101	70	67	71	113			
SW	75	171			211	347	391	267	367	144	136	75	125	99	201			
WSW	66	97			89	65	69	68	24	38	40	55	44	70	60			
W	53	61			66	43	63	58	20	15	31	35	50	47	45			
WNW	77	52	55	18	28	39	26	24	35	32	71	39	41					
NW	64	77	59	19	31	42	12	20	21	32	57	54	40					
NNW	112	57	47	26	23	38	20	23	26	44	67	69	46					
N	81	68	62	40	34	25	27	31	35	60	86	112	55					



Element		1	2	3	4	5	6	7	8	9	10	11	12			
Number of Days With Classified	Daily Max. Temp.	0.0	8	2										11	21	
		0.1 ~ 10.0	19	23	5									14	20	81
		10.1 ~ 20.0	4	3	26	16	1	1				10	16			77
		20.1 ~ 30.0				14	29	18	12	16	27	21				137
		30.1					1	11	19	15	3					49
	Daily Mean Temp.	-5.0	5	1											6	12
		-4.9 ~ 0.0	14	11	1									3	13	42
		0.1 ~ 10.0	12	16	26	2						1	19	12		88
		10.1 ~ 20.0			4	28	15	2		1	2	25	8			85
		20.1					16	28	31	30	28	5				138
	Daily Min. Temp.	-15.0														
		-14.9 ~ -5.0	17	7										1	16	41
		-4.9 ~ 0.0	7	19	5									10	11	52
		0.1 ~ 10.0	7	2	26	15						8	17	4		79
		10.1				15	31	30	31	31	30	23	2			193
	Daily Precip.	0.1mm	4	5	5	6	5	6	18	12	3	3	5	7		79
		10.0mm				1		2	9	4	1	1	1	1		20
		30.0mm				1			5	2						8
		80.0mm							1	1						2
		100.0mm							1	1						2
Hourly Max. Precip.	1.0mm	5	2	2	5	4	6	16	10	3	3	4	5		65	
	6.0mm				1		2	9	5	1		1			19	
	10.0mm				1		1	8	3			1			14	
	20.0mm							5	3						8	
	30.0mm							4	1						5	
Daily Max. Wind Speed	0.5 ~ 3.3%	2								1					3	
	3.4 ~ 7.9%	26	23	26	13	20	24	24	28	25	30	25	28		292	
	8.0 ~ 13.8%	2	5	5	16	10	6	7	3	4	1	5	3		67	
	13.9%				1	1									2	
10 - Day Summary	Mean Temp. (0.1 )	1st	45	-8	38	131	191	213	264	295	237	200	121	3		
		2nd	-24	13	87	146	189	239	277	255	224	156	39	-48		
		3rd	-31	28	90	159	214	255	281	245	217	143	30	6		
	Mean Max. Temp. (0.1 )	1st	84	23	86	185	246	261	304	334	281	244	167	49		
		2nd	16	64	144	196	242	296	316	288	270	202	76	-10		
		3rd	10	73	135	217	269	304	311	286	266	194	74	37		
	Mean Min. Temp. (0.1 )	1st	10	-37	0	87	142	170	237	262	200	163	77	-35		
		2nd	-59	-34	39	107	142	191	244	230	180	113	1	-83		
		3rd	-69	-17	55	106	166	217	257	210	173	93	-10	-25		
	Mean Wind Speed (0.1%)	1st	15	15	18	18	20	20	20	16	14	15	16	16		
		2nd	15	17	13	21	21	19	18	24	23	14	16	16		
		3rd	15	17	18	22	20	17	18	20	17	15	15	13		
Total Precip. (0.1mm)	1st		5	70	330	65	220	3225	100	20	90	70	95			
	2nd	30	60		125	45		515	1845	225	155	25	25			
	3rd	100	40	25		25	345	735	460			255	190			

		Element	1	2	3	4	5	6	7	8	9	10	11	12				
(0.1 )	Air Temp.	Mean	- 35	- 15	45	122	172	213	256	245	198	136			- 37			
		Mean Max.	29	49	118	193	246	278	299	292	265	210			17			
		Mean Min.	- 93	- 77	- 22	56	101	150	224	207	141	78			- 93			
		Highest	111	117	176	263	297	327	340	340	301	274	193	93	93	340		
		Date	8	28	19	30	30	23	25	5	26	2	7	3	08/05			
		Lowest	- 172	- 141	- 85	- 11	51	91	191	130	57	- 25	- 104	- 164	- 172			
		Date	23	2	8	3	7	11	1	30	29	30	19	13	01/23			
(0.1mm)	Precip.	00~24h Total	135	115	90	505	135	310	6000	2780	320	290	225	305	11210			
		Highest.	1 Daily	50	45	45	245	50	95	1285	975	275	170	105	180	1285		
			Date	29	17	1	5	13	6	10	20	11	11	25	24	07/10		
			Hourly	35	20	20	70	50	40	475	285	100	85	55	40	475		
(0.1%)	Wind	Mean Speed	7	8	8	11	10	10	8	10	7	7	8	7	8			
		Highest Gust Speed	87	81	84	94	92	73	81	84	81	121	75	99	121			
		Dir.	SSE	WNW	WNW	E	NNE	E	ESE	E	SSE	NNW	W	WNW	NNW			
		Date	26	20	6	5	6	6	10	15	15	22	18	10	10/22			
(0.1%)	Wind Directions Only	Hourly Occurrence Maximum Speed	NNE	15	21	11	23	14	19	14	17	15	5	8	13	23		
			NE	9	8	10	22	16	13	16	18	24	18	6	6	24		
			ENE	9	6	13	27	12	25	25	20	12	26	7	11	27		
			E	30	9	10	50	5	36	28	47	35	30	14	10	50		
			ESE	19	9	16	35	16	18	17	40	24	33	6	13	40		
			SE	10	14	15	38	16	30	37	28	34	27	29	19	38		
			SSE	30	32	21	33	34	26	35	34	23	31	41	22	41		
			S	36	30	19	39	23	22	21	30	21	26	31	25	39		
			SSW	23	22	23	21	23	17	21	20	21	19	25	20	25		
			SW	24	19	25	29	30	26	18	26	18	23	19	14	30		
			WSW	19	30	29	31	35	25	21	23	22	15	21	19	35		
			W	21	30	32	34	30	29	22	20	24	19	25	16	34		
			WNW	45	38	41	34	34	35	20	33	27	41	41	41	45		
			NW	41	42	42	35	37	36	20	25	33	28	34	41	42		
			NNW	21	26	23	31	24	22	17	19	30	33	32	33	33		
			N	18	19	28	23	17	16	21	24	18	16	26	24	28		
			(0.1%)	Hourly Occurrence Percentage	CALM	538	501	483	364	431	375	397	385	526	542	460	528	461
					NNE	10	7	5	18	4	13	13	19	11	1	16	15	11
					NE	4	1	8	8	9	11	8	19	10	9	6	7	9
					ENE	3	3	5	14	5	10	10	18	8	20	5	7	9
E	8	4			5	13	1	13	17	65	17	23	3	4	15			
ESE	11	15			11	15	12	17	11	44	25	22	13	15	18			
SE	28	37			27	46	22	32	45	51	22	47	43	39	37			
SSE	22	43			36	69	54	50	96	51	26	32	74	47	50			
S	30	31			19	56	42	28	65	42	28	16	43	36	36			
SSW	15	19			18	33	34	19	33	15	17	5	34	16	21			
SW	14	15			31	36	38	38	35	22	22	19	21	19	26			
WSW	21	36			38	85	71	56	42	30	31	28	26	15	40			
W	43	33			74	89	98	74	69	36	51	36	34	19	55			
WNW	138	128			126	72	94	129	59	59	68	82	82	91	94			
NW	70	82	78	42	58	83	45	77	60	49	71	85	66					
NNW	21	28	21	21	22	40	40	42	58	50	47	32	35					
N	25	15	14	19	5	14	13	26	19	18	23	26	18					

Element		1	2	3	4	5	6	7	8	9	10	11	12		
Number of Days With Classified	Daily Max. Temp.	0.0	9	2										12	23
		0.1 ~ 10.0	21	24	7								7	19	78
		10.1 ~ 20.0	1	2	24	17	2	1				10	11		68
		20.1 ~ 30.0				13	29	21	15	18	29	20			145
		30.1						8	15	13	1				37
	Daily Mean Temp.	- 5.0	13	5										12	30
		- 4.9 ~ 0.0	9	14	3								6	14	46
		0.1 ~ 10.0	9	9	28	4						6	7	5	68
		10.1 ~ 20.0				26	28	9		4	14	21	5		107
		20.1					3	21	30	27	16	3			100
	Daily Min. Temp.	- 15.0	4											3	7
		- 14.9 ~ - 5.0	19	24	5								7	22	77
		- 4.9 ~ 0.0	8	4	18	2						2	5	4	43
		0.1 ~ 10.0			8	25	17	2			3	19	5	2	81
		10.1				3	14	28	30	31	27	9	1		143
	Daily Precip.	0.1mm	5	5	3	7	4	7	20	12	4	4	6	6	83
		10.0mm				1			9	5	1	1	1	1	19
		30.0mm							7	4					11
		80.0mm							2	1					3
		100.0mm							2						2
Hourly Max. Precip.	1.0mm	3	4	3	7	4	6	18	12	2	3	5	3	70	
	6.0mm				1			9	6	1	1			18	
	10.0mm							7	5	1				13	
	20.0mm							7	1					8	
	30.0mm							5						5	
Daily Max. Wind Speed	0.5 ~ 3.3%	4	1					4	2	3	4	2	4	24	
	3.4 ~ 7.9%	23	25	27	26	28	30	25	28	26	25	23	24	310	
	8.0 ~ 13.8%	2	2	3	4	3		1	1	1	2		3	22	
	13.9%														
10 - Day Summary	Mean Temp.	1st	18	- 33	15	111	163	194	248	270	210	181	101	- 18	
		2nd	- 59	- 11	55	123	164	213	258	247	197	122		- 75	
		3rd	- 63	1	63	132	187	233	262	221	189	106		- 19	
	Mean Max. Temp.	1st	76	19	81	179	240	253	293	319	272	240	164	39	
		2nd	8	62	139	190	234	287	305	284	263	200		- 17	
		3rd	7	69	131	211	263	296	298	274	261	190		28	
	Mean Min. Temp.	1st	- 36	- 84	- 44	54	92	123	214	233	159	133	32	- 74	
		2nd	- 114	- 83	- 22	62	95	142	222	217	136	61		- 133	
		3rd	- 126	- 60	- 2	53	115	186	234	174	127	42		- 73	
	Mean Wind Speed	1st	8	7	10	10	9	12	9	6	4	7	8	8	
		2nd	7	10	7	11	10	10	7	14	10	7	8	7	
		3rd	6	8	8	11	10	8	7	8	7	6		6	
Total Precip.	1st		15	45	300	50	200	3905	215	10	120	95	115		
	2nd	35	75		205	50		740	1795	305	170	5	5		
	3rd	100	25	45		35	110	1355	770	5		125	185		

Element		1	2	3	4	5	6	7	8	9	10	11	12				
(0.1 )	Air Temp.	Mean	- 7	6	67	140	192	230	270	261	221	161	62	- 14	132		
		Mean Max.	31	47	115	192	247	280	306	299	269	209	104	24	177		
		Mean Min.	- 42	- 33	27	99	148	190	243	231	180	120	24	- 48	95		
		Highest	112	115	176	270	296	326	361	368	303	277	196	91	368		
		Date	6	28	19	30	30	23	25	5	4	2	7	3	08/05		
		Lowest	- 107	- 81	- 34	51	114	147	225	163	127	43	- 49	- 117	- 117		
		Date	23	10	8	2	7	6	1	30	29	31	19	12	12/12		
(0.1mm)	Precip.	00~24h Total	120	125	60	520	175	760	2915	2880	215	305	445	340	8860		
		Highest. 1	Daily	50	50	55	350	60	275	525	845	180	180	320	205	845	
			Date	29	22	1	5	13	26	2	15	11	11	25	24	08/15	
			Hourly	40	20	15	110	60	245	215	390	55	65	145	50	390	
(0.1%)	Wind	Date	27	17	1	5	13	27	16	15	11	11	25	24	08/15		
		Mean Speed	16	18	17	21	20	18	18	18	17	16	17	17	18		
		Highest Gust Speed	99	90	95	122	120	102	92	113	88	98	98	92	122		
		* Dir.	SSW	NNW	SSE	SSW	SSW	SE	SSW	SSW	W	E	SSW	WNW	SSW		
(0.1%)	Wind Directions Only	Date	26	20	1	14	13	26	3	24	19	22	10	10	04/14		
		NNE	21	22	17	29	23	29	17	31	25	28	18	21	31		
		NE	26	20	27	35	16	33	19	38	35	50	19	18	50		
		ENE	43	37	43	41	31	49	34	46	43	49	18	25	49		
(0.1%)	Hourly Occurrence Maximum Speed	E	25	7	21	33	37	36	35	41	41	32	15	25	41		
		ESE	20	9	18	41	17	29	29	33	32	38	19	19	41		
		SE	16	8	12	34	21	33	49	30	16	21	17	13	49		
		SSE	28	47	35	42	52	33	41	54	27	31	27	33	54		
		S	38	39	32	50	45	46	43	46	35	29	45	36	50		
		SSW	53	39	36	64	66	38	46	50	42	29	41	33	66		
		SW	23	33	42	41	60	46	37	52	41	27	47	26	60		
		WSW	21	27	35	40	45	34	31	39	32	22	33	28	45		
		W	31	35	36	39	37	37	27	23	35	37	41	33	41		
		WNW	37	38	39	44	41	34	20	31	33	39	45	45	45		
		NW	41	37	45	31	41	31	22	23	38	43	39	35	45		
		NNW	41	44	41	46	43	29	28	32	36	39	45	43	46		
		N	32	46	33	36	29	28	14	43	28	32	26	28	46		
		(0.1%)	Hourly Occurrence Percentage	CALM	38	31	34	15	23	24	19	15	35	38	44	36	29
				NNE	29	19	19	21	12	24	8	38	32	90	31	28	29
				NE	58	36	24	22	5	17	11	61	74	90	29	26	38
ENE	52			7	12	18	17	40	33	137	128	126	33	28	53		
E	22			3	5	22	5	40	48	129	63	50	6	22	35		
ESE	3			3	3	21	8	13	19	48	29	22	7	8	15		
SE	4			3	1	8	11	11	19	30	19	17	3	5	11		
SSE	19			18	19	24	12	14	29	34	40	30	33	36	26		
S	54			79	79	86	90	68	105	95	86	55	114	94	84		
SSW	163			238	304	376	414	310	400	181	189	94	161	159	249		
SW	46			61	105	122	164	150	191	87	69	44	65	47	96		
WSW	18			31	48	71	78	76	50	41	46	28	29	23	45		
W	42			60	58	61	39	68	19	11	36	32	49	40	43		
WNW	98			88	82	32	39	60	15	23	35	26	90	116	58		
NW	144			126	87	32	32	33	7	15	36	55	129	124	68		
NNW	143			138	79	46	30	32	8	26	42	112	135	158	79		
N	68	58	40	22	20	21	15	29	42	91	42	47	41				

Element		1	2	3	4	5	6	7	8	9	10	11	12		
Number of Days With Classified	Daily Max. Temp.	0.0	8	3										10	21
		0.1 ~ 10.0	20	23	6								14	21	84
		10.1 ~ 20.0	3	2	25	20	2	1				12	16		81
		20.1 ~ 30.0				10	29	23	11	14	28	19			134
		30.1						6	18	16	2				42
	Daily Mean Temp.	-5.0	6	1										7	14
		-4.9 ~ 0.0	14	12	1								4	12	43
		0.1 ~ 10.0	11	15	27	2						1	18	12	86
		10.1 ~ 20.0			3	28	17	4		1	3	25	8		89
		20.1					14	26	28	29	27	5			129
	Daily Min. Temp.	-15.0													
		-14.9 ~ -5.0	17	8										16	41
		-4.9 ~ 0.0	7	19	6								11	13	56
		0.1 ~ 10.0	7	1	25	16						9	17	2	77
		10.1				14	31	30	29	30	30	22	2		188
	Daily Precip.	0.1mm	4	5	2	6	6	8	17	14	3	4	5	7	81
		10.0mm				1		3	12	7	1	1	1	1	27
		30.0mm				1			3	3			1		8
		80.0mm								2					2
		100.0mm													
	Hourly Max. Precip.	1.0mm	3	4	1	5	4	6	17	11	3	3	5	4	66
6.0mm					1	1	2	10	7		1	1		23	
10.0mm					1		2	6	6			1		16	
20.0mm							1	2	3					6	
30.0mm									2					2	
Daily Max. Wind Speed	0.5 ~ 3.3%	1	1									1		3	
	3.4 ~ 7.9%	26	22	26	20	25	27	25	25	27	29	23	25	300	
	8.0 ~ 13.8%	4	5	5	10	6	3	4	5	3	2	6	6	59	
	13.9%														
10 - Day Summary	Mean Temp. (0.1 )	1st	45	-10	34	125	185	209	258	287	231	193	120	3	
		2nd	-28	9	82	141	183	232	273	250	222	150	38	-47	
		3rd	-36	23	84	152	208	249	276	246	210	142	29	0	
	Mean Max. Temp. (0.1 )	1st	81	20	79	178	242	256	299	328	277	241	164	46	
		2nd	10	59	137	189	235	287	313	282	268	195	76	-9	
		3rd	5	65	129	211	262	298	306	288	261	193	72	33	
	Mean Min. Temp. (0.1 )	1st	11	-40	-6	85	140	170	233	256	193	157	78	-34	
		2nd	-61	-36	34	105	140	188	242	226	179	108	4	-80	
		3rd	-72	-20	50	107	164	212	252	212	167	97	-10	-32	
	Mean Wind Speed (0.1%)	1st	16	17	19	18	19	20	19	16	13	17	17	18	
		2nd	17	20	16	21	22	19	17	21	20	16	18	18	
		3rd	17	17	18	23	20	16	18	19	17	16	16	15	
Total Precip. (0.1mm)	1st		5	60	375	60	215	1530	160	15	125	110	85		
	2nd	25	70		145	65		705	1870	200	180	5	30		
	3rd	95	50			50	545	680	850			330	225		

Element		1	2	3	4	5	6	7	8	9	10	11	12					
(0.1 )	Air Temp.	Mean	- 3	11	72	145	198	234	272	262	227	167	66	- 9	137			
		Mean Max.	32	50	118	197	250	281	310	298	270	211	104	25	179			
		Mean Min.	- 36	- 26	35	106	156	195	244	234	192	131	30	- 42	102			
		Highest	110	125	170	280	305	332	357	359	299	277	192	91	359			
		Date	2	28	19	30	30	23	25	5	2	2	1	10	08/05			
		Lowest	- 104	- 75	- 29	59	121	148	224	172	132	43	- 44	- 110	- 110			
		Date	23	10	8	2	7	6	3	30	29	30	19	12	12/12			
(0.1mm)	Precip.	00~24h Total	120	105	75	500	175	690	4865	2340	315	235	405	295	10120			
		Highest. 1	Daily	50	40	55	310	60	365	1690	1020	200	155	250	170	1690		
			Date	27	17	1	5	13	26	10	20	11	11	25	24	07/10		
			Hourly	45	20	25	80	60	150	520	320	90	50	110	40	520		
	Date	27	17	1	5	13	26	10	15	19	11	25	24	07/10				
(0.1%)	Wind	Mean Speed	24	25	23	23	22	23	18	23	21	21	23	25	23			
		Highest Gust Speed	123	113	124	120	139	107	102	112	115	127	111	124	139			
		Dir.	NNW	NNW	N	WSW	WSW	NNW	WSW	SW	WSW	ESE	NNW	N	WSW			
	Date	13	20	27	14	13	1	14	24	19	22	10	11	05/13				
(0.1%)	Wind Directions Only	Hourly Occurrence Maximum Speed	NNE	33	37	32	56	28	37	26	35	48	35	45	36	56		
			NE	26	15	16	19	21	18	21	18	21	33	24	34	34		
			ENE	15	16	15	23	16	26	25	28	34	39	19	12	39		
			E	10	19	48	34	15	35	13	25	46	62	21	36	62		
			ESE	31	23	26	44	32	42	40	43	48	59	26	33	59		
			SE	34	35	35	49	32	53	41	55	55	54	40	43	55		
			SSE	32	41	37	56	48	57	60	61	48	48	34	41	61		
			S	28	35	30	38	37	35	34	49	37	34	28	27	49		
			SSW	25	8	13	13	34	16	26	25	26	14	26	23	34		
			SW	28	35	19	50	33	32	26	25	44	18	21	22	50		
			WSW	26	25	27	45	38	36	28	39	27	24	32	28	45		
			W	24	36	41	51	62	50	40	43	38	26	37	44	62		
			WNW	27	37	46	50	51	40	34	34	47	21	43	27	51		
			NW	42	54	47	52	61	41	34	36	40	39	46	46	61		
			NNW	67	68	68	60	63	55	32	42	47	70	62	66	70		
			N	62	63	63	52	63	51	40	49	54	46	58	70	70		
			(0.1%)	Hourly Occurrence Percentage	CALM	32	27	35	28	34	14	61	36	39	43	32	30	34
					NNE	19	21	30	24	20	28	27	27	24	26	26	13	24
					NE	15	7	9	11	22	24	20	11	7	9	10	8	13
					ENE	7	16	5	14	12	17	7	11	24	17	1	3	11
					E	7	3	11	15	8	10	8	9	35	23	10	13	13
					ESE	26	12	15	15	9	34	28	56	67	47	31	50	33
					SE	53	31	42	46	30	62	61	202	135	121	99	88	81
					SSE	65	61	47	81	51	80	152	191	142	129	71	90	97
					S	75	54	43	49	42	25	66	95	67	59	31	46	54
					SSW	22	6	11	15	12	7	15	7	10	9	15	12	12
					SW	5	9	12	20	23	28	43	9	13	3	21	16	17
WSW	5	19			16	67	65	39	93	19	33	11	32	24	35			
W	13	57			67	201	198	131	166	56	49	23	35	24	85			
WNW	15	43			60	88	112	66	69	28	44	16	42	12	50			
NW	81	131			110	71	77	96	47	31	63	89	75	59	77			
NNW	426	369	329	144	163	204	65	98	143	285	321	335	239					
N	135	134	157	112	125	134	74	113	108	90	150	175	126					

Element		1	2	3	4	5	6	7	8	9	10	11	12		
Number of Days With Classified	Daily Max. Temp.	0.0	9	3										10	22
		0.1 ~ 10.0	20	23	5								14	21	83
		10.1 ~ 20.0	2	2	26	17	1					11	16		75
		20.1 ~ 30.0				13	29	22	13	17	30	20			144
		30.1					1	8	18	14					41
	Daily Mean Temp.	-5.0	4	1										6	11
		-4.9 ~ 0.0	15	11	1								3	13	43
		0.1 ~ 10.0	12	16	27	2						1	19	12	89
		10.1 ~ 20.0			3	28	16	2		1	2	25	8		85
		20.1					15	28	31	30	28	5			137
	Daily Min. Temp.	-15.0	15	7										15	37
		-14.9 ~ -5.0	7	15	5								11	11	49
		-4.9 ~ 0.0	9	6	26	13						4	15	5	78
		0.1 ~ 10.0				17	31	30	31	31	30	27	4		201
		10.1													
	Daily Precip.	0.1mm	4	5	4	6	4	6	18	12	4	4	5	6	78
		10.0mm				1		2	9	3	1	1	1	1	19
		30.0mm				1		1	5	2					9
		80.0mm							1	1					2
		100.0mm							1	1					2
	Hourly Max. Precip.	1.0mm	5	3	2	5	4	6	16	10	3	3	4	4	65
		6.0mm				1	1	2	9	3	1		1		18
10.0mm							1	7	3			1		12	
20.0mm								5	2					7	
30.0mm								3	1					4	
Daily Max. Wind Speed	0.5 ~ 3.3%	17	14	19	10	18	17	26	23	24	27	15	12	222	
	3.4 ~ 7.9%	14	14	12	20	12	13	5	8	6	4	15	19	142	
	8.0 ~ 13.8%					1								1	
	13.9%														
10 - Day Summary	Mean Temp. (0.1 )	1st	46	-7	39	128	190	214	263	288	238	201	124	7	
		2nd	-23	14	85	146	189	236	276	256	225	158	43	-45	
		3rd	-31	29	89	160	213	253	277	244	218	145	31	7	
	Mean Max. Temp. (0.1 )	1st	80	21	84	177	244	256	300	328	277	244	165	48	
		2nd	10	64	138	197	238	289	320	285	265	200	76	-9	
		3rd	7	69	131	217	267	299	309	283	267	190	72	36	
	Mean Min. Temp. (0.1 )	1st	14	-35	3	90	146	174	237	257	209	167	86	-28	
		2nd	-55	-28	43	112	149	194	240	235	186	122	11	-77	
		3rd	-64	-11	57	115	170	218	254	211	181	107	-6	-22	
	Mean Wind Speed (0.1%)	1st	22	27	27	24	21	26	18	19	17	21	21	26	
		2nd	26	26	20	23	22	23	16	28	25	22	26	28	
		3rd	25	23	22	23	23	21	19	20	20	21	23	22	
Total Precip. (0.1mm)	1st		5	65	335	80	210	3400	95	20	80	95	90		
	2nd	20	65		165	60		630	1795	290	155	55	20		
	3rd	100	35	10		35	480	835	450	5		255	185		

Element		1	2	3	4	5	6	7	8	9	10	11	12					
(0.1 )	Air Temp.	Mean	-22	-7	57	131	186	223	257	246	209	150	47	-30	121			
		Mean Max.	18	41	117	197	255	289	302	292	262	199	94	9	173			
		Mean Min.	-56	-45	19	86	136	175	228	215	169	111	9	-65	82			
		Highest	97	122	176	286	313	349	346	356	294	270	178	80	356			
		Date	8	28	19	30	30	23	6	5	8	9	2	23	08/05			
		Lowest	-129	-102	-52	33	95	128	209	152	119	24	-67	-139	-139			
		Date	23	10	8	2	7	6	11	30	29	30	19	12	12/12			
(0.1mm)	Precip.	00~24h Total	90	75	60	435	120	525	4330	1870	180	180	390	210	8465			
		Highest. 1	Daily	30	40	35	280	40	205	1545	915	120	145	205	125	1545		
			Date	27	17	1	5	23	26	10	20	11	11	25	24	07/10		
			Hourly	30	20	20	75	35	95	530	250	40	50	110	35	530		
	Date	27	17	1	5	13	26	10	20	19	11	13	24	07/10				
(0.1%)	Wind	Mean Speed	26	25	22	18	12	14	9	19	19	21	22	24	19			
		Highest Gust Speed	136	116	131	138	134	110	84	114	116	137	137	138	138			
		Dir.	WNW	WNW	NW	NNE	NE	NW	NW	NE	NW	E	W	WNW	WNW			
	Date	13	20	27	12	6	1	2	28	28	22	22	10	12/10				
(0.1%)	Wind Directions Only	Hourly Occurrence Maximum Speed	NNE	34	33	32	49	32	22	18	30	42	40	33	14	49		
			NE	31	51	53	86	31	49	50	72	64	68	29	36	86		
			ENE	60	49	50	56	32	41	44	51	49	56	41	42	60		
			E	51	44	50	45	29	33	32	42	42	48	45	51	51		
			ESE	32	40	32	42	30	38	33	42	30	45	42	39	45		
			SE	29	12	18	27	23	22	22	29	27	17	23	17	29		
			SSE	14	11	9	24	9	9	8	10	14	6	8	15	24		
			S	10	8	12	13	12	11	7	29	11	8	6	9	29		
			SSW	10	13	10	16	9	23	10		17	16	13	10	23		
			SW	15	12	17	15	24	13	18	18	10	6	13	13	24		
			WSW	35	33	47	38	32	24	16	23	25	22	42	36	47		
			W	65	56	72	53	53	34	25	29	36	46	64	73	73		
			WNW	69	70	68	65	51	59	25	36	57	42	91	81	91		
			NW	72	69	85	52	50	44	36	35	59	49	69	80	85		
			NNW	43	38	44	54	56	30	24	44	48	43	45	52	56		
			N	45	55	49	37	61	34	15	37	44	49	47	37	61		
			(0.1%)	Hourly Occurrence Percentage	CALM	50	43	36	66	153	120	333	99	114	91	88	82	107
					NNE	12	4	16	13	13	18	5	12	21	30	4	4	13
					NE	16	30	27	37	24	52	35	87	121	132	15	12	49
					ENE	98	39	62	44	23	69	65	223	156	208	40	27	88
E	88	63			47	52	24	54	53	126	129	128	110	98	81			
ESE	31	37			35	44	34	33	72	109	68	66	72	93	58			
SE	15	6			9	11	11	23	35	31	17	23	15	12	17			
SSE	4	10			5	10	5	3	12	8	6	3	6	8	7			
S	7	3			5	7	3	7	4	5	4	1	4	7	5			
SSW	9	10			7	13	4	11	15		6	1	6	5	7			
SW	20	15			20	60	73	35	49	34	10	5	22	26	31			
WSW	67	155			195	380	394	293	226	105	122	60	140	87	185			
W	248	278			323	166	152	153	57	62	104	78	153	203	164			
WNW	222	213	134	44	44	71	24	42	60	56	182	203	107					
NW	80	58	43	17	19	30	5	23	26	50	104	81	45					
NNW	19	25	23	24	16	14	4	19	25	39	25	36	22					
N	13	10	12	14	8	14	5	15	13	28	14	16	14					



Element		1	2	3	4	5	6	7	8	9	10	11	12			
Number of Days With Classified	Daily Max. Temp.	0.0	12	4										15	31	
		0.1 ~ 10.0	19	23	7									17	16	82
		10.1 ~ 20.0		1	24	18	4	1				16	13			77
		20.1 ~ 30.0				12	25	15	15	16	30	15				128
		30.1					2	14	16	15						47
	Daily Mean Temp.	- 5.0	11	3											11	25
		- 4.9 ~ 0.0	10	13	3									5	13	44
		0.1 ~ 10.0	10	12	26	3						2	19	7		79
		10.1 ~ 20.0			2	27	18	5		2	8	27	6			95
		20.1					13	25	31	29	22	2				122
	Daily Min. Temp.	- 15.0	19	13	2									3	21	58
		- 14.9 ~ - 5.0	6	14	5									12	8	45
		- 4.9 ~ 0.0	6	1	24	24	2					9	14	2		82
		0.1 ~ 10.0				6	29	30	31	31	30	22	1			180
		10.1														
	Daily Precip.	0.1mm	4	5	4	7	4	6	19	11	3	4	5	7		79
		10.0mm				1		2	8	3	1	1	2	1		19
		30.0mm							3	2						5
		80.0mm							2	1						3
		100.0mm							2							2
Hourly Max. Precip.	1.0mm	5	2	2	4	4	6	16	10	3	2	4	4		62	
	6.0mm				1		1	7	3			2			14	
	10.0mm							5	3			1			9	
	20.0mm							2	1						3	
	30.0mm							2							2	
Daily Max. Wind Speed	0.5 ~ 3.3%		1			3	1	6		2		1			14	
	3.4 ~ 7.9%	18	15	18	19	24	27	23	26	23	26	14	17		250	
	8.0 ~ 13.8%	13	12	13	11	4	2	2	5	5	5	15	14		101	
	13.9%															
10 - Day Summary	Mean Temp. (0.1 )	1st	30	- 26	21	115	178	200	247	276	220	183	106	- 14		
		2nd	- 43	- 3	74	131	176	227	262	236	207	139	20	- 67		
		3rd	- 50	14	73	147	203	242	261	228	199	129	14	- 11		
	Mean Max. Temp. (0.1 )	1st	66	10	77	175	249	260	293	325	270	233	158	33		
		2nd	- 2	52	138	196	239	300	313	273	260	184	63	- 30		
		3rd	- 6	64	133	220	275	307	299	277	257	183	60	21		
	Mean Min. Temp. (0.1 )	1st	- 3	- 55	- 16	72	130	153	218	242	184	147	63	- 53		
		2nd	- 76	- 47	30	90	128	175	227	211	167	102	- 13	- 103		
		3rd	- 85	- 30	40	97	150	198	237	194	156	86	- 23	- 40		
	Mean Wind Speed (0.1%)	1st	26	27	26	20	13	16	8	17	16	18	15	24		
		2nd	27	23	21	20	10	13	7	26	24	22	26	28		
		3rd	26	24	21	13	12	13	12	15	17	23	24	21		
Total Precip. (0.1mm)	1st		5	45	310	40	235	2580	135	20	35	70	55			
	2nd	25	65		125	40		505	1400	160	145	110	10			
	3rd	65	5	15		40	290	1245	335			210	145			

Element		1	2	3	4	5	6	7	8	9	10	11	12				
(0.1 )	Air Temp.	Mean	4	17	78	148	200	235	270	262	226	169	70	- 4	140		
		Mean Max.	40	56	123	197	250	282	304	297	268	212	108	30	181		
		Mean Min.	- 30	- 19	40	108	158	196	244	232	188	132	34	- 36	104		
		Highest	120	124	180	272	299	336	344	363	299	276	187	89	363		
		Date	8	28	19	30	30	23	25	5	8	2	7	23	08/05		
		Lowest	- 92	- 69	- 24	50	122	147	222	177	142	54	- 37	- 102	- 102		
		Date	23	10	8	2	7	6	3	31	29	31	19	12	12/12		
(0.1mm)	Precip.	00~24h Total	140	130	100	615	145	515	5595	3495	255	300	420	365	12075		
		Highest. 1	Daily	55	55	55	380	60	155	1460	1425	190	175	240	200	1460	
			Date	29	22	1	5	13	26	10	20	11	11	25	24	07/10	
			Hourly	30	25	25	105	60	75	535	355	60	65	100	55	535	
	Date	27	17	1	5	13	26	3	15	11	11	25	24	07/03			
(0.1%)	Wind	Mean Speed	20	22	22	25	23	23	20	20	19	18	20	20	21		
		Highest Gust Speed	134	129	138	166	181	130	149	160	138	144	146	132	181		
		Dir.	WSW	WSW	NNW	SW	SW	SW	WSW	WSW	WSW	WNW	S	NNW	SW		
	Date	26	10	27	18	13	9	3	24	19	29	15	10	05/13			
(0.1%)	Wind Directions Only	Hourly Occurrence Maximum Speed	NNE	36	43	45	46	33	41	35	60	62	40	41	49	62	
			NE	22	21	26	23	25	26	20	24	33	48	20	33	48	
			ENE	28	19	33	48	23	26	40	39	45	44	25	32	48	
			E	46	34	31	52	22	47	39	42	52	65	22	25	65	
			ESE	18	19	21	50	29	39	32	43	45	31	47	14	50	
			SE	19	19	26	31	20	28	28	32	27	19	40	24	40	
			SSE	23	31	26	37	33	28	33	32	30	29	33	21	37	
			S	18	27	18	37	42	38	31	38	26	27	34	35	42	
			SSW	56	49	43	43	64	32	44	35	45	42	35	35	64	
			SW	46	43	42	68	78	52	45	67	53	40	61	34	78	
			WSW	47	55	55	62	74	57	55	70	74	32	57	47	74	
			W	62	66	67	75	69	59	53	55	63	46	58	71	75	
			WNW	48	61	62	54	43	53	30	34	34	50	58	50	62	
			NW	48	54	55	55	44	35	17	39	35	60	51	50	60	
			NNW	51	60	51	44	42	33	37	33	43	37	36	51	60	
		N	54	48	48	46	46	30	19	40	34	34	40	57	57		
		(0.1%)	Hourly Occurrence Percentage	CALM	32	34	46	26	39	23	40	26	39	43	42	45	36
				NNE	81	60	40	44	16	37	36	83	119	196	77	90	74
				NE	63	39	20	14	12	21	20	47	60	105	61	27	41
				ENE	32	18	17	22	7	21	22	79	54	79	42	26	35
				E	62	21	28	36	16	67	52	191	111	101	52	41	65
				ESE	19	9	19	29	15	38	20	43	54	32	47	11	28
				SE	23	12	34	40	23	20	26	36	35	31	45	26	29
				SSE	46	48	60	51	62	48	89	47	64	30	43	35	52
				S	27	43	35	43	47	38	78	63	58	40	35	41	46
				SSW	35	28	56	47	50	53	62	35	56	30	39	55	45
				SW	55	85	126	149	204	178	293	144	97	65	74	61	128
WSW	49			94	126	194	233	162	167	65	60	58	61	68	111		
W	154	189	202	168	188	159	66	59	83	48	102	108	127				
WNW	100	116	71	61	43	75	19	27	38	40	92	116	66				
NW	100	103	71	31	20	33	3	24	29	44	96	121	56				
NNW	82	64	23	22	7	17	5	15	21	24	54	74	34				
N	40	39	24	21	19	10	1	16	22	34	36	55	26				

Element		1	2	3	4	5	6	7	8	9	10	11	12		
Number of Days With Classified	Daily Max. Temp.	0.0	7	2										7	16
		0.1 ~ 10.0	21	22	4								14	24	85
		10.1 ~ 20.0	3	4	27	17	3					11	16		81
		20.1 ~ 30.0				13	28	22	15	16	30	20			144
		30.1						8	16	15					39
	Daily Mean Temp.	- 5.0	3											3	6
		- 4.9 ~ 0.0	13	6									2	14	35
		0.1 ~ 10.0	15	22	25	2						1	20	14	99
		10.1 ~ 20.0			6	28	14	2			2	25	8		85
		20.1					17	28	31	31	28	5			140
	Daily Min. Temp.	- 15.0													
		- 14.9 ~ - 5.0	13	3										11	27
		- 4.9 ~ 0.0	9	18	3								8	15	53
		0.1 ~ 10.0	9	7	28	8						4	19	5	80
		10.1				22	31	30	31	31	30	27	3		205
	Daily Precip.	0.1mm	5	5	4	8	6	6	19	15	3	4	5	7	87
		10.0mm				1		3	9	6	1	1	1	1	23
		30.0mm				1			6	3					10
		80.0mm							3	2					5
		100.0mm							1	1					2
	Hourly Max. Precip.	1.0mm	3	4	3	5	4	6	18	14	3	4	4	5	73
6.0mm					1	1	2	10	8	1	1	2		26	
10.0mm					1			7	5			1		14	
20.0mm								5	4					9	
30.0mm								5	2					7	
Daily Max. Wind Speed	0.5 ~ 3.3%	1												1	
	3.4 ~ 7.9%	14	11	2	3	5	10	19	18	17	24	11	12	146	
	8.0 ~ 13.8%	16	17	29	22	23	20	11	10	13	6	18	19	204	
					5	3			1	3		1	1	14	
	13.9%														
10 - Day Summary	Mean Temp. (0.1 )	1st	52	0	44	134	193	214	261	289	237	201	126	11	
		2nd	- 15	20	93	149	190	238	273	253	224	160	46	- 39	
		3rd	- 23	35	95	161	215	254	276	244	217	148	38	13	
	Mean Max. Temp. (0.1 )	1st	86	28	88	182	244	256	297	326	277	242	166	51	
		2nd	20	67	144	195	237	291	312	284	268	200	81	- 3	
		3rd	16	76	137	215	267	301	304	281	260	195	77	41	
	Mean Min. Temp. (0.1 )	1st	19	- 27	8	93	150	174	236	257	202	168	87	- 25	
		2nd	- 48	- 24	47	114	150	196	242	230	185	124	13	- 72	
		3rd	- 57	- 4	63	118	172	218	254	211	177	106	3	- 14	
	Mean Wind Speed (0.1%)	1st	19	22	26	21	23	25	22	17	14	18	20	19	
		2nd	20	23	19	26	24	23	20	22	24	18	22	22	
		3rd	21	21	21	27	23	20	20	22	20	17	19	18	
	Total Precip. (0.1mm)	1st	5	5	75	430	50	305	3455	480	20	125	85	120	
		2nd	30	70		185	65		915	2520	235	175	90	30	
		3rd	105	55	25		30	210	1225	495			245	215	

Element		1	2	3	4	5	6	7	8	9	10	11	12				
(0.1 )	Air Temp.	Mean	-29	-14	49	120	172	208	244	233	196	142	40	-38	110		
	Mean Max.	9	28	101	181	232	265	279	268	242	188	81	-1	156			
	Mean Min.	-66	-54	9	76	125	165	219	205	158	107	2	-76	73			
	Highest	95	98	158	257	282	317	319	334	274	245	166	66	334			
	Date	8	28	30	30	30	23	20	5	4	8	2	23	08/05			
	Lowest	-154	-119	-72	34	82	124	196	136	97	19	-80	-169	-169			
	Date	23	10	8	2	7	6	1	29	29	30	19	12	12/12			
(0.1mm)	Precip.	00~24h Total	155	135	80	655	180	555	6890	4010	325	300	380	375	14040		
		Highest. 1 Daily	50	60	35	395	85	180	1495	1515	260	220	225	195	1515		
	Hourly	45	30	15	85	85	85	635	335	90	55	90	40	635			
	Date	27	17	31	5	13	6	3	20	11	11	25	24	07/03			
(0.1%)	Wind	Mean Speed	23	23	22	26	23	22	20	25	22	22	22	22	23		
		Highest Gust Speed	189	150	153	225	222	127	159	184	186	154	159	158	225		
		Dir.	N	NNW	N	NNW	WSW	SW	SW	SW	SW	NNW	N	NNW	NNW		
(0.1%)	Wind Directions Only	Date	22	20	27	12	13	4	10	24	19	29	22	10	04/12		
		Hourly Occurrence Maximum Speed	38	33	38	48	24	30	20	62	45	44	39	37	62		
		NNE	45	42	34	36	32	33	36	46	38	47	48	47	48		
		NE	46	46	38	56	39	45	40	53	43	49	40	34	56		
		ENE	58	24	35	47	41	62	46	63	61	56	35	32	63		
		E	44	28	27	58	37	41	32	43	46	40	33	28	58		
		ESE	22	39	29	43	43	47	47	41	27	40	41	27	47		
		SE	25	36	25	41	42	45	41	34	39	35	28	28	45		
		SSE	20	19	21	42	17	16	24	13	12	17	22	14	42		
		S	32	29	26	57	26	20	32	25	19	16	20	21	57		
		SSW	47	35	46	57	79	42	66	93	55	49	48	25	93		
		SW	57	44	60	64	74	49	78	85	100	40	80	47	100		
		WSW	28	36	57	48	54	42	36	30	44	23	31	18	57		
		W	27	32	37	54	47	37	35	44	27	28	27	29	54		
		WNW	49	54	45	43	44	39	35	24	35	41	40	36	54		
		NW	86	65	69	94	68	61	41	63	61	75	66	77	94		
		NNW	53	54	56	112	53	52	40	66	61	73	47	55	112		
		N	23	12	12	8	15	17	20	17	17	15	7	19	15		
		(0.1%)	Hourly Occurrence Percentage	CALM	30	25	31	24	11	25	12	44	58	94	29	16	33
				NNE	89	48	47	25	32	53	62	136	138	128	49	55	72
				NE	52	19	28	29	9	40	51	157	81	110	53	54	57
				ENE	39	18	32	22	35	60	44	102	76	52	40	38	47
				E	35	25	24	63	30	38	42	71	51	50	44	56	44
				ESE	20	42	40	50	43	56	91	69	53	55	61	43	52
				SE	39	39	51	53	40	33	43	22	43	28	36	40	39
				SSE	15	15	15	32	22	8	28	5	10	16	24	23	18
				S	11	24	11	28	19	19	34	13	7	7	18	28	18
SSW	16			34	23	68	70	42	91	42	43	15	39	42	44		
SW	46			92	54	135	171	88	207	35	51	28	65	42	84		
WSW	42			51	70	76	78	78	55	40	50	22	57	39	55		
W	63			68	103	97	114	90	74	50	65	56	51	35	72		
WNW	125			113	153	108	149	139	89	77	69	74	101	73	106		
NW	309			326	269	143	144	190	43	75	131	136	288	351	199		
NNW	47	49	36	39	19	25	13	44	57	114	38	47	44				

Element		1	2	3	4	5	6	7	8	9	10	11	12		
Number of Days With Classified	Daily Max. Temp.	0.0	14	5									1	15	35
		0.1 ~ 10.0	17	23	12							1	19	16	88
		10.1 ~ 20.0			19	21	6	1				1	20	10	78
		20.1 ~ 30.0				9	25	27	25	25	29	10			150
		30.1						2	6	6					14
	Daily Mean Temp.	- 5.0	13	4										12	29
		- 4.9 ~ 0.0	9	13	3								7	13	45
		0.1 ~ 10.0	9	11	28	6						3	19	6	82
		10.1 ~ 20.0				24	28	11		5	18	27	4		117
		20.1					3	19	31	26	12	1			92
	Daily Min. Temp.	- 15.0	1											3	4
		- 14.9 ~ - 5.0	20	15	2								3	20	60
		- 4.9 ~ 0.0	4	12	5								13	6	40
		0.1 ~ 10.0	6	1	24	27	4				1	12	13	2	90
		10.1				3	27	30	31	31	29	19	1		171
	Daily Precip.	0.1mm	5	5	4	7	5	7	22	15	4	5	7	8	94
		10.0mm				1		3	10	7	1	1	1	1	25
		30.0mm				1			6	3					10
		80.0mm							4	2					6
		100.0mm							3	2					5
	Hourly Max. Precip.	1.0mm	4	4	2	5	4	7	17	14	3	3	7	5	75
6.0mm					3	1	1	10	6	1		2		24	
10.0mm								7	6					13	
20.0mm								6	2					8	
30.0mm								3	2					5	
Daily Max. Wind Speed	0.5 ~ 3.3%														
	3.4 ~ 7.9%	14	9	11	3	5	9	20	14	15	18	11	14	143	
	8.0 ~ 13.8%	16	18	18	22	22	21	9	15	14	10	15	12	192	
	13.9%	1	1	2	5	4		2	2	1	3	4	5	30	
10 - Day Summary	Mean Temp.	1st	24	- 33	13	106	166	187	235	260	208	173	98	- 21	
		2nd	- 50	- 11	67	120	162	212	247	226	194	132	13	- 76	
		3rd	- 58	6	65	134	187	226	249	214	188	123	9	- 18	
	Mean Max. Temp.	1st	56	2	62	164	226	239	271	299	249	219	141	23	
		2nd	- 13	38	123	178	218	273	288	257	238	176	51	- 38	
		3rd	- 14	49	117	201	250	284	277	251	239	170	51	9	
	Mean Min. Temp.	1st	- 7	- 66	- 27	66	118	142	210	232	172	140	55	- 64	
		2nd	- 89	- 56	23	77	119	165	219	204	157	100	- 22	- 118	
		3rd	- 97	- 37	29	86	136	189	228	182	147	82	- 27	- 50	
	Mean Wind Speed	1st	24	23	25	24	23	26	22	20	18	21	21	22	
		2nd	23	23	21	28	23	21	17	31	29	22	24	24	
		3rd	22	23	22	26	22	19	20	24	21	22	22	21	
Total Precip.	1st		5	40	450	45	400	4590	405	15	80	105	140		
	2nd	40	95		205	85	10	820	2790	305	220	25	30		
	3rd	115	35	40		50	145	1480	815	5		250	205		

Element		1	2	3	4	5	6	7	8	9	10	11	12				
(0.1 )	Air Temp.	Mean	- 12	2	63	136	187	227	268	258	217	155	55	- 15	128		
		Mean Max.	33	49	121	195	249	282	309	300	270	208	104	25	179		
		Mean Min.	- 53	- 43	15	87	134	181	238	225	172	110	10	- 55	85		
		Highest	109	117	176	266	295	326	351	365	303	272	195	94	365		
		Date	6	28	19	30	30	23	25	5	4	2	7	3	08/05		
		Lowest	- 115	- 92	- 50	36	96	141	220	155	107	24	- 65	- 117	- 117		
		Date	24	2	8	2	6	4	10	30	29	31	19	12	12/12		
(0.1mm)	Precip.	00~24h Total	130	125	70	520	195	365	4435	2720	265	235	85	365	9510		
		Highest. 1	Daily	50	45	65	350	70	135	1100	980	225	160	55	210	1100	
			Date	29	22	1	5	13	6	10	15	11	11	10	24	07/10	
			Hourly	35	25	25	85	70	65	520	410	90	45	45	40	520	
(0.1%)	Wind	Date	27	17	1	5	13	6	3	15	11	11	10	24	07/03		
		Mean Speed	19	21	19	24	21	20	20	22	19	19	19	18	20		
		Highest Gust Speed	144	142	150	151	195	136	140	225	132	136	134	155	225		
		* Dir.	NNW	SSW	NNW	SSW	SSW	SW	SW	SSW	SSW	E	SSW	NW	SSW		
(0.1%)	Wind Directions Only	Date	14	19	27	14	13	9	3	24	28	22	25	10	08/24		
		Hourly Occurrence Maximum Speed	35	32	30	36	16	33	31	37	33	26	25	31	37		
		NNE	32	27	31	46	26	30	32	48	51	66	23	29	66		
		NE	44	40	39	55	50	52	40	51	52	68	23	34	68		
		ENE	47	54	36	61	30	56	46	57	58	53	36	30	61		
		E	25	32	26	40	25	45	40	45	43	41	32	29	45		
		ESE	33	31	19	39	38	33	26	38	23	32	23	29	39		
		SE	14	12	25	40	27	28	46	34	18	22	24	21	46		
		SSE	41	42	34	52	55	26	39	35	29	26	28	33	55		
		S	58	52	48	82	87	60	61	104	53	44	63	43	104		
		SSW	61	53	62	66	82	56	63	71	50	37	52	44	82		
		SW	47	46	47	50	58	54	36	45	55	37	50	45	58		
		WSW	47	45	46	54	42	39	34	34	36	35	46	42	54		
		W	42	45	45	35	54	36	29	33	34	57	46	47	57		
		WNW	68	68	63	46	64	48	28	42	37	47	55	52	68		
		NW	56	67	69	50	45	47	39	41	54	48	52	60	69		
		NNW	47	33	50	52	32	35	20	58	42	52	43	31	58		
		N	115	146	140	79	117	66	91	122	129	105	113	99	110		
		(0.1%)	Hourly Occurrence Percentage	CALM	26	18	11	17	5	19	12	26	21	31	13	14	18
				NNE	16	7	12	8	5	11	14	31	50	46	6	8	18
NE	13			7	24	10	13	23	24	98	64	54	4	5	29		
ENE	35			6	11	31	15	42	22	109	56	51	15	23	35		
E	12			6	7	24	9	26	18	44	24	36	15	19	20		
ESE	12			7	4	17	5	17	14	22	8	8	28	18	13		
SE	11			7	11	15	19	33	30	40	11	17	17	21	19		
SSE	9			19	26	40	50	43	111	48	42	19	40	42	41		
S	84			101	156	297	250	183	361	120	117	51	129	155	167		
SSW	36			101	151	185	195	140	129	63	56	22	51	34	97		
SW	30			46	69	90	93	82	28	20	40	9	43	27	48		
WSW	40			54	48	28	52	82	35	28	35	26	47	40	43		
W	74			91	74	11	24	59	11	26	33	31	63	56	46		
WNW	190			180	118	42	38	56	24	44	64	124	146	178	100		
NW	233			171	112	74	81	96	52	112	174	281	199	197	148		
NNW	63	31	28	33	28	23	24	47	78	90	72	63	49				

Element		1	2	3	4	5	6	7	8	9	10	11	12			
Number of Days With Classified	Daily Max. Temp.	0.0	10	2										11	23	
		0.1 ~ 10.0	18	24	5									15	20	82
		10.1 ~ 20.0	3	2	26	18	1	1					11	15		77
		20.1 ~ 30.0				12	30	21	12	16	28	20				139
		30.1						8	19	15	2					44
	Daily Mean Temp.	-5.0	8	1											7	16
		-4.9 ~ 0.0	13	13	1									5	12	44
		0.1 ~ 10.0	10	14	29	2						2	19	12		88
		10.1 ~ 20.0			1	28	20	4		2	5	24	6			90
		20.1					11	26	31	29	25	5				127
	Daily Min. Temp.	-15.0														
		-14.9 ~ -5.0	19	11	1									2	19	52
		-4.9 ~ 0.0	7	17	9									14	10	57
		0.1 ~ 10.0	5		21	20	2						12	12	2	74
		10.1				10	29	30	31	31	30	19	2			182
	Daily Precip.	0.1mm	4	5	2	6	4	8	19	12	4	4	4	7	79	
		10.0mm				1		1	9	5	1	1		1	19	
		30.0mm				1			4	3					8	
		80.0mm							2	1					3	
		100.0mm							1						1	
Hourly Max. Precip.	1.0mm	5	5	1	5	4	6	15	10	3	3	4	5	66		
	6.0mm				1	1	1	9	5	1				18		
	10.0mm							7	4					11		
	20.0mm							6	2					8		
	30.0mm							4	1					5		
Daily Max. Wind Speed	0.5 ~ 3.3%															
	3.4 ~ 7.9%	18	12	13	5	10	11	15	15	20	21	12	15	167		
	8.0 ~ 13.8%	11	14	16	23	19	19	15	15	10	10	18	15	185		
	13.9%	2	2	2	2	2		1	1				1	13		
10 - Day Summary	Mean Temp. (0.1 )	1st	39	-14	31	121	179	205	259	288	226	192	113	2		
		2nd	-32	5	76	138	179	228	271	252	217	145	32	-51		
		3rd	-40	19	81	148	202	247	274	236	208	131	21	1		
	Mean Max. Temp. (0.1 )	1st	82	22	86	179	243	255	301	333	278	241	166	49		
		2nd	13	61	141	192	236	290	316	285	268	196	76	-10		
		3rd	7	70	135	214	265	301	308	283	265	189	71	35		
	Mean Min. Temp. (0.1 )	1st	-2	-48	-14	74	125	157	229	253	185	154	66	-41		
		2nd	-71	-48	19	97	126	179	236	228	169	99	-12	-92		
		3rd	-82	-32	38	91	148	207	249	197	161	82	-23	-36		
	Mean Wind Speed (0.1%)	1st	18	20	22	22	20	24	22	17	12	20	18	19		
		2nd	19	23	17	25	21	20	18	27	25	19	20	20		
		3rd	19	20	19	25	21	17	19	21	18	18	19	16		
Total Precip. (0.1mm)	1st		10	70	370	90	275	3050	440	20	75	70	105			
	2nd	30	70		150	70		780	1850	240	160	5	35			
	3rd	100	45			35	90	605	430	5		10	225			

Element		1	2	3	4	5	6	7	8	9	10	11	12					
(0.1 )	Air Temp.	Mean	- 8	8	70	143	197	233	271	259	219	164	58	- 18	133			
		Mean Max.	33	52	121	198	251	287	312	299	268	212	102	20	180			
		Mean Min.	- 44	- 35	27	96	148	189	242	227	176	121	19	- 53	93			
		Highest	112	119	181	275	306	352	361	358	296	281	183	85	361			
		Date	8	28	19	30	30	23	25	5	26	2	2	23	07/25			
		Lowest	- 110	- 82	- 35	33	108	142	218	165	123	32	- 54	- 120	- 120			
		Date	23	10	8	2	6	6	3	30	29	31	19	12	12/12			
(0.1mm)	Precip.	00~24h Total	115	105	90	645	120	620	5870	4000	260	260	335	350	12770			
		Highest. 1	Daily	60	45	40	365	75	200	1280	1385	240	180	195	160	1385		
			Date	27	17	27	5	13	7	10	20	11	11	25	24	08/20		
			Hourly	50	20	40	70	70	130	500	340	100	50	75	40	500		
	Date	27	17	27	6	13	26	3	20	11	11	25	3	07/03				
(0.1%)	Wind	Mean Speed	18	21	20	23	23	21	18	17	17	16	19	18	19			
		Highest Gust Speed	160	116	166	151	178	120	154	167	145	143	159	175	178			
		* Dir.	W	WNW	W	NW	SW	WSW	WSW	W	SW	NNE	WNW	WSW	SW			
	Date	27	5	27	12	6	9	10	24	19	22	10	10	05/06				
(0.1%)	Wind Directions Only	Hourly Occurrence Maximum Speed	NNE	32	37	43	52	30	40	45	41	46	53	45	25	53		
			NE	20	45	42	48	23	27	32	31	47	51	35	21	51		
			ENE	24	16	23	32	27	25	23	27	34	50	40	18	50		
			E	17	20	17	29	23	29	26	32	31	22	16	20	32		
			ESE	18	21	27	21	16	25	23	26	31	31	18	17	31		
			SE	15	13	24	26	21	24	24	30	21	14	19	15	30		
			SSE	18	24	22	25	32	28	22	20	18	19	15	17	32		
			S	35	37	27	32	32	25	25	32	22	17	21	22	37		
			SSW	28	31	32	48	53	23	38	22	29	27	43	27	53		
			SW	46	41	50	68	74	60	57	61	59	42	51	22	74		
			WSW	33	41	65	66	82	64	69	72	51	53	63	30	82		
			W	70	56	68	61	62	63	45	47	47	43	57	53	70		
			WNW	66	62	64	67	62	69	60	47	53	59	61	68	69		
			NW	55	58	64	72	63	58	41	41	46	51	71	62	72		
			NNW	51	48	57	61	52	43	26	42	36	44	46	55	61		
			N	32	38	37	44	41	34	36	42	37	40	51	46	51		
			(0.1%)	Hourly Occurrence Percentage	CALM	24	16	16	22	11	18	9	24	17	31	24	35	21
					NNE	96	55	75	61	35	69	49	83	81	142	90	71	76
					NE	44	49	34	35	26	33	24	47	44	59	32	39	39
					ENE	35	31	26	28	26	38	42	60	61	43	23	38	38
					E	24	19	16	28	26	36	43	60	43	26	35	39	33
					ESE	27	12	23	33	16	22	65	65	35	30	20	34	32
					SE	19	13	24	32	20	26	47	43	18	18	17	12	24
					SSE	8	7	17	19	24	28	36	16	15	16	18	8	18
					S	24	19	23	31	43	28	50	31	25	5	24	23	27
					SSW	11	25	20	65	52	26	90	15	29	16	46	19	35
					SW	26	36	24	97	101	64	113	46	31	23	23	16	50
WSW	24	60			59	101	101	65	143	44	44	24	31	35	61			
W	86	107			95	88	103	108	50	38	31	39	80	74	75			
WNW	117	152			167	82	112	125	58	70	76	62	96	133	104			
NW	177	156			144	117	140	114	62	126	133	131	180	180	138			
NNW	131	131	122	82	95	104	65	112	167	165	151	113	120					
N	127	110	114	79	70	94	53	120	150	170	110	132	111					



Element		1	2	3	4	5	6	7	8	9	10	11	12			
Number of Days With Classified	Daily Max. Temp.	0.0	7	2										12	21	
		0.1 ~ 10.0	22	23	5								14	19	83	
		10.1 ~ 20.0	2	3	26	14	2	1				11	16		75	
		20.1 ~ 30.0				16	28	19	13	17	30	20			143	
		30.1					1	10	18	14					43	
	Daily Mean Temp.	- 5.0	5	1										7	13	
		- 4.9 ~ 0.0	15	11	1								4	14	45	
		0.1 ~ 10.0	11	16	26	2						1	19	10	85	
		10.1 ~ 20.0			4	28	16	2		2	5	25	7		89	
		20.1					15	28	31	29	25	5			133	
	Daily Min. Temp.	- 15.0												1	19	46
		- 14.9 ~ - 5.0	17	9										12	9	50
		- 4.9 ~ 0.0	7	17	5									15	3	79
		0.1 ~ 10.0	7	2	26	15						11	15	2	190	
		10.1				15	31	30	31	31	30	20	2		190	
	Daily Precip.	0.1mm	5	4	3	8	4	9	20	15	3	5	5	6	87	
		10.0mm				1		3	9	7	1	1	1	1	24	
		30.0mm				1			7	4					12	
		80.0mm							3	2					5	
		100.0mm							1	2					3	
Hourly Max. Precip.	1.0mm	3	4	3	6	3	6	17	13	2	5	6	5	73		
	6.0mm				3	1	3	10	8	1		2		28		
	10.0mm						1	8	6	1				16		
	20.0mm							5	3					8		
	30.0mm							4	2					6		
Daily Max. Wind Speed	0.5 ~ 3.3%		1										1	2		
	3.4 ~ 7.9%	18	10	10	7	5	10	22	21	22	24	14	15	178		
	8.0 ~ 13.8%	12	17	20	20	22	20	7	8	7	5	13	13	164		
	13.9%	1		1	3	4		2	2	1	2	2	2	20		
10 - Day Summary	Mean Temp. (0.1 )	1st	42	- 9	36	129	189	211	261	290	230	208	117	- 2		
		2nd	- 27	10	86	143	187	238	274	250	217	149	35	- 54		
		3rd	- 35	26	87	157	212	252	277	238	212	138	24	1		
	Mean Max. Temp. (0.1 )	1st	81	24	85	183	245	259	302	335	275	249	161	40		
		2nd	11	63	144	193	239	297	322	285	266	199	75	- 14		
		3rd	9	72	134	216	269	306	313	279	263	191	69	32		
	Mean Min. Temp. (0.1 )	1st	7	- 43	- 4	83	138	167	233	256	191	172	75	- 41		
		2nd	- 63	- 39	34	104	140	186	240	225	171	105	- 3	- 89		
		3rd	- 73	- 19	49	101	164	214	252	202	166	88	- 14	- 31		
	Mean Wind Speed (0.1%)	1st	15	22	23	18	22	25	19	16	13	16	19	18		
		2nd	20	21	18	26	23	21	18	13	22	16	20	19		
		3rd	20	20	19	26	23	18	16	21	16	17	19	16		
Total Precip. (0.1mm)	1st			20	420	25	370	3895	320	5	80	115	155			
	2nd	15	80		225	75	5	875	2645	255	180	15	35			
	3rd	100	25	70		20	245	1100	1035			205	160			

Element		1	2	3	4	5	6	7	8	9	10	11	12					
(0.1 )	Air Temp.	Mean	- 15	2	63	135	184	222	260	247	206	149	54	- 19	124			
		Mean Max.	29	46	116	197	248	280	296	286	256	196	98	19	172			
		Mean Min.	- 60	- 45	14	81	126	168	231	215	160	106	9	- 62	79			
		Highest	111	116	170	275	300	333	335	347	282	256	185	79	347			
		Date	8	28	30	30	30	23	25	5	4	9	7	3	08/05			
		Lowest	- 145	- 103	- 58	24	83	131	207	151	97	19	- 71	- 136	- 145			
		Date	24	2	8	2	7	11	1	30	29	31	19	14	01/24			
(0.1mm)	Precip.	00~24h Total	190	170	100	680	245	595	5575	3760	260	450	145	475	12645			
		Highest. 1	Daily	80	70	75	470	115	245	1480	1220	220	310	90	240	1480		
			Date	27	22	1	5	13	26	10	20	11	11	10	24	07/10		
			Hourly	70	20	25	110	115	100	410	430	50	120	80	75	430		
	Date	27	19	1	5	13	26	10	15	11	11	10	24	08/15				
(0.1%)	Wind	Mean Speed	14	17	14	16	14	13	11	11	12	12	15	16	14			
		Highest Gust Speed	134	118	135	141	133	114	99	125	93	136	113	123	141			
		Dir.	S	WNW	WNW	SE	WNW	SSE	W	WSW	NW	NE	WNW	NE	SE			
	Date	26	20	6	14	5	9	3	24	20	22	23	10	04/14				
(0.1%)	Wind Directions Only	Hourly Occurrence Maximum Speed	NNE	31	28	34	30	25	23	16	41	32	39	33	39	41		
			NE	23	29	28	51	32	30	28	25	30	63	22	14	63		
			ENE	33	15	22	40	30	35	31	31	43	26	16	19	43		
			E	25	29	17	28	20	27	29	27	31	24	20	23	31		
			ESE	19	22	30	29	30	26	24	27	31	18	26	25	31		
			SE	27	31	28	40	31	26	27	25	33	25	27	24	40		
			SSE	47	40	25	46	38	35	34	43	32	24	40	39	47		
			S	42	43	26	35	32	21	41	24	24	21	47	37	47		
			SSW	14	23	27	31	42	29	35	33	26	13	34	22	42		
			SW	21	29	33	31	35	21	38	22	30	19	17	34	38		
			WSW	19	21	31	32	26	27	26	23	21	24	23	18	32		
			W	52	29	33	29	31	29	21	20	23	21	36	30	52		
			WNW	59	61	45	38	37	34	39	31	41	41	44	51	61		
			NW	50	45	45	48	51	38	24	32	32	46	42	46	51		
			NNW	40	38	43	33	45	33	21	38	27	39	38	40	45		
			N	36	37	40	44	44	38	21	39	28	41	44	42	44		
			(0.1%)	Hourly Occurrence Percentage	CALM	130	124	132	101	137	103	235	172	163	165	96	90	138
					NNE	17	18	28	17	23	17	8	20	19	39	21	24	21
					NE	13	13	16	17	17	44	26	27	43	52	18	11	25
					ENE	13	10	11	24	30	46	32	54	60	35	8	9	28
					E	22	9	20	33	17	38	38	82	35	32	17	23	31
					ESE	19	10	12	28	28	33	55	71	28	16	21	24	29
					SE	24	25	24	44	48	38	71	55	33	38	25	38	39
					SSE	34	33	27	81	54	36	98	56	54	44	89	69	56
					S	30	65	56	69	77	79	102	79	69	40	67	69	67
					SSW	39	51	66	51	83	50	47	63	69	46	47	40	54
					SW	98	80	97	107	132	86	85	109	147	99	99	74	101
WSW	102	86			95	124	98	97	78	81	110	101	89	75	95			
W	39	48			66	76	75	65	48	20	38	50	42	32	50			
WNW	161	192			147	81	60	118	40	42	53	81	121	134	102			
NW	117	132	116	81	62	82	19	39	38	77	110	122	82					
NNW	85	51	51	39	38	33	12	16	24	39	64	95	46					
N	56	52	36	28	20	35	5	13	18	46	68	70	37					

Element		1	2	3	4	5	6	7	8	9	10	11	12			
Number of Days With Classified	Daily Max. Temp.	0.0	10	3										11	24	
		0.1 ~ 10.0	20	23	6									15	20	84
		10.1 ~ 20.0	1	2	25	17		1				15	15			76
		20.1 ~ 30.0				13	31	21	17	19	30	16				147
		30.1						8	14	12						34
	Daily Mean Temp.	- 5.0	8	1											8	17
		- 4.9 ~ 0.0	13	14	1									5	12	45
		0.1 ~ 10.0	10	13	29	2						2	19	11		86
		10.1 ~ 20.0			1	28	22	6		2	8	26	6			99
		20.1					9	24	31	29	22	3				118
	Daily Min. Temp.	- 15.0														
		- 14.9 ~ - 5.0	18	11	1									1	19	50
		- 4.9 ~ 0.0	7	17	10									13	9	56
		0.1 ~ 10.0	6		20	23	3				1	14	14	3		84
		10.1				7	28	30	31	31	29	17	2			175
	Daily Precip.	0.1mm	5	5	4	6	5	7	20	15	4	4	5	7		87
		10.0mm				1	1	3	12	6	1	1		1		26
		30.0mm				1			8	4		1				14
		80.0mm							1	2						3
		100.0mm							1	1						2
	Hourly Max. Precip.	1.0mm	3	5	2	5	4	7	19	15	3	3	4	6		76
6.0mm		1			1	1	1	12	7		1	1	1		26	
10.0mm					1	1	1	10	6		1				20	
20.0mm								6	3						9	
30.0mm								1	1						2	
Daily Max. Wind Speed	0.5 ~ 3.3%							1		1					2	
	3.4 ~ 7.9%	19	13	20	12	19	18	25	26	24	29	17	17		239	
	8.0 ~ 13.8%	12	15	11	17	12	12	5	5	5	2	13	14		123	
	13.9%				1										1	
10 - Day Summary	Mean Temp.	1st	38	- 14	30	121	176	201	252	271	215	185	110	- 2		
		2nd	- 35	4	76	135	176	224	262	241	206	139	30	- 58		
		3rd	- 46	19	80	147	199	242	265	229	197	124	22	- 1		
	Mean Max. Temp.	1st	78	19	81	179	241	252	292	315	262	229	157	39		
		2nd	6	58	135	194	237	290	302	274	256	187	71	- 13		
		3rd	6	65	131	219	265	298	295	271	250	176	67	30		
	Mean Min. Temp.	1st	0	- 51	- 15	73	118	148	222	239	176	148	63	- 43		
		2nd	- 77	- 52	20	87	121	162	228	217	157	95	- 14	- 107		
		3rd	- 98	- 31	33	83	138	195	243	192	148	77	- 22	- 38		
	Mean Wind Speed	1st	13	17	17	14	13	15	12	10	9	11	14	16		
		2nd	15	18	13	16	14	14	9	11	14	12	16	17		
		3rd	15	14	13	17	14	11	11	13	12	13	16	15		
Total Precip.	1st	5	10	95	510	50	300	3490	610	15	140	110	175			
	2nd	40	90		170	115		1180	2300	240	310	20	35			
	3rd	145	70	5		80	295	905	850	5		15	265			

		Element	1	2	3	4	5	6	7	8	9	10	11	12	
(0.1 )	Air Temp.	Mean	- 18	2	59	135	186	218	258	245	196	142	53	- 14	122
		Mean Max.	34	60	125	204	256	285		292	255	202	113	34	
		Mean Min.	- 67	- 52	- 1	74	119	161		211	147	91	- 3	- 59	
		Highest	102	130	182	278	310	337	326	352	285	266	196	101	352
		Date	6	16	30	16	29	23	25	5	26	9	7	3	08/05
		Lowest	- 131	- 92	- 51	6	88	109	206	143	83	- 15	- 69	- 137	- 137
		Date	15	2	8	2	17	4	27	30	29	31	19	14	12/14
(0.1mm)	Precip.	00~24h Total	145	445	60	660	175	280	2790	3315	690	275	115	240	9190
		Highest. 1 Daily	65	170	20	200	75	115	1075	945	485	165	50	135	1075
		Date	20	19	27	5	24	6	3	21	11	1	26	24	07/03
		Hourly	25	95	10	55	35	50	375	540	130	45	45	55	540
(0.1%)	Wind	Date	20	20	27	17	24	24	3	28	11	1	26	24	08/28
		Mean Speed	12	16	16	21	17	15		12	11	10	13	13	
		Highest Gust Speed	122	141	142	163	120	106	145	148	128	121	129	121	163
(0.1%)	Wind Directions Only	Dir.	WSW	WNW	WNW	SSW	W	SW	SW	WSW	E	ENE	S	WNW	SSW
		Date	27	9	9	14	6	9	3	24	15	22	25	24	04/14
		NNE	17	25	25	26	20	25	12	17	20	22	22	21	26
		NE	17	27	25	28	22	28	17	26	31	43	30	24	43
		ENE	32	16	31	39	19	29	29	31	50	47	16	23	50
		E	24	22	18	37	30	27	22	28	51	29	17	16	51
		ESE	30	9	13	43	32	22	28	27	36	26	14	12	43
		SE	10	14	17	20	37	24	29	24	15	12	9		37
		SSE	22	18	34	18	7	19	14	16	17	11	13	14	34
		S	21	22	26	34	26	23	18	15	16	14	40	22	40
		SSW	48	39	38	73	33	24	52	33	25	21	51	36	73
		SW	54	69	58	80	53	56	58	54	48	35	66	39	80
		WSW	32	60	67	71	44	44	51	53	31	23	61	33	71
		W	38	65	53	55	60	40	36	27	33	24	56	40	65
		WNW	55	66	53	52	49	45	24	32	40	41	52	53	66
		NW	44	40	39	41	22	25	13	18	19	33	31	44	44
		NNW	30	33	31	28	23	22	9	11	15	30	31	39	39
		N	29	26	24	26	19	25	12	16	14	10	25	28	29
		(0.1%)	Hourly Occurrence Percentage	CALM	185	138	133	105	138	119	134	157	226	239	217
NNE	104			49	64	51	30	65	25	77	82	102	82	55	66
NE	100			47	46	27	27	50	47	129	157	200	49	60	79
ENE	65			30	46	55	27	70	71	118	100	109	35	20	63
E	25			17	14	28	15	43	43	87	44	46	24	12	33
ESE	16			3	10	17	18	40	35	52	17	23	7	5	20
SE	8			8	8	7	3	14	5	26	6	5	7		8
SSE	11			23	24	16	1	11	11	11	7	8	8	13	12
S	63			79	81	51	51	33	19	30	47	31	49	67	50
SSW	49			70	106	81	71	62	55	31	40	24	63	55	59
SW	71			85	106	243	228	152	340	95	72	28	104	101	133
WSW	47			94	105	152	150	130	126	42	68	26	70	60	88
W	46			68	67	52	100	72	39	35	42	20	57	47	54
WNW	92			138	63	28	71	43	20	48	36	42	75	117	64
NW	41			62	45	31	16	47	11	28	22	42	46	82	40
NNW	30			46	45	27	37	24	8	11	10	28	57	46	31
N	46			43	35	28	16	26	11	23	24	27	51	50	32

Element		1	2	3	4	5	6	7	8	9	10	11	12			
Number of Days With Classified	Daily Max. Temp.	0.0	5	1										6	12	
		0.1 ~ 10.0	18	23	5								11	24	81	
		10.1 ~ 20.0	2	4	25	14	1	1				14	19	1	81	
		20.1 ~ 30.0				16	24	17	10	17	30	17				131
		30.1					1	12	9	14						36
	Daily Mean Temp.	- 5.0	8	1											6	15
		- 4.9 ~ 0.0	9	13	1								3	13	39	
		0.1 ~ 10.0	8	14	30	2						2	22	12	90	
		10.1 ~ 20.0				28	21	7		2	17	27	5		107	
		20.1					5	23	28	29	13	2			100	
	Daily Min. Temp.	- 15.0												1	18	52
		- 14.9 ~ - 5.0	16	16	1									17	12	66
		- 4.9 ~ 0.0	8	11	17							1	17	12	77	
		0.1 ~ 10.0	1	1	12	27	4				2	17	12	1	146	
		10.1				3	22	30	19	31	28	13				
	Daily Precip.	0.1mm	4	5	4	6	3	6	20	16	4	5	5	7	85	
		10.0mm		2		4		1	9	10	2	1		1	30	
		30.0mm							2	4	1				7	
		80.0mm							1	1					2	
		100.0mm							1						1	
	Hourly Max. Precip.	1.0mm	3	3	2	5	3	5	15	14	4	3	3	7	67	
6.0mm			2					9	9	2				22		
10.0mm								5	6	1				12		
20.0mm								1	2					3		
30.0mm								1	1					2		
Daily Max. Wind Speed	0.5 ~ 3.3%	1	1							3				5		
	3.4 ~ 7.9%	18	16	20	10	17	22	16	25	20	28	20	20	232		
	8.0 ~ 13.8%	6	10	9	17	9	8	2	5	7	3	10	11	97		
	13.9%		1	1	3				1	1				7		
10 - Day Summary	Mean Temp.	1st		- 12	30	124	175	195	251	269	205	178	98	1		
		2nd		5	69	135		222	256	237	197	135	34	- 43		
		3rd	- 38	17	76	147	197	238	265	229	187	115	27	- 1		
	Mean Max. Temp.	1st		36	94	193	241	254		318	258	227	166	48		
		2nd		71	148	199		298		279	256	192	93	10		
		3rd	12	77	135	221	267	304	305	279	250	189	82	44		
	Mean Min. Temp.	1st		- 55	- 24	66	114	142		231	162	139	36	- 44		
		2nd		- 59	- 5	80		152		214	146	84	- 20	- 98		
		3rd	- 90	- 40	24	75	132	187	238	190	133	54	- 26	- 37		
	Mean Wind Speed	1st		16	20	17	18	19		10	7	10	11	12		
		2nd		16	13	23		13		11	17	10	14	13		
		3rd	13	15	15	23	18	12	15	14	10	10	13	13		
Total Precip.	1st			15	300	100	155	2035	420	40	235	25	65			
	2nd	65	280		360			370	1055	485	40	5	20			
	3rd	80	165	45		75	125	385	1840	165		85	155			

Element		1	2	3	4	5	6	7	8	9	10	11	12					
(0.1 )	Air Temp.	Mean	- 18	0	55	133	187	225	268	254	205	146	52	- 16	124			
		Mean Max.	41	60	131	210	265	298	317	305	271	216	116	36	189			
		Mean Min.	- 73	- 58	- 11	61	116	165	235	218	150	88	- 9	- 66	68			
		Highest	131	144	194	296	319	347	356	366	301	283	219	113	366			
		Date	8	16	19	30	30	23	20	5	4	9	7	23	08/05			
		Lowest	- 153	- 107	- 60	- 6	62	109	214	147	73	- 18	- 85	- 136	- 153			
		Date	24	2	8	2	7	4	1	31	29	31	19	14	01/24			
(0.1mm)	Precip.	00~24h Total	125	265	85	310	200	135	4110	3390	275	165	310	200	9570			
		Highest. 1	Daily	55	105	60	95	90	70	1400	525	135	55	175	125	1400		
			Date	29	22	1	17	24	25	16	21	27	11	25	24	07/16		
			Hourly	25	40	30	30	75	70	715	425	50	30	95	50	715		
	Date	27	20	1	17	24	25	16	24	27	11	25	24	07/16				
(0.1%)	Wind	Mean Speed	22	27	25	27	26	24	16	18	17	17	21	22	22			
		Highest Gust Speed	145	138	133	141	145	120	171	153	106	141	175	152	175			
		* Dir.	WNW	W	WSW	W	SW	WSW	W	WSW	W	WNW	W	WNW	W			
	Date	27	10	9	28	13	9	16	24	28	29	10	10	11/10				
(0.1%)	Wind Directions Only	Hourly Occurrence Maximum Speed	NNE	32	42	31	49	19	24	30	54	42	44	23	29	54		
			NE	45	36	37	60	18	32	29	34	49	81	26	35	81		
			ENE	48	45	45	73	22	42	45	44	64	57	30	30	73		
			E	30	21	18	78	34	44	35	43	60	45	23	22	78		
			ESE	36	22	14	53	59	37	52	46	59	41	37	20	59		
			SE	21	17	22	54	63	41	30	43	28	42	34	30	63		
			SSE	26	48	31	27	36	43	34	37	30	29	25	30	48		
			S	41	58	43	53	50	33	41	49	41	21	61	32	61		
			SSW	54	48	30	68	62	36	51	31	41	22	62	33	68		
			SW	30	56	49	72	62	62	52	83	55	22	61	35	83		
			WSW	47	69	84	82	80	68	59	63	53	30	70	63	84		
			W	83	95	86	94	97	76	74	59	70	98	82	83	98		
			WNW	89	87	81	83	90	78	60	45	52	84	81	91	91		
			NW	61	69	32	47	54	30	15	30	29	34	65	76	76		
			NNW	29	22	26	36	25	39	13	41	38	32	38	50	50		
			N	17	15	27	31	29	20	24	24	29	42	26	23	42		
			(0.1%)	Hourly Occurrence Percentage	CALM	40	58	56	67	56	61	216	160	197	160	150	120	112
					NNE	35	19	28	29	22	18	31	63	72	56	26	26	36
					NE	70	37	44	46	27	24	44	81	89	117	40	69	58
					ENE	120	71	75	67	65	50	54	144	149	155	86	95	94
					E	69	58	39	67	51	42	31	73	75	74	51	44	56
					ESE	44	22	22	40	40	40	44	103	38	55	29	20	42
					SE	30	16	27	51	39	40	43	46	44	36	21	30	35
					SSE	40	40	34	28	42	49	35	32	36	34	32	39	37
					S	52	33	51	40	51	40	65	31	17	31	50	30	41
					SSW	36	48	58	50	55	40	74	35	28	22	33	40	43
					SW	34	54	65	82	50	71	73	30	35	24	47	27	49
WSW	59	85			89	115	109	133	82	50	49	51	71	51	78			
W	164	284			235	206	233	243	121	75	88	71	185	145	170			
WNW	134	126			134	71	108	82	43	34	25	38	90	151	86			
NW	40	25			15	19	20	29	16	17	15	24	51	74	29			
NNW	17	13	8	11	12	19	12	7	21	20	28	26	16					
N	15	9	20	11	22	18	16	20	24	32	8	15	18					

Element		1	2	3	4	5	6	7	8	9	10	11	12			
Number of Days With Classified	Daily Max. Temp.	0.0	8	2										6	16	
		0.1 ~ 10.0	19	21	4								12	24	80	
		10.1 ~ 20.0	4	5	27	12						10	17	1	76	
		20.1 ~ 30.0				18	28	13	10	13	29	21	1		133	
		30.1					3	17	21	18	1				60	
	Daily Mean Temp.	-5.0	9	1											6	16
		-4.9 ~ 0.0	12	15	1								4	13	45	
		0.1 ~ 10.0	10	12	30	2						3	21	12	90	
		10.1 ~ 20.0				28	23	5		2	10	25	5		98	
		20.1					8	25	31	29	20	3			116	
	Daily Min. Temp.	-15.0	1												1	
		-14.9 ~ -5.0	19	17	1								4	19	60	
		-4.9 ~ 0.0	8	11	22	2						2	16	11	72	
		0.1 ~ 10.0	3		8	26	10				2	16	9	1	75	
		10.1				2	21	30	31	31	28	13	1		157	
	Daily Precip.	0.1mm	6	6	4	6	4	5	18	14	4	4	10	7	88	
		10.0mm		1						7	9	2	1	1	21	
		30.0mm								5	5				10	
		80.0mm								1					1	
		100.0mm								1					1	
Hourly Max. Precip.	1.0mm	4	4	2	6	3	3	16	14	3	3	4	5	67		
	6.0mm					1	1	8	9			1		20		
	10.0mm							5	9					14		
	20.0mm							3	4					7		
	30.0mm							1	1					2		
Daily Max. Wind Speed	0.5 ~ 3.3%	1							1			2	1	5		
	3.4 ~ 7.9%	18	11	10	6	8	9	21	22	24	26	13	15	183		
	8.0 ~ 13.8%	11	17	21	22	20	21	9	7	6	4	13	13	164		
	13.9%	1			2	3		1	1		1	2	2	13		
10 - Day Summary	Mean Temp. (0.1 )	1st	33	-16	29	119	178	203	263	281	217	186	101	0		
		2nd	-40	3	62	134	180	227	268	249	203	138	31	-48		
		3rd	-45	15	74	147	203	246	273	234	195	118	23	-2		
	Mean Max. Temp. (0.1 )	1st	93	30	95	191	263	267	312	333	275	243	177	51		
		2nd	18	75	151	203	252	309	321	293	270	206	88	9		
		3rd	16	79	146	237	280	318	318	291	268	200	85	48		
	Mean Min. Temp. (0.1 )	1st	-18	-60	-29	57	104	142	230	242	169	138	36	-49		
		2nd	-92	-67	-19	68	114	154	233	221	146	81	-27	-105		
		3rd	-106	-43	12	56	129	198	242	194	134	48	-37	-46		
	Mean Wind Speed (0.1%)	1st	22	28	32	25	26	30	18	16	12	16	19	22		
		2nd	22	28	21	28	27	22	15	21	23	18	23	24		
		3rd	23	24	24	30	25	19	15	18	15	19	22	21		
Total Precip. (0.1mm)	1st		5	80	125	105	35	1830	140	10	105	55	45			
	2nd	35	155		185	5		1505	1610	115	60	10				
	3rd	90	105	5		90	100	775	1640	150		245	155			

Element		1	2	3	4	5	6	7	8	9	10	11	12					
(0.1 )	Air Temp.	Mean	- 17	3	57	135	184	224	267	255	197	141	50	- 13	124			
		Mean Max.	46	69	133	211	267	298	313	306	265	212	123	43	191			
		Mean Min.	- 75	- 58	- 16	61	105	155	232	215	139	83	- 16	- 66	63			
		Highest	141	151	191	292	320	354	342	358	294	280	210	120	358			
		Date	8	16	30	16	29	23	21	6	26	9	7	3	08/06			
		Lowest	- 150	- 109	- 55	- 12	62	88	200	148	71	- 22	- 69	- 134	- 150			
		Date	24	2	3	2	8	4	27	31	30	31	19	14	01/24			
(0.1mm)	Precip.	00~24h Total	145	360	40	745	270	335	4630	3955	1165	320	160	295	12420			
		Highest. 1	Daily	65	140	15	195	125	120	765	745	865	185	50	160	865		
			Date	20	20	27	17	24	6	3	21	11	1	24	24	09/11		
			Hourly	25	65	15	60	80	90	555	610	220	45	40	65	610		
(0.1%)	Wind	Mean Speed	9	12	13	16	14	13	12	11	10	9	10	10	12			
		Highest Gust Speed	119	105	113	133	115	95	115	100	119	94	109	91	133			
		Dir.	SW	WSW	SW	WSW	WSW	SW	WSW	W	E	NNE	WSW	W	WSW			
		Date	27	19	9	14	13	9	3	24	15	22	25	10	04/14			
(0.1%)	Wind Directions Only	Hourly Occurrence Maximum Speed	NNE	30	45	40	39	39	38	42	29	41	47	50	38	50		
			NE	28	23	29	53	30	33	22	33	43	57	24	26	57		
			ENE	34	15	27	53	41	32	44	36	58	41	21	17	58		
			E	30	14	26	63	53	30	42	41	57	36	19	15	63		
			ESE	31	16	14	35	24	29	26	23	38	17	13	11	38		
			SE		21	19	20	22	19	36	41	18	23	18	9	41		
			SSE	23	6	37	27	24	22	22	27	16	11	29	33	37		
			S	26	12	27	23	40	26	35	26	18	26	25	20	40		
			SSW	35	34	35	47	31	22	41	28	16	24	44	26	47		
			SW	36	52	39	66	51	41	38	52	34	23	46	33	66		
			WSW	42	52	59	55	60	44	33	37	40	25	38	31	60		
			W	40	40	46	43	53	37	28	22	27	39	29	42	53		
			WNW	31	39	41	34	34	22	19	20	27	32	32	37	41		
			NW	28	30	31	28	24	29	15	13	19	28	27	31	31		
			NNW	29	33	35	29	29	28	15	14	20	19	25	32	35		
			N	30	51	41	40	21	30	29	25	37	33	43	45	51		
			(0.1%)	Hourly Occurrence Percentage	CALM	385	307	302	196	259	218	242	301	416	449	371	335	315
					NNE	79	64	69	49	36	63	23	60	70	113	61	63	62
					NE	35	45	56	54	39	47	28	56	45	62	22	26	43
					ENE	26	13	15	42	32	61	42	56	49	44	11	20	34
					E	23	12	20	40	19	42	35	47	51	34	11	13	29
					ESE	5	3	4	8	17	32	26	37	15	11	10	7	15
					SE		9	8	11	12	19	38	41	11	11	7	8	15
					SSE	15	6	38	22	16	25	56	49	15	20	19	13	25
					S	26	22	32	43	24	44	74	42	21	31	36	28	35
					SSW	39	42	38	57	89	60	69	52	50	34	60	54	54
					SW	44	70	69	126	120	103	125	83	74	28	60	55	80
WSW	69	95			93	153	133	108	132	55	54	28	67	50	86			
W	71	113			97	78	124	85	56	41	47	30	58	79	73			
WNW	78	83			50	29	24	26	9	37	19	26	61	90	44			
NW	36	49	36	29	17	22	9	11	11	15	35	48	27					
NNW	19	28	23	18	13	14	11	11	8	12	18	36	18					
N	50	39	51	44	24	31	26	21	43	54	93	74	46					



Element		1	2	3	4	5	6	7	8	9	10	11	12			
Number of Days With Classified	Daily Max. Temp.	0.0	4	1										3	8	
		0.1 ~ 10.0	23	21	5								10	26	85	
		10.1 ~ 20.0	4	6	26	10	1	1				11	19	2	80	
		20.1 ~ 30.0				20	25	14	9	11	30	20	1		130	
		30.1					5	15	22	19					61	
	Daily Mean Temp.	- 5.0	7												5	12
		- 4.9 ~ 0.0	14	13	1								3	14	45	
		0.1 ~ 10.0	10	15	30	3						2	22	12	94	
		10.1 ~ 20.0				27	23	6		1	16	27	5		105	
		20.1					8	24	31	28	14	2			107	
	Daily Min. Temp.	- 15.0	1												1	
		- 14.9 ~ - 5.0	20	20	1								5	19	65	
		- 4.9 ~ 0.0	9	7	22	2						2	17	11	70	
		0.1 ~ 10.0	1	1	8	24	15	2			3	17	8	1	80	
		10.1				4	16	28	31	30	27	12			148	
	Daily Precip.	0.1mm	5	6	4	6	5	7	18	16	4	5	6	7	89	
		10.0mm		2		4	1	1	11	8	2	1		1	31	
		30.0mm							8	6	1				15	
		80.0mm									1				1	
		100.0mm														
Hourly Max. Precip.	1.0mm	3	3	2	6	4	6	17	14	3	3	4	4	69		
	6.0mm		1		1	1	2	11	10	2			1	29		
	10.0mm							10	7	2				19		
	20.0mm							6	3	1				10		
	30.0mm							5	3					8		
Daily Max. Wind Speed	0.5 ~ 3.3%	3							1	1			3	8		
	3.4 ~ 7.9%	23	20	23	13	23	26	26	25	24	27	23	21	274		
	8.0 ~ 13.8%	5	8	8	17	8	4	5	4	5	4	7	7	82		
	13.9%															
10 - Day Summary	Mean Temp. (0.1 )	1st	30	- 12	32	126	176	200	260	275	206	181	93	4		
		2nd	- 40	8	62	135	176	226	266	245	198	137	31	- 42		
		3rd	- 38	15	77	146	199	246	273	244	186	109	27	- 2		
	Mean Max. Temp. (0.1 )	1st	98	43	103	198	256	267	304	329	268	237	177	59		
		2nd	20	83	153	206	259	310	317	293	267	202	102	17		
		3rd	22	86	143	230	284	316	318	296	261	198	90	53		
	Mean Min. Temp. (0.1 )	1st	- 26	- 59	- 36	59	98	134	231	233	156	136	23	- 46		
		2nd	- 95	- 66	- 27	66	98	141	229	217	137	78	- 35	- 103		
		3rd	- 100	- 48	11	59	117	189	235	195	125	39	- 36	- 49		
	Mean Wind Speed (0.1%)	1st	9	12	15	16	14	15	12	10	7	8	9	11		
		2nd	9	13	11	16	14	12	11	10	14	10	10	11		
		3rd	10	11	12	17	13	12	11	12	9	9	12	8		
Total Precip. (0.1mm)	1st			10	385	110	150	3340	660	40	250	40	105			
	2nd	65	230		360	35		565	1620	865	70	5	20			
	3rd	80	130	30		125	185	725	1675	260		115	170			

Element		1	2	3	4	5	6	7	8	9	10	11	12					
(0.1 )	Air Temp.	Mean	- 58	- 34	7	95	145	162	219	198	149	95	19	- 53	79			
		Mean Max.	7	32	77	169	220	232	266	239	215	155	81	4	141			
		Mean Min.	- 121	- 103	- 55	21	73	99	183	165	99	51	- 42	- 116	21			
		Highest	74	95	147	257	295	302	318	311	265	238	173	70	318			
		Date	7	16	30	30	20	19	19	5	9	9	2	23	07/19			
		Lowest	- 224	- 153	- 105	- 36	7	19	145	89	19	- 50	- 103	- 186	- 224			
		Date	24	12	15	13	2	11	27	27	29	31	24	14	01/24			
(0.1mm)	Precip.	00~24h Total	380	80	280	610	190	425	3425	3355	690	750	405	85	10675			
		Highest. 1	Daily	185	55	70	245	120	210	965	615	225	120	270	75	965		
			Date	20	22	2	17	24	1	2	15	11	2	4	24	07/02		
			Hourly	60	15	30	85	35	135	285	385	125	45	45	30	385		
(0.1%)	Wind	Mean Speed	9	10	8	11	11	8	7	7	7	7	12	12	9			
		Highest Gust Speed	131	107	148	119	119	92	81	93	106	89	114	118	148			
		Dir.	SE	S	WSW	SW	WSW	SW	S	SSE	SE	SE	SE	S	WSW			
		Date	12	19	3	14	6	9	3	24	20	31	14	11	03/03			
(0.1%)	Wind Directions Only	Hourly Occurrence Maximum Speed	NNE	23	29	30	10	5	16	9	10	15	25	23	21	30		
			NE	17	19	19		6	17	5		13	15	14	9	19		
			ENE	17	13	12	11		12	13	16	20	23	13	17	23		
			E	21	10	12	24	9	19	18	26	28	24	11	18	28		
			ESE	17	29	19	11	20	34	17	26	18	28	35	26	35		
			SE	37	35	32	31	26	34	29	28	22	36	41	35	41		
			SSE	37	37	36	34	34	34	16	21	21	23	37	37	37		
			S	41	30	30	35	20	17	19	18	25	21	35	32	41		
			SSW	33	23	24	26	27	22	31	28	24	19	35	27	35		
			SW	25	30	25	48	35	23	27	33	18	14	28	30	48		
			WSW	29	30	17	31	34	21	24	12	18	12	30	32	34		
			W	24	20	22	31	36	25	16	14	23	13	24	25	36		
			WNW	19	22	21	29	25	23	13	15	15	19	24	26	29		
			NW	29	27	29	35	33	25	15	17	24	27	24	24	35		
			NNW	23	24	23	34	34	31	17	24	19	28	19	25	34		
			N	22	15	20	6	17	17	12	16	15	18	21	16	22		
			(0.1%)	Hourly Occurrence Percentage	CALM	363	287	445	307	300	406	372	488	431	458	234	191	358
					NNE	27	28	30	4	1	4	3	8	7	22	17	13	14
					NE	3	3	5		1	3	1		4	13	6	3	4
					ENE	17	7	8	1		3	3	14	15	30	6	3	9
E	7	7			4	3	3	8	7	49	33	52	8	8	16			
ESE	16	19			15	4	7	18	19	51	21	22	15	13	18			
SE	90	126			48	33	32	102	46	47	18	26	118	140	68			
SSE	168	179			78	31	66	63	26	12	22	35	185	199	88			
S	75	77			39	13	20	26	19	27	90	43	85	98	51			
SSW	50	55			48	43	63	75	159	105	111	43	88	79	77			
SW	48	34			89	236	184	117	191	46	53	31	76	71	98			
WSW	28	48			23	121	133	50	46	20	42	16	46	63	53			
W	26	27			32	76	83	28	28	15	19	1	39	38	34			
WNW	17	19			17	38	31	14	9	5	13	20	17	32	19			
NW	27	43	40	44	32	31	26	49	69	101	33	24	43					
NNW	22	30	54	44	39	43	42	49	39	71	15	15	39					
N	15	9	23	1	4	8	5	15	13	16	13	8	11					

Element		1	2	3	4	5	6	7	8	9	10	11	12		
Number of Days With Classified	Daily Max. Temp.	0.0	15	3									2	13	33
		0.1 ~ 10.0	16	25	21	1							17	18	98
		10.1 ~ 20.0			10	23	11	7		3	7	29	11		101
		20.1 ~ 30.0				6	20	22	26	26	23	2			125
		30.1						1	5	2					8
	Daily Mean Temp.	-5.0	17	9										17	43
		-4.9 ~ 0.0	12	16	10								13	12	63
		0.1 ~ 10.0	2	3	21	20	1				1	18	17	2	85
		10.1 ~ 20.0				10	29	28	5	16	29	13			130
		20.1					1	2	26	15					44
	Daily Min. Temp.	-15.0	13	3										8	24
		-14.9 ~ -5.0	14	21	16							1	14	21	87
		-4.9 ~ 0.0	4	4	14	11						4	11	2	50
		0.1 ~ 10.0			1	18	26	13		3	15	20	5		101
		10.1				1	5	17	31	28	15	6			103
	Daily Precip.	0.1mm	8	3	8	11	4	9	18	21	7	14	4	3	110
		10.0mm	1			1	1	1	8	11	4	3	1		31
		30.0mm							3	4					7
		80.0mm							2						2
		100.0mm													
	Hourly Max. Precip.	1.0mm	6	2	6	8	3	8	17	19	6	10	4	1	90
6.0mm		1			1		1	6	7	2				18	
10.0mm							1	5	2	1				9	
20.0mm								2	1					3	
30.0mm									1					1	
Daily Max. Wind Speed	0.5 ~ 3.3%	1	1					2	3	2				9	
	3.4 ~ 7.9%	22	20	23	15	22	28	28	27	26	29	16	18	274	
	8.0 ~ 13.8%	8	7	7	15	9	2	1	1	2	2	14	13	81	
	13.9%			1										1	
10 - Day Summary	Mean Temp. (0.1 )	1st	-12	-50	-7	73	135	138	217	219	156	128	64	-41	
		2nd	-79	-29	9	103	148	162	233	187	149	89	-3	-85	
		3rd	-81	-21	18	108	151	186	208	188	142	70	-4	-36	
	Mean Max. Temp. (0.1 )	1st	43	16	52	150	211	205	264	269	228	172	135	13	
		2nd	-13	38	101	170	218	241	290	207	204	144	60	-22	
		3rd	-8	43	79	186	231	250	248	241	214	150	49	18	
	Mean Min. Temp. (0.1 )	1st	-58	-118	-63	0	59	74	183	183	106	98	-1	-101	
		2nd	-141	-104	-65	44	77	88	187	173	105	50	-59	-152	
		3rd	-162	-82	-37	20	81	134	181	140	86	10	-67	-96	
	Mean Wind Speed (0.1%)	1st	9	9	11	8	10	10	8	7	5	7	12	12	
		2nd	10	13	6	14	12	8	9	5	8	6	12	13	
		3rd	9	9	6	12	10	6	6	8	7	8	12	12	
Total Precip. (0.1mm)	1st	85		80	220	30	295	2630	540	15	450	310	5		
	2nd	185	20	50	370	35	50	315	2085	510	180		5		
	3rd	110	60	150	20	125	80	480	730	165	120	95	75		

Element		1	2	3	4	5	6	7	8	9	10	11	12				
(0.1 )	Air Temp.	Mean	- 67	- 51	- 2	80	133	151	200	179	139	87	3	- 76	65		
		Mean Max.	- 14	11	53	148	199	211	238	212	198	137	64	- 22	120		
		Mean Min.	- 107	- 98	- 42	28	83	111	176	155	99	53	- 43	- 122	24		
		Highest	47	82	126	237	278	286	284	274	249	215	156	51	286		
		Date	3	16	30	30	20	18	19	6	9	9	6	23	06/18		
		Lowest	- 195	- 171	- 124	- 46	29	49	153	100	31	- 26	- 131	- 205	- 205		
		Date	23	11	8	2	26	2	26	30	29	30	19	12	12/12		
(0.1mm)	Precip.	00~24h Total	305	120	305	840	290	820	5345	4545	985	1000	385	255	15195		
		Highest. 1	Daily	85	45	80	265	100	140	1910	810	325	465	125	160	1910	
			Date	29	22	31	17	23	27	3	24	19	11	25	24	07/03	
			Hourly	45	20	20	75	65	125	440	555	175	160	50	35	555	
(0.1%)	Wind	Date	20	17	31	17	12	27	3	24	19	11	4	24	08/24		
		Mean Speed	30	32	20	31	28	20	28	19	18	17	38	34	26		
		Highest Gust Speed	228	189	164	200	207	163	177	183	162	134	213	174	228		
		Dir.	SE	SE	E	S	SSE	SSE	SE	SSE	SSE	SE	E	SE	SE		
(0.1%)	Wind Directions Only	Date	27	16	8	14	13	9	10	24	19	31	15	22	01/27		
		Hourly Occurrence Maximum Speed	NNE	38	36	32	57	51	27	39	33	23	43	50	47	57	
			NE	48	44	40	62	62	39	30	35	35	19	52	55	62	
			ENE	41	38	41	38	45	23	31	34	28	22	62	50	62	
			E	48	60	39	37	37	36	38	27	33	33	31	41	60	
			ESE	61	59	45	56	59	40	64	46	52	56	68	73	73	
			SE	111	103	67	88	75	75	63	74	58	69	94	84	111	
			SSE	119	98	58	109	93	93	86	89	77	65	108	92	119	
			S	99	72	54	93	80	73	83	87	80	62	92	72	99	
			SSW	32	25	39	66	57	46	41	35	64	49	59	60	66	
			SW	17	6	13	15	7	27	20	9	14	29	16	17	29	
			WSW	10	15	25	25		14		11	9	8	16	6	25	
			W	21		26	17	13	5		10	14	21	23		26	
			WNW	17		17	27		10		17	10	16	8	9	27	
			NW	13	14	18	35	7	15	11	22	9	10	22	28	35	
			NNW	28	25	31	33	31	25	20	23	19	31	23		33	
		N	28	36	29	54	59	49	38	40	39	36	33	31	59		
		(0.1%)	Hourly Occurrence Percentage	CALM	32	45	78	57	38	46	19	86	121	165	18	17	60
				NNE	39	33	60	58	51	81	28	89	58	79	31	32	54
				NE	46	28	48	36	24	42	23	48	42	27	47	59	39
				ENE	35	22	44	19	20	24	13	40	32	20	34	38	29
				E	23	28	26	31	28	31	20	43	26	19	27	31	28
				ESE	74	97	74	82	52	31	42	39	44	28	89	125	64
				SE	243	208	126	165	198	101	185	59	88	47	196	265	157
				SSE	235	256	168	233	265	157	281	140	182	103	285	224	210
				S	155	190	142	110	136	169	233	133	169	138	192	134	158
				SSW	13	12	23	28	16	43	31	47	39	62	7	15	28
SW	1			1	7	15	1	11	4	8	18	11	6	3	7		
WSW	3			1	7	10		3		4	3	5	8	3	4		
W	5		13	6	4	1		4	6	5	4		4				
WNW	3		11	8		10		4	6	5	1	3	4				
NW	4	3	11	7	3	3	1	7	4	8	4	4	5				
NNW	16	10	30	39	13	17	4	15	21	26	10		17				
N	73	64	132	96	149	232	116	233	142	250	41	47	132				

Element		1	2	3	4	5	6	7	8	9	10	11	12			
Number of Days With Classified	Daily Max. Temp.	0.0	18	12	5								6	24	65	
		0.1 ~ 10.0	13	16	21	3						3	15	7	78	
		10.1 ~ 20.0			5	24	16	14	2	14	15	27	8			125
		20.1 ~ 30.0				3	15	16	29	17	15	1				96
		30.1														
	Daily Mean Temp.	- 5.0	19	13	3								6	22	63	
		- 4.9 ~ 0.0	11	13	15	1							8	8	56	
		0.1 ~ 10.0	1	2	13	21	6				1	23	15	1	83	
		10.1 ~ 20.0				8	25	28	18	24	29	8				140
		20.1						2	13	7						22
	Daily Min. Temp.	- 15.0	7	2										8	17	
		- 14.9 ~ - 5.0	19	23	9								13	21	85	
		- 4.9 ~ 0.0	5	3	18	5						3	11	2	47	
		0.1 ~ 10.0			4	25	20	12		1	14	24	5		105	
		10.1					11	18	31	30	16	4			110	
	Daily Precip.	0.1mm	8	5	9	10	6	12	17	19	7	10	6	8	117	
		10.0mm				3	1	3	9	13	4	2	2	1	38	
		30.0mm							4	6	1	1			12	
		80.0mm							2	1					3	
		100.0mm							2						2	
	Hourly Max. Precip.	1.0mm	6	3	7	9	6	12	15	18	5	9	5	4	99	
6.0mm					3	1	3	6	9	1	1			24		
10.0mm							1	4	5	1	1			12		
20.0mm								3	3					6		
30.0mm								1	2					3		
Daily Max. Wind Speed	0.5 ~ 3.3%															
	3.4 ~ 7.9%	10	5	15	4	11	22	12	22	21	22		2	146		
	8.0 ~ 13.8%	14	19	14	16	13	6	17	7	7	9	18	19	159		
	13.9%	7	4	2	10	7	2	2	2	2		11	10	59		
10 - Day Summary	Mean Temp. (0.1 )	1st	- 24	- 66	- 30	64	128	124	197	202	152	115	57	- 65		
		2nd	- 90	- 48	17	81	126	157	210	167	130	78	- 24	- 108		
		3rd	- 84	- 35	5	95	143	172	194	168	134	69	- 27	- 57		
	Mean Max. Temp. (0.1 )	1st	19	- 6	31	124	194	182	230	243	206	149	124	- 5		
		2nd	- 32	18	77	151	193	225	258	185	182	129	41	- 52		
		3rd	- 28	24	53	170	210	226	226	210	205	132	25	- 11		
	Mean Min. Temp. (0.1 )	1st	- 55	- 109	- 74	16	79	85	172	174	117	90	10	- 114		
		2nd	- 129	- 103	- 26	29	77	109	183	154	95	46	- 71	- 156		
		3rd	- 134	- 79	- 27	39	93	139	173	140	86	26	- 71	- 97		
	Mean Wind Speed (0.1%)	1st	30	30	28	26	26	22	30	16	13	19	40	31		
		2nd	24	40	16	35	31	20	32	12	18	15	34	37		
		3rd	36	24	17	32	27	17	22	28	23	17	40	35		
Total Precip. (0.1mm)	1st	75	5	75	320	55	315	3965	760	20	385	245	45			
	2nd	90	70	35	435	105	60	645	2300	705	520	5	35			
	3rd	140	45	195	85	130	445	735	1485	260	95	135	175			

Element		1	2	3	4	5	6	7	8	9	10	11	12				
(0.1 )	Air Temp.	Mean	- 46	- 29	34	116	170	211	256	238	186	122	19	- 56	102		
		Mean Max.	32	45	121	201	250	285	299	291	265	209	93	9	175		
		Mean Min.	- 114	- 103	- 44	34	93	144	223	196	120	54	- 50	- 123	36		
		Highest	115	110	191	266	300	341	336	345	297	272	199	85	345		
		Date	8	28	19	30	3	23	6	5	26	2	1	23	08/05		
		Lowest	- 188	- 165	- 108	- 32	28	76	196	115	26	- 54	- 138	- 206	- 206		
		Date	23	2	8	2	7	11	1	30	29	31	21	13	12/13		
(0.1mm)	Precip.	00~24h Total	95	55	35	325	130	230	4285	2950	225	160	370	100	8960		
		Highest. 1	Daily	35	30	20	135	75	90	990	810	110	110	130	60	990	
			Date	26	17	31	5	13	7	22	15	11	11	3	24	07/22	
			Hourly	40	25	10	40	55	55	490	295	85	35	120	20	490	
(0.1%)	Wind	Date	27	17	31	6	13	25	22	24	19	11	3	24	07/22		
		Mean Speed	9	10	10	15	12	11	9	9	8	8	10	8	10		
		Highest Gust Speed	98	93	111	113	122	83	105	90	84	93	105	88	122		
		* Dir.	W	W	WSW	SW	SW	W	W	SSW	WSW	ENE	SSW	WNW	SW		
(0.1%)	Wind Directions Only	Date	12	20	6	14	6	4	8	24	29	22	10	5	05/06		
		Hourly Occurrence Maximum Speed	25	10	19	30	15	24	27	17	20	20	22	13	30		
		NNE	18	21	26	33	21	27	26	23	16	22	13	12	33		
		NE	23	15	34	27	12	20	30	15	16	28	17	12	34		
		ENE	13	19	24	53	17	37	14	22	31	40	11	16	53		
		E	16	16	19	30	16	26	26	23	35	37	13	11	37		
		ESE	15	25	26	35	24	18	24	16	19	18	15	18	35		
		SE	28	25	31	30	38	19	22	25	21	20	27	30	38		
		SSE	21	26	39	38	28	26	23	19	28	17	24	21	39		
		S	37	31	36	57	58	49	31	38	31	23	54	29	58		
		SSW	35	53	55	59	64	47	33	41	42	34	43	30	64		
		SW	42	50	52	55	61	39	32	29	30	29	43	44	61		
		WSW	60	57	53	50	52	38	20	28	40	49	57	42	60		
		W	38	34	39	52	25	24	17	20	17	30	42	25	52		
		WNW	31	23	30	35	25	31	24	20	22	28	21	26	35		
		NW	32	29	32	27	36	27	22	27	24	28	32	19	36		
		NNW	25	15	28	37	9	21	19	22	29	19	20	23	37		
		N	473	479	441	306	352	327	351	329	419	468	406	481	402		
		(0.1%)	Hourly Occurrence Percentage	CALM	9	12	11	15	19	35	30	50	28	27	26	8	22
				NNE	7	13	12	28	15	28	34	58	21	27	14	17	23
NE	8			16	13	18	15	18	23	47	14	27	18	23	20		
ENE	22			21	28	42	19	25	27	44	43	27	31	22	29		
E	19			22	12	17	15	29	26	58	32	28	38	32	27		
ESE	22			22	20	17	16	22	26	9	42	22	18	26	22		
SE	24			18	44	39	32	19	35	19	25	19	22	24	27		
SSE	31			18	30	40	44	33	60	24	31	19	29	22	32		
S	43			31	43	88	98	75	73	43	65	50	38	24	56		
SSW	39			63	82	135	144	111	132	47	64	42	46	34	78		
SW	69			63	83	97	93	96	62	34	50	50	50	62	67		
WSW	128			134	98	56	65	54	27	28	39	51	142	137	79		
W	38			27	24	28	15	8	16	16	24	28	45	26	24		
WNW	23			24	19	29	22	39	13	39	35	27	25	23	26		
NW	35	30	27	24	27	57	34	87	46	58	35	22	40				
NNW	12	7	12	24	11	22	34	67	24	31	18	19	24				

Element		1	2	3	4	5	6	7	8	9	10	11	12			
Number of Days With Classified	Daily Max. Temp.	0.0	9	2									1	15	27	
		0.1 ~ 10.0	19	24	7								17	16	83	
		10.1 ~ 20.0	3	2	24	11	3	1					12	12	68	
		20.1 ~ 30.0				19	28	19	16	19	30	19				150
		30.1						10	15	12						37
	Daily Mean Temp.	- 5.0	17	7									3	16	43	
		- 4.9 ~ 0.0	7	18	4								9	11	49	
		0.1 ~ 10.0	7	3	27	7						9	13	4	70	
		10.1 ~ 20.0				23	29	11		5	20	21	5		114	
		20.1					2	19	31	26	10	1			89	
	Daily Min. Temp.	- 15.0	8	1										9	18	
		- 14.9 ~ - 5.0	19	25	14							2	16	19	95	
		- 4.9 ~ 0.0	4	2	16	5							9	3	39	
		0.1 ~ 10.0			1	25	19	3			9	22	4		83	
		10.1					12	27	31	31	21	7	1		130	
	Daily Precip.	0.1mm	3	4	3	5	2	5	15	14	5	2	7	4	69	
		10.0mm				1				10	6	1	1	2	21	
		30.0mm							6	4					10	
		80.0mm							2	1					3	
		100.0mm														
	Hourly Max. Precip.	1.0mm	3	2	2	4	2	5	12	11	2	2	4	2	51	
6.0mm								8	6	1		1		16		
10.0mm								7	4			1		12		
20.0mm								3	1					4		
30.0mm								2						2		
Daily Max. Wind Speed	0.5 ~ 3.3%	6	3	1		1	1	4	3	5	3	4	6	37		
	3.4 ~ 7.9%	17	18	25	19	24	25	26	27	23	27	21	20	272		
	8.0 ~ 13.8%	8	7	5	11	6	4	1	1	2	1	5	5	56		
	13.9%															
10 - Day Summary	Mean Temp. (0.1 )	1st	4	- 46	4	106	162	189	252	269	204	167	85	- 38		
		2nd	- 67	- 29	44	118	163	209	261	237	184	110	- 11	- 100		
		3rd	- 72	- 10	52	125	184	236	255	210	171	92	- 18	- 32		
	Mean Max. Temp. (0.1 )	1st	81	23	81	187	248	260	295	327	272	237	165	29		
		2nd	11	49	145	197	238	290	311	280	264	196	61	- 28		
		3rd	6	68	135	218	263	306	292	270	258	195	54	26		
	Mean Min. Temp. (0.1 )	1st	- 59	- 112	- 66	31	78	119	218	223	151	112	9	- 107		
		2nd	- 134	- 110	- 47	45	89	131	225	202	114	40	- 75	- 174		
		3rd	- 145	- 85	- 21	26	110	183	226	167	97	13	- 85	- 90		
	Mean Wind Speed (0.1%)	1st	8	9	12	12	13	13	10	8	6	7	10	8		
		2nd	10	11	10	17	13	10	9	10	10	7	10	8		
		3rd	9	10	10	16	11	10	7	9	9	8	9	8		
Total Precip. (0.1mm)	1st		10		210		155	2365	70	20	50	200	35			
	2nd		45		115	75	10	330	2085	195	110	35				
	3rd	95		35		55	65	1590	795	10		135	65			

Element		1	2	3	4	5	6	7	8	9	10	11	12					
(0.1 )	Air Temp.	Mean	-29	-12	44	114	169	212	255	243	199	140	44					
		Mean Max.	30	44	111	177	231	266	293	290	263	208	102					
		Mean Min.	-89	-72	-19	56	114	166	228	207	139	75	-19					
		Highest	104	103	167	230	272	301	339	346	291	275	185	107	346			
		Date	6	16	19	30	30	21	25	5	26	2	2	3	08/05			
		Lowest	-176	-137	-77	-13	53	110	203	132	56	-21	-94	-124	-176			
		Date	24	2	8	2	6	11	6	31	29	31	19	27	01/24			
(0.1mm)	Precip.	00~24h Total	105	155	85	705	165	495	3365	2445	265	170	160	185	8300			
		Highest. 1	Daily	40	80	50	420	80	195	805	815	245	65	75	70	815		
			Date	29	19	1	5	13	7	23	20	11	11	10	10	08/20		
			Hourly	20	30	30	90	80	160	755	245	75	40	70	40	755		
	Date	27	19	27	18	13	26	23	24	11	10	10	10	07/23				
(0.1%)	Wind	Mean Speed	24	30	29	30	29	28	19	23	20	22	27					
		Highest Gust Speed	134	126	135	178	149	113	155	155	119	131	124	103	178			
		Dir.	W	SW	NW	SSW	SSW	NNW	SSW	SSE	WNW	NNW	N	NW	SSW			
		Date	26	19	6	14	13	1	7	21	28	29	10	4	04/14			
(0.1%)	Wind Directions Only	Hourly Occurrence Maximum Speed	NNE	21	18	14	70	14	14	19	14	40	32	11	49	70		
			NE	26	28	23	37	25	18	30	35	39	39	36	28	39		
			ENE	14	20	35	44	38	23	28	37	43	76	38	11	76		
			E	40	45	49	54	31	39	30	57	49	61	37	28	61		
			ESE	43	40	32	57	42	58	51	74	50	52	40	26	74		
			SE	44	33	47	50	44	46	46	50	31	57	43	49	57		
			SSE	45	48	49	56	51	45	40	50	32	48	52	40	56		
			S	58	76	38	71	92	60	59	57	54	31	65	45	92		
			SSW	68	76	45	78	71	34	73	69	59	39	67	41	78		
			SW	10	50	37	64	34	25	62	57	51	31	63	38	64		
			WSW	69	44	43	54	78	33	59	74	27	36	54	29	78		
			W	69	49	64	61	79	58	48	74	53	40	71	37	79		
			WNW	62	55	62	78	76	59	53	69	72	77	75	54	78		
			NW	89	82	74	62	73	64	52	49	47	86	79	58	89		
			NNW	84	79	87	66	70	69	57	58	58	83	78	61	87		
			N	64	72	71	52	57	21	49	26	48	79	61	45	79		
			(0.1%)	Hourly Occurrence Percentage	CALM	103	70	66	58	70	81	167	138	139	137	85	129	103
					NNE	9	6	5	14	7	7	8	5	11	17	3	83	12
					NE	7	7	5	11	8	11	19	5	17	27	7	73	14
					ENE	8	6	15	14	13	11	19	8	26	34	13	16	15
E	43	18			34	49	24	31	39	93	47	44	43	75	44			
ESE	71	63			50	49	56	61	63	155	89	74	75	78	74			
SE	90	70			66	72	62	58	73	106	88	87	90	59	78			
SSE	109	58			67	61	69	42	87	82	111	93	92	40	78			
S	48	45			28	24	36	28	52	44	49	34	36	35	38			
SSW	16	31			16	38	23	19	67	13	26	11	13	8	24			
SW	4	9			3	36	12	10	50	7	25	3	13	27	16			
WSW	11	10			12	32	23	18	41	34	10	15	25	13	21			
W	31	39			34	31	46	35	48	23	53	43	54	22	39			
WNW	91	129	194	193	238	238	88	82	121	141	88	24	140					
NW	168	228	252	208	202	267	103	137	129	142	143	78	175					
NNW	159	189	140	97	90	75	48	63	49	73	182	151	107					
N	31	22	13	14	22	10	29	4	11	26	40	89	23					



Element		1	2	3	4	5	6	7	8	9	10	11	12			
Number of Days With Classified	Daily Max. Temp.	0.0	9	2										3	14	
		0.1 ~ 10.0	21	24	8								15	11	79	
		10.1 ~ 20.0	1	2	23	23	3					12	15	1	80	
		20.1 ~ 30.0				7	28	29	18	18	30	19				149
		30.1						1	12	13						26
	Daily Mean Temp.	- 5.0	12	1										1	14	
		- 4.9 ~ 0.0	10	19	2								9	9	49	
		0.1 ~ 10.0	9	8	29	8						3	15	5	77	
		10.1 ~ 20.0				22	31	10		4	13	26	6		112	
		20.1						20	30	27	17	2			96	
	Daily Min. Temp.	- 15.0	5												5	
		- 14.9 ~ - 5.0	17	24	3								11	9	64	
		- 4.9 ~ 0.0	8	4	20	2						1	11	5	51	
		0.1 ~ 10.0	1		8	27	9				3	21	7	1	77	
		10.1				1	22	30	30	31	27	9	1		151	
	Daily Precip.	0.1mm	5	4	3	7	4	4	15	12	4	4	7	3	72	
		10.0mm				2		3	10	6	1				22	
		30.0mm				1			5	2					8	
		80.0mm							1	1					2	
		100.0mm														
Hourly Max. Precip.	1.0mm	5	4	2	5	4	4	13	12	1	3	5	3	61		
	6.0mm				2	1	1	8	7	1		1		21		
	10.0mm						1	6	3					10		
	20.0mm							2	2					4		
	30.0mm							2						2		
Daily Max. Wind Speed	0.5 ~ 3.3%															
	3.4 ~ 7.9%	20	14	19	13	19	22	22	26	23	27	14	8	227		
	8.0 ~ 13.8%	11	14	12	15	11	8	6	3	7	4	16	7	114		
	13.9%				2	1		2	2					7		
10 - Day Summary	Mean Temp.	1st	20	- 25	15	98	157	195	249	272	209	176	107	- 11		
		2nd	- 45	- 10	53	119	164	208	255	240	198	128	18			
		3rd	- 60	1	61	127	185	231	260	221	189	118	7			
	Mean Max. Temp.	1st	74	18	77	161	225	247	283	323	268	235	162	43		
		2nd	13	57	129	174	219	266	297	276	263	198	76			
		3rd	5	59	124	195	248	284	298	273	257	192	70			
	Mean Min. Temp.	1st	- 34	- 71	- 40	41	96	144	221	235	158	122	42	- 64		
		2nd	- 102	- 82	- 15	70	115	159	225	215	138	59	- 46			
		3rd	- 128	- 61	- 5	56	130	194	236	174	122	46	- 53			
	Mean Wind Speed	1st	22	31	31	28	29	32	26	17	16	21	27	20		
		2nd	26	33	28	32	32	27	16	26	24	19	28			
		3rd	24	26	27	31	28	25	16	25	21	24	26			
Total Precip.	1st		10	55	440	70	325	1765	20	15	105	95	185			
	2nd	30	105		265	80		500	1805	245	65					
	3rd	75	40	30		15	170	1100	620	5		65				

Element		1	2	3	4	5	6	7	8	9	10	11	12				
(0.1 )	Air Temp.	Mean				156	203	252	255	220	153	63	- 10				
		Mean Max.				195	240	274	284	259	196	101	30				
		Mean Min.				121	171	235	227	179	113	22	- 51				
		Highest				174	238	283	322	335	277	254	182	99	335		
		Date				26	24	26	25	5	12	2	1	3	08/05		
		Lowest				63	79	126	212	166	97	36	- 48	- 105	- 105		
		Date				21	6	5	6	30	29	31	19	14	12/14		
(0.1mm)	Precip.	00~24h Total				70	240	1795	2830	150	165	130	275	5655			
		Highest. 1 Daily				30	150	345	1360	110	85	45	95	1360			
		Date				13	6	9	20	11	11	10	24	08/20			
		Hourly				30	40	175	265	40	35	35	35	265			
(0.1%)	Wind	Mean Speed				21	21	19	19	18	24	27	25				
		Highest Gust Speed				136	154	141	143	136	131	141	145	127	154		
		* Dir.				SSW	NNE	N	SW	W	E	NNE	N	NNE	NNE		
(0.1%)	Wind Directions Only	Date				24	25	11	7	24	28	30	17	5	05/25		
		Hourly Occurrence Maximum Speed				45	99	74	29	79	55	83	88	75	99		
		NNE				12	27	24	30	44	55	43	36	34	55		
		NE				5	16	14	14	38	31	30	31	26	38		
		ENE					5	16		9		11	12	7	16		
		E					8	11	5	11	9	9		13	13		
		ESE					6		5			7		10	10		
		SE															
		SSE					11		7	6		8	9	7	11		
		S				37	66	37	51	78	37	57	32	29	78		
		SSW				70	78	37	103	81	45	84	45	43	103		
		SW				65	86	45	83	74	62	34	66	53	86		
		WSW				41	49	45	38	43	37	41	50	37	50		
		W				31	36	26	25	28	34	21	39	16	39		
		WNW				29	29	36	23	23	20	25	43	9	43		
		NW				39	52	48	39	28	33	29	21	29	52		
		NNW				58	91	54	42	54	80	40	70	50	91		
		N				47	71	45	33	49	62	49	50	51	71		
		(0.1%)	Hourly Occurrence Percentage	CALM				86	144	94	112	181	167	81	61	178	126
				NNE				56	67	100	40	102	208	332	419	405	202
NE						4	24	35	28	85	124	165	71	82	73		
ENE						4	5	3	4	11	26	31	18	39	17		
E							1	3		4		3	3	4	2		
ESE							1	1	1	1	1	3		4	2		
SE							3		1			1		5	1		
SSE							3		1	3		1	1	3	1		
S						26	43	44	50	58	24	28	17	15	35		
SSW						71	83	88	200	133	52	57	56	43	88		
SW						141	118	115	223	86	50	55	90	63	102		
WSW						138	104	88	151	65	75	35	72	31	80		
W						45	42	31	38	19	38	15	51	5	30		
WNW						30	22	29	17	28	17	14	4	1	17		
NW						56	82	81	31	62	22	15	7	5	39		
NNW				178	141	183	48	79	79	61	65	30	90				
N				167	116	106	54	83	117	103	64	86	94				

Element		1	2	3	4	5	6	7	8	9	10	11	12		
Number of Days With Classified	Daily Max. Temp.	0.0												7	7
		0.1 ~ 10.0											14	24	38
		10.1 ~ 20.0				11	19	2				18	16		66
		20.1 ~ 30.0					12	28	29	24	30	13			136
		30.1							2	7					9
	Daily Mean Temp.	- 5.0												5	5
		- 4.9 ~ 0.0											2	13	15
		0.1 ~ 10.0										1	19	13	33
		10.1 ~ 20.0				11	31	17		1	3	30	9		102
		20.1						13	31	30	27				101
	Daily Min. Temp.	- 15.0												15	15
		- 14.9 ~ - 5.0											13	15	28
		- 4.9 ~ 0.0											13	1	38
		0.1 ~ 10.0				9	4				1	10	13	4	175
		10.1				2	27	30	31	31	29	21	4		101
	Daily Precip.	0.1mm					4	3	15	9	3	4	8	10	56
		10.0mm						1	8	4	1				14
		30.0mm							2	3					5
80.0mm									1					1	
100.0mm									1					1	
Hourly Max. Precip.	1.0mm					4	2	12	8	2	4	4	7	43	
	6.0mm							7	5					12	
	10.0mm							5	3					8	
	20.0mm								2					2	
	30.0mm														
Daily Max. Wind Speed	0.5 ~ 3.3%								2	1				3	
	3.4 ~ 7.9%				6	20	21	28	23	20	20	10	8	156	
	8.0 ~ 13.8%				5	9	8	2	6	9	9	19	23	90	
	13.9%					2	1	1			2	1		7	
10 - Day Summary	Mean Temp.	1st				145	186	241	276	227	181	119	13		
		2nd					149	197	250	255	225	144	44	- 40	
		3rd				124	173	226	265	238	207	136	28	- 2	
	Mean Max. Temp.	1st					191	227	264	306	261	217	152	54	
		2nd					184	228	269	276	268	188	81	2	
		3rd				155	210	266	288	271	248	184	71	35	
	Mean Min. Temp.	1st					107	154	224	249	190	148	79	- 37	
		2nd					117	163	234	237	185	103	3	- 77	
		3rd				91	137	196	246	200	163	90	- 17	- 41	
	Mean Wind Speed	1st					20	26	22	14	11	26	26	26	
		2nd					21	20	18	19	23	22	29	29	
		3rd				26	23	17	16	23	20	24	27	20	
Total Precip.	1st					20	235	1105	5	40	80	65	140		
	2nd					30		310	2100	110	85	15	25		
	3rd					20	5	380	725		50	110			

Element		1	2	3	4	5	6	7	8	9	10	11	12				
(0.1 )	Air Temp.	Mean	-27	-12	45	116	167	209	254	245	204	144	47	-29	114		
		Mean Max.	21	36	100	164	218	257	286	285	257	200	95	12	161		
		Mean Min.	-74	-62	-4	70	120	166	230	213	159	99	1	-71	71		
		Highest	84	97	174	207	252	297	325	336	278	267	181	77	336		
		Date	4	16	19	11	3	26	25	5	8	2	2	3	08/05		
		Lowest	-133	-115	-63	9	67	124	209	141	82	17	-68	-123	-133		
		Date	31	2	8	2	6	11	6	30	29	31	30	17	01/31		
(0.1mm)	Precip.	00~24h Total	90	130	75	615	390	365	1900	2705	240	135	190	260	7095		
		Highest. 1	Daily	50	60	40	355	230	155	615	1085	175	90	55	120	1085	
			Date	29	22	1	5	23	6	10	20	11	11	25	10	08/20	
			Hourly	20	25	25	90	190	45	400	240	70	40	40	95	400	
(0.1mm)	Date	27	22	27	18	23	6	23	15	11	11	22	10	07/23			
(0.1%)	Wind	Mean Speed	11	13	14	18	16	14	12	12	11	11	13	11	13		
		Highest Gust Speed	119	105	99	107	126	89	106	107	139	81	100	86	139		
		Dir.	WSW	W	WNW	NNE	SW	W	W	SW	NE	E	SW	NE	NE		
(0.1%)	Date	26	19	8	17	13	9	7	21	24	22	25	20	09/24			
Wind Directions Only	Hourly Occurrence Maximum Speed	NNE	41	43	44	38	39	25	6	31	30	42	57	43	57		
		NE	50	65	41	76	41	44	32	67	55	48	51	45	76		
		ENE	57	47	35	58	34	35	27	54	43	41	42	43	58		
		E	17	19	26	21	11	16	19	24	16	28	17	13	28		
		ESE	17	26	22	30	31	22	25	33	20	21	18	25	33		
		SE	15	28	16	24	34	22	18	22	14	15	28	23	34		
		SSE	29	24	12	23	20	29	26	15	16	16	25	24	29		
		S	22		14	12	16	21	18	8	16	9	17	18	22		
		SSW	8	28	8	29	18	15	31	35	17	13	22	22	35		
		SW	34	39	30	40	35	30	48	59	31	25	49	26	59		
		WSW	83	41	48	51	69	44	39	41	47	28	45	31	83		
		W	38	35	37	47	42	37	36	33	34	28	51	38	51		
		WNW	54	40	43	49	51	31	17	23	19	23	27	30	54		
		NW	28	30	29	25	24	18	22	10	12	18	25	26	30		
		NNW	19	24	27	19	12	12	9		19	6	21	22	27		
		N	23	27	25	27	21	13	25	19	18	17	22	22	27		
		(0.1%)	Hourly Occurrence Percentage	CALM	314	271	274	179	202	183	184	296	354	316	255	347	265
				NNE	109	76	54	14	43	31	3	38	35	109	131	97	61
				NE	80	100	69	47	46	56	23	58	89	116	90	103	73
				ENE	84	64	36	39	31	31	31	101	85	103	42	58	59
E	28			16	15	24	12	17	20	89	26	35	24	19	27		
ESE	42			27	20	35	19	46	55	105	71	62	31	42	46		
SE	16			9	17	31	20	21	28	43	19	50	39	26	27		
SSE	9			15	7	15	11	19	38	16	10	24	29	20	18		
S	4				3	10	7	13	27	1	7	4	8	8	8		
SSW	3			15	3	22	11	10	47	1	6	5	10	11	12		
SW	15			39	32	57	39	90	286	102	113	52	99	48	81		
WSW	65			138	238	372	394	292	215	97	111	63	80	43	176		
W	51			60	106	79	91	129	27	35	38	20	60	99	66		
WNW	102			101	75	53	58	43	8	9	13	11	42	26	45		
NW	30			22	15	10	7	11	3	3	4	9	24	9	12		
NNW	20			24	8	6	4	3	1		8	1	15	13	9		
N	28	24	28	8	7	7	4	7	13	19	21	31	16				

Element		1	2	3	4	5	6	7	8	9	10	11	12		
Number of Days With Classified	Daily Max. Temp.	0.0	10	3										13	26
		0.1 ~ 10.0	21	25	12								16	18	92
		10.1 ~ 20.0			19	28	7					14	14		82
		20.1 ~ 30.0				2	24	30	24	21	30	17			148
		30.1							7	10					17
	Daily Mean Temp.	- 5.0	11	1										10	22
		- 4.9 ~ 0.0	11	20	3								7	15	56
		0.1 ~ 10.0	9	7	28	6						2	15	6	73
		10.1 ~ 20.0				24	31	12		4	8	28	7		114
		20.1						18	31	27	22	1			99
	Daily Min. Temp.	- 15.0													
		- 14.9 ~ - 5.0	21	19	1								6	23	70
		- 4.9 ~ 0.0	9	9	15								11	7	51
		0.1 ~ 10.0	1		15	28	4				1	18	10	1	78
		10.1				2	27	30	31	31	29	13	3		166
	Daily Precip.	0.1mm	4	5	3	6	4	5	9	10	6	4	6	7	69
		10.0mm				2	2	2	6	4	1			1	18
		30.0mm				1			3	2					6
		80.0mm								2					2
		100.0mm								1					1
Hourly Max. Precip.	1.0mm	4	4	2	5	3	4	7	9	2	2	4	4	50	
	6.0mm				2	2		6	5	1			1	17	
	10.0mm					2		5	4					11	
	20.0mm							2	2					4	
	30.0mm							1						1	
Daily Max. Wind Speed	0.5 ~ 3.3%	4	1							2				7	
	3.4 ~ 7.9%	23	23	26	21	26	28	27	26	26	30	23	29	308	
	8.0 ~ 13.8%	4	4	5	9	5	2	4	5	1	1	7	2	49	
	13.9%									1				1	
10 - Day Summary	Mean Temp.	1st	16	- 27	17	100	159	192	247	272	215	177	114	- 10	
		2nd	- 43	- 8	55	119	161	205	254	243	205	133	25	- 61	
		3rd	- 53	2	62	129	180	230	261	222	194	125	10	- 18	
	Mean Max. Temp.	1st	62	11	68	146	217	242	277	314	262	226	155	34	
		2nd	4	51	117	166	204	252	288	278	261	191	70	- 20	
		3rd	0	48	115	179	233	278	293	265	248	186	61	20	
	Mean Min. Temp.	1st	- 29	- 69	- 31	55	105	142	224	239	177	137	64	- 55	
		2nd	- 87	- 64	0	78	119	162	228	219	155	86	- 21	- 104	
		3rd	- 104	- 51	16	78	134	193	238	184	146	77	- 39	- 57	
	Mean Wind Speed	1st	9	12	15	17	16	15	15	9	8	11	13	11	
		2nd	13	15	14	19	19	14	11	12	13	11	12	12	
		3rd	12	14	14	19	15	13	10	15	11	11	13	9	
Total Precip.	1st		10	40	375	50	345	1415		25	45	55	155		
	2nd	15	60		240	110		5	2185	175	90		5		
	3rd	75	60	35		230	20	480	520	40		135	100		

Element		1	2	3	4	5	6	7	8	9	10	11	12				
(0.1 )	Air Temp.	Mean	-39	-23	35	112	165	206	249	234	185	126	26	-47	102		
		Mean Max.	27	43	114	186	236	268	286	282	253	201	92	10	167		
		Mean Min.	-103	-92	-42	40	100	153	221	195	126	61	-41	-112	42		
		Highest	102	101	177	238	278	316	317	335	275	265	190	76	335		
		Date	8	28	19	30	3	23	25	5	26	2	1	3	08/05		
		Lowest	-181	-155	-93	-29	46	102	199	119	38	-43	-114	-190	-190		
		Date	24	2	8	3	6	4	6	29	29	30	19	13	12/13		
(0.1mm)	Precip.	00~24h Total	90	155	100	605	370	575	3735	2765	345	140	220	130	9230		
		Highest. 1	Daily	35	50	50	265	155	180	650	1000	205	85	85	115	1000	
			Date	29	19	1	5	23	25	23	20	11	11	25	24	08/20	
			Hourly	35	25	20	75	100	180	510	295	110	25	55	25	510	
(0.1%)	Wind	Date	27	17	31	6	13	25	23	24	19	11	25	24	07/23		
		Mean Speed	11	13	13	17	15	14	13	13	11	10	11	10	13		
		Highest Gust Speed	130	106	134	157	158	101	98	121	171	125	132	107	171		
		Dir.	S	NNW	NNW	S	SSW	SSW	NNW	S	N	NE	SSW	NNW	N		
(0.1%)	Wind Directions Only	Date	27	20	6	24	6	26	9	24	19	22	10	16	09/19		
		Hourly Occurrence Maximum Speed	38	35	39	43	40	45	25	34	44	68	35	28	68		
		NNE	26	28	30	25	27	25	26	35	38	61	27	26	61		
		NE	32	25	22	37	27	21	16	30	25	32	28	23	37		
		ENE	26	25	27	28	22	20	25	28	16	27	18	27	28		
		E	21	19	28	32	19	15	21	19	17	26	22	27	32		
		ESE	28	30	22	23	27	25	15	25	20	16	23	31	31		
		SE	29	30	37	42	30	32	28	34	22	22	28	31	42		
		SSE	51	48	48	64	84	49	61	44	38	29	46	40	84		
		S	46	48	50	68	82	56	50	64	50	36	52	30	82		
		SSW	29	36	44	49	53	37	30	29	37	41	40	26	53		
		SW	29	37	34	31	29	31	19	27	32	20	26	32	37		
		WSW	31	30	27	23	29	26	25	27	28	20	25	25	31		
		W	45	37	31	31	27	22	19	21	26	35	27	32	45		
		WNW	26	31	27	28	25	27	17	23	17	30	30	25	31		
		NW	30	58	45	55	40	29	29	32	40	40	38	31	58		
		NNW	40	45	60	61	41	38	38	44	60	49	35	32	61		
		(0.1%)	Hourly Occurrence Percentage	CALM	286	275	329	247	254	204	230	230	347	355	284	340	282
				NNE	87	55	56	63	50	78	36	138	81	89	90	69	74
				NE	42	43	26	35	36	46	26	62	60	60	42	34	42
ENE	35			24	30	11	23	31	13	38	49	46	36	31	30		
E	17			12	5	14	8	21	9	19	14	24	13	16	14		
ESE	12			19	16	15	8	3	8	8	10	5	11	23	12		
SE	26			15	12	11	12	17	11	8	8	8	8	19	13		
SSE	36			31	17	19	27	28	20	13	17	13	32	38	24		
S	60			80	50	67	79	54	108	42	28	12	61	52	58		
SSW	67			103	105	186	180	151	249	82	61	34	68	71	113		
SW	36			46	73	94	90	106	99	28	43	19	21	42	58		
WSW	39			37	36	47	36	40	39	16	21	12	31	31	32		
W	32			25	26	19	36	25	20	20	26	19	11	30	24		
WNW	28			39	31	21	32	28	16	20	43	30	38	23	29		
NW	28	40	28	22	24	29	13	31	28	48	43	30	30				
NNW	39	51	60	40	26	36	26	67	54	98	78	44	52				
N	128	104	99	88	78	104	77	177	111	128	134	109	111				

Element		1	2	3	4	5	6	7	8	9	10	11	12			
Number of Days With Classified	Daily Max. Temp.	0.0	9	2										14	25	
		0.1 ~ 10.0	21	25	9								16	17	88	
		10.1 ~ 20.0	1	1	22	23	4					16	14		81	
		20.1 ~ 30.0				7	27	29	22	19	30	15				149
		30.1						1	9	12						22
	Daily Mean Temp.	- 5.0	14	4									1	15	34	
		- 4.9 ~ 0.0	9	17	3								9	12	50	
		0.1 ~ 10.0	8	7	28	9						9	15	4	80	
		10.1 ~ 20.0				21	30	12		5	22	22	5		117	
		20.1					1	18	31	26	8				84	
	Daily Min. Temp.	- 15.0	6	1										8	15	
		- 14.9 ~ - 5.0	19	25	13								15	20	92	
		- 4.9 ~ 0.0	6	2	17	5						2	10	3	45	
		0.1 ~ 10.0			1	25	17				6	22	5		76	
		10.1					14	30	31	31	24	7			137	
	Daily Precip.	0.1mm	4	5	4	8	4	8	13	12	6	4	8	3	79	
		10.0mm				3	2	3	9	7	2			1	27	
		30.0mm							7	3					10	
		80.0mm								1					1	
		100.0mm								1					1	
	Hourly Max. Precip.	1.0mm	3	6	2	5	4	6	12	8	2	4	5	1	58	
		6.0mm				2	2	2	9	7	2				24	
		10.0mm					1	1	7	5	1				15	
		20.0mm							4	2					6	
30.0mm								1						1		
Daily Max. Wind Speed	0.5 ~ 3.3%	1					1	1		2			2	7		
	3.4 ~ 7.9%	23	15	18	12	18	22	23	28	21	24	20	22	246		
	8.0 ~ 13.8%	7	13	13	17	11	7	7	3	6	7	10	7	108		
	13.9%				1	2					1			4		
10 - Day Summary	Mean Temp.	1st	7	- 35	8	99	156	187	244	262	200	167	87	- 30		
		2nd	- 59	- 24	43	116	159	205	251	232	182	114	0	- 86		
		3rd	- 63	- 7	52	121	179	227	251	211	173	98	- 9	- 28		
	Mean Max. Temp.	1st	72	18	76	170	234	248	280	309	257	229	158	30		
		2nd	9	53	134	184	225	271	292	268	255	187	64	- 26		
		3rd	4	60	130	203	249	287	286	271	248	187	56	24		
	Mean Min. Temp.	1st	- 51	- 94	- 59	32	83	127	216	222	152	114	14	- 92		
		2nd	- 122	- 104	- 43	51	96	147	220	204	118	46	- 65	- 156		
		3rd	- 133	- 75	- 26	38	120	185	227	164	108	25	- 73	- 89		
	Mean Wind Speed	1st	10	13	15	14	16	17	16	9	7	10	11	10		
		2nd	11	13	11	19	16	13	13	15	14	9	12	10		
		3rd	12	13	13	18	13	12	12	13	11	11	11	9		
	Total Precip.	1st	5	20	60	335	110	305	2255	15	20	55	85	15		
		2nd		100		270	105	35	380	1805	315	85	15			
		3rd	85	35	40		155	235	1100	945	10		120	115		

Element		1	2	3	4	5	6	7	8	9	10	11	12					
(0.1 )	Air Temp.	Mean	-35	-16	44	124	179	217	261	243	193	129	31	-38	111			
		Mean Max.	34	52	123	203	258	290	303	291	267	206	97	14	178			
		Mean Min.	-94	-79	-29	51	104	151	228	204	131	66	-32	-96	50			
		Highest	115	119	191	281	308	342	344	348	295	274	184	78	348			
		Date	8	28	19	30	30	23	6	5	14	2	8	23	08/05			
		Lowest	-173	-138	-86	-16	47	93	194	131	45	-35	-104	-184	-184			
		Date	24	2	8	2	7	11	1	30	29	31	19	14	12/14			
(0.1mm)	Precip.	00~24h Total	95	110	135	620	180	560	4705	4825	245	300	180	250	12205			
		Highest. 1	Daily	35	55	95	255	100	175	1295	1240	230	120	75	125	1295		
			Date	29	17	31	5	13	27	10	20	11	11	3	24	07/10		
			Hourly	30	30	45	70	95	165	370	525	65	105	75	30	525		
	Date	27	17	31	18	13	27	3	18	11	11	3	24	08/18				
(0.1%)	Wind	Mean Speed	14	17	17	23	20	17	17	15	14	12	12	12	16			
		Highest Gust Speed	120	121	139	141	159	193	144	129	160	131	160	152	193			
		Dir.	ENE	NNW	WNW	N	W	S	WSW	ENE	NW	NE	NNW	NNW	S			
	Date	14	17	6	12	6	26	14	28	19	2	10	10	06/26				
(0.1%)	Wind Directions Only	Hourly Occurrence Maximum Speed	NNE	29	34	55	39	16	46	34	35	40	58	23	22	58		
			NE	30	33	39	41	18	33	30	45	39	52	34	40	52		
			ENE	31	36	40	42	26	32	33	40	43	34	25	13	43		
			E	39	27	34	42	22	30	22	35	53	40	34	15	53		
			ESE	21	15	23	28	15	35	22	29	34	37	25	17	37		
			SE	15	23	20	25	15	52	25	24	15	21	21	29	52		
			SSE	19	21	26	30	34	23	16	22	26	19	22	18	34		
			S	21	33	28	31	56	23	38	27	27	29	17	28	56		
			SSW	50	62	35	92	71	49	50	51	47	41	63	41	92		
			SW	66	50	70	79	70	70	60	87	69	44	74	44	87		
			WSW	53	61	64	66	90	52	54	50	61	40	67	46	90		
			W	46	53	61	50	58	49	36	31	42	50	69	60	69		
			WNW	40	39	71	43	52	36	25	24	53	30	55	55	71		
			NW	45	49	49	46	44	43	31	22	32	57	45	48	57		
			NNW	51	48	65	56	85	34	41	30	37	38	48	40	85		
			N	37	33	41	57	37	53	33	36	39	40	43	44	57		
			(0.1%)	Hourly Occurrence Percentage	CALM	262	221	216	160	187	170	168	133	269	263	376	337	230
					NNE	36	40	47	33	12	48	26	102	53	56	14	28	41
					NE	45	30	55	38	17	63	59	165	74	106	24	24	58
					ENE	58	36	54	36	30	38	40	118	69	89	40	21	53
					E	49	25	30	44	38	41	27	55	65	71	25	35	42
					ESE	26	16	20	26	19	31	11	29	28	38	28	10	24
					SE	11	16	23	7	7	20	8	18	4	19	14	21	14
					SSE	23	19	20	8	9	20	11	12	15	16	19	13	16
					S	19	31	34	33	31	38	31	24	24	15	26	35	28
					SSW	85	63	66	78	86	70	121	29	57	39	50	76	68
					SW	86	118	75	156	132	88	204	59	56	35	86	129	102
WSW	86	116			114	169	181	95	142	57	47	38	68	67	99			
W	55	85			70	68	78	77	55	35	42	34	69	65	61			
WNW	32	40			47	33	38	53	19	17	33	15	56	60	37			
NW	51	51	36	38	52	61	30	41	47	60	28	34	44					
NNW	49	57	71	42	58	54	35	48	74	59	49	31	52					
N	27	36	22	31	26	31	13	58	43	47	28	14	31					



Element		1	2	3	4	5	6	7	8	9	10	11	12			
Number of Days With Classified	Daily Max. Temp.	0.0	9	1										12	22	
		0.1 ~ 10.0	18	25	6								16	17	82	
		10.1 ~ 20.0	3	2	25	13	1	1				12	14		71	
		20.1 ~ 30.0				17	28	16	15	17	28	19				140
		30.1					2	12	16	12						42
	Daily Mean Temp.	-5.0	12	3										13	28	
		-4.9 ~ 0.0	10	17	2								11	12	52	
		0.1 ~ 10.0	8	8	29	4						8	14	4	75	
		10.1 ~ 20.0				26	25	7		5	15	22	5		105	
		20.1					6	22	31	24	13	1			97	
	Daily Min. Temp.	-15.0	3											3	6	
		-14.9 ~ -5.0	19	24	6								12	23	84	
		-4.9 ~ 0.0	8	4	21	3						2	11	2	51	
		0.1 ~ 10.0			4	27	17	2			4	21	6	1	82	
		10.1					14	27	31	29	24	8	1		134	
	Daily Precip.	0.1mm	5	5	3	8	4	9	17	15	3	5	7	7	88	
		10.0mm				2	1	3	9	8	1	2		1	27	
		30.0mm							4	5					9	
		80.0mm							3	2					5	
		100.0mm							1	2					3	
	Hourly Max. Precip.	1.0mm	3	3	2	7	4	5	15	13	1	4	6	5	68	
6.0mm					1	1	2	7	10	1	2	1		25		
10.0mm							2	7	7		1			17		
20.0mm								4	6					10		
30.0mm								2	2					4		
Daily Max. Wind Speed	0.5 ~ 3.3%	4										1	3	8		
	3.4 ~ 7.9%	18	15	12	6	15	14	22	23	17	22	18	13	195		
	8.0 ~ 13.8%	8	13	18	23	14	14	8	6	12	9	10	11	146		
	13.9%			1	1	2	1	1		1		1	2	10		
10 - Day Summary	Mean Temp. (0.1 )	1st	14	-33	15	112	170	197	256	274	208	172	93	-27		
		2nd	-55	-13	56	125	169	218	266	240	194	119	5	-74		
		3rd	-63	1	59	136	195	239	262	213	178	100	-4	-22		
	Mean Max. Temp. (0.1 )	1st	82	25	90	189	253	263	300	326	275	238	163	29		
		2nd	14	60	151	198	242	302	313	280	268	193	65	-16		
		3rd	6	74	129	223	276	307	298	266	257	191	62	24		
	Mean Min. Temp. (0.1 )	1st	-43	-85	-49	46	90	129	222	232	155	120	23	-84		
		2nd	-112	-87	-31	60	97	141	227	209	129	57	-56	-143		
		3rd	-127	-61	-10	48	124	186	233	169	110	26	-63	-73		
	Mean Wind Speed (0.1%)	1st	13	16	20	18	20	21	19	13	8	14	15	13		
		2nd	15	19	16	26	21	16	16	17	19	12	14	15		
		3rd	13	16	16	25	19	15	15	14	14	11	8	10		
Total Precip. (0.1mm)	1st			10	315	35	230	3560	220	10	180	150	100			
	2nd	10	100		305	100	120	390	3290	235	120		10			
	3rd	85	10	125		45	210	755	1315			30	140			

505 가

2017

Element		1	2	3	4	5	6	7	8	9	10	11	12					
(0.1 )	Air Temp.	Mean	- 43	- 22	37	119	172	210	255	236	182	124	24	- 51	104			
		Mean Max.	21	41	113	200	251	285	302	289	260	206	91	2	172			
		Mean Min.	- 104	- 84	- 34	43	91	139	222	196	121	62	- 38	- 105	42			
		Highest	114	112	181	278	298	342	345	356	290	276	179	76	356			
		Date	8	28	19	30	29	23	6	5	4	2	8	23	08/05			
		Lowest	- 188	- 138	- 94	- 21	36	70	180	121	37	- 44	- 109	- 195	- 195			
		Date	23	2	8	3	8	11	1	30	29	31	19	14	12/14			
(0.1mm)	Precip.	00~24h Total	125	135	145	730	160	875	5595	3500	570	280	215	240	12570			
		Highest. 1	Daily	65	60	105	260	90	205	1890	1160	300	145	85	125	1890		
			Date	27	17	31	5	13	25	10	20	19	11	10	24	07/10		
			Hourly	45	30	45	70	85	170	465	370	300	50	50	30	465		
		Date	27	17	31	14	13	25	10	24	19	11	10	24	07/10			
(0.1%)	Wind	Mean Speed	12	14	14	17	15	13	9	10	9	8	12	12	12			
		Highest Gust Speed	109	93	105	110	127	90	103	123	153	97	109	111	153			
		Dir.	W	NNE	SW	SSW	WSW	WSW	SW	SW	WNW	ENE	WSW	W	WNW			
		Date	12	20	9	14	6	9	10	24	19	22	23	11	09/19			
(0.1%)	Wind Directions Only	Hourly Occurrence Maximum Speed	NNE	21	31	41	34	19	29	13	18	34	22	34	30	41		
			NE	19	16	40	15	21	30	13	16	33	54	18	23	54		
			ENE	27	14	19	38	22	37	13	30	38	41	21	9	41		
			E	14	20	21	32	21	26	27	28	37	27	20	15	37		
			ESE	18	24	21	43	22	23	22	29	42	22	18	16	43		
			SE	13	15	24	25	23	25	17	18	18	24	17	21	25		
			SSE	14	17	17	21	18	20	16	19	13	22	11	19	22		
			S	11	29	20	19	25	27	20	17	16	18	13	13	29		
			SSW	34	22	20	54	43	46	28	18	21	20	22	14	54		
			SW	30	44	42	62	72	35	36	58	46	25	50	27	72		
			WSW	52	53	58	60	65	45	33	32	46	48	57	55	65		
			W	60	51	56	63	67	58	31	39	40	36	49	56	67		
			WNW	39	51	44	31	38	35	25	27	24	34	46	29	51		
			NW	48	39	45	44	40	36	17	24	29	47	40	40	48		
			NNW	44	43	45	47	44	40	13	33	32	32	47	40	47		
			N	36	38	42	43	28	39	21	15	28	40	40	39	43		
			(0.1%)	Hourly Occurrence Percentage	CALM	319	257	289	172	223	216	313	263	378	390	271	313	284
					NNE	35	34	36	29	42	38	32	40	17	46	42	39	36
					NE	9	10	20	18	12	11	15	16	17	19	21	15	15
					ENE	13	9	11	10	22	17	22	38	28	19	14	8	17
E	23	16			19	40	46	45	42	38	47	32	32	9	32			
ESE	47	36			38	58	40	32	48	51	32	40	31	34	41			
SE	20	9			23	32	24	40	40	43	31	35	19	13	28			
SSE	13	16			15	15	8	35	39	35	25	26	14	11	21			
S	13	13			12	19	16	17	20	28	29	24	11	13	18			
SSW	30	30			27	64	44	56	56	54	46	35	28	23	41			
SW	44	51			58	93	82	89	116	105	68	69	50	54	73			
WSW	83	97			89	124	121	95	71	85	90	63	71	78	89			
W	102	113			113	111	121	120	60	69	58	46	117	101	94			
WNW	62	97	73	39	56	58	24	24	24	34	85	51	52					
NW	54	58	46	47	50	36	24	22	26	32	47	81	43					
NNW	74	73	69	63	39	42	23	34	36	28	69	85	53					
N	58	80	65	65	54	56	54	56	49	63	79	73	62					

505 가

2017

Element		1	2	3	4	5	6	7	8	9	10	11	12		
Number of Days With Classified	Daily Max. Temp.	0.0	11	3										14	28
		0.1 ~ 10.0	19	24	10								18	17	88
		10.1 ~ 20.0	1	1	21	16	2	1				13	12		67
		20.1 ~ 30.0				14	29	18	15	18	30	18			142
		30.1						11	16	13					40
	Daily Mean Temp.	- 5.0	15	4										16	35
		- 4.9 ~ 0.0	9	19	3								12	13	56
		0.1 ~ 10.0	7	5	28	6						9	13	2	70
		10.1 ~ 20.0				24	29	12		5	27	22	5		124
		20.1					2	18	31	26	3				80
	Daily Min. Temp.	- 15.0	8											7	15
		- 14.9 ~ - 5.0	17	25	9								15	20	86
		- 4.9 ~ 0.0	6	3	19	4						2	9	4	47
		0.1 ~ 10.0			3	26	20	4			8	22	6		89
		10.1					11	26	31	31	22	7			128
	Daily Precip.	0.1mm	5	5	4	9	4	10	19	15	4	6	7	8	96
		10.0mm			1	2		5	10	6	2	1		1	28
		30.0mm							5	4	1				10
		80.0mm							2	1					3
		100.0mm							1	1					2
	Hourly Max. Precip.	1.0mm	3	4	2	7	3	7	16	14	3	5	5	4	73
6.0mm					2	1	3	10	7	2				25	
10.0mm							2	6	5	1				14	
20.0mm								4	3	1				8	
30.0mm								2	1	1				4	
Daily Max. Wind Speed	0.5 ~ 3.3%	5	2	1				4	2	6	4	2	6	32	
	3.4 ~ 7.9%	17	19	24	14	23	26	24	28	22	25	20	17	259	
	8.0 ~ 13.8%	9	7	6	16	8	4	3	1	1	2	8	8	73	
	13.9%										1			1	
10 - Day Summary	Mean Temp. (0.1 )	1st	8	- 38	8	108	166	188	252	265	196	167	84	- 33	
		2nd	- 61	- 19	50	121	163	209	258	233	183	113	1	- 91	
		3rd	- 72	- 5	50	130	187	235	256	214	168	93	- 11	- 30	
	Mean Max. Temp. (0.1 )	1st	70	13	79	183	245	256	298	321	268	237	159	24	
		2nd	1	52	141	197	238	294	314	277	259	192	60	- 34	
		3rd	- 5	61	118	219	269	306	295	270	252	189	54	15	
	Mean Min. Temp. (0.1 )	1st	- 46	- 88	- 54	41	82	114	216	222	144	119	13	- 87	
		2nd	- 120	- 93	- 36	55	87	125	220	201	117	53	- 61	- 156	
		3rd	- 142	- 68	- 14	33	104	178	228	168	100	19	- 68	- 77	
	Mean Wind Speed (0.1%)	1st	10	14	18	14	16	16	10	8	6	7	11	12	
		2nd	15	16	12	18	15	13	9	10	13	8	15	13	
		3rd	12	13	11	18	14	12	7	11	8	10	11	11	
Total Precip. (0.1mm)	1st		5	10	375	40	315	4435	430	10	130	125	90		
	2nd	15	110		355	90	165	490	2055	545	150	5	15		
	3rd	110	20	135		30	395	670	1015	15		85	135		

Element		1	2	3	4	5	6	7	8	9	10	11	12					
(0.1 )	Air Temp.	Mean	-30	-13	46	125	179	220	262	250	202	140	40	-33	116			
		Mean Max.	28	45	118	191	243	276	299	292	263	208	99	15	173			
		Mean Min.	-86	-73	-19	63	118	166	232	213	144	82	-20	-83	61			
		Highest	107	114	176	244	288	321	336	347	297	272	194	97	347			
		Date	6	28	19	30	3	23	20	5	26	2	2	3	08/05			
		Lowest	-162	-130	-73	-8	72	108	207	139	60	-23	-94	-157	-162			
		Date	24	2	8	2	7	4	1	31	29	31	19	13	01/24			
(0.1mm)	Precip.	00~24h Total	100	85	80	695	160	255	4590	2750	310	165	135	355	9680			
		Highest. 1	Daily	35	30	50	330	80	120	1075	1020	265	80	50	130	1075		
			Date	29	19	1	5	9	7	23	15	11	10	10	24	07/23		
			Hourly	50	15	20	110	60	35	695	385	110	50	50	40	695		
(0.1%)	Wind	Mean Speed	15	18	17	20	18	17	13	15	14	12	15	14	16			
		Highest Gust Speed	116	101	119	123	134	97	107	116	97	116	98	98	134			
		Dir.	WSW	SW	W	WSW	S	S	W	WSW	W	NE	W	SW	S			
(0.1%)	Wind Directions Only	Date	27	10	27	14	13	26	2	24	28	22	14	11	05/13			
		Hourly Occurrence Maximum Speed	NNE	34	31	30	31	23	29	34	37	35	33	35	18	37		
			NE	31	26	30	45	27	40	22	32	34	56	21	16	56		
			ENE	24	17	37	44	19	37	30	45	51	62	21	22	62		
			E	16	16	17	46	21	28	22	37	46	33	17	25	46		
			ESE	21	13	19	30	17	15	35	30	27	30	19	29	35		
			SE	15	12	30	26	43	32	35	36	27	29	23	14	43		
			SSE	33	48	27	52	54	31	28	24	32	28	48	31	54		
			S	42	41	24	43	72	33	38	47	32	32	40	33	72		
			SSW	14	40	28	62	49	25	35	27	15	19	26	24	62		
			SW	39	42	53	63	70	51	37	45	38	21	58	26	70		
			WSW	64	61	74	79	95	63	59	69	67	54	62	51	95		
			W	56	49	51	57	50	43	35	32	49	55	54	51	57		
			WNW	27	28	34	23	25	24	19	15	22	31	22	26	34		
			NW	17	14	19	10	12	19	10	14	16	23	20	28	28		
			NNW	10	11	23	42	15	16	8	15	12	26	19	16	42		
			N	22	31	36	40	15	28	17	39	36	29	21	13	40		
			(0.1%)	Hourly Occurrence Percentage	CALM	247	176	222	142	208	200	286	223	268	306	199	203	224
					NNE	30	27	17	26	8	38	32	95	75	112	31	17	42
NE	42	33			30	42	35	40	24	97	57	69	39	38	45			
ENE	85	103			97	99	78	56	34	120	110	74	104	102	88			
E	67	70			62	57	73	50	32	59	58	43	57	75	59			
ESE	15	13			13	25	16	17	26	40	26	13	22	24	21			
SE	11	3			15	18	24	21	23	23	17	16	15	22	17			
SSE	20	10			11	32	27	22	28	24	11	15	22	28	21			
S	19	27			19	38	30	28	59	22	26	7	29	12	26			
SSW	15	21			17	78	38	18	71	9	7	15	19	23	28			
SW	22	37			63	110	94	65	105	60	38	16	39	26	56			
WSW	259	310			276	247	273	297	207	129	192	117	228	247	231			
W	120	140			124	60	74	99	46	48	51	67	144	130	92			
WNW	15	12			13	7	11	19	11	11	14	47	22	31	18			
NW	9	4			3	3	1	7	4	4	10	15	7	7	6			
NNW	4	1			7	7	3	6	4	8	7	27	11	4	7			
N	22	13			12	11	8	18	8	27	33	40	11	11	18			

Element		1	2	3	4	5	6	7	8	9	10	11	12		
Number of Days With Classified	Daily Max. Temp.	0.0	10	3										14	27
		0.1 ~ 10.0	20	23	6								15	17	81
		10.1 ~ 20.0	1	2	25	20	2	1				13	15		79
		20.1 ~ 30.0				10	29	24	12	17	30	18			140
		30.1						5	19	14					38
	Daily Mean Temp.	-5.0	11	1										12	24
		-4.9 ~ 0.0	11	18	2								9	13	53
		0.1 ~ 10.0	9	9	29	3						4	15	6	75
		10.1 ~ 20.0				27	27	5		3	11	24	6		103
		20.1					4	25	31	28	19	3			110
	Daily Min. Temp.	-15.0	4											1	5
		-14.9 ~ -5.0	18	24	2								11	23	78
		-4.9 ~ 0.0	8	4	23	1						2	11	5	54
		0.1 ~ 10.0	1		6	25	9				1	20	7	2	71
		10.1				4	22	30	31	31	29	9	1		157
	Daily Precip.	0.1mm	4	4	4	6	4	5	17	9	6	3	6	8	76
		10.0mm				2		2	8	7	1			1	21
		30.0mm				1			6	2					9
		80.0mm							2	2					4
		100.0mm							1	1					2
Hourly Max. Precip.	1.0mm	4	4	2	7	3	3	14	10	3	3	6	5	64	
	6.0mm				3	1		7	7	1				19	
	10.0mm				1			6	5	1				13	
	20.0mm							6	2					8	
	30.0mm							2	1					3	
Daily Max. Wind Speed	0.5 ~ 3.3%	2						3	1			2	4	12	
	3.4 ~ 7.9%	22	19	24	17	22	22	23	27	25	29	20	23	273	
	8.0 ~ 13.8%	7	9	7	13	9	8	5	3	5	2	8	4	80	
	13.9%														
10 - Day Summary	Mean Temp. (0.1 )	1st	19	-28	17	110	170	200	255	280	215	182	101	-16	
		2nd	-50	-11	56	128	172	218	263	247	200	128	15	-69	
		3rd	-56	2	64	137	194	241	266	225	191	112	4	-18	
	Mean Max. Temp. (0.1 )	1st	75	17	80	176	236	253	293	323	272	240	162	39	
		2nd	7	58	139	190	232	280	305	282	260	194	71	-20	
		3rd	4	64	134	207	260	296	300	274	258	191	65	24	
	Mean Min. Temp. (0.1 )	1st	-34	-74	-38	50	105	141	224	243	166	137	39	-66	
		2nd	-105	-82	-21	75	112	158	231	219	140	67	-43	-122	
		3rd	-116	-60	-1	66	134	199	241	181	127	47	-55	-63	
	Mean Wind Speed (0.1%)	1st	14	18	21	16	18	20	16	12	9	13	15	14	
		2nd	15	19	14	23	19	17	15	18	18	11	15	14	
		3rd	16	17	15	21	17	15	9	15	13	12	15	14	
Total Precip. (0.1mm)	1st		5	55	360	85	245	2580	20	10	105	100	155		
	2nd	10	60		335	60		760	2050	275	60		60		
	3rd	90	20	25		15	10	1250	680	25		35	140		

Element		1	2	3	4	5	6	7	8	9	10	11	12					
(0.1 )	Air Temp.	Mean	- 40	- 20	41	123	175	216	259	247	193	131	29	- 46	109			
		Mean Max.	31	50	124	208	256	289	303	298	266	212	99	14	179			
		Mean Min.	- 101	- 85	- 29	49	99	149	226	209	135	71	- 33	- 105	49			
		Highest	114	119	190	279	308	344	341	350	296	283	200	97	350			
		Date	8	28	19	30	3	23	20	3	26	2	1	23	08/03			
		Lowest	- 183	- 147	- 92	- 11	40	82	191	123	49	- 32	- 115	- 192	- 192			
		Date	23	2	8	2	7	11	1	30	29	31	19	13	12/13			
(0.1mm)	Precip.	00~24h Total	105	100	90	430	275	380	4960	3445	330	115	190	125	10545			
		Highest. 1	Daily	45	40	45	200	115	105	935	835	160	55	90	85	935		
			Date	27	17	31	5	13	25	8	24	11	11	25	24	07/08		
			Hourly	40	20	20	65	110	85	575	500	90	20	60	20	575		
	Date	27	17	31	14	13	25	8	24	19	10	25	24	07/08				
(0.1%)	Wind	Mean Speed	12	14	14	15	12	12	8	11	10	9	13	13	12			
		Highest Gust Speed	109	95	120	112	132	91	94	146	125	87	120	104	146			
		Dir.	SE	N	NNW	W	ESE	W	SE	WNW	SW	WNW	WNW	NW	WNW			
	Date	26	23	6	12	13	4	8	24	19	29	15	10	08/24				
(0.1%)	Wind Directions Only	Hourly Occurrence Maximum Speed	NNE	7	8	14	8	10	20	16	15	16	30	8	8	30		
			NE	7	8	14	17	11	19	11	13	13	27	5	9	27		
			ENE	13	8	23	20	11	6	19	16	15	22	10	6	23		
			E	10	20	20	28	31	27	19	17	27	27	19	23	31		
			ESE	36	39	32	43	36	31	36	33	36	41	45	38	45		
			SE	42	38	38	42	58	31	38	32	38	38	49	43	58		
			SSE	40	26	27	33	22	18	37	33	31	30	32	28	40		
			S	22	21	20	22	23	38	14	27	23	23	18	20	38		
			SSW	7	11	11	24	26	14	15	18	10	18	16	15	26		
			SW	32	27	23	39	38	28	36	25	29	19	40	12	40		
			WSW	24	28	40	52	45	35	22	44	33	25	35	25	52		
			W	33	38	39	46	43	33	25	23	32	25	38	37	46		
			WNW	52	42	43	45	40	28	19	22	26	32	44	40	52		
			NW	52	44	51	38	38	30	21	24	22	41	48	43	52		
			NNW	20	25	27	29	19	26	16	16	20	25	17	25	29		
			N	14	13	14	19	17	16	21	12	18	21	11	11	21		
			(0.1%)	Hourly Occurrence Percentage	CALM	281	252	191	156	244	205	382	259	313	347	206	214	254
					NNE	5	13	11	10	20	8	9	6	6	16	4	11	10
					NE	5	3	5	7	8	4	5	4	11	8	3	5	6
					ENE	5	7	5	11	7	4	8	7	11	7	13	8	8
E	17	21			23	29	20	29	11	11	13	15	24	20	19			
ESE	102	91			113	101	85	61	90	97	121	95	93	119	97			
SE	102	75			128	118	87	134	130	249	189	152	146	131	137			
SSE	36	27			28	51	28	47	51	93	49	52	57	49	47			
S	9	10			12	10	4	17	15	26	14	9	10	5	12			
SSW	3	4			7	8	8	7	7	14	3	11	7	5	7			
SW	4	9			8	13	20	7	11	15	11	14	14	4	11			
WSW	20	9			24	64	58	36	31	43	43	39	25	16	34			
W	69	63			82	97	120	105	52	32	56	41	60	49	69			
WNW	117	146	129	128	102	134	46	43	54	66	101	127	99					
NW	129	168	145	117	90	102	74	65	58	62	149	128	107					
NNW	67	55	54	57	59	63	56	22	31	37	64	74	53					
N	27	46	35	24	39	36	22	15	19	28	26	35	29					

Element		1	2	3	4	5	6	7	8	9	10	11	12		
Number of Days With Classified	Daily Max. Temp.	0.0	9	1										13	23
		0.1 ~ 10.0	20	25	9								16	18	88
		10.1 ~ 20.0	2	2	22	12	2	1				9	14		64
		20.1 ~ 30.0				18	28	17	16	15	30	21			145
		30.1					1	12	15	14					42
	Daily Mean Temp.	- 5.0	13	5									1	14	33
		- 4.9 ~ 0.0	10	14	2								9	13	48
		0.1 ~ 10.0	8	9	29	5						7	15	4	77
		10.1 ~ 20.0				25	29	9		3	19	22	5		112
		20.1					2	21	31	26	11	1			92
	Daily Min. Temp.	- 15.0	6											6	12
		- 14.9 ~ - 5.0	18	26	7								11	21	83
		- 4.9 ~ 0.0	7	2	20	3						2	12	4	50
		0.1 ~ 10.0			4	26	19	2			4	20	7		82
		10.1				1	12	28	31	29	26	8			135
	Daily Precip.	0.1mm	5	6	6	6	4	8	15	12	3	4	6	4	79
		10.0mm				2	2	1	10	6	2				23
		30.0mm							7	5					12
		80.0mm							1	1					2
		100.0mm													
Hourly Max. Precip.	1.0mm	3	3	3	4	4	6	14	11	2	4	4	2	60	
	6.0mm				1	2	1	10	7	1		1		23	
	10.0mm					1		9	6					16	
	20.0mm							4	3					7	
	30.0mm							4	1					5	
Daily Max. Wind Speed	0.5 ~ 3.3%		1					2	1					4	
	3.4 ~ 7.9%	23	18	24	16	25	26	28	24	26	29	23	24	286	
	8.0 ~ 13.8%	8	9	7	14	6	4	1	3	4	1	7	7	71	
	13.9%								1					1	
10 - Day Summary	Mean Temp. (0.1 )	1st	10	- 37	12	114	168	193	253	275	208	174	94	- 27	
		2nd	- 60	- 19	53	123	166	216	264	240	188	117	1	- 88	
		3rd	- 67	- 1	57	133	188	238	259	223	181	103	- 7	- 24	
	Mean Max. Temp. (0.1 )	1st	79	24	89	193	255	264	297	330	273	241	170	36	
		2nd	15	58	148	204	242	298	314	284	266	197	68	- 26	
		3rd	3	72	133	227	269	306	298	278	259	198	58	29	
	Mean Min. Temp. (0.1 )	1st	- 44	- 92	- 50	48	88	122	220	234	163	127	24	- 86	
		2nd	- 122	- 92	- 30	56	92	139	227	209	125	57	- 59	- 155	
		3rd	- 133	- 68	- 8	44	116	187	232	181	118	32	- 64	- 77	
	Mean Wind Speed (0.1%)	1st	11	13	16	14	13	13	11	11	9	11	13	14	
		2nd	14	15	13	16	12	12	7	13	11	8	14	14	
		3rd	13	13	13	16	11	10	7	10	12	10	13	12	
Total Precip. (0.1mm)	1st	10	20	15	250	60	205	3395	40	15	60	70	30		
	2nd		70		180	115	10	715	2015	315	55	25			
	3rd	95	10	75		100	165	850	1390			95	95		

Element		1	2	3	4	5	6	7	8	9	10	11	12					
(0.1 )	Air Temp.	Mean	- 10	- 2	47	106	155	192	239	244	208	150	60	- 12	115			
		Mean Max.	25	32	87	148	197	229	270	271	244	187	98	23	151			
		Mean Min.	- 37	- 28	23	79	126	170	221	221	180	121	28	- 44	88			
		Highest	97	98	135	199	239	268	312	329	275	241	186	94	329			
		Date	6	28	19	10	3	26	26	4	26	2	1	3	08/04			
		Lowest	- 101	- 75	- 33	47	98	134	199	164	141	40	- 48	- 101	- 101			
		Date	23	10	7	1	7	6	2	28	29	30	30	12	12/12			
(0.1mm)	Precip.	00~24h Total	125	105	40	465	115	250	3700	2385	255		160	380	7980			
		Highest. 1	Daily	55	55	35	355	50	165	955	855	230		80	185	955		
			Date	20	22	1	5	9	6	10	20	11		25	24	07/10		
			Hourly	25	15	15	60	45	60	550	305	70		40	50	550		
(0.1%)	Wind	Mean Speed	40	45	39	40	38	33	32	30	29	28	40	40	36			
		Highest Gust Speed	246	177	161	195	227	145	243	226	182	197	209	207	246			
		Dir.	WSW	WSW	SSW	WNW	SSW	NW	SSW	SSW	NW	NNW	WNW	W	WSW			
		Date	27	10	8	11	13	1	2	24	28	29	25	10	01/27			
(0.1%)	Wind Directions Only	Hourly Occurrence Maximum Speed	NNE	42	43	19	33	16	44	25	37	52	42	57	80	80		
			NE	47	49	37	52	31	73	51	66	48	52	69	71	73		
			ENE	44	48	39	61	27	54	38	71	53	65	72	70	72		
			E	54	48	50	75	47	44	50	78	66	76	76	73	78		
			ESE	59	59	54	70	63	53	67	71	68	91	92	81	92		
			SE	53	63	45	59	62	66	56	67	53	100	83	77	100		
			SSE	65	82	54	66	76	79	68	78	51	99	86	92	99		
			S	103	76	99	98	72	63	78	106	80	31	99	80	106		
			SSW	146	118	100	99	112	65	97	143	84	99	100	96	146		
			SW	124	92	100	94	118	78	111	83	57	116	77	77	124		
			WSW	119	98	92	91	118	88	85	74	84	115	92	103	119		
			W	111	112	101	128	117	82	50	67	104	97	120	104	128		
			WNW	130	101	87	127	106	98	44	84	73	108	107	113	130		
			NW	100	84	100	104	111	103	45	58	128	104	134	125	134		
			NNW	17	11	52	29	34	23	32	30	45	47	76	80	80		
			N	14	9	16	23	8	36	10	9	35	55	73	66	73		
			(0.1%)	Hourly Occurrence Percentage	CALM	42	25	16	14	19	21	34	30	44	50	25	32	29
					NNE	28	16	11	11	7	32	11	35	33	44	29	51	26
					NE	89	34	28	22	7	29	15	134	58	71	42	75	51
					ENE	50	21	30	18	31	43	39	131	89	108	88	78	61
					E	34	31	26	42	19	29	28	86	100	153	78	42	56
					ESE	27	16	24	42	24	56	60	65	109	148	75	60	59
					SE	13	45	34	39	28	83	56	27	31	63	63	47	44
					SSE	28	60	52	79	83	107	108	42	30	52	61	89	66
					S	13	49	48	146	137	89	242	72	20	22	35	36	76
					SSW	28	36	78	93	79	107	147	41	35	22	50	50	64
					SW	48	58	105	104	63	106	67	61	66	12	31	46	64
WSW	94	128			140	125	137	72	62	84	79	16	57	38	86			
W	134	155			155	106	155	96	40	65	89	23	74	31	93			
WNW	202	232			110	68	103	69	34	89	69	32	57	56	93			
NW	133	71	108	63	75	46	30	19	103	106	161	138	88					
NNW	24	16	28	17	24	4	20	11	27	42	44	89	29					
N	12	6	8	13	8	11	8	9	17	36	32	42	17					



Element		1	2	3	4	5	6	7	8	9	10	11	12		
Number of Days With Classified	Daily Max. Temp.	0.0	10	5									1	11	27
		0.1 ~ 10.0	21	23	24	2							14	20	104
		10.1 ~ 20.0			7	28	17	2				20	15		89
		20.1 ~ 30.0					14	28	29	26	30	11			138
		30.1							2	5					7
	Daily Mean Temp.	- 5.0	5	1										7	13
		- 4.9 ~ 0.0	14	14	2								4	10	44
		0.1 ~ 10.0	12	13	29	12						1	19	14	100
		10.1 ~ 20.0				18	31	21		1	6	30	7		114
		20.1						9	31	29	23				92
	Daily Min. Temp.	- 15.0													
		- 14.9 ~ - 5.0	16	7										14	37
		- 4.9 ~ 0.0	7	16	5								11	14	53
		0.1 ~ 10.0	8	5	26	27	2					5	15	3	91
		10.1				3	29	30	31	31	30	26	4		184
	Daily Precip.	0.1mm	5	4	2	4	5	4	18	13	3		4	10	72
		10.0mm				1		1	7	6	1			2	18
		30.0mm				1			4	2					7
		80.0mm							1	1					2
		100.0mm													
Hourly Max. Precip.	1.0mm	4	4	1	4	4	3	14	11	2		5	8	60	
	6.0mm				1		1	8	5	1				16	
	10.0mm							6	3					9	
	20.0mm							4	2					6	
	30.0mm							3	1					4	
Daily Max. Wind Speed	0.5 ~ 3.3%														
	3.4 ~ 7.9%	12	3	9	4	5	13	11	14	15	11	6	5	108	
	8.0 ~ 13.8%	6	14	15	18	20	16	15	13	12	16	12	11	168	
	13.9%	13	11	7	8	6	1	5	4	3	4	12	15	89	
10 - Day Summary	Mean Temp.	1st	37	- 15	23	93	147	175	229	266	218	177	115	7	
		2nd	- 27	1	58	108	147	190	239	236	207	142	38	- 45	
		3rd	- 37	10	60	118	168	210	249	228	199	133	27	2	
	Mean Max. Temp.	1st	66	10	62	131	193	209	256	299	247	212	153	47	
		2nd	8	43	103	151	185	232	275	263	247	179	74	- 10	
		3rd	3	47	95	161	210	247	279	253	237	173	68	32	
	Mean Min. Temp.	1st	10	- 35	- 3	67	111	151	212	244	193	153	84	- 31	
		2nd	- 53	- 29	30	80	125	169	219	218	177	113	8	- 77	
		3rd	- 66	- 16	40	91	141	189	231	203	170	99	- 8	- 26	
	Mean Wind Speed	1st	35	47	50	35	36	43	38	24	23	26	43	41	
		2nd	38	49	34	43	43	31	28	29	34	27	39	41	
		3rd	45	39	33	42	35	27	29	37	31	32	37	37	
Total Precip.	1st		15	35	355	70	240	1795	10	15		25	160		
	2nd	55	35		110	20		935	1945	230			30		
	3rd	70	55	5		25	10	970	430	10		135	190		

		Element	1	2	3	4	5	6	7	8	9	10	11	12			
(0.1 )	Air Temp.	Mean	-24	-9	51	126	176	224	254	243	199	141	45	-26	117		
		Mean Max.	27	43	114	189	242	287	291	286	259	204	98	18	172		
		Mean Min.	-68	-56	1	73	120	171	226	211	151	94	-4	-67	71		
		Highest	109	109	178	268	295	349	342	354	292	271	189	78	354		
		Date	8	28	19	30	30	18	25	5	26	2	7	3	08/05		
		Lowest	-134	-115	-68	10	61	113	198	139	75	7	-86	-137	-137		
		Date	24	2	8	2	6	4	1	30	29	31	19	12	12/12		
(0.1mm)	Precip.	00~24h Total	130	140	75	590	215	735	4070	3350	225	455	410	365	10760		
		Highest. 1	Daily	55	60	55	395	85	440	1095	1070	195	295	285	205	1095	
			Date	29	22	1	5	23	26	10	20	11	11	25	24	07/10	
			Hourly	35	20	20	95	80	280	405	310	40	100	135	60	405	
(0.1%)	Wind	Date	27	17	1	5	13	26	10	15	11	11	25	24	07/10		
		Mean Speed	18	20	19	23	22	18	16	14	15	8	13	14	17		
(0.1%)	Wind	Highest Gust Speed	98	96	107	102	96	104	104	98	82	96	89	96	107		
		* Dir.	NW	N	NW	SSE	SW	SW	SSW	SSW	SW	NNE	SSW	NNW	NW		
Wind Directions Only	(0.1%)	Date	14	23	6	14	13	9	3	24	30	22	23	11	03/06		
		Hourly Occurrence Maximum Speed	43	41	39	35	30	37	20	37	31	46	42	44	46		
		NNE	19	18	16	16	21	17	10	17	16	14	10	13	21		
		NE	12	14	16	15	7	12	12	10	12	6	9		16		
		ENE	9	9		33	9	17	14	14	7		8		33		
		E	10	7		12	7	7		11		10			12		
		ESE	20	12	9	19		13	8	19		8	5	11	20		
		SE	25	18	25	37	37	33	20	26	37	29	16	24	37		
		SSE	34	44	46	56	38	39	42	46	43	30	40	28	56		
		S	51	50	49	63	65	48	49	48	54	31	50	42	65		
		SSW	47	53	47	60	49	48	39	33	60	27	55	62	62		
		SW	5	23	25	30	24	15	24	22	24			16	30		
		WSW	23	16	19	21	23	22	5	7	7		17	9	23		
		W	17	19	17	8	25	18	21	11	9	19	10	20	25		
		WNW	22	24	24	14	26	25	14	18	16	7	28	17	28		
		NW	43	43	40	32	40	34	24	27	30	21	30	34	43		
		NNW	45	48	41	45	39	32	28	31	36	41	38	37	48		
		N	68	41	40	49	40	58	120	155	140	405	293	298	143		
		(0.1%)	Hourly Occurrence Percentage	CALM	46	47	51	42	20	47	13	69	68	60	50	48	47
				NNE	11	8	9	15	5	10	5	24	8	4	1	5	9
NE	1			3	5	4	4	6	5	15	4	1	3		4		
ENE	3			3		4	3	3	5	11	4		1		3		
E	3			2		3	1	3		8		3			2		
ESE	3			3	1	7		1	5	13		1	1	3	3		
SE	11			11	15	39	17	32	8	38	11	11	3	4	17		
SSE	69			119	124	143	141	172	141	101	86	42	57	41	103		
S	386			371	437	431	538	423	474	347	443	303	327	223	392		
SSW	31			36	50	128	108	63	155	52	46	12	67	102	71		
SW	1			6	7	15	4	11	15	15	8			5	7		
WSW	9			2	3	3	5	10	4	4	3		1	3	4		
W	5			6	4	1	3	7	7	5	6	3	1	8	5		
WNW	28			23	24	6	11	22	5	11	14	4	10	7	14		
NW	135			99	89	33	30	58	17	47	57	52	60	94	64		
NNW	189			223	141	78	70	74	19	85	101	97	124	158	112		

Element		1	2	3	4	5	6	7	8	9	10	11	12				
Number of Days With Classified	Daily Max. Temp.	0.0	10	3										12	25		
		0.1 ~ 10.0	20	23	6									17	19	85	
		10.1 ~ 20.0	1	2	25	20	2	1					12	13		76	
		20.1 ~ 30.0				10	29	18	20	19	30	18					144
		30.1						11	11	12							34
	Daily Mean Temp.	- 5.0	12	3											9	24	
		- 4.9 ~ 0.0	9	13	3									7	13	45	
		0.1 ~ 10.0	10	12	28	3						4	18	9		84	
		10.1 ~ 20.0				27	28	8		4	14	25	5			111	
		20.1					3	22	31	27	16	1				100	
	Daily Min. Temp.	- 15.0															
		- 14.9 ~ - 5.0	20	14	1								4	22	61		
		- 4.9 ~ 0.0	8	14	15								14	7	58		
		0.1 ~ 10.0	3		15	24	5				1	19	11	2	80		
		10.1				6	26	30	31	31	29	11	1		165		
	Daily Precip.	0.1mm	4	5	4	7	5	8	21	15	3	3	5	7	87		
		10.0mm				1		3	10	7	1	2	1	1	26		
		30.0mm				1		1	5	3					10		
		80.0mm							1	1					2		
		100.0mm							1	1					2		
	Hourly Max. Precip.	1.0mm	3	4	1	5	4	7	19	12	3	3	5	5	71		
6.0mm					1	2	1	11	7		1	2	1	26			
10.0mm							1	8	6		1	1		17			
20.0mm							1	2	4					7			
30.0mm								1	2					3			
Daily Max. Wind Speed	0.5 ~ 3.3%		1							1	2	1		5			
	3.4 ~ 7.9%	25	22	25	17	26	27	28	30	27	27	24	24	302			
	8.0 ~ 13.8%	6	5	6	13	5	3	3	1	2	1	5	7	57			
	13.9%																
10 - Day Summary	Mean Temp. (0.1 )	1st	30	- 25	20	113	168	193	245	269	209	179	103	- 10			
		2nd	- 45	- 6	64	127	169	240	255	240	199	130	19	- 63			
		3rd	- 54	6	68	137	190	239	261	223	189	116	13	- 6			
	Mean Max. Temp. (0.1 )	1st	74	15	76	176	235	252	285	316	266	231	157	40			
		2nd	5	54	138	185	231	311	296	273	258	190	71	- 14			
		3rd	4	65	126	208	259	298	292	270	254	189	67	29			
	Mean Min. Temp. (0.1 )	1st	- 12	- 64	- 26	64	112	138	217	236	166	138	51	- 53			
		2nd	- 88	- 60	6	79	117	179	222	214	147	79	- 28	- 107			
		3rd	- 102	- 43	20	76	132	195	239	184	139	64	- 34	- 44			
	Mean Wind Speed (0.1%)	1st	17	17	22	18	21	22	18	13	13	8	12	13			
		2nd	18	23	18	24	24	18	16	10	17	7	13	13			
		3rd	19	20	19	27	22	14	15	18	15	10	14	15			
Total Precip. (0.1mm)	1st		5	70	435	45	250	2695	450	15	160	100	125				
	2nd	30	75		155	80		780	1955	210	295	15	20				
	3rd	100	60	5		90	485	595	945			295	220				

Element		1	2	3	4	5	6	7	8	9	10	11	12					
(0.1 )	Air Temp.	Mean	0	14	75	147	200	237	275	267	230	170	68	-6	140			
	Mean Max.	38	54	125	202	257	290	314	306	276	215	109	30	185				
	Mean Min.	-32	-22	39	107	157	196	247	237	194	133	33	-39	104				
	Highest	116	122	189	279	311	333	362	362	308	285	196	92	362				
	Date	8	28	19	30	3	23	20	5	3	2	7	10	08/05				
	Lowest	-98	-74	-26	59	119	149	223	176	139	48	-41	-106	-106				
	Date	23	10	8	2	7	6	3	30	29	30	19	12	12/12				
(0.1mm)	Precip.	00~24h Total	110	145	90	545	205	555	4905	3000	345	230	395	320	10845			
		Highest. 1	Daily	50	60	75	355	55	170	1420	1105	260	170	265	210	1420		
	Date	27	22	1	5	13	7	10	20	11	11	25	24	07/10				
	Hourly	40	25	25	75	55	95	520	450	75	50	130	45	520				
Date	27	17	1	5	13	6	3	15	11	11	25	24	07/03					
(0.1%)	Wind	Mean Speed	11	13	12	14	14	13	12	10	10	9	11	12	12			
		Highest Gust Speed	76	78	77	95	95	76	82	113	78	69	79	96	113			
		Dir.	SSE	SE	WSW	S	W	SW	SSW	SE	SSW	W	SSW	WNW	SE			
Date	26	20	9	14	13	9	7	24	19	29	10	11	08/24					
(0.1%)	Wind Directions Only	Hourly Occurrence Maximum Speed	NNE	16	17	15	16	16	15	12	16	18	25	18	16	25		
			NE	13	17	18	18	15	13	16	18	21	17	12	17	21		
			ENE	12	7	13	18	10	15	15	18	19	14	12	9	19		
			E	9	17	13	18	11	11	10	14	16	10	8	7	18		
			ESE	9	15	12	16	16	15	12	23	16	13	9	10	23		
			SE	20	22	21	19	19	23	26	16	20	16	15	17	26		
			SSE	20	30	33	31	27	23	31	24	26	22	22	20	33		
			S	34	28	34	39	45	39	33	46	31	23	36	22	46		
			SSW	19	28	37	48	41	41	36	40	32	26	34	22	48		
			SW	17	21	28	24	29	23	25	20	21	19	22	21	29		
			WSW	22	26	25	18	20	24	19	18	15	16	17	22	26		
			W	22	21	26	27	30	22	15	21	21	19	23	24	30		
			WNW	29	36	35	32	33	34	20	25	27	32	32	36	36		
			NW	30	33	28	30	28	26	19	22	25	29	35	30	35		
			NNW	19	21	21	24	20	22	15	21	19	19	18	19	24		
			N	15	17	19	26	19	17	14	18	17	25	17	18	26		
			(0.1%)	Hourly Occurrence Percentage	CALM	168	126	105	82	101	67	143	179	172	206	182	126	139
					NNE	45	31	35	17	16	29	31	86	61	54	31	27	39
					NE	53	33	20	18	13	21	20	71	61	55	31	51	37
					ENE	26	9	22	7	7	13	14	24	26	13	6	16	15
E	8	4			5	4	4	4	7	17	15	4	7	5	7			
ESE	3	6			7	14	5	10	8	20	11	8	13	7	9			
SE	11	22			22	26	20	27	31	32	28	23	14	26	24			
SSE	63	74			71	101	63	77	115	85	70	44	60	89	76			
S	37	73			109	225	245	166	246	124	96	52	89	58	127			
SSW	19	70			94	178	200	132	188	67	71	39	61	50	97			
SW	12	24			40	44	43	37	39	19	8	13	22	15	26			
WSW	18	21			19	14	23	23	7	11	11	3	7	11	14			
W	27	49			46	32	26	43	11	16	14	13	15	19	26			
WNW	246	274	211	90	89	134	45	71	93	153	218	230	154					
NW	170	125	125	65	82	140	42	73	115	187	178	181	123					
NNW	59	40	40	51	38	47	26	55	60	78	39	55	49					
N	34	18	30	31	26	29	28	50	86	54	29	35	37					

Element		1	2	3	4	5	6	7	8	9	10	11	12			
Number of Days With Classified	Daily Max. Temp.	0.0	6	2										9	17	
		0.1 ~ 10.0	21	23	4								14	22	84	
		10.1 ~ 20.0	4	3	27	13	1					8	16		72	
		20.1 ~ 30.0				17	28	18	11	14	26	23				137
		30.1					2	12	20	17	4					55
	Daily Mean Temp.	-5.0	3											6	9	
		-4.9 ~ 0.0	14	12	1								3	11	41	
		0.1 ~ 10.0	14	16	24	1						1	18	14	88	
		10.1 ~ 20.0			6	29	15	2			1	25	9		87	
		20.1					16	28	31	31	29	5			140	
	Daily Min. Temp.	-15.0														
		-14.9 ~ -5.0	14	6										15	35	
		-4.9 ~ 0.0	8	14	3								11	10	46	
		0.1 ~ 10.0	9	8	28	11						4	15	6	81	
		10.1				19	31	30	31	31	30	27	4		203	
	Daily Precip.	0.1mm	4	5	4	6	4	6	18	13	3	3	4	6	76	
		10.0mm				1		3	9	5	1	1	1	1	22	
		30.0mm				1			6	2					9	
		80.0mm							2	2					4	
		100.0mm							1	1					2	
	Hourly Max. Precip.	1.0mm	2	4	1	5	4	5	15	12	3	3	4	4	62	
6.0mm					1		4	8	6	2		1		22		
10.0mm								7	4			1		12		
20.0mm								6	3					9		
30.0mm								3	1					4		
Daily Max. Wind Speed	0.5 ~ 3.3%	3	1					2	1	1	3	4	1	16		
	3.4 ~ 7.9%	28	27	31	28	29	30	28	29	29	28	26	29	342		
	8.0 ~ 13.8%				2	2		1	1				1	7		
	13.9%															
10 - Day Summary	Mean Temp. (0.1 )	1st	50	-4	42	132	193	216	265	296	241	203	126	10		
		2nd	-20	17	91	148	192	239	278	258	228	161	45	-42		
		3rd	-27	32	92	161	215	256	283	248	221	149	34	13		
	Mean Max. Temp. (0.1 )	1st	86	28	89	187	253	263	304	335	285	246	169	54		
		2nd	19	65	148	198	245	299	322	292	276	204	80	-6		
		3rd	12	75	138	221	273	308	315	291	268	197	77	42		
	Mean Min. Temp. (0.1 )	1st	17	-32	7	91	149	174	237	264	209	168	88	-27		
		2nd	-51	-25	48	113	149	195	246	234	190	124	13	-74		
		3rd	-61	-8	60	117	171	218	257	215	182	108	-2	-17		
	Mean Wind Speed (0.1%)	1st	9	12	14	12	13	14	13	10	8	10	11	12		
		2nd	12	14	11	14	14	13	11	9	12	9	12	13		
		3rd	11	12	12	16	14	11	11	12	11	9	11	11		
Total Precip. (0.1mm)	1st		15	85	380	105	340	3445	365	20	60	85	80			
	2nd		70		165	55		725	2150	325	170	45				
	3rd	110	60	5		45	215	735	485			265	240			

Element		1	2	3	4	5	6	7	8	9	10	11	12				
(0.1 )	Air Temp.	Mean	- 19	- 3	54	125	176	215	258	249	208	148	51	- 19	120		
	Mean Max.	32	48	117	186	238	271	298	292	265	208	104	26	174			
	Mean Min.	- 70	- 54	- 1	69	119	167	229	215	158	97	- 1	- 68	72			
	Highest	107	114	178	246	281	310	349	343	295	275	191	101	349			
	Date	6	28	19	30	30	23	25	5	4	2	7	3	07/25			
	Lowest	- 137	- 106	- 63	- 101	65	121	207	141	82	5	- 80	- 139	- 139			
	Date	23	2	8	12	6	11	1	30	29	30	19	12	12/12			
(0.1mm)	Precip.	00~24h Total	130	125	90	535	160	365	4625	2410	315	225	335	365	9680		
		Highest. 1 Daily	45	45	75	360	60	170	1035	955	270	135	180	180	1035		
	Hourly	30	25	20	70	55	75	540	385	80	30	85	45	540			
	Date	27	17	1	14	13	6	23	15	11	11	25	10	07/23			
(0.1%)	Wind	Mean Speed	12	15	15	17	16	15	12	13	11	9	13	12	13		
		Highest Gust Speed	99	92	86	107	123	86	91	85	92	75	91	91	123		
		Dir.	SW	ESE	W	WNW	ESE	SW	WSW	WSW	W	W	S	WNW	ESE		
(0.1%)	Wind Directions Only	Date	27	19	9	27	13	9	3	24	28	29	25	11	05/13		
		Hourly Occurrence Maximum Speed	18	15	11	19	12	7	11	9	13	16	11	10	19		
		NNE	17	14	14	9	8	10	11	12	13	17	12	13	17		
		NE	22	21	19	29	16	23	20	27	21	25	15	12	29		
		ENE	35	17	20	33	18	39	25	45	38	32	14	14	45		
		E	28	25	21	41	26	26	40	35	29	31	30	30	41		
		ESE	25	36	26	29	37	32	27	37	19	24	46	32	46		
		SE	38	47	29	38	63	30	43	33	28	18	48	33	63		
		SSE	42	39	20	51	52	21	38	29	23	15	29	24	52		
		S	20	24	21	36	23	24	25	26	24	13	24	20	36		
		SSW	34	27	39	55	37	43	26	43	33	20	30	27	55		
		SW	33	40	42	43	47	38	46	44	33	23	36	30	47		
		WSW	51	46	55	51	59	45	32	41	54	48	48	44	59		
		W	41	44	47	31	33	29	16	27	23	32	42	51	51		
		WNW	12	15	22	23	11	13	14	16	11	9	12	13	23		
		NW	14	7	23	19	5	11	7	9	13	15	13	16	23		
		NNW	9	7	11	6	4	13	5	8	10	10	7	12	13		
		(0.1%)	Hourly Occurrence Percentage	CALM	211	126	171	142	145	214	233	238	232	292	185	220	201
				NNE	23	9	11	8	8	4	5	12	19	16	7	15	12
				NE	47	15	19	3	13	18	11	24	26	36	31	24	22
				ENE	60	63	56	35	59	40	36	78	69	70	53	32	54
				E	128	106	113	97	85	83	60	199	167	168	89	71	114
				ESE	73	77	82	83	66	51	47	105	101	106	90	85	81
				SE	16	31	23	35	35	28	38	56	36	23	53	62	36
				SSE	32	36	15	58	55	32	79	27	35	17	49	52	41
				S	13	21	11	42	23	11	51	9	10	11	25	13	20
				SSW	8	9	7	29	17	10	42	9	13	8	11	11	14
SW	13			33	30	58	44	25	74	16	28	13	25	15	31		
WSW	40			55	83	143	144	103	149	48	68	34	56	31	80		
W	168			186	247	179	257	306	145	120	142	134	169	134	182		
WNW	128			198	105	67	44	53	19	39	25	52	133	183	86		
NW	17			16	13	13	3	11	5	9	11	5	11	27	12		
NNW	13	7	12	6	1	7	3	3	8	5	7	8	7				
N	8	12	3	1		4	3	7	10	8	7	16	7				

Element		1	2	3	4	5	6	7	8	9	10	11	12			
Number of Days With Classified	Daily Max. Temp.	0.0	10	2										11	23	
		0.1 ~ 10.0	19	23	5								14	19	80	
		10.1 ~ 20.0	2	3	26	22	3	1				11	16	1	85	
		20.1 ~ 30.0				8	28	26	13	18	30	20				143
		30.1						3	18	13						34
	Daily Mean Temp.	- 5.0	9	1											7	17
		- 4.9 ~ 0.0	12	15	1								6	14	48	
		0.1 ~ 10.0	10	12	30	4						2	18	10	86	
		10.1 ~ 20.0				26	28	8		3	8	26	6		105	
		20.1					3	22	31	28	22	3			109	
	Daily Min. Temp.	- 15.0														
		- 14.9 ~ - 5.0	20	14	1	1							4	20	60	
		- 4.9 ~ 0.0	9	13	15								13	9	59	
		0.1 ~ 10.0	2	1	15	24	7				1	19	11	2	82	
		10.1				5	24	30	31	31	29	12	2		164	
	Daily Precip.	0.1mm	5	4	3	7	4	7	18	15	3	4	7	7	84	
		10.0mm				1		2	11	5	1	1	1	1	23	
		30.0mm				1			6	2					9	
		80.0mm							2	1					3	
		100.0mm							1						1	
	Hourly Max. Precip.	1.0mm	5	4	1	5	4	4	17	13	3	3	7	5	71	
6.0mm					2		1	10	5	1		2		21		
10.0mm								8	3					11		
20.0mm								4	1					5		
30.0mm								3	1					4		
Daily Max. Wind Speed	0.5 ~ 3.3%	2	1					1	2	5	1		1	13		
	3.4 ~ 7.9%	26	24	28	24	26	29	28	26	24	30	26	27	318		
	8.0 ~ 13.8%	3	3	3	6	5	1	2	3	1		4	3	34		
	13.9%															
10 - Day Summary	Mean Temp. (0.1 )	1st	33	- 20	24	111	166	197	250	277	217	185	110	- 1		
		2nd	- 39	2	66	127	170	215	259	247	207	136	26	- 56		
		3rd	- 47	12	70	137	190	234	265	225	200	126	17	- 3		
	Mean Max. Temp. (0.1 )	1st	80	20	84	168	233	248	289	322	271	238	163	49		
		2nd	14	58	138	187	228	275	303	281	266	197	77	- 9		
		3rd	6	70	128	202	254	292	301	275	258	190	72	36		
	Mean Min. Temp. (0.1 )	1st	- 16	- 61	- 26	63	107	144	220	244	173	141	56	- 51		
		2nd	- 90	- 56	3	64	116	163	226	221	155	83	- 24	- 107		
		3rd	- 101	- 43	17	79	132	194	241	184	146	70	- 36	- 48		
	Mean Wind Speed (0.1%)	1st	13	14	17	16	16	17	16	9	9	10	14	13		
		2nd	12	18	13	18	17	14	12	17	13	9	13	12		
		3rd	12	14	14	19	14	13	10	13	12	9	13	11		
Total Precip. (0.1mm)	1st		10	80	380	75	320	2820	130	20	90	75	140			
	2nd	30	85		155	55		715	1805	295	135	60	35			
	3rd	100	30	10		30	45	1090	475			200	190			

Element		1	2	3	4	5	6	7	8	9	10	11	12			
(0.1 )	Air Temp.	Mean	- 8	4	59	127	180	222	266	259	220	160	62	- 10	128	
		Mean Max.	37	48	114	182	238	270	302	297	269	212	110	29	176	
		Mean Min.	- 50	- 40	13	82	132	182	240	227	174	109	16	- 51	86	
		Highest	114	114	167	245	290	309	342	361	300	279	201	99	361	
		Date	6	28	19	30	3	20	20	5	4	2	7	10	08/05	
		Lowest	- 110	- 86	- 44	28	93	140	220	164	106	26	- 62	- 108	- 110	
		Date	24	2	8	2	6	11	2	30	29	31	19	12	01/24	
(0.1mm)	Precip.	00~24h Total	100	100	60	565	245	250	4570	2485	210	310	400	285	9580	
		Highest. 1	Daily	35	45	60	425	95	125	940	790	155	200	300	180	940
			Date	29	22	1	5	13	6	10	15	11	11	25	24	07/10
			Hourly	25	20	20	85	95	35	445	290	45	65	225	45	445
(0.1%)	Wind	Date	27	17	1	5	13	6	16	15	11	11	25	24	07/16	
		Mean Speed	18	21	18	19	17	18	16	14	14	14	19	19	17	
(0.1%)	Wind	Highest Gust Speed	107	102	108	98	100	86	89	103	96	101	116	110	116	
		Dir.	NW	NW	NW	N	SW	SW	SSW	SW	WSW	NNW	NW	WNW	NW	
(0.1%)	Wind	Date	21	20	6	12	13	9	10	24	19	29	10	10	11/10	
		Hourly Occurrence Maximum Speed	24	25	19	31	10	11	13	30	30	23	21	20	31	
(0.1%)	Wind Directions Only	NNE	10	20	6	25	9	17	16	10	30	36	28	14	36	
		NE	28	19	20	20	24	8	14	34	29	48	16	14	48	
		ENE	17	20	20	18	14	24	21	27	31	41	18	20	41	
		E	16	22	18	35	19	22	20	24	30	25	20	24	35	
		ESE	27	34	23	44	24	30	40	35	30	31	37	35	44	
		SE	26	36	25	34	36	36	25	28	22	20	35	28	36	
		SSE	36	38	23	36	56	26	34	27	26	22	39	32	56	
		S	24	30	36	47	49	41	39	25	37	25	25	29	49	
		SSW	36	33	50	53	51	50	47	53	37	35	38	17	53	
		SW	33	30	44	43	53	48	34	44	41	33	36	32	53	
		WSW	23	28	42	46	42	43	39	31	38	25	27	40	46	
		W	59	60	50	48	50	41	32	38	42	56	52	58	60	
		WNW	56	62	64	48	48	34	32	39	38	65	68	74	74	
		NW	64	50	53	43	32	26	28	41	36	39	56	51	64	
		NNW	20	25	23	40	18	14	13	35	31	29	31	28	40	
		(0.1%)	Wind Directions Only	N	147	110	132	100	169	85	117	168	204	169	124	113
Hourly Occurrence Percentage	55			18	13	10	7	10	12	12	28	77	38	36	26	
NNE	11			10	4	3	1	6	9	11	11	36	11	8	10	
NE	34			13	12	7	8	3	7	38	35	44	13	15	19	
ENE	51			63	58	40	30	28	22	99	72	85	50	51	54	
E	42			31	39	53	44	36	63	105	82	60	89	94	62	
ESE	52			39	32	89	39	69	97	130	65	54	82	86	70	
SE	19			22	15	26	30	35	54	19	17	5	24	50	26	
SSE	20			25	22	29	34	32	62	24	22	9	29	24	28	
S	13			22	26	56	63	40	104	26	40	13	24	31	38	
SSW	9			33	58	131	124	93	172	69	56	35	35	12	69	
SW	16			42	62	86	91	96	73	55	53	17	15	9	51	
WSW	23			39	96	101	129	147	58	56	57	20	25	26	65	
W	136			147	149	88	90	154	50	50	86	65	110	73	99	
WNW	206			257	178	82	73	110	43	43	60	110	186	234	131	
NW	118			89	78	67	55	35	39	48	46	89	92	97	71	
NNW	48	39	27	33	13	22	19	47	67	110	56	40	44			



Element		1	2	3	4	5	6	7	8	9	10	11	12			
Number of Days With Classified	Daily Max. Temp.	0.0	9	2										10	21	
		0.1 ~ 10.0	19	24	7								14	21	85	
		10.1 ~ 20.0	3	2	24	20	4					11	15		79	
		20.1 ~ 30.0				10	27	27	12	17	30	20	1		144	
		30.1						3	19	14					36	
	Daily Mean Temp.	-5.0	5											6	11	
		-4.9 ~ 0.0	16	13	1								2	13	45	
		0.1 ~ 10.0	10	15	30	5						1	21	12	94	
		10.1 ~ 20.0				25	26	4		1	5	25	7		93	
		20.1					5	26	31	30	25	5			122	
	Daily Min. Temp.	-15.0												1	16	44
		-14.9 ~ -5.0	19	8										12	12	62
		-4.9 ~ 0.0	8	19	11									15	3	81
		0.1 ~ 10.0	4	1	20	24	1					13	15	3	178	
		10.1				6	30	30	31	31	30	18	2		2	
	Daily Precip.	0.1mm	4	3	1	6	4	6	19	15	3	3	6	5	75	
		10.0mm				1		1	11	6	1	1	1	1	23	
		30.0mm				1			6	2			1		10	
		80.0mm							2						2	
		100.0mm														
	Hourly Max. Precip.	1.0mm	3	4	1	5	4	4	16	12	3	3	4	3	62	
6.0mm					1	2		13	6		1	1		24		
10.0mm								9	6			1		16		
20.0mm								3	2			1		6		
30.0mm								1						1		
Daily Max. Wind Speed	0.5 ~ 3.3%	3	1					1		1		1	1	8		
	3.4 ~ 7.9%	19	19	24	23	26	29	26	28	27	29	19	25	294		
	8.0 ~ 13.8%	9	8	7	7	5	1	4	3	2	2	10	5	63		
	13.9%															
10 - Day Summary	Mean Temp. (0.1 )	1st	40	-9	31	111	170	202	257	288	228	194	119	7		
		2nd	-26	6	68	129	173	221	267	252	220	150	40	-43		
		3rd	-35	18	75	140	196	243	273	240	211	138	27	4		
	Mean Max. Temp. (0.1 )	1st	85	24	81	162	232	245	293	329	275	242	168	52		
		2nd	16	60	132	180	228	274	307	284	267	201	85	-3		
		3rd	13	65	127	203	252	292	305	280	263	196	78	38		
	Mean Min. Temp. (0.1 )	1st	-3	-43	-11	68	119	161	230	255	187	151	74	-36		
		2nd	-66	-45	15	89	129	177	237	228	173	98	-8	-84		
		3rd	-78	-30	32	88	147	207	252	202	162	82	-17	-34		
	Mean Wind Speed (0.1%)	1st	15	22	23	17	17	21	18	13	10	14	18	20		
		2nd	19	22	16	20	17	17	15	14	17	14	20	21		
		3rd	19	18	17	20	17	16	14	16	15	15	18	16		
Total Precip. (0.1mm)	1st	5		60	435	70	230	2365	40	15	110	50	105			
	2nd	30	55		130	95	10	1150	1835	195	200	5				
	3rd	65	45			80	10	1055	610			345	180			

Element		1	2	3	4	5	6	7	8	9	10	11	12					
(0.1 )	Air Temp.	Mean	0	4	52	111	159	201	241	245	210	156	70	4	121			
		Mean Max.	35	39	93	159	212	251	273	279	249	191	106	37	160			
		Mean Min.	-37	-34	13	70	114	163	219	217	174	121	31	-31	85			
		Highest	99	103	144	206	264	284	314	324	273	241	182	105	324			
		Date	1	16	19	30	3	26	25	5	8	8	1	3	08/05			
		Lowest	-89	-68	-41	22	68	138	191	171	107	48	-29	-86	-89			
		Date	25	18	8	2	6	18	1	26	29	31	27	14	01/25			
(0.1mm)	Precip.	00~24h Total	175	125	15	545	190	170	4255	2560	260	315	285	415	9310			
		Highest. 1	Daily	70	85	15	420	140	125	1145	1075	195	165	95	230	1145		
			Date	20	22	1	5	13	6	16	20	11	1	25	24	07/16		
			Hourly	30	15	5	85	140	35	610	315	55	35	60	75	610		
	Date	20	22	1	5	13	6	16	20	11	11	25	24	07/16				
(0.1%)	Wind	Mean Speed	23	27	20	21	18	16	16	17	17	21	24	24	20			
		Highest Gust Speed	154	151	125	150	142	106	135	143	95	145	145	139	154			
		Dir.	NW	NW	NNW	NW	SE	NNW	WSW	ESE	W	WNW	WNW	W	NW			
	Date	14	20	21	12	13	2	16	21	28	12	18	10	01/14				
(0.1%)	Wind Directions Only	Hourly Occurrence Maximum Speed	NNE	19	14	14	24	29	16	14	10	12	5	6	8	29		
			NE		8	7	7	11	12	15	15	15	19	12			19	
			ENE	12	6	12	8	8	16	19	13	20	13	14		9	20	
			E	22	8	13	20	20	30	30	39	23	21	25	18	39		
			ESE	11	8	31	31	29	35	54	70	45	51	59	42	70		
			SE	64	50	23	57	73	42	45	52	53	37	48	48	73		
			SSE	56	72	42	50	57	42	47	31	44	31	38	30	72		
			S	32	44	51	53	60	37	34	22	21	26	15	26	60		
			SSW	22	29	28	53	49	29	17	17	21	24	27	10	53		
			SW	16	20	23	21	28	25	23	22	23	28	6	10	28		
			WSW	11	23	32	35	30	39	24	33	35	31	35	17	39		
			W	17	34	32	39	48	36	35	31	33	38	38	28	48		
			WNW	34	36	39	68	51	45	30	60	49	66	75	58	75		
			NW	71	77	59	88	75	38	31	55	46	67	68	69	88		
			NNW	68	87	61	80	48	31	36	30	34	32	32	42	87		
			N	59	69	71	50	54	41	5	12	11	20	15	11	71		
			(0.1%)	Hourly Occurrence Percentage	CALM	50	57	93	64	134	143	129	132	86	52	49	69	88
					NNE	5	7	7	15	12	7	4	7	7	1	1	5	7
					NE		6	8	6	15	4	3	7	8	4	1		5
					ENE	3	1	7	4	5	10	15	15	8	8	3	4	7
					E	3	4	8	18	22	61	110	38	28	9	4	12	27
					ESE	3	7	27	65	59	107	238	156	64	62	43	62	75
					SE	27	34	54	119	95	84	207	152	132	74	136	102	102
					SSE	60	85	59	156	116	99	97	51	53	32	67	27	75
					S	22	46	32	93	102	28	17	11	26	19	13	4	34
					SSW	12	3	16	19	24	10	8	9	8	7	6	1	10
					SW	5	3	4	17	13	15	7	7	11	7	3	4	8
WSW	7	9			5	17	22	40	15	20	24	16	7	4	15			
W	9	7			35	39	62	71	22	20	36	42	25	13	32			
WNW	22	43			69	85	82	99	24	105	139	179	192	204	104			
NW	161	168	192	74	86	117	77	190	268	407	361	407	209					
NNW	472	402	289	136	85	67	27	73	92	74	89	74	155					
N	140	116	95	74	66	38	1	9	10	7	1	7	47					

Element		1	2	3	4	5	6	7	8	9	10	11	12		
Number of Days With Classified	Daily Max. Temp.	0.0	7	2										6	15
		0.1 ~ 10.0	24	25	17	1							12	24	103
		10.1 ~ 20.0		1	14	28	9	1				21	18	1	93
		20.1 ~ 30.0				1	22	29	26	23	30	10			141
		30.1							5	8					13
	Daily Mean Temp.	-5.0	3											1	4
		-4.9 ~ 0.0	14	14	1								2	13	44
		0.1 ~ 10.0	14	14	30	10						1	20	17	106
		10.1 ~ 20.0				20	31	17			6	30	8		112
		20.1						13	31	31	24				99
	Daily Min. Temp.	-15.0													
		-14.9 ~ -5.0	16	6										10	32
		-4.9 ~ 0.0	7	21	9								12	17	66
		0.1 ~ 10.0	8	1	22	27	6					8	15	4	91
		10.1				3	25	30	31	31	30	23	3		176
	Daily Precip.	0.1mm	6	4	1	4	4	5	19	15	5	4	5	6	78
		10.0mm				1	1	1	7	6	1	2		1	20
		30.0mm				1			3	3					7
		80.0mm							3	1					4
		100.0mm							1	1					2
Hourly Max. Precip.	1.0mm	4	3		4	2	2	16	11	4	4	5	6	61	
	6.0mm				1	1		8	5			1	1	17	
	10.0mm					1		6	5					12	
	20.0mm							3	3					6	
	30.0mm							3	1					4	
Daily Max. Wind Speed	0.5 ~ 3.3%	1								1				2	
	3.4 ~ 7.9%	11	9	16	14	17	25	21	20	19	20	10	8	190	
	8.0 ~ 13.8%	18	17	15	15	13	5	10	10	10	8	19	22	162	
	13.9%	1	2		1	1				1		3	1	11	
10 - Day Summary	Mean Temp.	1st	46	-6	26	99	148	185	233	265	217	183	122	22	
		2nd	-18	5	61	111	152	198	239	241	213	152	51	-25	
		3rd	-27	15	68	125	174	219	251	230	201	136	37	13	
	Mean Max. Temp.	1st	75	19	63	144	209	229	267	307	257	218	156	60	
		2nd	16	50	109	154	199	249	272	270	250	181	88	8	
		3rd	16	49	106	178	226	274	279	262	240	175	75	43	
	Mean Min. Temp.	1st	9	-34	-9	59	97	153	208	235	185	153	89	-15	
		2nd	-53	-40	20	75	112	157	216	220	179	115	9	-60	
		3rd	-63	-27	27	77	131	179	231	198	158	98	-6	-20	
	Mean Wind Speed	1st	19	28	21	19	17	20	17	13	13	21	20	25	
		2nd	25	29	21	23	19	17	15	19	20	22	25	29	
		3rd	26	23	19	22	19	12	15	20	18	21	26	18	
Total Precip.	1st	15	15	15	420	40	165	2190	45	40	190	55	75		
	2nd	70	25		125	140		1325	1760	195	125		35		
	3rd	90	85			10	5	740	755	25		230	305		

Element		1	2	3	4	5	6	7	8	9	10	11	12					
(0.1 )	Air Temp.	Mean	- 8	1	49	114	163	203	252	245	203	148	56	- 10	118			
	Mean Max.	29	38	95	164	217	251	287	284	255	204	110	33	164				
	Mean Min.	- 47	- 39	7	71	118	164	227	211	148	85	- 5	- 60	73				
	Highest	99	108	140	236	273	296	323	337	284	260	196	103	337				
	Date	6	28	19	30	30	26	20	5	4	2	7	10	08/05				
	Lowest	- 103	- 75	- 39	19	75	125	196	146	77	- 13	- 75	- 125	- 125				
	Date	24	2	8	2	6	11	13	31	29	31	21	14	12/14				
(0.1mm)	Precip.	00~24h Total	150	110	50	525	160	535	4730	2045	200	345	210	395	9455			
		Highest. 1	Daily	45	65	45	465	65	335	1040	620	150	200	80	195	1040		
	Date	29	22	1	5	9	26	16	20	11	11	25	24	07/16				
	Hourly	35	15	10	90	55	330	530	265	40	80	60	65	530				
Date	27	22	2	5	13	26	16	24	11	11	25	24	07/16					
(0.1%)	Wind	Mean Speed	31	34	28	28	24	22	15	17	16	15	17	15	22			
		Highest Gust Speed	190	162	150	162	179	121	149	165	124	130	152	129	190			
		Dir.	W	NW	NW	NNW	SW	WSW	WSW	WSW	WSW	NNW	WSW	NW	W			
Date	27	20	21	12	13	9	3	24	19	29	10	11	01/27					
(0.1%)	Wind Directions Only	Hourly Occurrence Maximum Speed	NNE	28	26	28	16		7	13	25	27	25	31	28	31		
			NE	23	26	20	41	22	11	27	67	35	37	45	28	67		
			ENE	32	15	32	31	29	23	23	60	50	69	27	24	69		
			E	42	39	22	57	21	33	33	48	57	52	25	20	57		
			ESE	52	45	31	66	32	48	51	65	58	40	37	34	66		
			SE	54	75	51	77	67	49	43	41	28	34	37	35	77		
			SSE	59	70	48	64	86	49	27	23	24	20	26	33	86		
			S	34	55	31	65	41	43	24	27	21	21	34	26	65		
			SSW	62	38	25	71	51	28	32	21	22	15	23	21	71		
			SW	37	44	54	59	71	71	24	26	16	10	15	18	71		
			WSW	47	58	73	65	87	58	78	72	71	40	72	38	87		
			W	95	48	50	64	64	57	60	80	66	40	64	63	95		
			WNW	75	86	91	70	72	62	36	37	38	46	41	47	91		
			NW	88	93	81	73	67	56	30	42	32	41	58	48	93		
			NNW	52	59	36	67	53	33	21	31	29	31	40	32	67		
			N	50	58	34	35	39	15	22	33	23	25	28	24	58		
			(0.1%)	Hourly Occurrence Percentage	CALM	66	65	101	61	129	188	267	234	235	168	189	185	158
					NNE	17	12	5	3		1	1	8	11	38	24	23	12
					NE	9	4	3	6	3	3	8	12	18	55	17	23	14
					ENE	27	6	15	8	5	8	5	21	38	63	26	15	20
E	63	42			36	26	34	18	13	77	56	56	26	32	40			
ESE	81	74			85	108	86	56	74	171	103	83	63	95	90			
SE	47	57			36	67	60	34	58	51	42	20	40	71	49			
SSE	31	30			24	79	75	41	66	34	26	11	32	40	41			
S	5	15			9	39	34	24	39	10	15	9	18	19	20			
SSW	1	7			4	31	20	8	32	10	14	4	11	15	13			
SW	7	22			34	56	54	32	28	21	8	4	10	13	24			
WSW	22	34			87	132	163	105	168	78	67	38	74	26	83			
W	16	42			85	106	93	179	133	105	158	113	121	48	100			
WNW	103	159	204	103	102	132	69	83	72	112	99	73	109					
NW	345	333	239	125	110	132	31	55	82	134	143	169	158					
NNW	108	74	27	44	28	36	4	22	42	77	76	122	55					
N	51	22	5	7	4	3	3	10	14	15	31	30	16					

Element		1	2	3	4	5	6	7	8	9	10	11	12			
Number of Days With Classified	Daily Max. Temp.	0.0	9	3										7	19	
		0.1 ~ 10.0	22	23	17								13	23	98	
		10.1 ~ 20.0		2	14	27	8	1				12	17	1	82	
		20.1 ~ 30.0				3	23	29	22	19	30	19				145
		30.1							9	12						21
	Daily Mean Temp.	- 5.0	5	1											5	11
		- 4.9 ~ 0.0	15	13	1								4	13	46	
		0.1 ~ 10.0	11	14	30	8						2	21	13	99	
		10.1 ~ 20.0				22	31	15		2	9	28	5		112	
		20.1						15	31	29	21	1			97	
	Daily Min. Temp.	- 15.0														
		- 14.9 ~ - 5.0	18	8									6	22	54	
		- 4.9 ~ 0.0	8	19	13							1	14	7	62	
		0.1 ~ 10.0	5	1	18	28	5				1	18	8	2	86	
		10.1				2	26	30	31	31	29	12	2		163	
	Daily Precip.	0.1mm	5	5	2	4	6	6	17	13	4	4	8	8	82	
		10.0mm				1		1	9	6	1	2		1	21	
		30.0mm				1		1	5	2					9	
		80.0mm							2						2	
		100.0mm							1						1	
	Hourly Max. Precip.	1.0mm	4	3	2	3	5	4	16	11	2	3	5	6	64	
6.0mm					1		1	8	6		1	1	1	19		
10.0mm							1	8	5					14		
20.0mm							1	4	1					6		
30.0mm							1	3						4		
Daily Max. Wind Speed	0.5 ~ 3.3%									1				1		
	3.4 ~ 7.9%	12	10	15	8	14	16	22	21	21	26	13	16	194		
	8.0 ~ 13.8%	13	12	13	19	16	14	8	8	8	5	16	15	147		
	13.9%	6	6	3	3	1		1	1			1		22		
10 - Day Summary	Mean Temp. (0.1 )	1st	38	- 11	26	99	151	187	245	269	209	182	110	8		
		2nd	- 25	3	57	117	157	201	251	242	206	140	36	- 38		
		3rd	- 34	13	63	128	177	222	259	227	195	123	23	0		
	Mean Max. Temp. (0.1 )	1st	75	15	67	144	211	229	280	311	259	231	164	55		
		2nd	8	50	112	165	209	252	290	274	257	195	85	2		
		3rd	8	51	106	184	231	273	292	268	250	188	82	41		
	Mean Min. Temp. (0.1 )	1st	0	- 42	- 13	57	103	150	220	235	161	128	48	- 45		
		2nd	- 60	- 44	9	79	118	157	222	217	147	76	- 26	- 86		
		3rd	- 76	- 30	23	77	130	185	238	183	135	53	- 38	- 50		
	Mean Wind Speed (0.1%)	1st	28	36	35	26	23	31	17	12	10	15	18	17		
		2nd	32	37	24	30	25	19	14	23	21	14	17	17		
		3rd	33	29	26	29	24	14	14	17	16	16	15	13		
Total Precip. (0.1mm)	1st	5	5	50	465	85	175	1755	30	25	145	70	135			
	2nd	35	40		60	60	10	1585	1215	150	200	10	30			
	3rd	110	65			15	350	1390	800	25		130	230			

Element		1	2	3	4	5	6	7	8	9	10	11	12					
(0.1 )	Air Temp.	Mean	- 12	0	49	121	173	209	258	248	206	149	57	- 12	121			
		Mean Max.	37	48	107	180	228	257	293	288	259	210	113	33	171			
		Mean Min.	- 63	- 52	- 6	69	125	172	234	218	156	93	3	- 59	74			
		Highest	119	130	152	261	283	303	328	343	286	272	205	112	343			
		Date	6	16	11	30	3	20	20	5	26	2	7	23	08/05			
		Lowest	- 127	- 104	- 58	- 2	83	120	208	145	80	3	- 82	- 125	- 127			
		Date	15	2	8	2	6	11	1	30	29	30	19	14	01/15			
(0.1mm)	Precip.	00~24h Total	100	195	35	295	300	145	4340	3315	270	160	290	320	9765			
		Highest. 1	Daily	55	105	30	225	95	50	805	850	150	75	155	160	850		
			Date	29	22	1	5	13	7	31	20	11	11	25	24	08/20		
			Hourly	25	25	10	50	95	30	535	540	45	30	110	50	540		
	Date	27	22	2	5	13	26	16	24	11	11	25	24	08/24				
(0.1%)	Wind	Mean Speed	26	31	29	32	30	28	21	21	21	20	27	24	26			
		Highest Gust Speed	193	144	143	184	173	110	146	144	117	138	184	138	193			
		Dir.	SSW	NW	NNW	SSW	SW	WNW	WSW	NNW	WNW	NNW	W	W	SSW			
	Date	27	1	6	14	13	21	6	28	28	29	25	10	01/27				
(0.1%)	Wind Directions Only	Hourly Occurrence Maximum Speed	NNE	50	31	28	35	28	31	23	63	37	38	36	38	63		
			NE	38	23	31	48	24	17	15	31	44	87	31	28	87		
			ENE	33	32	32	60	17	29	26	34	49	70	21	24	70		
			E	48	43	17	62	48	50	34	45	50	50	24	30	62		
			ESE	27	29	27	49	43	41	35	50	30	38	34	32	50		
			SE	32	31	29	40	24	41	30	51	32	38	33	34	51		
			SSE	41	53	48	55	51	31	41	50	34	34	46	43	55		
			S	38	46	40	34	52	44	43	47	40	26	59	40	59		
			SSW	90	70	40	109	102	49	65	40	35	36	101	23	109		
			SW	82	77	62	136	122	80	89	86	64	49	66	55	136		
			WSW	69	56	87	81	101	77	71	78	72	39	78	56	101		
			W	69	68	90	83	102	87	52	60	76	56	86	78	102		
			WNW	74	90	92	90	93	80	52	60	76	83	108	65	108		
			NW	86	87	89	77	67	49	33	48	51	91	81	90	91		
			NNW	76	77	80	56	64	32	26	44	49	61	86	78	86		
			N	62	40	33	53	35	32	25	97	43	54	67	55	97		
			(0.1%)	Hourly Occurrence Percentage	CALM	60	52	60	51	105	76	85	132	85	190	139	202	104
					NNE	50	19	9	15	13	7	11	42	45	79	43	43	32
					NE	47	15	7	22	3	4	17	27	38	75	22	12	24
					ENE	54	30	23	19	8	17	27	31	61	79	18	13	32
E	65	25			23	49	36	46	50	138	102	66	25	38	55			
ESE	98	74			86	69	65	56	97	190	169	86	114	97	100			
SE	62	61			60	44	35	47	55	58	75	39	78	79	58			
SSE	39	42			42	69	46	51	73	50	43	13	51	81	50			
S	17	37			26	47	54	18	59	27	18	13	26	24	31			
SSW	16	24			23	46	60	42	82	9	17	4	26	4	29			
SW	23	42			22	100	91	42	155	42	33	19	32	19	52			
WSW	11	33			52	72	77	85	91	39	26	11	21	7	44			
W	28	85			152	151	163	183	48	56	58	30	31	20	84			
WNW	93	129	234	150	156	229	91	75	93	55	90	35	119					
NW	140	199	121	40	51	50	31	27	45	66	92	125	82					
NNW	122	98	51	21	28	33	12	20	36	95	121	148	65					
N	75	34	9	32	9	14	16	38	56	79	71	54	41					

Element		1	2	3	4	5	6	7	8	9	10	11	12			
Number of Days With Classified	Daily Max. Temp.	0.0	8	2										7	17	
		0.1 ~ 10.0	20	24	11								13	23	91	
		10.1 ~ 20.0	3	2	20	21	6	1				12	16	1	82	
		20.1 ~ 30.0				9	25	28	17	20	30	19	1		149	
		30.1						1	14	11					26	
	Daily Mean Temp.	- 5.0	7											6	13	
		- 4.9 ~ 0.0	14	16	1								3	11	45	
		0.1 ~ 10.0	10	12	30	5						2	21	14	94	
		10.1 ~ 20.0				25	28	11		2	9	26	6		107	
		20.1					3	19	31	29	21	3			106	
	Daily Min. Temp.	- 15.0												2	16	51
		- 14.9 ~ - 5.0	20	12	1									14	12	67
		- 4.9 ~ 0.0	7	16	17	1								12	3	81
		0.1 ~ 10.0	4		13	26	4				1	18	12	3	166	
		10.1				3	27	30	31	31	29	13	2			
	Daily Precip.	0.1mm	3	5	2	3	5	6	18	15	4	4	8	6	79	
		10.0mm		1		1				12	6	1	1	1	23	
		30.0mm								5	5				10	
		80.0mm							1	1					2	
		100.0mm														
	Hourly Max. Precip.	1.0mm	3	4	2	2	5	4	16	11	4	3	5	6	65	
6.0mm						2		10	6			1		19		
10.0mm								7	6			1		14		
20.0mm								4	4					8		
30.0mm								4	2					6		
Daily Max. Wind Speed	0.5 ~ 3.3%															
	3.4 ~ 7.9%	16	9	9	6	8	8	16	18	21	25	12	14	162		
	8.0 ~ 13.8%	12	16	21	23	21	22	13	12	9	6	15	17	187		
	13.9%	3	3	1	1	2		2	1			3		16		
10 - Day Summary	Mean Temp. (0.1 )	1st	37	- 13	27	104	163	191	252	272	216	183	110	5		
		2nd	- 34	3	55	123	167	210	257	246	203	142	36	- 44		
		3rd	- 37	11	65	136	187	227	264	229	198	126	26	1		
	Mean Max. Temp. (0.1 )	1st	86	22	78	160	230	229	286	317	262	237	170	51		
		2nd	12	62	124	179	216	264	297	279	258	200	86	4		
		3rd	14	63	118	202	238	276	295	271	257	195	83	45		
	Mean Min. Temp. (0.1 )	1st	- 11	- 53	- 21	53	109	153	229	240	174	141	51	- 39		
		2nd	- 85	- 57	- 8	80	126	168	229	223	151	80	- 17	- 96		
		3rd	- 91	- 42	9	74	138	197	242	193	144	61	- 26	- 43		
	Mean Wind Speed (0.1%)	1st	24	31	36	28	28	35	27	16	15	20	27	25		
		2nd	27	34	25	35	33	26	19	22	25	18	28	28		
		3rd	28	27	28	33	28	23	19	24	22	21	26	21		
Total Precip. (0.1mm)	1st		10	35	225	70	90	2120	160	15	80	30	125			
	2nd	20	80		70	95	10	1070	1580	150	80	10				
	3rd	80	105			135	45	1150	1575	105		250	195			

Element		1	2	3	4	5	6	7	8	9	10	11	12					
(0.1 )	Air Temp.	Mean	- 17	1	56	132	186	225	267	254	206	147	51	- 17	124			
		Mean Max.	39	58	130	209	259	292	308	299	268	214	114	33	185			
		Mean Min.	- 73	- 55	- 10	62	117	165	236	220	152	92	- 9	- 66	69			
		Highest	134	139	195	290	304	341	344	361	294	274	205	106	361			
		Date	8	16	19	30	30	23	20	5	4	9	7	23	08/05			
		Lowest	- 154	- 109	- 63	3	69	109	212	150	72	- 14	- 81	- 131	- 154			
		Date	24	2	8	2	7	4	1	31	29	31	19	14	01/24			
(0.1mm)	Precip.	00~24h Total	115	290	85	335	185	105	4705	3170	285	185	305	210	9975			
		Highest. 1	Daily	50	110	45	100	80	35	1200	550	150	65	140	130	1200		
			Date	29	22	1	5	9	26	31	23	27	2	25	24	07/31		
			Hourly	25	45	20	40	45	35	600	380	55	30	65	60	600		
	Date	27	20	2	11	24	26	16	24	27	2	25	24	07/16				
(0.1%)	Wind	Mean Speed	18	21	21	23	22	22	13	14	13	11	16	18	18			
		Highest Gust Speed	146	151	149	164	190	129	127	141	113	126	144	148	190			
		Dir.	NNW	W	N	W	W	WNW	NNW	WSW	NW	W	NW	NW	W			
	Date	14	10	27	14	13	9	16	24	28	29	15	11	05/13				
(0.1%)	Wind Directions Only	Hourly Occurrence Maximum Speed	NNE	14		16	7		5			12	5	6	16			
			NE	13	9	9	11	9	14		16	15	20	7	5	20		
			ENE	34	21	31	41	23	15	26	30	30	34	14	10	41		
			E	38	40	35	64	31	44	37	41	50	46	34	17	64		
			ESE	26	26	25	56	67	44	40	39	42	43	39	27	67		
			SE	21	18	17	46	68	37	32	40	28	37	24	26	68		
			SSE	15	10	11	20	13	21	30	11	10	14	13	11	30		
			S	14	21	25	22	34	19	27	13	15	11	21	20	34		
			SSW	28	36	35	69	37	9	31	26	18	10	47	22	69		
			SW	40	46	26	69	61	23	33	26	25	12	45	28	69		
			WSW	44	46	71	64	53	55	38	56	36	29	36	38	71		
			W	57	75	83	83	106	76	65	74	67	49	56	54	106		
			WNW	65	88	84	90	90	78	54	61	61	78	70	67	90		
			NW	59	63	61	68	66	56	41	35	41	48	68	70	70		
			NNW	58	44	42	33	18	27	19	14	24	24	33	36	58		
			N	12	4	16	14	6	7	9	19	11	9	10	7	19		
			(0.1%)	Hourly Occurrence Percentage	CALM	238	269	241	192	238	133	312	289	356	352	299	267	266
					NNE	3		4	1		1				4	1	1	1
					NE	5	1	3	7	3	3		1	7	7	1	1	3
					ENE	28	12	20	10	9	3	11	30	36	36	4	3	17
E	56	30			27	56	26	72	78	192	158	144	29	24	75			
ESE	69	31			44	78	47	67	86	163	106	105	33	59	74			
SE	94	55			60	99	87	76	79	89	100	101	103	86	86			
SSE	31	12			12	19	13	31	23	9	8	23	21	30	19			
S	3	7			3	3	5	11	8	7	3	8	6	12	6			
SSW	4	6			16	15	11	3	27	12	4	9	13	13	11			
SW	19	30			20	26	24	32	34	11	13	3	17	15	20			
WSW	62	76			97	69	62	111	73	28	25	20	51	38	59			
W	125	186			184	214	195	246	164	78	79	67	118	78	144			
WNW	161	220			194	136	216	142	70	44	60	48	153	187	135			
NW	74	40	54	49	52	53	28	38	33	39	111	153	61					
NNW	24	24	16	21	8	15	7	5	10	30	31	30	18					
N	4		5	6	3	1	1	4	3	4	10	3	4					



Element		1	2	3	4	5	6	7	8	9	10	11	12		
Number of Days With Classified	Daily Max. Temp.	0.0	7	2										6	15
		0.1 ~ 10.0	20	22	4								12	24	82
		10.1 ~ 20.0	4	4	27	12		1				11	17	1	77
		20.1 ~ 30.0				18	28	15	11	15	30	20	1		138
		30.1					3	14	20	16					53
	Daily Mean Temp.	-5.0	9											5	14
		-4.9 ~ 0.0	12	14									5	14	45
		0.1 ~ 10.0	10	14	31	2						2	20	12	91
		10.1 ~ 20.0				28	21	5		2	7	26	5		94
		20.1					10	25	31	29	23	3			121
	Daily Min. Temp.	-15.0	2												2
		-14.9 ~ -5.0	18	15	1								5	20	59
		-4.9 ~ 0.0	8	13	21							2	15	10	69
		0.1 ~ 10.0	3		9	29	8				2	15	9	1	76
		10.1				1	23	30	31	31	28	14	1		159
	Daily Precip.	0.1mm	7	6	4	6	4	6	19	13	4	4	7	7	87
		10.0mm		1		1			10	8	2		1	1	24
		30.0mm							5	5					10
		80.0mm							2						2
		100.0mm							2						2
	Hourly Max. Precip.	1.0mm	4	4	3	6	4	2	15	13	3	3	5	4	66
6.0mm								11	9			1	1	22	
10.0mm								7	8					15	
20.0mm								4	3					7	
30.0mm								2	1					3	
Daily Max. Wind Speed	0.5 ~ 3.3%		1						1					2	
	3.4 ~ 7.9%	18	10	7	3	9	9	23	24	24	24	14	15	180	
	8.0 ~ 13.8%	11	16	22	24	18	21	8	5	6	7	14	15	167	
	13.9%	2	1	2	3	4			1			2	1	16	
10 - Day Summary	Mean Temp. (0.1 )	1st	34	-14	29	119	177	203	262	280	217	186	101	-2	
		2nd	-39	3	63	132	179	227	266	250	205	140	31	-47	
		3rd	-45	16	74	146	201	246	272	233	195	117	23	-2	
	Mean Max. Temp. (0.1 )	1st	91	31	95	188	256	262	305	326	275	239	172	43	
		2nd	15	72	152	204	248	301	310	288	269	204	87	9	
		3rd	15	76	143	235	271	313	309	285	262	200	83	46	
	Mean Min. Temp. (0.1 )	1st	-17	-60	-28	61	107	143	231	244	171	140	35	-50	
		2nd	-92	-62	-16	65	114	155	235	224	149	86	-26	-105	
		3rd	-106	-41	13	59	128	198	243	194	136	53	-34	-45	
	Mean Wind Speed (0.1%)	1st	18	22	27	22	21	26	15	14	10	10	15	17	
		2nd	17	23	16	23	24	21	13	17	17	11	18	20	
		3rd	18	19	20	25	22	18	13	13	12	12	16	17	
Total Precip. (0.1mm)	1st		5	65	140	120	45	1885	110	10	125	50	50		
	2nd	20	175		195	15		1135	1405	115	60	5			
	3rd	95	110	20		50	60	1685	1655	160		250	160		

		Element	1	2	3	4	5	6	7	8	9	10	11	12			
(0.1 )	Air Temp.	Mean	3	26	61	142	184	195	255	231	200	139	72	8	126		
		Mean Max.	47	74	113	200	237	237	294	265	251	188	125	52	174		
		Mean Min.	-45	-27	9	86	127	150	222	202	149	96	16	-39	79		
		Highest	108	148	184	303	335	337	358	318	294	248	204	119	358		
		Date	3	16	18	30	19	30	14	22	8	1	8	3	07/14		
		Lowest	-111	-70	-27	14	74	87	184	150	112	21	-55	-105	-111		
		Date	31	10	7	2	2	11	5	30	29	31	24	17	01/31		
(0.1mm)	Precip.	00~24h Total	730	10	430	435	310	780	2490	4885	310	1250	715	50	12395		
		Highest. 1 Daily	280	10	115	145	115	315	635	1525	190	650	600	50	1525		
		Date	20	22	31	1	13	26	3	10	19	10	3	24	08/10		
		Hourly Date	55	5	45	65	95	135	245	190	155	145	255	20	255		
(0.1%)	Wind	Mean Speed	20	21	20	24	23	20	15	15	20	18	20	22	20		
		Highest Gust Speed	181	184	139	169	197	174	108	126	149	141	168	166	197		
		Dir.	SSW	WSW	W	SSW	W	SSW	W	WNW	ENE	ENE	WNW	W	W		
(0.1%)	Wind Directions Only	Date	27	2	9	30	14	9	11	30	27	22	10	11	05/14		
		Hourly Occurrence Maximum Speed	32	43	37	39	45	38	22	38	42	47	47	21	47		
		NNE	40	43	68	59	64	57	28	45	60	72	47	19	72		
		NE	34	36	70	44	52	50	40	43	82	84	38	21	84		
		ENE	27	24	38	55	41	40	40	43	40	30	27	21	55		
		E	25	44	46	47	52	45	41	42	45	26	29	21	52		
		ESE	34	45	52	59	59	49	47	31	46	46	37	17	59		
		SE	42	40	47	61	70	48	45	33	49	51	36	15	70		
		SSE	39	50	29	48	44	29	34	25	26	46	55	39	55		
		S	31	51	35	71	48	29	32	22	43	36	60	40	71		
		SSW	61	46	46	72	60	73	40	26	52	37	80	49	80		
		SW	55	60	57	66	65	52	39	31	53	33	54	58	66		
		WSW	52	58	49	44	71	37	40	43	59	32	48	61	71		
		W	41	39	35	33	54	33	26	26	33	31	41	40	54		
		WNW	49	44	36	40	39	17	18	27	24	22	50	42	50		
		NW	37	44	47	36	41	15	15	28	17	37	44	48	48		
		NNW	39	53	51	48	47	34	20	32	41	44	37	33	53		
		(0.1%)	Hourly Occurrence Percentage	CALM	19	13	50	50	77	83	129	105	28	44	26	24	54
				NNE	9	19	16	17	36	26	28	31	22	44	13	7	22
				NE	16	28	48	58	82	69	47	65	42	90	21	7	48
ENE	19			27	51	53	60	101	39	66	57	52	17	7	46		
E	13			16	36	47	58	81	47	58	47	19	15	1	37		
ESE	9			16	22	32	38	69	60	52	39	19	14	5	31		
SE	13			21	34	56	39	71	48	28	57	23	6	7	33		
SSE	7			7	26	40	43	44	39	22	26	16	7	5	24		
S	12			16	12	25	15	17	28	30	10	23	14	9	18		
SSW	20			36	23	49	32	14	28	23	40	13	36	34	29		
SW	83			74	78	101	101	69	86	36	107	86	115	116	88		
WSW	179			201	181	144	161	108	148	103	183	153	188	246	166		
W	337			305	238	167	138	136	152	224	237	250	213	306	225		
WNW	134			110	86	72	56	43	47	74	59	90	158	124	88		
NW	71	52	36	39	15	17	22	31	22	27	78	38	37				
NNW	40	28	31	26	19	17	19	24	13	23	46	48	28				
N	16	28	32	24	30	33	32	28	10	27	35	16	26				

Element		1	2	3	4	5	6	7	8	9	10	11	12		
Number of Days With Classified	Daily Max. Temp.	0.0	4											3	7
		0.1 ~ 10.0	24	23	8	1							10	26	92
		10.1 ~ 20.0	3	5	23	17	8	6				23	18	2	105
		20.1 ~ 30.0				11	21	23	17	28	30	8	2		140
		30.1				1	2	1	14	3					21
	Daily Mean Temp.	- 5.0	4											2	6
		- 4.9 ~ 0.0	10	3										10	23
		0.1 ~ 10.0	17	25	27	3						1	21	19	113
		10.1 ~ 20.0			4	25	21	15		2	17	30	9		123
		20.1				2	10	15	31	29	13				100
	Daily Min. Temp.	- 15.0												1	13
		- 14.9 ~ - 5.0	16	3										12	14
		- 4.9 ~ 0.0	11	22	15									15	4
		0.1 ~ 10.0	4	3	16	20	11	2				20	15	4	95
		10.1				10	20	28	31	31	30	11	2		163
	Daily Precip.	0.1mm	5	1	10	8	6	12	14	18	4	6	4	1	89
		10.0mm	3		2	2	1	2	6	10	1	4	1		32
		30.0mm						1	3	5		2	1		12
		80.0mm								1					1
		100.0mm								1					1
Hourly Max. Precip.	1.0mm	5		7	6	4	11	13	15	3	6	3	1	74	
	6.0mm				1	1	4	5	11	1	3	1		27	
	10.0mm						1	3	7	1	1	1		14	
	20.0mm							1				1		2	
	30.0mm														
Daily Max. Wind Speed	0.5 ~ 3.3%							1	1					2	
	3.4 ~ 7.9%	10	10	13	5	14	19	22	24	20	22	9	3	171	
	8.0 ~ 13.8%	18	17	16	23	11	9	8	6	9	8	16	25	166	
	13.9%	3	1	2	2	6	2			1	1	5	3	26	
10 - Day Summary	Mean Temp. (0.1 )	1st	42	17	41	121	168	179	243	248	212	168	121	20	
		2nd	- 12	30	71	148	198	193	289	219	195	130	50	- 23	
		3rd	- 18	33	72	157	186	213	234	225	194	120	45	24	
	Mean Max. Temp. (0.1 )	1st	82	55	93	174	223	223	285	278	260	208	178	64	
		2nd	32	84	126	209	250	238	339	244	247	179	100	26	
		3rd	28	85	121	218	239	251	260	273	246	179	97	65	
	Mean Min. Temp. (0.1 )	1st	- 1	- 25	- 8	68	107	125	210	223	165	136	61	- 28	
		2nd	- 55	- 32	8	100	141	143	241	202	146	89	- 1	- 72	
		3rd	- 77	- 25	26	90	132	183	215	182	136	66	- 13	- 19	
	Mean Wind Speed (0.1%)	1st	19	21	21	21	24	23	14	15	16	16	18	22	
		2nd	21	21	19	25	27	20	18	15	21	18	22	24	
		3rd	19	21	19	27	18	17	12	14	22	21	20	22	
Total Precip. (0.1mm)	1st	285		130	250	50	335	1450	1830		800	695			
	2nd	280		20	175	115	70	60	2650	285	310				
	3rd	165	10	280	10	145	375	980	405	25	140	20	50		

		Element	1	2	3	4	5	6	7	8	9	10	11	12				
(0.1 )	Air Temp.	Mean	- 51	- 31	18	106	156	178	229	208	158	101	24	- 52	87			
		Mean Max.	3	22	85	175	227	252	272	254	228	178	73	- 8	147			
		Mean Min.	- 114	- 101	- 49	32	82	113	196	174	101	40	- 35	- 106	28			
		Highest	88	87	161	258	303	310	308	332	268	245	156	56	332			
		Date	7	28	19	30	20	18	20	5	4	8	8	23	08/05			
		Lowest	- 207	- 193	- 97	- 41	19	40	168	99	13	- 68	- 147	- 212	- 212			
		Date	25	2	15	13	2	11	6	31	29	31	27	14	12/14			
(0.1mm)	Precip.	00~24h Total	150	145	225	615	355	805	4875	3530	295	470	395	75	11935			
		Highest. 1	Daily	70	60	130	170	145	195	1125	575	175	220	295	55	1125		
			Date	27	17	31	18	23	9	8	10	19	11	3	24	07/08		
			Hourly	30	30	35	50	90	110	420	405	105	55	90	10	420		
		Date	27	17	26	18	13	9	21	24	19	11	3	24	07/21			
(0.1%)	Wind	Mean Speed	28	27	22	32	28	18	20	16	17	13	33	35	24			
		Highest Gust Speed	179	193	160	190	221	148	136	202	153	133	215	167	221			
		* Dir.	WSW	WSW	W	SW	WSW	W	SW	SW	WSW	SW	SW	W	WSW			
		Date	11	16	9	14	6	9	21	24	28	31	10	31	05/06			
(0.1%)	Wind Directions Only	Hourly Occurrence Maximum Speed	NNE	16	14	23	16	30	27	25	32	37	26	16	12	37		
			NE	33	12	46	47	29	59	44	37	37	50	18	19	59		
			ENE	25	14	44	48	51	45	38	40	46	49	40	8	51		
			E	20	18	39	32	45	45	28	30	38	33	26	17	45		
			ESE	14	22	20	52	25	31	33	35	33	28	21	18	52		
			SE	19	26	23	29	19	22	20	22	15	25	24	16	29		
			SSE	19	16	31	22	19	22	18	23	14	21	14	28	31		
			S	36	22	38	22	41	21	24	28	31	34	28	30	41		
			SSW	46	46	40	50	37	36	46	26	46	24	46	50	50		
			SW	83	64	59	83	95	55	71	76	62	59	77	65	95		
			WSW	90	113	90	95	98	85	61	72	73	64	85	79	113		
			W	94	85	75	83	89	53	74	49	66	52	90	98	98		
			WNW	53	63	41	68	42	49	23	46	51	49	56	68	68		
			NW	34	55	57	51	59	45	54	50	9	37	81	53	81		
			NNW	14	32	27	40	13	33	18	14	15	11	27	23	40		
			N	10	14	18	64	16	21	32	21	19	23	11	8	64		
			(0.1%)	Hourly Occurrence Percentage	CALM	133	106	181	89	141	189	148	219	243	267	43	48	151
					NNE	7	13	23	14	17	17	19	40	36	28	3	7	19
					NE	26	18	46	39	23	58	50	74	42	95	17	7	41
					ENE	20	12	69	39	52	100	66	85	71	83	11	4	51
E	20	25			28	24	40	67	34	60	60	34	14	9	35			
ESE	13	10			16	18	16	25	23	23	18	20	15	13	18			
SE	26	13			13	11	8	11	13	15	17	23	22	12	15			
SSE	23	19			19	14	7	15	28	16	21	24	15	15	18			
S	26	22			17	24	15	10	20	23	11	44	14	17	20			
SSW	38	61			36	31	23	38	46	40	47	51	58	52	43			
SW	149	159			99	144	172	97	160	99	113	90	177	160	135			
WSW	233	244			149	325	281	158	258	144	158	97	350	353	229			
W	205	201			180	130	121	117	65	81	86	58	192	238	139			
WNW	43	49	56	43	38	33	11	23	31	39	46	40	38					
NW	16	24	35	28	17	42	13	20	10	16	10	9	20					
NNW	13	12	12	17	16	11	17	16	24	13	8	8	14					
N	9	10	19	11	12	13	30	22	13	16	4	5	14					

Element		1	2	3	4	5	6	7	8	9	10	11	12			
Number of Days With Classified	Daily Max. Temp.	0.0	17	5									1	17	40	
		0.1 ~ 10.0	14	23	21	1							20	14	93	
		10.1 ~ 20.0			10	23	8	1				3	23	9	77	
		20.1 ~ 30.0				6	22	28	27	26	27	8				144
		30.1					1	1	4	5						11
	Daily Mean Temp.	- 5.0	16	6											16	38
		- 4.9 ~ 0.0	9	19	7									13	11	59
		0.1 ~ 10.0	6	3	24	11							17	14	4	79
		10.1 ~ 20.0				19	28	19		12	30	14	3			125
		20.1					3	11	31	19						64
	Daily Min. Temp.	- 15.0	10	3											7	20
		- 14.9 ~ - 5.0	15	21	18							2	14	20	90	
		- 4.9 ~ 0.0	6	3	12	9						4	8	2	44	
		0.1 ~ 10.0		1	1	19	22	12		1	15	20	8	2	101	
		10.1				2	9	18	31	30	15	5				110
	Daily Precip.	0.1mm	5	5	6	9	7	11	18	15	6	5	7	3	97	
		10.0mm			1	2	2	4	10	8	1	2	1		31	
		30.0mm							6	5					11	
		80.0mm							1						1	
		100.0mm							1						1	
	Hourly Max. Precip.	1.0mm	3	4	3	9	5	10	17	14	3	4	3	1	76	
6.0mm						2	2	10	10	1		1		26		
10.0mm							1	7	6	1				15		
20.0mm								3	1					4		
30.0mm								2	1					3		
Daily Max. Wind Speed	0.5 ~ 3.3%	2	1					1	1				1	6		
	3.4 ~ 7.9%	8	4	13	2	8	15	11	21	16	22			120		
	8.0 ~ 13.8%	16	21	16	17	17	13	19	6	11	9	24	25	194		
	13.9%	5	2	2	11	6	2		3	3		6	5	45		
10 - Day Summary	Mean Temp. (0.1 )	1st	- 1	- 48	- 1	85	152	151	225	234	174	137	82	- 34		
		2nd	- 71	- 24	27	108	155	179	245	199	152	96	- 2	- 93		
		3rd	- 78	- 17	26	124	161	205	219	193	149	72	- 9	- 30		
	Mean Max. Temp. (0.1 )	1st	42	2	50	154	227	225	270	292	246	194	136	6		
		2nd	- 10	29	115	173	220	262	288	230	219	176	48	- 39		
		3rd	- 20	41	90	197	235	270	258	241	221	166	37	9		
	Mean Min. Temp. (0.1 )	1st	- 49	- 117	- 52	9	74	85	191	195	123	92	22	- 89		
		2nd	- 132	- 101	- 60	43	89	103	204	179	93	39	- 59	- 152		
		3rd	- 156	- 82	- 35	44	84	151	193	150	87	- 5	- 67	- 81		
	Mean Wind Speed (0.1%)	1st	26	26	32	21	32	22	21	12	12	13	31	34		
		2nd	32	34	17	39	32	18	26	11	18	11	33	35		
		3rd	27	20	17	37	22	15	13	23	20	16	35	35		
Total Precip. (0.1mm)	1st	10	5	10	295	20	505	2795	845	5	200	375	20			
	2nd		120		310	175	5	95	1385	275	220	5				
	3rd	140	20	215	10	160	295	1985	1300	15	50	15	55			

Element		1	2	3	4	5	6	7	8	9	10	11	12				
(0.1 )	Air Temp.	Mean	- 54	- 35	21	108	158	195	241	220	164	109	15	- 62	90		
		Mean Max.	20	37	104	192	245	278	290	276	250	198	85	1	165		
		Mean Min.	- 121	- 105	- 51	24	77	121	207	182	101	44	- 53	- 129	25		
		Highest	100	108	177	266	295	335	328	337	281	267	169	82	337		
		Date	8	28	19	30	20	23	14	5	8	2	8	23	08/05		
		Lowest	- 197	- 166	- 107	- 42	20	46	166	103	21	- 64	- 123	- 219	- 219		
		Date	25	2	9	2	6	11	1	30	29	31	21	14	12/14		
(0.1mm)	Precip.	00~24h Total	110	130	205	670	335	405	4870	4405	290	175	350	160	12105		
		Highest. 1	Daily	65	75	85	230	140	125	1160	935	175	85	130	70	1160	
			Date	27	17	31	5	13	7	10	10	11	11	3	24	07/10	
			Hourly	40	40	35	70	135	80	365	400	90	40	125	20	400	
(0.1%)	Wind	Date	27	17	31	18	13	13	23	24	19	11	3	24	08/24		
		Mean Speed	9	10	9	13	11	10	7	8	8	7	10	9	9		
		Highest Gust Speed	93	182	123	114	125	94	91	130	211	92	112	102	211		
		Dir.	SW	SW	E	SSW	WSW	SW	SW	W	S	NE	SW	SW	S		
(0.1%)	Wind Directions Only	Date	12	1	12	14	6	9	14	15	19	19	10	11	09/19		
		Hourly Occurrence Maximum Speed	24	22	41	34	31	34	27	23	37	30	21	19	41		
		NNE	13	26	31	20	20	32	21	14	17	29	21	22	32		
		NE	13	23	21	25	15	20	18	15	11	22	16	19	25		
		ENE	9	8	28	21	12	23	15	14	20	18	20	17	28		
		E	11	14	15	27	23	25	15	20	21	17	31	13	31		
		ESE	13	20	19	29	26	21	21	24	24	23	16	20	29		
		SE	25	21	28	39	23	24	18	30	35	29	21	13	39		
		SSE	27	24	29	38	36	30	17	32	25	28	26	21	38		
		S	37	38	42	59	44	35	38	47	40	35	58	34	59		
		SSW	34	37	37	47	57	30	27	34	31	37	43	38	57		
		SW	24	30	24	31	25	29	21	16	23	25	30	29	31		
		WSW	26	17	26	28	24	18	14	11	6	11	35	18	35		
		W	18	16	21	26	15	16	21	12		6	19	28	28		
		WNW	17	23	17	30	27	13	13	14	9	11	26	25	30		
		NW	27	23	18	23	21	23	17	18	11	13	19	23	27		
		NNW	21	25	22	24	26	24	20	17	19	17	29	21	29		
		(0.1%)	Hourly Occurrence Percentage	CALM	366	353	398	243	273	286	429	368	413	446	285	331	350
				NNE	83	83	105	124	89	90	89	87	90	81	132	73	94
				NE	8	13	19	18	19	24	28	16	18	19	26	24	19
ENE	4			12	9	17	7	17	11	11	7	4	11	7	10		
E	9			4	9	15	17	24	16	17	18	9	13	7	13		
ESE	7			4	5	14	13	35	19	31	17	15	8	11	15		
SE	12			16	27	36	35	46	40	52	53	52	26	11	34		
SSE	35			31	35	49	34	44	40	63	51	62	22	19	41		
S	52			49	48	39	36	49	24	50	54	51	35	40	44		
SSW	89			100	82	85	117	86	74	55	83	71	115	140	91		
SW	108			122	91	150	116	71	46	58	44	44	96	97	87		
WSW	27			31	24	18	20	15	13	27	10	12	31	44	23		
W	13			10	9	15	13	8	5	8	3	8	11	15	10		
WNW	16			9	15	17	11	11	11	5		8	18	16	11		
NW	17	21	15	19	11	6	9	9	7	7	8	24	13				
NNW	50	51	30	33	40	38	38	42	29	24	42	55	39				
N	102	89	78	107	149	151	108	99	103	86	120	87	107				

Element		1	2	3	4	5	6	7	8	9	10	11	12			
Number of Days With Classified	Daily Max. Temp.	0.0	12	4										14	30	
		0.1 ~ 10.0	19	23	13									19	17	91
		10.1 ~ 20.0		1	18	16	4	1				18	11			69
		20.1 ~ 30.0				14	27	18	19	22	30	13				143
		30.1						11	12	9						32
	Daily Mean Temp.	- 5.0	17	8									3	18	46	
		- 4.9 ~ 0.0	10	17	6								12	11	56	
		0.1 ~ 10.0	4	3	25	10						13	11	2	68	
		10.1 ~ 20.0				20	31	15		6	30	18	4		124	
		20.1						15	31	25					71	
	Daily Min. Temp.	- 15.0	13	2										12	27	
		- 14.9 ~ - 5.0	15	24	17							2	16	15	89	
		- 4.9 ~ 0.0	3	2	12	10						4	10	4	45	
		0.1 ~ 10.0			2	20	24	8			12	19	4		89	
		10.1					7	22	31	31	18	6			115	
	Daily Precip.	0.1mm	3	4	7	8	5	7	17	12	5	5	7	5	85	
		10.0mm				2	2	1	10	6	1		2		24	
		30.0mm							6	6					12	
		80.0mm							1	2					3	
		100.0mm							1						1	
Hourly Max. Precip.	1.0mm	3	4	4	5	4	6	16	11	2	5	4	2	66		
	6.0mm				1	2	1	10	6	2		2		24		
	10.0mm					1		9	6			1		17		
	20.0mm							3	3					6		
	30.0mm							1	3					4		
Daily Max. Wind Speed	0.5 ~ 3.3%	2	2	1			1	4	2	1			3	16		
	3.4 ~ 7.9%	24	19	20	12	23	22	25	25	26	29	23	21	269		
	8.0 ~ 13.8%	5	6	10	18	8	7	2	4	2	2	7	7	78		
	13.9%		1								1			2		
10 - Day Summary	Mean Temp. (0.1 )	1st	- 4	- 52	- 4	96	153	169	236	250	181	152	76	- 44		
		2nd	- 73	- 33	32	110	153	195	246	218	160	100	- 11	- 105		
		3rd	- 81	- 15	33	117	167	220	242	195	152	77	- 21	- 39		
	Mean Max. Temp. (0.1 )	1st	69	11	70	175	243	246	289	313	260	223	153	22		
		2nd	- 1	46	133	188	232	290	301	260	245	189	54	- 36		
		3rd	- 4	58	107	213	258	299	281	256	244	183	48	15		
	Mean Min. Temp. (0.1 )	1st	- 66	- 114	- 71	22	68	92	200	206	128	105	1	- 109		
		2nd	- 138	- 114	- 55	36	78	109	206	190	94	34	- 76	- 182		
		3rd	- 156	- 84	- 29	14	84	161	214	152	82	- 2	- 85	- 98		
	Mean Wind Speed (0.1%)	1st	8	9	11	11	12	12	7	7	6	6	10	9		
		2nd	10	11	8	14	13	10	7	8	10	7	11	10		
		3rd	9	9	8	14	9	9	6	8	8	9	9	8		
Total Precip. (0.1mm)	1st			15	325	90	235	3525	975	10	90	255	70			
	2nd		110	10	345	140	80	270	1720	270	85	20	10			
	3rd	110	20	180		105	90	1075	1710	10		75	80			

Element		1	2	3	4	5	6	7	8	9	10	11	12				
(0.1 )	Air Temp.	Mean	- 7	18	55	142	186	192	250	221	189	129	61	- 3	119		
	Mean Max.	40	68	109	201	243	246	289	256	244	184	117	42	170			
	Mean Min.	- 52	- 35	4	81	129	143	217	192	139	88	8	- 46	72			
	Highest	102	146	183	288	326	311	348	306	293	242	193	110	348			
	Date	3	16	30	30	19	30	13	22	8	9	8	23	07/13			
	Lowest	- 123	- 77	- 34	5	66	90	179	141	84	5	- 52	- 110	- 123			
	Date	25	10	3	2	2	4	5	31	29	31	19	17	01/25			
(0.1mm)	Precip.	00~24h Total	510	45	645	680	295	900	3335	5185	1410	1125	375	105	14610		
		Highest. 1 Daily	185	25	215	210	140	285	815	1030	810	410	170	95	1030		
	Hourly	50	10	95	65	120	150	285	245	220	85	55	25	285			
	Date	20	22	2	17	13	26	22	11	27	11	3	24	07/22			
(0.1%)	Wind	Mean Speed	17	19	15	19	18	13	11	8	11	10	16	21	15		
		Highest Gust Speed	196	193	156	197	213	185	127	110	168	134	191	189	213		
		Dir.	ENE	ESE	ENE	ESE	ESE	ESE	ENE	ENE	ENE	ESE	ENE	ESE	ESE		
(0.1%)	Wind Directions Only	Date	12	2	8	14	14	9	2	30	30	22	10	16	05/14		
		Hourly Occurrence Maximum Speed		31	28		22	12	19	23			8	17	31		
		NNE		28	12		27	23	22	19	17		29	36	36		
		NE	48	43	52	47	39	31	31	30	27	27	35	45	52		
		ENE	54	63	58	52	53	44	33	30	37	29	56	54	63		
		E	58	50	36	57	52	53	34	25	39	52	47	65	65		
		ESE	28	26	26	27	31	9	12	20	14	19	13	22	31		
		SE		14			32		13	14	32	30	19	33	33		
		SSE		15		32		6	14	11	24	14	10	14	32		
		S	28	14	16	12	11	15	11	16	28	17	11	13	28		
		SSW	44	41	16	33	26	16	19	16	24	13	25	19	44		
		SW	43	28	18	49	28	38	26	18	10	18	41	41	49		
		WSW	50	63	40	29	33	33	30	16	24	9	37	47	63		
		W	41	57	31		34	32	27	18	34		30	37	57		
		WNW	30	25	34	27	15		20	9	20		22	33	34		
		NW	30	30		6		16		7			18	30	30		
		NNW	25	33	23	28	25	4	14	14	4	7	12	25	33		
		N	82	42	79	71	92	188	218	269	149	170	47	43	121		
		(0.1%)	Hourly Occurrence Percentage	CALM		7	3		1	3	8	9			1	3	3
				NNE		6	1		3	6	8	24	1		3	5	5
NE	94			91	137	153	135	192	117	104	61	89	88	99	113		
ENE	359			378	410	464	464	321	305	192	293	240	399	488	359		
E	280			238	302	257	260	235	180	131	409	440	285	243	272		
ESE	5			12	1	1	4	1	8	17	11	3	4	3	6		
SE				3			1		8	5	7	5	1	4	3		
SSE				3		4		3	9	8	7	3	4	1	4		
S	8			7	5	1	3	7	16	31	11	4	15	3	9		
SSW	30			31	19	10	7	4	24	71	17	27	45	8	24		
SW	60			63	20	19	8	15	34	74	7	13	54	20	32		
WSW	55			64	8	13	15	15	39	32	21	5	31	47	29		
W	15			42	8		4	10	19	12	4		17	17	12		
WNW	8			4	4	3	1		5	7	1		3	8	4		
NW	1			4		1		1		3			1	5	1		
NNW	3	4	1	3	3		1	9		1	1	1	2				



Element		1	2	3	4	5	6	7	8	9	10	11	12			
Number of Days With Classified	Daily Max. Temp.	0.0	5	1										3	9	
		0.1 ~ 10.0	24	23	12	1							12	26	98	
		10.1 ~ 20.0	2	4	19	13	5	3				1	24	18	2	91
		20.1 ~ 30.0				16	24	25	17	29	29	7				147
		30.1					2	2	14	2						20
	Daily Mean Temp.	- 5.0	5												4	9
		- 4.9 ~ 0.0	12	8									2	13	35	
		0.1 ~ 10.0	14	20	27	5						4	21	14	105	
		10.1 ~ 20.0			4	23	20	15		4	22	27	7		122	
		20.1				2	11	15	31	27	8				94	
	Daily Min. Temp.	- 15.0												1	12	35
		- 14.9 ~ - 5.0	16	6										14	17	80
		- 4.9 ~ 0.0	13	19	17									14	17	80
		0.1 ~ 10.0	2	3	14	21	8	3			1	21	14	2	89	
		10.1				9	23	27	31	31	29	10	1		161	
	Daily Precip.	0.1mm	8	3	10	8	6	13	16	19	5	10	4	2	104	
		10.0mm	2		3	4	1	3	10	14	4	3	2		46	
		30.0mm							4	5	1	1			11	
		80.0mm							1	1	1				3	
		100.0mm								1					1	
Hourly Max. Precip.	1.0mm	7	2	6	7	4	11	15	17	5	7	4	1	86		
	6.0mm			1	1	1	3	10	11	2	2			31		
	10.0mm					1	1	7	9	2				20		
	20.0mm							2	3	1				6		
	30.0mm															
Daily Max. Wind Speed	0.5 ~ 3.3%							1	3					4		
	3.4 ~ 7.9%	13	9	14	5	15	22	20	24	21	24	5	2	174		
	8.0 ~ 13.8%	12	16	15	17	8	7	10	4	8	7	16	20	140		
	13.9%	6	3	2	8	8	1			1		9	9	47		
10 - Day Summary	Mean Temp. (0.1 )	1st	33	5	35	122	172	173	240	239	200	160	113	6		
		2nd	- 20	25	65	145	201	192	284	209	184	121	39	- 32		
		3rd	- 32	24	64	159	186	211	227	215	182	109	32	14		
	Mean Max. Temp. (0.1 )	1st	75	51	86	175	228	230	283	273	258	203	171	51		
		2nd	25	78	125	206	255	248	332	229	237	171	94	15		
		3rd	23	78	115	222	246	260	254	265	239	178	85	59		
	Mean Min. Temp. (0.1 )	1st	- 7	- 41	- 14	68	114	118	211	212	153	130	54	- 34		
		2nd	- 60	- 38	5	92	142	136	235	191	139	82	- 9	- 75		
		3rd	- 85	- 25	18	83	132	175	207	175	125	56	- 20	- 30		
	Mean Wind Speed (0.1%)	1st	16	20	18	17	20	15	11	8	10	8	15	20		
		2nd	20	19	14	21	23	13	16	7	12	9	18	23		
		3rd	15	17	13	19	12	10	7	10	12	12	16	20		
	Total Precip. (0.1mm)	1st	155		235	325	45	490	1495	1265		590	350	10		
		2nd	185	20	15	350	140	85	145	3180	545	420				
		3rd	170	25	395	5	110	325	1695	740	865	115	25	95		

	Element	1	2	3	4	5	6	7	8	9	10	11	12				
(0.1 )	Air Temp.	Mean	- 2	21	62	143	187	198	252	234	201	143	70	3	126		
		Mean Max.	54	79	116	198	242	243	293	272	254	194	129	57	178		
		Mean Min.	- 59	- 39	8	87	135	156	218	202	145	99	7	- 58	75		
		Highest	113	150	185	305	344	305	354	323	295	243	207	133	354		
		Date	7	28	30	30	19	8	12	22	8	1	2	3	07/12		
		Lowest	- 160	- 93	- 40	11	89	97	192	144	88	19	- 56	- 129	- 160		
		Date	23	11	8	2	2	2	5	31	29	31	24	17	01/23		
(0.1mm)	Precip.	00~24h Total	260	30	590	580	210	640	2880	4420	560	1420	500	130	12220		
		Highest. 1	120	30	185	225	75	155	635	810	180	450	225	120	810		
	Daily	Date	5	22	21	17	23	1	22	15	11	10	4	24	08/15		
		Hourly	30	15	85	70	60	100	175	245	115	175	80	35	245		
(0.1%)	Wind	Date	5	22	21	17	13	1	22	24	19	10	4	24	08/24		
		Mean Speed	21	21	20	29	24	20	16	15	19	18	23	23	21		
		Highest Gust Speed	169	149	120	165	170	144	106	109	130	125	158	150	170		
		Dir.	W	SSW	NW	WSW	WSW	WNW	SSW	W	N	ENE	W	WNW	WSW		
(0.1%)	Hourly Occurrence Maximum Speed	Date	27	16	9	30	6	9	8	24	19	22	10	16	05/06		
		NNE	40	62	48	49	44	43	29	34	34	55	32	34	62		
		NE	37	31	37	37	37	34	28	35	62	53	29	40	62		
		ENE	27	41	60	41	39	40	30	39	57	83	32	29	83		
(0.1%)	Hourly Occurrence Percentage	E	32	41	43	48	41	47	34	44	45	35	35	46	48		
		ESE	41	50	48	67	64	55	46	55	51	42	36	36	67		
		SE	51	48	62	80	72	54	49	50	60	63	40	48	80		
		SSE	43	37	48	72	57	58	53	42	46	62	52	46	72		
		S	80	84	35	74	71	32	33	52	52	62	74	60	84		
		SSW	117	76	49	97	96	71	67	53	50	69	75	61	117		
		SW	82	87	53	65	47	69	51	49	43	28	63	47	87		
		WSW	103	63	71	108	87	84	26	60	31	21	106	83	108		
		W	47	48	49	102	93	84	39	50	22	19	85	76	102		
		WNW	78	81	48	62	78	64	18	27	50	17	86	86	86		
		NW	62	75	61	53	51	45	22	29	41	46	73	74	75		
		NNW	60	62	47	68	48	63	37	35	48	57	69	75	75		
		N	70	73	55	55	66	47	36	35	39	66	56	53	73		
		(0.1%)	Hourly Occurrence Percentage	CALM	26	21	22	31	38	76	89	77	39	28	6	8	38
				NNE	20	28	17	15	30	28	20	28	13	46	28	23	25
				NE	23	22	28	18	39	38	20	30	38	52	18	16	29
ENE	11			36	42	53	67	56	56	58	35	48	39	12	43		
E	26			37	60	67	81	117	77	90	78	55	36	28	63		
ESE	32			30	43	75	105	113	90	58	74	23	28	40	59		
SE	38			22	62	78	78	81	91	39	56	23	21	35	52		
SSE	19			37	32	46	40	29	46	19	22	13	26	44	31		
S	46			39	15	47	22	28	24	26	26	15	33	51	31		
SSW	46			74	32	64	34	50	48	47	36	34	54	101	51		
SW	87			107	97	106	65	53	87	89	99	86	86	104	89		
WSW	153			198	202	108	93	83	95	151	240	220	229	159	161		
W	191			116	120	85	98	83	66	94	114	130	128	133	113		
WNW	74			86	81	71	63	42	38	52	38	48	82	86	63		
NW	87			60	67	56	43	33	36	70	40	63	94	96	62		
NNW	79			51	46	49	43	50	69	38	36	74	57	44	53		
N	43	36	35	33	63	42	47	36	18	40	35	19	37				

Element		1	2	3	4	5	6	7	8	9	10	11	12			
Number of Days With Classified	Daily Max. Temp.	0.0	3											1	4	
		0.1 ~ 10.0	24	20	8	1							10	27	90	
		10.1 ~ 20.0	4	8	23	16	7	1				21	16	3	99	
		20.1 ~ 30.0				12	19	27	18	23	30	10	4		143	
		30.1				1	5	2	13	8					29	
	Daily Mean Temp.	- 5.0	6												2	8
		- 4.9 ~ 0.0	7	5											13	25
		0.1 ~ 10.0	18	23	29	3						2	22	16	113	
		10.1 ~ 20.0			2	24	20	14		3	18	28	8		117	
		20.1				3	11	16	31	28	12	1			102	
	Daily Min. Temp.	- 15.0	1													1
		- 14.9 ~ - 5.0	15	10									1	21	47	
		- 4.9 ~ 0.0	10	16	14								14	9	63	
		0.1 ~ 10.0	5	2	17	22	4	1			1	18	14	1	85	
		10.1				8	27	29	31	31	29	13	1		169	
	Daily Precip.	0.1mm	7	1	9	7	6	13	14	18	5	9	4	2	95	
		10.0mm	1		3	2		2	9	13	2	5	2	1	40	
		30.0mm							4	5		2			11	
		80.0mm								1					1	
		100.0mm														
Hourly Max. Precip.	1.0mm	4	1	7	7	5	10	13	17	5	6	4	1	80		
	6.0mm			2	1	1	2	9	11	1	4	1		32		
	10.0mm						1	7	8	1	2			19		
	20.0mm								4					4		
	30.0mm															
Daily Max. Wind Speed	0.5 ~ 3.3%								1	1				2		
	3.4 ~ 7.9%	16	16	15	8	16	20	26	27	19	20	11	10	204		
	8.0 ~ 13.8%	12	10	16	19	12	9	5	3	10	11	17	18	142		
	13.9%	3	2		3	3	1					2	3	17		
10 - Day Summary	Mean Temp.	1st	39	7	42	120	174	183	242	252	212	171	120	13		
		2nd	- 12	25	74	149	199	196	277	222	196	136	48	- 23		
		3rd	- 30	33	70	161	188	216	238	228	195	124	43	16		
	Mean Max. Temp.	1st	89	64	97	171	226	232	286	284	265	211	182	68		
		2nd	39	86	131	205	255	243	331	248	250	183	103	30		
		3rd	36	90	120	219	246	253	265	284	249	188	102	71		
	Mean Min. Temp.	1st	- 3	- 48	- 10	69	123	130	209	224	160	136	53	- 49		
		2nd	- 62	- 40	12	98	138	149	230	203	142	92	- 11	- 84		
		3rd	- 108	- 28	22	95	144	189	217	181	133	71	- 23	- 42		
	Mean Wind Speed	1st	20	19	21	22	27	24	16	14	16	18	21	23		
		2nd	26	25	20	34	27	19	17	14	20	16	24	26		
		3rd	18	20	21	32	19	18	15	17	21	20	23	20		
Total Precip.	1st	155		165	295	40	440	1210	870		705	475	10			
	2nd			35	285	70	35	220	2675	405	400					
	3rd	105	30	390		100	165	1450	875	155	315	25	120			

		Element	1	2	3	4	5	6	7	8	9	10	11	12					
(0.1 )	Air Temp.	Mean	- 45	- 25	36	121	175	212	253	236	184	128	26	- 55	104				
		Mean Max.	28	50	118	206	258	291	302	288	259	208	100	11	177				
		Mean Min.	- 108	- 99	- 35	40	94	140	219	199	130	75	- 36	- 116	42				
		Highest	101	122	190	289	301	348	346	366	299	267	183	83	366				
		Date	8	28	19	30	3	23	6	5	4	7	8	23	08/05				
		Lowest	- 201	- 181	- 93	- 23	32	70	178	132	40	- 48	- 116	- 213	- 213				
		Date	24	2	8	13	7	4	1	27	29	31	19	13	12/13				
(0.1mm)	Precip.	00~24h Total	110	95	225	410	365	660	4720	3540	335	350	305	235	11350				
		Highest. 1 Daily	65	45	105	120	155	235	1145	815	160	215	180	130	1145				
		Date	29	17	31	5	12	27	10	24	19	11	25	24	07/10				
		Hourly	20	25	30	35	155	230	365	660	145	65	75	35	660				
		Date	27	17	31	18	12	27	11	24	19	11	25	24	08/24				
(0.1%)	Wind	Mean Speed	14	15	16	20	17	18	13	16	14	14	13	13	15				
		Highest Gust Speed	124	122	135	148	157	125	93	94	121	109	201	130	201				
		Dir.	SSW	S	S	SSW	S	NNE	N	S	SSE	N	SW	S	SW				
		Date	12	9	9	28	6	1	4	24	19	22	15	11	11/15				
(0.1%)	Wind Directions Only	Hourly Occurrence Maximum Speed	NNE	46	30	44	47	37	49	47	47	46	51	20	9	51			
			NE	31	33	32	31	25	34	32	22	27	41	17	13	41			
			ENE	11	19	24	25	22	19	16	22	15	20	20	14	25			
			E	16	18	11	10	15	16	11	12	19	19	17	10	19			
			ESE	12	9	28	8	38	13	16	26	11	12	32	10	38			
			SE	24	22	22	9	21	20	27	12	8	11	8	11	27			
			SSE	51	28	35	54	27	27	15	27	22	20	60	10	60			
			S	66	66	53	75	61	67	52	48	48	47	61	67	75			
			SSW	62	57	61	65	71	48	40	52	56	52	57	58	71			
			SW	51	30	59	61	62	37	26	21	32	54	29	44	62			
			WSW	13	25	19	32	25	5	21	15	16	16	18	20	32			
			W			12	14	5	25	13	7	16	8	5	7	25			
			WNW			7	6		15	13	16	21	16	6	9	21			
			NW			25	28	20	19	9	12	19	16	6	6	28			
			NNW	10		11	29	11	17	41	32	32	19	17	9	41			
			N	39	44	36	37	30	49	43	43	40	50	10	26	50			
			(0.1%)	Wind Directions Only	Hourly Occurrence Percentage	CALM	355	354	270	221	249	179	267	139	184	223	370	399	267
						NNE	55	34	98	103	62	219	130	297	196	215	35	26	123
NE	15	16				39	40	42	42	27	58	64	51	18	19	36			
ENE	11	25				30	31	35	29	22	28	46	31	25	24	28			
E	12	15				16	21	30	25	23	20	43	44	15	11	23			
ESE	7	12				16	4	27	14	22	24	15	26	13	7	16			
SE	12	7				7	8	19	13	7	14	13	19	8	5	11			
SSE	15	16				22	18	30	24	12	31	19	22	10	16	20			
S	202	246				195	171	184	178	198	101	143	121	189	180	175			
SSW	242	202				206	228	234	136	155	76	93	89	213	207	173			
SW	30	40				44	57	56	44	38	8	28	27	43	55	39			
WSW	7	7				12	18	7	1	12	11	4	5	13	9	9			
W						1	6	1	3	7	4	6	3	3	4	3			
WNW						1	1		3	1	3	4	5	1	3	2			
NW						5	11	1	6	3	5	4	5	1	1	4			
NNW	7					13	11	5	7	13	23	21	13	28	9	13			
N	32	24	24	51	19	78	65	157	117	101	14	23	59						

Element		1	2	3	4	5	6	7	8	9	10	11	12		
Number of Days With Classified	Daily Max. Temp.	0.0	10	2										14	26
		0.1 ~ 10.0	19	23	11								14	17	84
		10.1 ~ 20.0	2	3	20	12	1	1				14	16		69
		20.1 ~ 30.0				18	29	15	16	20	30	17			145
		30.1					1	14	15	11					41
	Daily Mean Temp.	-5.0	14	6										16	36
		-4.9 ~ 0.0	11	14	2								12	11	50
		0.1 ~ 10.0	6	8	29	6						7	15	3	74
		10.1 ~ 20.0				24	28	14		6	24	24	3		123
		20.1					3	16	31	25	6				81
	Daily Min. Temp.	-15.0	9	5										11	25
		-14.9 ~ -5.0	14	20	11								12	16	73
		-4.9 ~ 0.0	8	3	16	3						3	13	4	50
		0.1 ~ 10.0			4	27	18	4			4	18	5		80
		10.1					13	26	31	31	26	10			137
	Daily Precip.	0.1mm	5	5	5	8	6	7	18	17	4	6	5	7	93
		10.0mm			1	1	1	2	10	8	2	1	1	1	28
		30.0mm							4	4					8
		80.0mm							3	1					4
		100.0mm							2						2
	Hourly Max. Precip.	1.0mm	2	4	4	7	6	4	16	16	3	5	5	3	75
6.0mm						1	2	11	7	1	1	1		24	
10.0mm						1	2	8	5	1				17	
20.0mm							2	4	3					9	
30.0mm								3	1					4	
Daily Max. Wind Speed	0.5 ~ 3.3%									1			5	6	
	3.4 ~ 7.9%	23	12	16	5	13	14	27	29	22	25	17	15	218	
	8.0 ~ 13.8%	8	16	15	23	15	16	4	2	7	6	11	11	134	
	13.9%				2	3						2		7	
10 - Day Summary	Mean Temp. (0.1 )	1st	4	-46	14	108	167	185	248	265	197	169	82	-27	
		2nd	-65	-22	47	121	166	212	258	232	181	124	1	-97	
		3rd	-71	-2	47	135	189	238	253	214	173	94	-3	-40	
	Mean Max. Temp. (0.1 )	1st	74	26	88	190	256	259	301	324	270	233	163	32	
		2nd	13	55	148	203	244	302	312	275	255	199	72	-24	
		3rd	0	75	117	226	272	313	293	268	253	195	64	24	
	Mean Min. Temp. (0.1 )	1st	-46	-116	-55	36	82	114	212	224	149	129	9	-87	
		2nd	-132	-105	-43	50	95	126	222	201	125	78	-63	-175	
		3rd	-143	-70	-10	33	104	180	222	174	116	23	-56	-88	
	Mean Wind Speed (0.1%)	1st	14	15	21	17	18	19	13	14	12	16	12	15	
		2nd	15	17	14	21	19	17	14	21	17	12	15	13	
		3rd	14	15	14	22	15	18	12	12	14	13	12	12	
Total Precip. (0.1mm)	1st		5	5	225	70	200	3545	315	15	95	100	75		
	2nd	5	65		185	235	215	465	1155	315	255	25	15		
	3rd	105	25	220		60	245	710	2070	5		180	145		

		Element	1	2	3	4	5	6	7	8	9	10	11	12			
(0.1 )	Air Temp.	Mean	0	24	59	134	178	193	246	232	195	139	66	6	123		
		Mean Max.	58	81	116	198	234	237	286	267	251	190	133	62	176		
		Mean Min.	- 65	- 49	- 6	67	116	141	213	202	135	89	- 8	- 58	65		
		Highest	122	155	187	316	332	301	339	311	295	245	213	133	339		
		Date	2	16	18	30	19	8	1	22	19	9	8	3	07/01		
		Lowest	- 150	- 121	- 44	8	57	64	183	138	63	- 13	- 70	- 108	- 150		
		Date	25	2	3	2	2	11	6	31	29	31	25	13	01/25		
(0.1mm)	Precip.	00~24h Total	745	20	340	380	165	340	3065	3410	400	1115	460	85	10525		
		Highest. 1	Daily	375	20	125	175	80	160	1010	545	150	315	315	85	1010	
	Hourly	95	10	70	45	35	85	275	380	65	100	135	25	380			
	Date	20	22	2	17	24	1	2	24	19	29	4	24	08/24			
(0.1%)	Wind	Mean Speed	19	21	18	23	22	19	15	13	15	16	18	21	18		
		Highest Gust Speed	156	170	147	155	161	129	119	99	118	135	129	136	170		
		Dir.	WSW	NNW	SE	NNE	W	WNW	SSW	SW	N	NE	WNW	WNW	NNW		
(0.1%)	Wind Directions Only	Date	27	20	18	12	6	8	1	8	27	29	20	11	02/20		
		Hourly Occurrence Maximum Speed	NNE	36	48	47	72	48	42	28	37	58	79	52	24	79	
		NE	23	26	66	44	31	38	22	36	35	71	33	21	71		
		ENE	22	35	38	43	27	40	31	35	37	40	28	26	43		
		E	27	42	42	45	50	38	33	35	36	35	31	30	50		
		ESE	29	51	46	60	42	42	38	44	43	35	33	34	60		
		SE	31	48	47	60	41	46	37	33	44	51	27	45	60		
		SSE	21	34	40	39	38	35	35	23	29	40	26	27	40		
		S	23	28	27	51	38	24	44	20	24	30	40	26	51		
		SSW	37	48	24	52	35	21	22	17	29	25	41	26	52		
		SW	63	46	51	84	55	40	36	25	48	20	66	37	84		
		WSW	67	38	46	84	86	59	40	22	35	19	54	47	86		
		W	52	48	58	55	71	50	36	13	28	16	58	60	71		
		WNW	62	55	37	66	53	37	13	19	39	35	44	66	66		
		NW	58	59	50	44	61	33	28	30	35	46	50	63	63		
		NNW	62	80	54	82	74	52	45	48	44	62	58	55	82		
		N	51	101	78	44	69	60	40	52	60	65	55	44	101		
		(0.1%)	Hourly Occurrence Percentage	CALM	70	92	143	90	105	146	164	177	190	196	99	63	128
				NNE	13	22	47	29	34	79	22	47	32	56	22	8	34
				NE	8	12	26	22	19	28	20	42	22	20	18	8	20
				ENE	11	27	26	32	23	49	20	43	47	13	17	5	26
				E	12	31	19	17	32	29	32	48	43	13	10	13	25
				ESE	23	31	32	51	47	46	48	50	64	19	28	17	38
SE	30			36	69	126	155	161	160	52	91	44	42	23	82		
SSE	28			22	35	44	50	44	65	42	39	13	21	28	36		
S	87			70	73	65	67	50	71	39	98	102	88	56	72		
SSW	78			68	90	76	63	53	59	75	120	110	97	81	81		
SW	86			82	75	82	58	31	50	81	63	62	75	83	69		
WSW	118			150	90	115	82	58	60	62	56	28	111	160	91		
W	89			101	78	60	34	17	30	34	25	19	124	153	63		
WNW	153			77	39	50	35	26	12	36	31	47	63	136	59		
NW	101			76	62	43	43	33	42	40	24	78	96	105	62		
NNW	70	57	50	61	71	79	95	65	20	82	74	39	64				
N	23	45	46	35	83	71	50	67	35	95	18	20	49				

Element		1	2	3	4	5	6	7	8	9	10	11	12		
Number of Days With Classified	Daily Max. Temp.	0.0	2											1	3
		0.1 ~ 10.0	24	20	7	1							9	26	87
		10.1 ~ 20.0	5	8	24	16	9	2				22	18	4	108
		20.1 ~ 30.0				12	21	27	18	29	30	9	3		149
		30.1				1	1	1	13	2					18
	Daily Mean Temp.	-5.0	4												4
		-4.9 ~ 0.0	12	4										13	29
		0.1 ~ 10.0	15	24	29	4						2	23	18	115
		10.1 ~ 20.0			2	24	22	16		3	19	29	7		122
		20.1				2	9	14	31	28	11				95
	Daily Min. Temp.	-15.0	1												1
		-14.9 ~ -5.0	16	12									5	21	54
		-4.9 ~ 0.0	11	15	20							1	13	8	68
		0.1 ~ 10.0	3	1	11	25	11	5			3	18	12	2	91
		10.1				5	20	25	31	31	27	12			151
	Daily Precip.	0.1mm	5	1	7	10	5	9	17	18	6	10	3	1	92
		10.0mm	3		1	1		1	6	10	1	4	2		29
		30.0mm	1						2	5		1	1		10
		80.0mm							2						2
		100.0mm							1						1
	Hourly Max. Precip.	1.0mm	5	1	5	7	3	7	16	17	6	9	3	1	80
		6.0mm	2		2			1	3	7	1	2	1		19
10.0mm								3	4		1	1		9	
20.0mm								2	1					3	
30.0mm									1					1	
Daily Max. Wind Speed	0.5 ~ 3.3%									2				2	
	3.4 ~ 7.9%	14	11	14	9	12	17	26	26	24	21	11	8	193	
	8.0 ~ 13.8%	15	16	16	17	16	13	5	5	4	10	19	23	159	
	13.9%	2	1	1	4	3								11	
10 - Day Summary	Mean Temp. (0.1 )	1st	38	12	43	113	165	180	237	249	203	167	111	16	
		2nd	-10	30	66	140	189	185	267	225	194	132	47	-19	
		3rd	-25	30	67	150	179	214	236	224	186	120	41	20	
	Mean Max. Temp. (0.1 )	1st	92	62	99	172	220	229	276	280	258	207	182	75	
		2nd	44	92	129	206	248	233	320	248	247	179	110	34	
		3rd	39	90	119	215	235	250	264	272	247	185	108	75	
	Mean Min. Temp. (0.1 )	1st	-18	-54	-18	54	102	118	206	221	147	133	36	-50	
		2nd	-68	-48	-11	82	119	128	217	207	141	85	-26	-85	
		3rd	-105	-43	9	67	126	178	214	179	117	54	-35	-39	
	Mean Wind Speed (0.1%)	1st	17	20	22	18	24	22	16	12	12	14	16	21	
		2nd	23	23	16	27	22	18	15	14	17	15	19	22	
		3rd	16	19	18	24	19	18	14	13	16	19	18	20	
Total Precip. (0.1mm)	1st	160		130	165	30	275	2210	755		530	445			
	2nd	375		75	200	45	35	300	2020	310	270				
	3rd	210	20	135	15	90	30	555	635	90	315	15	85		

		Element	1	2	3	4	5	6	7	8	9	10	11	12			
(0.1 )	Air Temp.	Mean	17	38	69	149	191	202	255	239	209	151	86	15	135		
		Mean Max.	61	88	117	213	245	241	292	273	255	192	137	66	182		
		Mean Min.	-24	-9	15	94	140	164	225	212	159	110	32	-33	90		
		Highest	123	159	169	321	345	308	354	332	300	247	218	129	354		
		Date	2	16	30	30	19	8	21	22	19	1	8	23	07/21		
		Lowest	-98	-61	-37	31	87	103	188	160	97	57	-34	-93	-98		
		Date	23	10	8	2	2	11	7	31	29	30	19	12	01/23		
(0.1mm)	Precip.	00~24h Total	665	20	395	360	245	275	2425	4225	475	1255	450	55	10845		
		Highest.	1 Daily	295	20	185	130	150	140	930	930	185	345	385	55	930	
			Date	20	22	2	17	24	1	2	11	19	29	4	24	08/11	
			Hourly	85	10	105	40	55	70	250	440	100	120	80	25	440	
(0.1%)	Wind	Mean Speed	32	36	25	35	32	24	24	17	23	20	33	37	28		
		Highest Gust Speed	168	183	150	195	201	168	135	129	126	139	183	164	201		
		Dir.	W	WSW	N	SW	SW	SW	SW	SW	NW	NNE	W	WSW	SW		
(0.1%)	Wind Directions Only	Date	12	16	13	30	6	9	1	24	17	29	10	16	05/06		
		Hourly Occurrence Maximum Speed	NNE	38	47	75	83	48	39	28	49	44	77	57	24	83	
			NE	23	37	66	37	42	31	27	30	45	68	24	25	68	
			ENE	28	18	43	53	27	29	31	43	43	46	20	29	53	
			E	36	48	48	50	53	60	48	60	45	54	41	39	60	
			ESE	42	59	64	77	71	67	66	61	64	44	45	46	77	
			SE	27	60	47	61	66	48	51	40	48	69	36	48	69	
			SSE	20	27	41	26	35	28	24	20	27	39	35	22	41	
			S	25	28	24	29	12	39	33	21	17	19	25	23	39	
			SSW	51	65	59	81	90	72	47	28	39	34	59	45	90	
			SW	95	117	83	116	112	107	81	60	76	76	114	84	117	
			WSW	78	91	70	91	112	89	63	68	60	47	98	95	112	
			W	81	56	51	71	73	42	21	35	49	20	62	74	81	
			WNN	45	56	45	43	42	33	13	32	26	31	46	65	65	
			NW	52	73	55	93	53	42	44	43	33	68	63	57	93	
			NNW	68	101	68	79	80	90	48	69	64	65	57	44	101	
			N	47	80	91	47	76	71	34	46	40	75	57	27	91	
			(0.1%)	Hourly Occurrence Percentage	CALM	49	31	89	54	86	106	108	136	74	117	28	28
		NNE			13	21	40	24	38	57	38	60	26	36	19	8	32
		NE			7	9	28	18	24	47	19	50	25	26	10	8	23
		ENE			4	4	35	36	27	39	24	36	31	23	6	5	23
		E			12	22	39	54	82	97	77	85	85	23	22	11	51
		ESE			24	24	69	140	129	129	142	58	103	31	22	5	73
		SE			11	18	28	32	16	49	46	30	26	20	13	4	24
		SSE			12	13	23	14	13	28	16	26	24	23	8	8	17
		S			16	21	35	18	17	22	20	26	36	32	18	20	24
		SSW			73	57	71	50	43	26	32	44	83	91	43	60	56
		SW			327	327	181	200	175	74	188	78	189	140	300	370	212
		WSW			202	207	116	140	99	40	73	78	104	87	244	265	138
		W			101	63	74	60	35	25	24	50	61	56	100	95	62
		WNN			73	55	50	51	20	29	22	60	36	66	58	46	47
		NW			45	46	58	51	52	74	52	56	39	83	61	51	56
		NNW			13	54	30	33	89	76	81	71	33	74	38	8	50
N	18	28	34	24	54	82	39	56	24	71	10	7	37				



Element		1	2	3	4	5	6	7	8	9	10	11	12			
Number of Days With Classified	Daily Max. Temp.	0.0	1												1	
		0.1 ~ 10.0	25	18	5	1							9	27	85	
		10.1 ~ 20.0	5	10	26	10	7	2				21	17	4	102	
		20.1 ~ 30.0				17	22	26	18	25	30	10	4			152
		30.1				2	2	2	13	6						25
	Daily Mean Temp.	- 5.0	1													1
		- 4.9 ~ 0.0	11	3										10	24	
		0.1 ~ 10.0	19	24	27	2							17	21	110	
		10.1 ~ 20.0		1	4	26	19	14			8	31	13		116	
		20.1				2	12	16	31	31	22				114	
	Daily Min. Temp.	- 15.0														
		- 14.9 ~ - 5.0	8	2										10	20	
		- 4.9 ~ 0.0	15	18	8								11	16	68	
		0.1 ~ 10.0	8	8	23	19	1				1	13	16	5	94	
		10.1				11	30	30	31	31	29	18	3		183	
	Daily Precip.	0.1mm	6	1	9	11	4	6	15	18	6	12	3	1	92	
		10.0mm	3		1	1	1	1	7	11	2	5	1		33	
		30.0mm							2	5		1	1		9	
		80.0mm							1	1					2	
		100.0mm														
Hourly Max. Precip.	1.0mm	6	1	7	8	3	4	14	19	5	8	3	1	79		
	6.0mm	1		2			1	7	9	1	3	1		25		
	10.0mm			1				3	3	1	1			9		
	20.0mm							1	2					3		
	30.0mm								1					1		
Daily Max. Wind Speed	0.5 ~ 3.3%															
	3.4 ~ 7.9%	7	5	11	2	6	13	14	20	14	17	3	3	115		
	8.0 ~ 13.8%	21	18	19	21	19	15	17	11	16	13	21	24	215		
	13.9%	3	5	1	7	6	2				1	6	4	35		
10 - Day Summary	Mean Temp.	1st	54	26	52	123	173	188	241	255	219	173	136	27		
		2nd	3	46	76	149	202	197	285	226	204	144	64	- 12		
		3rd	- 5	42	78	176	197	222	241	236	203	136	59	29		
	Mean Max. Temp.	1st	94	73	102	173	228	229	282	285	263	205	185	80		
		2nd	48	98	128	210	254	236	328	249	250	181	115	36		
		3rd	43	93	121	257	251	258	267	284	252	189	110	79		
	Mean Min. Temp.	1st	17	- 12	- 3	76	119	142	211	229	173	143	81	- 22		
		2nd	- 40	- 3	13	102	148	153	244	211	159	104	14	- 62		
		3rd	- 46	- 11	32	105	150	196	221	197	146	84	2	- 17		
	Mean Wind Speed	1st	28	35	30	28	32	27	21	16	20	18	33	37		
		2nd	28	44	21	37	37	24	34	16	24	16	33	39		
		3rd	38	29	24	39	27	21	18	20	26	26	33	35		
Total Precip.	1st	160		205	185	25	205	1650	670		665	440				
	2nd	295		80	165	70	5	255	3045	380	245					
	3rd	210	20	110	10	150	65	520	510	95	345	10	55			

2017

	Element		1	2	3	4	5	6	7	8	9	10	11	12	
(0.1 )	Air Temp.	Mean	-59	-45	14	98	150	178	229	211	159	105	11	-66	82
		Mean Max.	6	21	81	171	223	248	269	259	228	175	74	-11	145
		Mean Min.	-120	-116	-46	21	77	113	198	173	104	51	-57	-134	22
		Highest	95	90	156	245	290	304	312	334	270	232	154	49	334
		Date	7	16	19	30	20	23	6	5	26	10	8	23	08/05
		Lowest	-235	-212	-101	-38	18	54	164	97	23	-67	-122	-223	-235
		Date	24	2	8	3	8	4	26	27	29	31	21	27	01/24
(0.1mm)	Precip.	00~24h Total	135	160	210	555	325	630	5225	2300	450	380	430	160	10960
		Highest. 1	65	65	100	165	70	120	1885	570	310	180	210	110	1885
		Daily	29	17	31	18	10	7	2	24	19	11	25	24	07/02
		Date	29	17	31	18	13	1	2	24	19	11	25	24	07/02
		Hourly	15	25	15	75	65	100	415	250	300	60	80	35	415
(0.1%)	Wind	Mean Speed	17	17	15	21	20	14	13	13	13	11	18	19	16
Highest Gust Speed		142	136	132	143	144	186	130	137	138	126	145	141	186	
(0.1%)	Wind	Dir.	W	SW	W	SW	W	NNE	SW	W	NW	N	WSW	WSW	NNE
Date		22	24	8	18	6	7	3	24	19	18	15	10	06/07	
(0.1%)		Wind Directions Only	NNE	15	12	28	15	23	28	16	21	27	15	10	11
NE	20		11	11	18	21	23	29	26	29	40	16	8	40	
ENE	14		10	28	34	16	30	26	41	39	43	19	16	43	
E	45		24	52	46	41	49	38	43	47	42	18	12	52	
ESE	24		12	39	35	34	50	37	36	40	37	11	9	50	
SE	26		17	22	28	31	20	36	31	40	34	20	15	40	
SSE	27		19	32	38	38	29	19	22	31	35	29	32	38	
S	34		36	28	30	50	27	25	24	31	28	38	28	50	
SSW	45		41	30	48	38	34	27	35	37	36	33	40	48	
SW	58		55	58	72	69	56	57	67	54	46	53	60	72	
WSW	67		72	67	79	82	55	45	70	52	45	79	81	82	
W	69		59	54	75	69	61	48	38	50	39	68	70	75	
WNW	58		38	43	54	33	36	25	28	34	32	56	70	70	
NW	34		44	39	43	37	37	20	29	66	32	45	53	66	
NNW	8		36	41	42	27	34	23	26	13	13	37	24	42	
N	21		10	30	26	20	17	14	18	27	33	40	11	40	
(0.1%)	Wind Directions Only		NNE	360	330	353	216	241	244	254	255	249	314	286	284
NE		9	13	5	7	16	26	8	11	15	27	7	3	12	
ENE		4	15	5	18	8	13	20	31	24	27	4	7	15	
E		9	7	20	31	17	22	22	32	32	49	19	16	23	
ESE		31	30	52	68	71	124	41	126	108	112	39	28	69	
SE		12	18	22	33	38	68	28	59	50	54	11	15	34	
SSE		12	12	20	25	20	21	11	50	26	31	21	16	22	
S		16	6	15	18	27	17	31	34	17	28	15	27	21	
SSW		42	24	20	32	44	25	61	43	21	22	33	35	34	
SW		47	30	38	46	47	43	92	50	57	31	40	74	50	
WSW		126	101	77	97	77	54	115	83	54	53	126	137	92	
W		187	226	168	185	219	101	154	66	111	57	222	200	158	
WNW		81	97	89	114	105	89	57	52	71	49	90	91	82	
NW		24	27	47	29	31	31	24	28	42	32	26	31	31	
NNW		20	33	26	22	13	35	31	27	39	36	18	20	27	
N		4	19	30	31	16	42	27	23	43	35	25	9	25	
(0.1%)		N	15	12	13	28	9	46	24	30	40	44	15	7	24

Element		1	2	3	4	5	6	7	8	9	10	11	12		
Number of Days With Classified	Daily Max. Temp.	0.0	14	8	1								3	19	45
		0.1 ~ 10.0	17	20	19	1						1	16	12	86
		10.1 ~ 20.0			11	23	9	2		1	4	24	11		85
		20.1 ~ 30.0				6	22	27	29	26	26	6			142
		30.1						1	2	4					7
	Daily Mean Temp.	- 5.0	20	12									1	19	52
		- 4.9 ~ 0.0	6	14	9								15	11	55
		0.1 ~ 10.0	5	2	22	18					1	13	13	1	75
		10.1 ~ 20.0				12	31	22		8	29	18	1		121
		20.1						8	31	23					62
	Daily Min. Temp.	- 15.0	13	8										12	33
		- 14.9 ~ - 5.0	12	17	13							1	17	16	76
		- 4.9 ~ 0.0	6	3	17	10						3	10	3	52
		0.1 ~ 10.0			1	20	23	11		1	15	20	3		94
		10.1					8	19	31	30	15	7			110
	Daily Precip.	0.1mm	6	4	8	8	7	12	19	19	4	7	8	7	109
		10.0mm			1	2		2	9	7	1	1	2	1	26
		30.0mm							5	3	1				9
		80.0mm							1						1
		100.0mm							1						1
Hourly Max. Precip.	1.0mm	4	4	6	7	7	10	19	13	3	5	7	2	87	
	6.0mm				1	1	1	8	5	1	1	2		20	
	10.0mm						1	7	3	1				12	
	20.0mm							3	1	1				5	
	30.0mm							1		1				2	
Daily Max. Wind Speed	0.5 ~ 3.3%	1		1				1			1		1	5	
	3.4 ~ 7.9%	19	16	19	4	14	17	24	25	23	24	16	16	217	
	8.0 ~ 13.8%	10	12	11	24	15	12	6	6	7	6	12	13	134	
	13.9%	1			2	2	1					2	1	9	
10 - Day Summary	Mean Temp.	1st	- 4	- 68	- 7	83	145	154	224	237	172	142	64	- 46	
		2nd	- 79	- 43	24	99	141	179	232	207	159	102	- 9	- 105	
		3rd	- 90	- 17	25	112	163	201	230	193	148	73	- 21	- 49	
	Mean Max. Temp.	1st	49	- 1	51	155	220	214	268	293	242	196	135	0	
		2nd	- 14	27	110	168	212	259	277	243	221	169	50	- 34	
		3rd	- 16	41	83	189	235	270	264	241	221	161	39	0	
	Mean Min. Temp.	1st	- 53	- 143	- 60	11	68	90	192	195	119	102	- 13	- 104	
		2nd	- 135	- 124	- 52	36	79	101	196	179	103	54	- 71	- 183	
		3rd	- 168	- 73	- 27	17	85	150	204	147	89	0	- 89	- 116	
	Mean Wind Speed	1st	17	16	23	16	22	15	14	11	11	10	18	19	
		2nd	19	19	11	24	21	14	15	12	16	10	21	19	
		3rd	16	15	12	24	18	13	12	16	12	13	15	18	
Total Precip.	1st	20		40	200	85	305	3805	170	10	135	155	40		
	2nd	15	105	5	355	140	15	910	880	400	245	25			
	3rd	100	55	165		100	310	510	1250	40		250	120		

Element		1	2	3	4	5	6	7	8	9	10	11	12			
(0.1 )	Air Temp.	Mean	-41	-22	34	117	171	203	245	229	177	127	26	-49	101	
		Mean Max.	28	49	111	198	252	283	292	284	254	202	99	11	172	
		Mean Min.	-97	-86	-29	40	96	138	212	190	122	73	-33	-108	43	
		Highest	121	125	188	278	312	338	330	357	290	264	184	77	357	
		Date	8	16	30	30	29	18	6	5	25	9	8	23	08/05	
		Lowest	-190	-154	-85	-22	33	82	176	124	49	-43	-98	-181	-190	
		Date	24	2	8	3	8	4	26	27	29	31	19	13	01/24	
(0.1mm)	Precip.	00~24h Total	80	145	170	575	270	1170	4675	2720	220	270	235	165	10695	
		Highest. 1	Daily	40	60	70	175	145	365	1000	410	115	90	95	100	1000
		Date	29	22	25	6	24	27	2	15	11	1	25	24	07/02	
		Hourly	20	30	25	45	65	340	380	280	40	50	50	45	380	
(0.1%)	Wind	Mean Speed	12	13	12	15	14	13	9	10	11	11	12	12	12	
		Highest Gust Speed	138	127	128	150	136	158	100	119	106	118	127	131	158	
(0.1%)	Wind Directions Only	Dir.	WNW	NW	NNW	SSW	SSW	SSW	ENE	ESE	SSE	NW	SSW	SW	SSW	
		Date	12	20	18	23	6	9	14	11	7	29	15	19	06/09	
		NNE	19	12	34	19	15	25	12	14	31	21	18	17	34	
		NE	11	13	30	14	22	9	10	10	14	17	18	16	30	
		ENE	23	17	20	30	19	32	24	18	14	16	18	25	32	
		E	23	18	49	51	15	53	39	41	38	36	22	19	53	
		ESE	32	27	31	27	31	26	36	32	36	28	19	12	36	
		SE	30	35	20	43	33	26	27	31	35	28	30	24	43	
		SSE	29	56	32	60	52	38	31	47	36	28	44	31	60	
		S	31	31	31	68	51	29	29	33	28	30	45	25	68	
		SSW	37	30	45	63	62	36	27	31	35	22	51	30	63	
		SW	44	32	57	55	65	35	25	33	52	26	47	31	65	
		WSW	55	34	42	55	47	28	22	20	22	27	45	60	60	
		W	66	39	40	55	46	25	13	13	34	26	50	57	66	
		WNW	34	46	40	41	23	29	25	28	24	29	37	35	46	
		NW	52	56	47	48	44	44	35	37	44	43	49	47	56	
		NNW	59	54	60	54	49	45	32	35	42	53	60	58	60	
		N	27	28	39	25	31	31	25	24	23	39	24	31	39	
		(0.1%)	Hourly Occurrence Maximum Speed	CALM	262	272	265	219	221	167	349	272	235	207	268	258
NNE	17			7	24	19	19	39	12	43	53	58	22	20	28	
NE	12			12	17	13	11	17	12	19	27	31	19	12	17	
ENE	26			21	16	31	28	36	36	28	14	20	31	23	26	
E	36			33	38	35	22	53	31	42	24	44	25	32	35	
ESE	40			33	30	31	24	24	38	38	24	30	40	35	32	
SE	44			39	36	39	46	46	56	24	32	20	43	22	37	
SSE	47			54	56	74	83	64	87	56	53	36	44	35	57	
S	56			40	55	50	70	54	87	27	57	38	43	40	52	
SSW	40			34	39	58	66	29	62	40	43	27	46	42	44	
SW	97			71	60	115	116	89	50	54	67	46	58	63	74	
WSW	95			98	86	83	100	79	38	54	60	70	117	103	82	
W	39			60	70	63	49	45	20	30	46	52	54	70	50	
WNW	30			43	36	47	35	45	15	55	57	40	47	59	42	
NW	79			95	71	49	32	52	38	74	62	54	68	87	63	
NNW	55			68	58	46	43	75	38	56	76	109	53	75	63	
N	23			19	42	29	34	86	31	89	69	118	21	23	49	

Element		1	2	3	4	5	6	7	8	9	10	11	12		
Number of Days With Classified	Daily Max. Temp.	0.0	11	3										11	25
		0.1 ~ 10.0	19	23	13	1							13	20	89
		10.1 ~ 20.0	1	2	18	16	3	1				15	17		73
		20.1 ~ 30.0				13	25	16	18	22	28	16			138
		30.1					2	13	13	9					37
	Daily Mean Temp.	-5.0	13	5										13	31
		-4.9 ~ 0.0	12	15	2								11	17	57
		0.1 ~ 10.0	6	8	29	4						4	17	1	69
		10.1 ~ 20.0				26	27	15		5	24	27	2		126
		20.1					4	15	31	26	4				80
	Daily Min. Temp.	-15.0	6	1										7	14
		-14.9 ~ -5.0	19	23	10								12	22	86
		-4.9 ~ 0.0	6	4	17	4						2	13	2	48
		0.1 ~ 10.0			4	26	17	3			5	19	5		79
		10.1					13	27	31	31	23	10			135
	Daily Precip.	0.1mm	3	5	6	8	5	10	20	19	4	6	7	6	99
		10.0mm				3	1	4	10	9	1			1	29
		30.0mm						1	7	5					13
		80.0mm							1						1
		100.0mm							1						1
	Hourly Max. Precip.	1.0mm	3	2	4	7	4	8	18	17	3	6	5	2	79
6.0mm						1	3	7	8					19	
10.0mm							2	7	5					14	
20.0mm							2	7	1					10	
30.0mm							1	4						5	
Daily Max. Wind Speed	0.5 ~ 3.3%	1	2					3	3	1			2	12	
	3.4 ~ 7.9%	15	8	13	6	14	15	22	24	18	24	14	14	187	
	8.0 ~ 13.8%	15	18	18	20	16	14	6	4	9	7	16	15	158	
	13.9%				4		1							5	
10 - Day Summary	Mean Temp. (0.1 )	1st	2	-40	12	102	163	176	244	256	189	162	74	-31	
		2nd	-60	-21	43	117	161	207	247	222	176	125	6	-85	
		3rd	-63	-3	46	131	187	227	244	211	164	96	-2	-33	
	Mean Max. Temp. (0.1 )	1st	73	27	84	185	244	246	290	314	263	224	160	27	
		2nd	10	56	141	190	240	295	303	267	250	194	70	-18	
		3rd	2	67	109	221	272	309	284	274	247	189	68	24	
	Mean Min. Temp. (0.1 )	1st	-50	-96	-50	29	83	114	211	213	138	120	5	-86	
		2nd	-115	-95	-37	52	95	131	211	194	122	75	-50	-152	
		3rd	-124	-62	-4	38	111	168	214	166	103	29	-55	-89	
	Mean Wind Speed (0.1%)	1st	10	13	16	13	14	14	11	10	10	10	10	13	
		2nd	14	14	10	16	15	14	9	9	13	10	14	13	
		3rd	12	12	10	17	13	12	8	10	11	13	12	11	
Total Precip. (0.1mm)	1st		5	15	300	25	305	2855	280	10	165	55	50		
	2nd	20	80		275	100	10	1250	1190	175	105	15	5		
	3rd	60	60	155		145	855	570	1250	35		165	110		

		Element	1	2	3	4	5	6	7	8	9	10	11	12			
(0.1 )	Air Temp.	Mean	- 40	- 19	34	117	170	200	241	225	174	125	30	- 45	101		
		Mean Max.	20	43	103	192	248	278	284	275	242	194	97	10	166		
		Mean Min.	- 90	- 77	- 27	44	96	132	209	186	119	74	- 29	- 100	45		
		Highest	102	118	175	271	307	333	326	338	283	255	187	75	338		
		Date	8	16	30	30	29	18	6	5	26	10	2	30	08/05		
		Lowest	- 188	- 149	- 84	- 18	37	79	157	107	54	- 39	- 107	- 173	- 188		
		Date	24	2	8	3	8	4	27	31	29	31	19	13	01/24		
(0.1mm)	Precip.	00~24h Total	25	320	270	660	135	285	3855	1790	320	250	165	120	8195		
		Highest. 1	Daily	20	125	70	155	50	75	915	335	125	80	75	95	915	
			Date	29	20	27	17	24	7	3	23	11	2	26	24	07/03	
			Hourly	5	40	40	80	35	35	365	240	85	25	40	35	365	
(0.1%)	Wind	Date	29	20	27	18	13	24	14	24	20	2	26	24	07/14		
		Mean Speed	23	26	22	27	24	20	14	13	14	14	22	23	20		
		Highest Gust Speed	189	140	177	218	173	138	135	134	139	134	186	184	218		
		* Dir.	SW	SW	SSW	SSW	SW	SSW	SW	SSW	SSW	NNE	SW	SSW	SSW		
(0.1%)	Wind Directions Only	Date	12	20	9	14	6	6	11	24	28	22	15	11	04/14		
		Hourly Occurrence Maximum Speed	28	20	41	45	41	45	38	39	47	49	29	17	49		
		NNE	42	24	34	52	44	48	45	34	46	45	21	21	52		
		NE	40	26	32	66	16	48	42	34	32	59	17	20	66		
(0.1%)	Wind Directions Only	ENE	15	15	20	10	14	31	12	19	12	18	13	18	31		
		E	9	11	9	12	18		16	6	8	15	9	7	18		
		ESE	26	11	7	15	12	20	13	12		11	16	20	26		
		SE	22	6	26	23	23	37	21	18	23	21	23	27	37		
		SSE	60	42	54	51	44	38	43	46	45	34	64	50	64		
		S	119	93	95	95	101	78	63	70	70	65	101	94	119		
		SSW	67	76	89	96	101	75	65	57	70	65	66	79	101		
		SW	15	23	32	40	44	39	30	33	35	30	44	25	44		
		WSW	6		18	17	11	36	40	14	14	11	6	14	40		
		W			26	42	19	21	9	11		13		8	42		
		WNW	21	10	8	7	10	6	23	9		17	7	6	23		
		NW	13		6	10	26	30	21	13	8	13	9		30		
		NNW	17	4	50	48	46	27	33	41	47	52	42	8	52		
		N															
		(0.1%)	Wind Directions Only	Hourly Occurrence Percentage	191	171	151	151	255	218	424	433	419	419	286	210	278
				CALM	42	36	59	65	42	103	69	142	99	128	33	34	71
NNE	176			155	194	169	153	163	71	109	150	117	114	136	142		
NE	59			65	101	88	32	76	19	28	54	71	39	63	58		
ENE	11			12	7	10	7	10	3	8	7	15	6	11	9		
E	3			3	1	7	1		4	3	4	4	6	4	3		
ESE	3			7	1	4	3	1	1	5		1	4	8	3		
SE	5			3	9	7	8	7	7	5	6	4	8	9	7		
SSE	70			37	50	22	38	33	50	19	29	34	54	78	43		
S	370			414	261	278	222	179	188	105	113	112	361	387	248		
SSW	62			88	120	153	196	140	109	66	83	54	67	44	98		
SW	4			7	13	21	30	26	20	23	11	5	10	8	15		
WSW	1				8	4	1	8	7	5	3	3	3	1	4		
W					4	4	3	3	3	3		3		1	2		
WNW	1			1	4	1	1	3	7	1		3	1	1	2		
NW	1				3	3	3	4	5	5	1	4	1		3		
NNW	1		15	13	5	25	13	39	21	24	7	4	14				

Element		1	2	3	4	5	6	7	8	9	10	11	12			
Number of Days With Classified	Daily Max. Temp.	0.0	10	3										12	25	
		0.1 ~ 10.0	20	23	15	1							16	19	94	
		10.1 ~ 20.0	1	2	16	17	5	1				2	17	14		75
		20.1 ~ 30.0				12	24	18	20	24	28	14				140
		30.1					2	11	11	7						31
	Daily Mean Temp.	-5.0	13	6											14	33
		-4.9 ~ 0.0	10	14	3								9	14		50
		0.1 ~ 10.0	8	8	28	5						6	18	3		76
		10.1 ~ 20.0				25	27	16		5	30	25	3			131
		20.1					4	14	31	26						75
	Daily Min. Temp.	-15.0	5												4	9
		-14.9 ~ -5.0	17	22	8								12	25		84
		-4.9 ~ 0.0	8	6	19	3						2	13	2		53
		0.1 ~ 10.0	1		4	27	17	6			8	19	5			87
		10.1					14	24	31	31	22	10				132
	Daily Precip.	0.1mm	2	4	8	7	5	9	20	16	5	6	6	3		91
		10.0mm		2		5				13	7	1				28
		30.0mm							3	2						5
		80.0mm							1							1
		100.0mm														
	Hourly Max. Precip.	1.0mm		3	6	6	5	8	17	14	5	5	3	1		73
6.0mm					1			12	7	2					22	
10.0mm								7	3						10	
20.0mm								2	1						3	
30.0mm								1							1	
Daily Max. Wind Speed	0.5 ~ 3.3%							2		1	1				4	
	3.4 ~ 7.9%	15	10	10	1	10	7	22	24	21	25	13	10		168	
	8.0 ~ 13.8%	14	16	19	24	16	23	7	7	7	5	13	18		169	
	13.9%	2	2	2	5	5				1		4	3		24	
10 - Day Summary	Mean Temp.	1st	8	-37	11	101	162	173	240	248	184	159	80	-31		
		2nd	-59	-17	44	117	160	201	245	219	175	124	9	-78		
		3rd	-66	0	45	133	185	224	238	209	163	95	1	-27		
	Mean Max. Temp.	1st	65	21	72	176	238	239	283	307	251	217	158	20		
		2nd	2	51	133	186	237	292	294	259	237	185	69	-17		
		3rd	-5	61	103	214	267	302	276	262	237	181	64	24		
	Mean Min. Temp.	1st	-36	-85	-46	31	86	110	208	206	131	115	13	-87		
		2nd	-107	-87	-29	56	90	121	210	189	123	79	-46	-140		
		3rd	-125	-53	-8	45	109	166	208	166	104	31	-54	-75		
	Mean Wind Speed	1st	19	27	31	22	27	24	14	11	10	12	20	22		
		2nd	28	28	18	30	23	20	18	12	18	11	26	24		
		3rd	23	22	18	28	22	17	10	14	13	18	21	24		
Total Precip.	1st	5		55	245	35	175	1955	265	20	170	50	25			
	2nd		220	5	415	50	10	1160	580	210	80	10				
	3rd	20	100	210		50	100	740	945	90		105	95			

		Element	1	2	3	4	5	6	7	8	9	10	11	12			
(0.1 )	Air Temp.	Mean	1	4	46	100	150	193	237	239	205	152	70	5	117		
		Mean Max.	26	33	84	145	204	240	273	272	244	185	101	36	154		
		Mean Min.	-23	-22	16	65	108	155	211	213	173	124	42	-22	87		
		Highest	86	90	164	196	260	286	318	313	283	236	179	96	318		
		Date	6	28	19	29	29	25	21	6	19	8	1	3	07/21		
		Lowest	-71	-65	-28	27	69	115	172	154	118	73	-32	-74	-74		
		Date	23	10	7	1	6	3	1	31	29	31	30	11	12/11		
(0.1mm)	Precip.	00~24h Total	110	140	100	235	70	135	915	1470	60	80	120	220	3655		
		Highest. 1	Daily	40	95	80	185	65	120	260	580	35	80	45	75	580	
			Date	29	22	1	5	13	6	7	20	11	11	10	6	08/20	
			Hourly	25	25	25	30	50	25	130	230	15	50	30	60	230	
(0.1%)	Wind	Mean Speed	54	61	43	41	39	35	32	32	29	38	55	53	43		
		Highest Gust Speed	245	253	184	218	178	168	161	178	149	244	249	237	253		
(0.1%)	Wind Directions Only	Dir.	NW	NNW	NW	NW	NNW	SSW	SE	N	N	NW	NW	NNW	NNW		
		Date	30	20	2	11	25	9	10	29	19	29	17	24	02/20		
		Hourly Occurrence Maximum Speed	36	19	27	38	25	23	28	41	47	45	44	33	47		
		NNE	51	62	28	19	22	41	34	81	42	48	85	53	85		
		NE	45	42	48	39	33	43	34	72	67	39	42	59	72		
		ENE	49	52	28	64	41	59	40	76	58	56	47	61	76		
		E	56	53	62	65	77	67	72	71	46	65	65	57	77		
		ESE	42	69	60	79	86	69	87	66	55	77	69	52	87		
		SE	50	123	57	89	85	61	80	65	80	138	74	66	138		
		SSE	75	69	71	94	70	56	63	53	58	51	64	53	94		
		S	87	61	82	77	96	92	60	71	64	51	67	63	96		
		SSW	95	69	59	80	107	103	62	77	64	56	81	71	107		
		SW	66	60	71	85	96	86	50	69	59	47	99	82	99		
		WSW	60	64	60	90	87	61	21	65	64	32	82	73	90		
		W	104	71	82	89	87	73	59	73	81	58	124	101	124		
		WNW	117	94	84	114	108	63	64	49	79	77	107	107	117		
		NW	161	162	128	80	119	83	43	107	79	144	139	141	162		
		NNW	49	50	37	22	36	51	20	30	40	57	65	49	65		
		N	13	12	13	13	9	17	35	106	213	87	4	8	44		
		(0.1%)	Hourly Occurrence Percentage	CALM	20	3	3	3	4	3	3	20	18	47	14	9	12
				NNE	47	4	1	3	5	14	12	44	11	43	28	30	20
				NE	46	15	32	15	42	36	40	69	40	31	22	26	35
				ENE	46	42	24	69	79	54	71	120	68	50	18	78	60
				E	30	51	50	77	92	91	87	110	43	45	35	77	66
ESE	17			57	44	105	101	97	233	102	26	43	56	32	76		
SE	12			85	34	62	112	85	153	47	50	39	120	16	68		
SSE	27			30	54	67	127	89	137	26	56	26	50	30	60		
S	23			16	55	46	50	25	47	36	49	16	51	35	38		
SSW	26			9	19	22	28	36	11	26	43	18	43	30	26		
SW	24			18	30	48	13	57	7	17	8	24	36	44	27		
WSW	36			42	73	74	59	49	13	44	21	20	42	31	42		
W	47			61	227	257	167	189	57	83	89	53	81	40	112		
WNW	109			79	126	90	77	84	70	47	125	122	132	133	100		
NW	433			461	211	45	32	61	20	86	119	282	252	348	195		
NNW	44			16	4	3	3	13	3	16	21	52	17	34	19		



Element		1	2	3	4	5	6	7	8	9	10	11	12		
Number of Days With Classified	Daily Max. Temp.	0.0	8	5	1									6	20
		0.1 ~ 10.0	23	23	18	3							15	25	107
		10.1 ~ 20.0			12	26	11	5				23	15		92
		20.1 ~ 30.0					20	25	29	27	30	7			138
		30.1							2	4					6
	Daily Mean Temp.	- 5.0	3	1										2	6
		- 4.9 ~ 0.0	15	13	2								3	10	43
		0.1 ~ 10.0	13	14	29	15						1	18	19	109
		10.1 ~ 20.0				14	31	18		2	9	29	9		112
		20.1						12	31	29	21				93
	Daily Min. Temp.	- 15.0													
		- 14.9 ~ - 5.0	8	4										6	18
		- 4.9 ~ 0.0	15	18	7								6	18	64
		0.1 ~ 10.0	8	6	24	29	8					6	20	7	108
		10.1					23	30	31	31	30	24	4		173
	Daily Precip.	0.1mm	6	4	3	4	2	2	11	8	3	1	8	10	62
		10.0mm				1		1	5	5					12
		30.0mm								2					2
		80.0mm													
		100.0mm													
	Hourly Max. Precip.	1.0mm	4	3	2	4	1	2	10	6	1	1	4	7	45
6.0mm								4	4				1	9	
10.0mm								1	4					5	
20.0mm									1					1	
30.0mm															
Daily Max. Wind Speed	0.5 ~ 3.3%							1						1	
	3.4 ~ 7.9%	3	4	8	2	10	9	7	11	15	11	1	1	82	
	8.0 ~ 13.8%	14	8	14	23	14	18	21	18	12	12	10	10	174	
	13.9%	14	16	9	4	7	3	2	2	3	7	19	20	106	
10 - Day Summary	Mean Temp.	1st	40	- 7	25	84	140	175	230	257	213	174	117	24	
		2nd	- 15	6	56	98	148	194	237	235	204	147	53	- 23	
		3rd	- 21	16	57	119	162	211	243	227	198	136	40	14	
	Mean Max. Temp.	1st	66	15	54	123	196	217	269	298	252	203	149	58	
		2nd	10	37	101	143	197	240	273	264	245	180	82	6	
		3rd	4	49	98	171	217	265	277	257	235	173	73	42	
	Mean Min. Temp.	1st	17	- 24	- 1	55	94	136	199	229	183	149	91	- 12	
		2nd	- 38	- 25	25	66	108	156	213	215	173	119	27	- 46	
		3rd	- 46	- 16	25	76	122	175	220	198	162	106	9	- 10	
	Mean Wind Speed	1st	44	71	53	38	35	44	34	28	15	37	53	55	
		2nd	56	62	39	44	45	35	35	33	36	38	57	58	
		3rd	60	49	37	42	39	26	28	35	37	40	57	46	
Total Precip.	1st		30	85	185	5	135	655	5	25		45	160		
	2nd	50	15	15	50	65		15	760	35	80	20	40		
	3rd	60	95					245	705			55	20		

Element		1	2	3	4	5	6	7	8	9	10	11	12					
(0.1 )	Air Temp.	Mean	12	32	61	141	194	206	258	237	199	146	75	8	131			
	Mean Max.	71	94	123	208	256	266	303	282	259	199	143	69	189				
	Mean Min.	-39	-34	-1	68	124	148	219	202	145	105	4	-53	74				
	Highest	137	185	175	314	338	327	360	337	299	269	223	127	360				
	Date	2	16	18	30	19	30	21	22	9	9	8	3	07/21				
	Lowest	-114	-67	-41	20	48	90	167	145	73	12	-61	-112	-114				
	Date	23	2	7	4	2	11	27	31	30	31	25	13	01/23				
(0.1mm)	Precip.	00~24h Total	40		210	660	185	150	1940	2760	525	805	75	50	7400			
		Highest. 1 Daily	40		100	245	95	60	670	770	285	145	75	50	770			
	Date	20		26	17	13	6	3	15	11	6	4	24	08/15				
	Hourly	25		75	75	90	35	180	160	70	65	30	35	180				
Date	20		26	17	13	1	3	15	11	4	4	24	07/03					
(0.1%)	Wind	Mean Speed	27	28	23	27	24	22	16	12	19	16	25	29	22			
		Highest Gust Speed	198	181	162	207	206	167	139	133	112	122	205	211	211			
		* Dir.	W	W	SW	W	W	WSW	WSW	WSW	W	ENE	WSW	W	W			
Date	27	2	9	14	6	9	17	24	20	22	25	5	12/05					
(0.1%)	Wind Directions Only	Hourly Occurrence Maximum Speed	NNE	26	47	30	16	20	34	9	19	12	32	19	9	47		
			NE	16	41	36	37	45	41	35	36	39	45	32	24	45		
			ENE	39	40	51	55	46	51	45	36	44	42	41	40	55		
			E	43	61	60	64	59	57	39	37	48	43	42	39	64		
			ESE	40	47	56	56	41	56	41	37	48	36	38	24	56		
			SE	18	29	36	40	43	29	28	13	33	24	29	24	43		
			SSE	26	42	38	37	36	25	21	18	27	20	22	30	42		
			S	19	26	21	28	30	25	35	18	28	10	22	19	35		
			SSW	25	33	36	22	37	18	17	21	26	27	26	30	37		
			SW	47	50	42	42	44	78	44	60	39	41	88	54	88		
			WSW	124	107	83	108	112	85	56	58	62	46	115	107	124		
			W	71	87	81	115	96	77	64	61	58	47	113	95	115		
			WNW	69	67	66	65	73	46	58	30	43	40	56	72	73		
			NW	47	44	43	43	37	40	15	13	18	42	48	48	48		
			NNW	11	40	36	36	45	19	25	31	10	33	28	27	45		
			N	23	37	27	25	31	27	19	35	13	44	40	17	44		
			(0.1%)	Hourly Occurrence Percentage	CALM	83	57	74	103	138	131	246	323	142	206	43	24	132
					NNE	7	12	8	13	19	7	7	3	4	11	14	5	9
					NE	7	19	22	21	35	40	35	19	13	17	14	11	21
					ENE	28	34	79	85	118	171	108	70	90	69	45	31	77
					E	58	103	136	124	147	194	114	106	121	74	81	51	109
					ESE	27	28	32	52	55	54	59	51	43	48	35	13	42
					SE	13	12	35	24	31	21	22	13	19	28	13	17	21
					SSE	7	9	12	18	16	21	15	4	24	11	18	12	14
					S	4	10	8	7	7	3	7	8	8	4	8	8	7
					SSW	22	12	15	14	7	7	12	30	28	30	13	13	17
					SW	103	60	63	45	42	63	70	121	182	195	117	74	95
WSW	239	202			136	141	130	90	114	121	171	137	174	245	158			
W	237	253			156	149	106	60	86	59	86	52	200	286	144			
WNW	101	109			75	81	40	21	43	22	39	24	107	122	65			
NW	48	48	54	43	24	13	17	15	14	24	61	39	33					
NNW	11	16	59	64	43	43	20	19	10	39	38	24	32					
N	5	16	36	18	42	63	26	16	7	31	21	23	25					

Element		1	2	3	4	5	6	7	8	9	10	11	12			
Number of Days With Classified	Daily Max. Temp.	0.0	1											1	2	
		0.1 ~ 10.0	23	17	7	1							7	24	79	
		10.1 ~ 20.0	7	11	24	15	2					13	17	6	95	
		20.1 ~ 30.0				13	22	24	15	21	30	18	6			149
		30.1				1	7	6	16	10						40
	Daily Mean Temp.	-5.0														
		-4.9 ~ 0.0	11	2											13	26
		0.1 ~ 10.0	20	26	31	4						2	22	18	123	
		10.1 ~ 20.0				23	18	13		1	19	27	8			109
	Daily Min. Temp.	20.1				3	13	17	31	30	11	2				107
		-15.0														
		-14.9 ~ -5.0	12	7										1	19	39
		-4.9 ~ 0.0	15	19	18									14	11	77
	Daily Precip.	0.1 ~ 10.0	4	2	13	26	9	2			2	12	15	1	86	
		10.1				4	22	28	31	31	28	19				163
		0.1mm	1		6	7	3	6	14	19	6	12	1	1	76	
		10.0mm			1	3			5	8	2	4			23	
	Hourly Max. Precip.	30.0mm							1	2					3	
		80.0mm														
		100.0mm														
1.0mm		1		3	6	3	3	13	18	5	11	1	1	65		
Daily Max. Wind Speed	6.0mm			1	1	1		5	5	1	1			15		
	10.0mm							3	2					5		
	20.0mm															
	30.0mm															
Daily Max. Wind Speed	0.5 ~ 3.3%								1					1		
	3.4 ~ 7.9%	9	5	11	6	15	17	21	25	20	23	5	2	159		
	8.0 ~ 13.8%	15	17	18	16	11	12	9	5	10	8	17	16	154		
	13.9%	7	6	2	8	5	1	1				8	13	51		
10 - Day Summary	Mean Temp.	1st	42	27	48	117	180	188	255	254	210	173	121	13		
		2nd	-5	36	66	147	201	200	281	223	199	143	57	-14		
		3rd	1	33	69	159	200	228	239	236	188	125	48	23		
	Mean Max. Temp.	1st	100	82	110	180	245	245	302	295	270	218	194	82		
		2nd	54	108	137	210	258	268	337	252	251	189	117	42		
		3rd	59	92	122	234	265	285	274	299	255	192	120	82		
	Mean Min. Temp.	1st	-5	-35	-13	51	106	130	220	219	157	141	45	-43		
		2nd	-53	-40	-5	76	128	134	229	204	151	107	-10	-77		
		3rd	-58	-27	13	77	135	180	209	185	128	72	-23	-42		
	Mean Wind Speed	1st	21	31	30	21	24	25	14	12	19	13	23	27		
		2nd	32	28	21	31	29	21	23	8	20	13	27	33		
		3rd	29	24	18	29	20	19	11	16	19	20	26	28		
Total Precip.	1st			20	175	50	120	1065	790	5	495	75				
	2nd	40		15	485	95	25	350	1750	350	245					
	3rd			175		40	5	525	220	170	65		50			

Element		1	2	3	4	5	6	7	8	9	10	11	12				
(0.1 )	Air Temp.	Mean	44	45	75		181	197	250	248	210	155	96	30			
		Mean Max.	68	73	103		217	237	280	280	243	191	130	57			
		Mean Min.	20	19	42		147	163	228	224	179	123	60	-3			
		Highest	120	129	142	230	276	285	318	321	270	249	193	111	321		
		Date	2	16	18	16	30	30	21	5	9	9	8	3	08/05		
		Lowest	-48	-23	-8	0	110	121	197	186	142	73	-10	-51	-51		
		Date	14	10	7	13	2	13	6	31	27	30	19	16	12/16		
(0.1mm)	Precip.	00~24h Total	400	1445	470	1175	130	300	755	435	1375	420	390	680	7975		
		Highest. 1	85	405	235	505	60	145	360	145	530	150	115	215	530		
		Daily	9	10	2	17	9	1	3	24	11	2	4	24	09/11		
		Date	25	85	80	140	35	110	80	85	85	40	95	145	145		
(0.1%)	Wind	Hourly	20	18	2	17	24	1	3	24	11	29	4	24	12/24		
		Date	12	10	10		12	9	9	9	9	9	12	12			
		Mean Speed	205	206	139	209	198	128	160	180	165	199	226	158	226		
(0.1%)	Wind	Highest Gust Speed	WSW	W	E	WSW	ENE	N	NW	W	SE	ESE	WSW	S	WSW		
		Dir.	27	19	23	5	1	9	11	24	27	3	10	11	11/10		
(0.1%)	Wind	Date	12	13	10	20	13	12	21	19	16	16	21	23	23		
		Mean Speed	20	20	17	20	30	11	19	22	17	27	28	24	30		
Wind Directions Only	Hourly Occurrence Maximum Speed	NE	26	31	27	36	98	31	33	34	25	53	28	28	98		
		E	49	28	42	36	67	45	16	35	32	57	17	25	67		
		ESE	27	49	24	36	48	18	16	46	44	35	35	17	49		
		SE	27	15	13	13	13	7	11	23	27	31	11	21	31		
		SSE	11	46	12	24	18	38	8	30	78	15	15	16	78		
		S	19	14	16	17	16	15	10	14	9	9	16	14	19		
		SSW	22	17	19	25	19	26	15	18	22	13	19	20	26		
		SW	28	25	32	26	37	30	22	30	32	20	25	25	37		
		WSW	78	55	44	52	42	30	33	51	45	36	55	42	78		
		W	99	85	36	38	56	36	43	35	42	45	82	62	99		
		WNW	27	19	34	37	29	24	30	27	27	26	30	28	37		
		NW	29	14	14	46	19	9	50	20	16	23	16	22	50		
		NNW	24	20	20	34	23	7	13	12	15	14	26	20	34		
		N	11	17	9	13	17	20	24	21	13	18	23	12	24		
		(0.1%)	Hourly Occurrence Percentage	CALM	229	204	266	182	205	315	302	345	355	376	221	164	265
				NNE	18	27	16	17	30	18	13	13	14	20	36	26	21
				NE	60	68	40	37	62	36	24	20	27	51	67	94	49
				ENE	83	101	101	101	86	69	60	46	68	93	68	103	81
				E	84	75	61	69	38	35	24	47	27	58	15	35	47
ESE	55			51	35	35	16	14	17	49	25	40	11	4	29		
SE	28			17	16	20	5	3	6	20	6	19	7	12	13		
SSE	12			21	9	5	12	15	8	16	20	4	6	8	11		
S	24			27	7	22	14	11	4	8	10	8	6	11	12		
SSW	31			42	23	35	14	25	24	24	13	8	13	28	23		
SW	60			63	62	77	96	118	86	90	58	17	45	70	70		
WSW	133			116	157	210	175	190	199	152	166	94	142	153	156		
W	88			74	100	87	108	87	100	85	96	71	175	164	103		
WNW	50			44	51	40	55	35	53	34	42	56	88	78	52		
NW	26			32	22	27	41	13	46	26	33	48	46	20	32		
NNW	14			23	20	20	22	7	21	12	23	16	32	13	18		
N	7			18	13	15	21	8	14	12	16	19	24	16	15		

Element		1	2	3	4	5	6	7	8	9	10	11	12			
Number of Days With Classified	Daily Max. Temp.	0.0	2	1										1	4	
		0.1 ~ 10.0	24	20	13	1							7	27	92	
		10.1 ~ 20.0	5	6	18	16	10	4				21	23	3	106	
		20.1 ~ 30.0				6	20	25	22	24	28	10				135
		30.1							7	7						14
	Daily Mean Temp.	- 5.0												5	9	
		- 4.9 ~ 0.0	2	2												
		0.1 ~ 10.0	28	24	26	3							17	26	124	
		10.1 ~ 20.0	1	1	5	19	22	15			5	29	13		110	
	Daily Min. Temp.	20.1				1	8	14	29	31	23	2			108	
		- 15.0												2	2	
		- 14.9 ~ - 5.0												2	14	
		- 4.9 ~ 0.0	8	6	4	2							2	14	36	
	Daily Precip.	0.1 ~ 10.0	23	21	27	6						7	22	15	121	
		10.1				15	30	29	29	31	28	24	6		192	
		0.1mm	11	15	8	5	5	7	10	11	6	8	6	12	104	
		10.0mm		6	2	2		1	2	1	4	2	1	3	24	
	Hourly Max. Precip.	30.0mm		1		2			1		2				6	
		80.0mm														
		100.0mm														
		1.0mm	7	12	4	5	3	8	8	8	5	7	6	10	83	
6.0mm			2	1	2		1	1	1	2		2	3	15		
Daily Max. Wind Speed	10.0mm				1		1						1	3		
	20.0mm															
	30.0mm															
	0.5 ~ 3.3%							1		1				2		
Daily Max. Wind Speed	3.4 ~ 7.9%	7	10	13	9	14	17	12	20	15	13	6	5	141		
	8.0 ~ 13.8%	17	11	17	8	10	12	13	9	8	16	18	22	161		
	13.9%	7	6	1	6	6		3	2	4	2	6	4	47		
10 - Day Summary	Mean Temp.	1st	72	40	60		173	177	246	261	220	179	136	42		
		2nd	30	44	84	144	179	189	266	237	209	150	75	8		
		3rd	31	53	80	148	191	222	243	245	198	137	77	38		
	Mean Max. Temp.	1st	95	66	87		208	221	272	298	253	215	171	68		
		2nd	50	80	113	180	212	229	298	265	236	186	111	40		
		3rd	59	77	109	181	229	259	275	276	237	175	109	64		
	Mean Min. Temp.	1st	50	17	33		140	140	228	236	189	149	99	5		
		2nd	11	11	50	93	145	152	241	218	181	124	42	-28		
		3rd	2	30	43	114	156	196	220	219	163	100	40	11		
	Mean Wind Speed	1st	10	10	10		14	9	11	8	7	7	11	13		
		2nd	13	11	8	11	12	9	10	8	11	10	12	14		
		3rd	13	10	10	13	10	9	6	10	9	8	14	10		
Total Precip.	1st	115	770	335	190	65	260	535	145		190	205	220			
	2nd	190	535		985	5	40	10	85	1130	190	115	125			
	3rd	95	140	135		60		210	205	245	40	70	335			

Element		1	2	3	4	5	6	7	8	9	10	11	12					
(0.1 )	Air Temp.	Mean	- 43	- 23	37	122	175	215	257	236	179	123	25	- 49	105			
		Mean Max.	34	53	126	213	266	298	305	293	266	214	99	14	182			
		Mean Min.	- 113	- 97	- 41	34	86	138	221	195	113	56	- 44	- 117	36			
		Highest	119	127	199	295	315	354	344	368	297	278	191	82	368			
		Date	8	28	19	30	20	23	6	5	8	2	8	23	08/05			
		Lowest	- 191	- 167	- 95	- 24	28	66	176	113	28	- 52	- 110	- 213	- 213			
		Date	24	2	8	3	7	11	1	31	29	31	19	12	12/12			
(0.1mm)	Precip.	00~24h Total	110	105	195	600	155	595	5630	4225	335	350	240	185	12725			
		Highest. 1	Daily	65	40	70	235	75	255	1620	895	260	165	80	110	1620		
			Date	27	19	27	5	13	27	10	24	11	11	10	24	07/10		
			Hourly	35	20	45	50	75	245	645	475	80	55	45	30	645		
(0.1%)	Wind	Mean Speed	13	14	13	16	14	12	8	8	10	9	11	12	12			
		Highest Gust Speed	133	115	110	139	160	104	116	88	102	97	150	132	160			
		* Dir.	NNW	WSW	SSW	SSW	SW	S	SW	SSW	S	ENE	NW	SW	SW			
		Date	12	10	9	14	6	9	14	8	29	22	15	5	05/06			
(0.1%)	Wind Directions Only	Hourly Occurrence Maximum Speed	NNE	19	12	26	20	12	26	14	18	30	24	16	12	30		
			NE	15	14	31	38	21	23	18	18	23	16	17	19	38		
			ENE	22	23	22	36	19	20	27	19	32	26	22	22	36		
			E	27	32	35	41	16	23	25	25	46	25	22	18	46		
			ESE	15	9	20	40	22	31	25	29	12	19	10	24	40		
			SE	19	11	28		18	33	12	17	34	22	21	14	34		
			SSE	25	32	27	37	29	25	24	18	21	15	24	11	37		
			S	39	42	39	47	40	37	30	44	31	22	31	35	47		
			SSW	41	53	57	57	66	49	57	38	31	30	42	47	66		
			SW	42	44	43	55	56	35	27	26	30	31	41	45	56		
			WSW	38	38	39	33	54	38	17	29	26	32	40	46	54		
			W	44	44	40	39	60	37	12	17	23	26	45	49	60		
			WNW	47	49	48	37	71	35	18	20	28	43	50	54	71		
			NW	44	42	51	51	34	45	19	20	22	37	45	44	51		
			NNW	44	25	38	43	33	32	22	32	28	31	24	20	44		
			N	17	20	43	24	27	25	24	23	33	31	19	9	43		
			(0.1%)	Hourly Occurrence Percentage	CALM	191	165	204	157	173	193	399	366	293	302	300	309	255
					NNE	43	37	35	32	23	31	7	36	33	31	24	13	29
					NE	36	40	30	31	26	22	8	31	38	20	29	15	27
					ENE	39	65	42	43	24	42	18	38	38	36	49	48	40
					E	30	39	31	36	17	31	19	39	17	13	33	36	28
					ESE	7	12	9	13	7	7	5	9	3	5	10	12	8
					SE	8	13	13		5	11	4	5	6	8	7	7	7
					SSE	15	25	27	24	24	24	14	9	17	22	15	15	19
S	44	51			55	54	69	57	54	24	53	39	45	27	48			
SSW	98	101			85	107	120	97	129	74	74	78	60	95	93			
SW	105	98			81	108	117	98	69	62	67	69	77	109	88			
WSW	70	60			43	43	50	49	27	20	31	19	67	50	44			
W	47	45			56	51	32	43	19	4	21	20	42	56	36			
WNW	43	42			55	32	46	45	18	11	10	9	52	54	35			
NW	31	33			28	35	36	35	34	20	25	23	35	40	31			
NNW	120	100			97	158	136	147	122	149	167	189	88	73	129			
N	74	74			109	76	95	69	53	102	111	116	68	40	82			

531 가

2017

Element		1	2	3	4	5	6	7	8	9	10	11	12			
Number of Days With Classified	Daily Max. Temp.	0.0	7	2										12	21	
		0.1 ~ 10.0	21	22	9									15	19	86
		10.1 ~ 20.0	3	4	22	9	1	1					10	15		65
		20.1 ~ 30.0				21	25	16	13	19	30	21				145
		30.1					5	13	17	12						47
	Daily Mean Temp.	-5.0	13	6											15	34
		-4.9 ~ 0.0	13	15	2									12	13	55
		0.1 ~ 10.0	5	7	29	5						9	13	3		71
		10.1 ~ 20.0				25	27	11		6	27	22	5			123
		20.1					4	18	31	25	3					81
	Daily Min. Temp.	-15.0	10	2											10	22
		-14.9 ~ -5.0	17	23	13							1	15	18		87
		-4.9 ~ 0.0	4	3	14	3						1	10	3		38
		0.1 ~ 10.0			4	27	22	5			10	20	5			93
		10.1					9	25	30	31	20	9				124
	Daily Precip.	0.1mm	4	4	6	8	4	5	17	13	4	6	6	4		81
		10.0mm				2		3	9	8	1	1		1		25
		30.0mm							7	6						13
		80.0mm							2	3						5
		100.0mm							1							1
	Hourly Max. Precip.	1.0mm	2	3	4	7	4	4	14	13	2	5	5	2		65
6.0mm						1	2	7	9	2					21	
10.0mm							1	7	7						15	
20.0mm							1	5	2						8	
30.0mm								2	1						3	
Daily Max. Wind Speed	0.5 ~ 3.3%	3	2	1				2	3	1	2	1	3		18	
	3.4 ~ 7.9%	18	13	18	6	20	24	26	25	24	26	18	15		233	
	8.0 ~ 13.8%	10	13	12	23	10	6	2	3	5	3	10	13		110	
	13.9%				1	1							1		3	
10 - Day Summary	Mean Temp. (0.1 )	1st	3	-38	14	108	169	191	253	267	195	167	80	-27		
		2nd	-60	-23	46	124	165	215	261	233	177	116	3	-95		
		3rd	-69	-3	50	132	189	243	258	211	167	89	-9	-28		
	Mean Max. Temp. (0.1 )	1st	81	29	94	195	262	269	302	333	274	240	165	35		
		2nd	18	58	156	208	251	307	318	277	266	204	72	-24		
		3rd	5	78	126	235	283	318	297	270	257	200	60	28		
	Mean Min. Temp. (0.1 )	1st	-60	-106	-60	32	73	109	214	220	137	113	5	-95		
		2nd	-128	-108	-51	45	84	126	218	202	109	51	-65	-174		
		3rd	-148	-74	-15	26	100	178	229	165	92	8	-73	-85		
	Mean Wind Speed (0.1%)	1st	11	14	17	13	15	14	8	8	8	8	10	11		
		2nd	16	14	13	17	14	13	10	8	11	9	14	13		
		3rd	12	13	10	18	13	11	7	9	10	10	10	11		
Total Precip. (0.1mm)	1st			5	320	40	325	3875	585	10	175	165	70			
	2nd		85		280	75		240	1940	320	175					
	3rd	110	20	190		40	270	1515	1700	5		75	115			

Element		1	2	3	4	5	6	7	8	9	10	11	12			
(0.1 )	Air Temp.															
	Mean	-30	-12	50	128	181	218	259	242	196	135	34	-37	114		
	Mean Max.	29	47	121	202	254	287	300	289	264	206	95	10	175		
	Mean Min.	-88	-74	-18	63	112	157	228	206	140	79	-25	-88	58		
	Highest	111	119	188	276	306	344	336	349	286	271	182	81	349		
	Date	8	28	19	30	30	23	25	5	8	2	1	23	08/05		
	Lowest	-168	-134	-85	-10	58	105	200	130	101	-27	-101	-170	-170		
Date	23	2	8	2	7	11	1	30	21	31	19	13	12/13			
(0.1mm)	Precip.	00~24h Total	135	90	60	730	125	755	5265	4160	360	235	275	350	12540	
		Highest.	1	Daily	60	30	35	315	60	205	1415	1465	270	120	100	145
	Date	27	19	31	5	13	27	10	20	11	11	10	24	08/20		
	Hourly	50	15	25	95	55	205	440	405	110	45	60	40	440		
Date	27	19	31	18	13	27	23	24	11	11	10	10	07/23			
(0.1%)	Wind	Mean Speed	11	13	13	14	13	11	6	8	9	8	12	11	11	
		Highest Gust Speed	129	119	121	142	145	107	118	124	92	106	119	130	145	
	Dir.	SW	SSW	NNW	NNW	WNW	SSW	SE	W	WSW	NNW	NNW	NNW	WNW		
	Date	26	19	6	27	6	26	10	24	19	29	15	26	05/06		
(0.1%)	Wind Directions Only	Hourly Occurrence Maximum Speed	NNE	21	13	30	32	8	28	10	15	21	15	18	13	32
			NE	24	22	35	14	9	36	17	28	20	20	19	8	36
			ENE	11	31	21	11	17	20	22	29	22	34	12	11	34
			E	18	18	20	31	19	20	13	23	33	32	14	21	33
			ESE	22	14	21	34	22	23	20	28	29	23	14	17	34
			SE	24	19	25	39	33	24	27	26	35	21	17	23	39
			SSE	50	37	28	32	36	35	25	27	22	26	20	17	50
			S	38	45	27	44	45	23	29	50	22	25	28	24	50
			SSW	10	20	23	36	25	23	25	15	21	15	19	17	36
			SW	10	20	21	41	23	17	18	29	14	10	15	6	41
			WSW	14	20	26	30	36	21	14	22	23	21	20	15	36
			W	25	29	39	38	41	31	28	37	27	19	33	25	41
			WNW	34	34	44	37	37	38	32	41	30	24	41	30	44
			NW	49	50	55	45	48	46	25	26	26	39	65	47	65
			NNW	51	53	45	47	38	32	23	32	32	29	42	35	53
N	28	20	25	21	28	23	10	24	19	24	37	21	37			
(0.1%)	Hourly Occurrence Percentage	CALM	296	259	220	192	245	324	508	474	311	377	268	310	316	
		NNE	5	9	15	10	9	13	5	10	18	19	8	8	11	
		NE	9	9	16	6	3	18	7	11	15	31	18	10	13	
		ENE	7	12	13	7	9	10	9	14	22	16	11	13	12	
		E	19	7	22	17	11	20	8	15	25	24	25	14	17	
		ESE	32	10	23	31	28	39	38	56	55	30	24	28	33	
		SE	52	43	50	72	66	56	78	70	96	30	47	74	61	
		SSE	77	74	93	104	73	83	69	99	114	77	85	67	84	
		S	38	58	48	81	60	31	48	40	86	54	75	45	55	
		SSW	11	9	12	44	34	13	24	15	14	18	17	11	19	
		SW	3	6	15	31	26	6	19	14	11	8	7	3	12	
		WSW	12	12	12	31	30	22	22	13	18	13	14	4	17	
		W	34	39	34	50	79	48	44	29	35	27	28	20	39	
		WNW	98	121	128	99	132	103	69	53	63	59	104	67	91	
		NW	191	204	153	121	113	147	39	36	63	131	168	231	133	
NNW	101	110	125	94	63	55	9	45	32	66	82	84	72			
N	16	18	22	13	20	14	4	6	20	20	18	11	15			



Element		1	2	3	4	5	6	7	8	9	10	11	12			
Number of Days With Classified	Daily Max. Temp.	0.0	10	2										12	24	
		0.1 ~ 10.0	19	23	5									17	16	80
		10.1 ~ 20.0	2	3	26	12	1	1					13	13		71
		20.1 ~ 30.0				18	29	16	15	17	26	18				139
		30.1					1	13	16	14						44
	Daily Mean Temp.	- 5.0	11	1											11	23
		- 4.9 ~ 0.0	11	18	3									9	12	53
		0.1 ~ 10.0	9	9	28	3						6	16	5	76	
		10.1 ~ 20.0				27	25	6		4	15	25	5		107	
		20.1					6	23	31	27	11				98	
	Daily Min. Temp.	- 15.0	3												4	7
		- 14.9 ~ - 5.0	18	25	5								11	17	76	
		- 4.9 ~ 0.0	9	3	17	2						2	11	6	50	
		0.1 ~ 10.0	1		9	25	13					19	7	1	75	
		10.1				3	18	30	31	31	26	10	1		150	
	Daily Precip.	0.1mm	5	5	2	8	4	8	16	13	4	6	6	8	85	
		10.0mm				2		4	8	8	1	1	1	1	26	
		30.0mm				1			6	4					11	
		80.0mm							2	2					4	
		100.0mm							1	1					2	
	Hourly Max. Precip.	1.0mm	4	4	2	6	3	6	15	13	2	4	6	5	70	
6.0mm					2		3	8	8	2		1		24		
10.0mm							2	6	7	1				16		
20.0mm							1	6	4					11		
30.0mm								5	3					8		
Daily Max. Wind Speed	0.5 ~ 3.3%	2	1					1		1	1			6		
	3.4 ~ 7.9%	20	15	22	12	23	21	24	26	22	27	18	20	250		
	8.0 ~ 13.8%	9	12	9	16	7	9	6	3	3	3	12	8	97		
	13.9%				2	1								3		
10 - Day Summary	Mean Temp. (0.1 )	1st	20	- 28	17	115	172	198	252	272	207	176	95	- 23		
		2nd	- 49	- 8	64	129	171	220	262	238	193	124	8	- 83		
		3rd	- 58	4	67	140	197	240	261	220		109	0	- 15		
	Mean Max. Temp. (0.1 )	1st	79	19	83	187	247	260	295	319	267	235	159	27		
		2nd	8	58	148	198	241	296	309	277	263	195	66	- 33		
		3rd	2	69	132	221	272	304	297	273		191	60	27		
	Mean Min. Temp. (0.1 )	1st	- 31	- 78	- 44	55	103	135	221	236	159	129	32	- 77		
		2nd	- 108	- 79	- 14	73	103	146	226	208	132	66	- 50	- 141		
		3rd	- 121	- 61	3	62	128	189	238	177		44	- 58	- 57		
	Mean Wind Speed (0.1%)	1st	10	13	16	13	12	12	7	7	7	8	11	12		
		2nd	12	15	12	15	13	10	5	7	12	8	13	11		
		3rd	11	12	12	14	13	10	7	10		8	11			
Total Precip. (0.1mm)	1st		5	25	380	25	335	3435	200	5	115	140	135			
	2nd	15	65		350	60		820	2745	345	120	25	60			
	3rd	120	20	35		40	420	1010	1215	10		110	155			

Element		1	2	3	4	5	6	7	8	9	10	11	12					
(0.1 )	Air Temp.	Mean	- 7	13	72	145	195	231	264	250	203	153	59	- 10	131			
		Mean Max.	43	66	135	213	265	295	301	292	262	214	114	33	186			
		Mean Min.	- 56	- 41	11	80	130	171	236	217	154	100	7	- 53	80			
		Highest	127	140	199	289	311	343	335	358	290	273	191	86	358			
		Date	8	16	30	30	29	23	25	5	8	9	8	23	08/05			
		Lowest	- 136	- 90	- 42	23	85	120	217	143	81	- 4	- 61	- 126	- 136			
		Date	24	2	8	2	8	4	27	31	29	31	19	14	01/24			
(0.1mm)	Precip.	00~24h Total	90	115	125	420	305	460	6260	2760	510	180	330	195	11750			
		Highest. 1	Daily	50	60	45	220	115	155	1205	625	330	80	220	110	1205		
			Date	29	22	31	5	24	26	10	15	19	1	25	24	07/10		
			Hourly	25	15	40	45	75	130	670	185	275	30	110	35	670		
	Date	27	22	31	18	24	26	23	20	19	1	25	24	07/23				
(0.1%)	Wind	Mean Speed	17	20	20	21	18	16	10	11	10	10	15	17	15			
		Highest Gust Speed	195	155	169	164	158	140	122	118	140	151	181	187	195			
		Dir.	W	SW	WSW	SW	WSW	SSW	SSE	SW	SW	W	WSW	W	W			
	Date	13	24	27	14	6	9	9	24	19	29	10	10	01/13				
(0.1%)	Wind Directions Only	Hourly Occurrence Maximum Speed	NNE	14	19	30	30	12	48	17	25	40	60	14	12	60		
			NE	33	20	33	46	24	34	23	29	34	41	14	14	46		
			ENE	29	16	44	51	23	27	25	27	32	29	15	17	51		
			E	22	19	25	34	15	25	25	21	29	21	21	14	34		
			ESE	18	31	25	33	22	23	21	20	19	22	14	14	33		
			SE	18	29	25	38	32	26	21	27	21	17	19	20	38		
			SSE	24	22	29	30	36	21	41	17	16	17	16	12	41		
			S	27	20	35	32	51	26	42	24	17	17	22	23	51		
			SSW	34	43	40	70	50	31	37	32	35	28	56	47	70		
			SW	63	61	78	71	61	67	44	63	60	51	64	58	78		
			WSW	65	63	78	70	72	55	52	35	52	59	67	71	78		
			W	52	56	63	58	60	47	28	34	35	63	75	69	75		
			WNW	47	49	52	57	55	47	48	38	25	42	34	46	57		
			NW	39	54	46	41	39	39	38	30	26	36	50	49	54		
			NNW	22	27	40	57	34	30	27	27	30	32	41	20	57		
			N	23	13	16	28	18	30	17	44	29	27	29	16	44		
			(0.1%)	Hourly Occurrence Percentage	CALM	188	125	131	115	149	132	316	286	313	326	269	224	215
					NNE	20	22	27	28	15	42	44	60	42	53	14	18	32
					NE	58	37	42	43	15	56	67	122	67	69	38	34	54
					ENE	36	31	43	42	24	42	40	73	54	49	35	54	44
					E	39	39	31	53	27	38	43	47	32	36	28	38	38
					ESE	35	36	50	56	43	54	26	43	63	41	33	34	43
					SE	31	42	20	26	38	36	16	19	42	19	22	19	27
					SSE	15	15	23	17	16	35	13	16	25	27	25	11	20
					S	30	31	34	28	35	26	24	19	17	26	29	12	26
					SSW	50	34	50	42	65	47	52	26	38	30	36	34	42
					SW	112	150	104	124	140	101	108	69	58	41	76	124	100
WSW	172	223			179	147	167	118	87	39	56	53	161	174	131			
W	91	95			100	118	109	101	50	48	39	39	86	90	80			
WNW	52	52			70	61	69	67	42	34	33	46	32	41	50			
NW	30	34	54	42	36	49	11	28	31	42	51	45	38					
NNW	31	21	28	36	40	33	36	42	63	78	46	24	40					
N	11	12	16	22	13	24	23	30	29	27	18	24	21					

Element		1	2	3	4	5	6	7	8	9	10	11	12			
Number of Days With Classified	Daily Max. Temp.	0.0	5	1										5	11	
		0.1 ~ 10.0	22	21	4								13	25	85	
		10.1 ~ 20.0	4	6	27	10		1				11	17		76	
		20.1 ~ 30.0				20	28	15	15	17	30	20				145
		30.1					3	14	16	14						47
	Daily Mean Temp.	- 5.0	6												4	10
		- 4.9 ~ 0.0	14	8									1	14	37	
		0.1 ~ 10.0	11	20	27	2						2	24	12	98	
		10.1 ~ 20.0			4	28	16	2		2	10	24	5		91	
		20.1					15	28	31	29	20	5			128	
	Daily Min. Temp.	- 15.0														
		- 14.9 ~ - 5.0	18	12									1	15	46	
		- 4.9 ~ 0.0	7	15	10							2	14	12	60	
		0.1 ~ 10.0	6	1	21	22	3				2	14	14	3	86	
		10.1				8	28	30	31	31	28	15	1		172	
	Daily Precip.	0.1mm	4	4	4	7	5	9	19	14	5	5	6	9	91	
		10.0mm				1	1	2	14	9	2		1	1	31	
		30.0mm							8	3	1				12	
		80.0mm							2						2	
		100.0mm							1						1	
Hourly Max. Precip.	1.0mm	2	4	4	6	5	8	17	14	3	3	5	4	75		
	6.0mm					2	1	13	9	1		1		27		
	10.0mm						1	10	8	1		1		21		
	20.0mm							6		1				7		
	30.0mm							4						4		
Daily Max. Wind Speed	0.5 ~ 3.3%	5						1	1	1		4	5	17		
	3.4 ~ 7.9%	11	9	9	3	7	12	24	23	24	26	9	7	164		
	8.0 ~ 13.8%	8	17	18	23	21	17	6	7	4	4	14	12	151		
	13.9%	7	2	4	4	3	1			1	1	3	6	32		
10 - Day Summary	Mean Temp.	1st	42	- 3	43	130	186	209	259	276	212	190	109	5		
		2nd	- 26	15	85	144	187	234	265	245	204	146	39	- 46		
		3rd	- 34	29	87	159	211	251	266	230	191	126	30	5		
	Mean Max. Temp.	1st	93	38	101	195	255	265	299	319	268	239	171	49		
		2nd	21	78	159	209	257	309	309	281	264	203	88	3		
		3rd	18	86	143	234	281	311	296	278	255	201	84	44		
	Mean Min. Temp.	1st	- 2	- 44	- 11	73	123	148	231	241	168	148	51	- 36		
		2nd	- 74	- 49	12	83	123	160	234	220	153	95	- 13	- 98		
		3rd	- 89	- 27	30	83	144	204	242	193	140	62	- 19	- 32		
	Mean Wind Speed	1st	16	21	25	18	18	20	12	9	6	9	13	16		
		2nd	18	20	17	23	19	15	10	11	15	10	17	19		
		3rd	16	18	18	23	18	14	8	12	10	12	15	16		
	Total Precip.	1st			65	275	90	245	3130	395	15	115	75	65		
		2nd		55		145	65		1445	1395	470	65	20	10		
		3rd	90	60	60		150	215	1685	970	25		235	120		

Element		1	2	3	4	5	6	7	8	9	10	11	12				
(0.1 )	Air Temp.	Mean	-27	-5	53	132	184	222	259	244	192	137	40	-26	117		
		Mean Max.	31	56	126	207	260	291	298	287	255	206	104	23	179		
		Mean Min.	-90	-67	-20	58	109	155	228	207	134	79	-25	-80	57		
		Highest	121	139	191	286	308	343	335	349	286	270	190	91	349		
		Date	8	16	30	30	29	23	20	5	9	9	7	23	08/05		
		Lowest	-181	-130	-63	-10	52	93	195	134	58	-35	-89	-151	-181		
		Date	24	2	8	3	8	4	27	31	29	31	19	14	01/24		
(0.1mm)	Precip.	00~24h Total	120	220	140	465	115	495	4495	2645	420	165	320	185	9785		
		Highest. 1	Daily	50	115	80	140	40	260	825	815	160	70	180	110	825	
			Date	29	22	31	5	24	26	10	21	19	1	25	24	07/10	
			Hourly	20	25	60	40	35	195	455	365	85	35	80	45	455	
(0.1%)	Wind	Date	27	20	31	17	13	26	11	21	19	1	25	24	07/11		
		Mean Speed	17	21	20	26	22	20	16	15	12	12	17	18	18		
		Highest Gust Speed	147	141	158	177	165	138	143	139	157	134	158	171	177		
		Dir.	S	W	WSW	SSW	S	WSW	SW	NNW	SW	NNE	NW	W	SSW		
(0.1%)	Wind Directions Only	Date	27	23	9	14	13	9	6	28	19	22	25	11	04/14		
		Hourly Occurrence Maximum Speed	26	16	28	18	28	33	26	34	43	50	20	17	50		
		NNE	28	22	46	49	24	25	15	27	27	72	16	15	72		
		NE	24	14	12	35	27	58	22	37	42	30	19	15	58		
		ENE	38	14	18	47	22	36	45	43	52	33	10	15	52		
		E	39	24	44	61	62	36	35	32	49	25	32	20	62		
		ESE	22	15	43	44	50	38	29	33	27	34	21	26	50		
		SE	20	29	38	45	53	40	55	44	35	33	29	20	55		
		SSE	64	34	37	55	78	41	62	52	36	47	69	42	78		
		S	48	52	43	59	62	40	75	53	57	43	55	44	75		
		SSW	44	51	68	77	61	39	44	53	39	29	45	45	77		
		SW	55	78	100	77	83	86	46	44	59	66	60	74	100		
		WSW	66	66	81	79	86	81	45	40	60	58	67	75	86		
		W	66	65	70	62	77	47	37	31	33	58	66	94	94		
		WNW	53	50	68	59	48	48	46	28	67	58	77	52	77		
		NW	29	47	33	19	22	55	25	39	47	31	39	20	55		
		NNW	21	25	27	32	23	42	58	29	43	33	21	32	58		
		(0.1%)	Hourly Occurrence Percentage	CALM	222	174	168	106	145	110	121	144	254	270	185	177	173
				NNE	20	18	19	13	20	32	27	58	60	57	17	19	30
				NE	15	12	24	13	9	35	11	61	38	51	17	12	25
				ENE	27	18	22	27	26	28	38	79	52	31	24	27	33
				E	40	27	28	53	28	39	82	90	60	33	17	37	45
				ESE	36	22	35	49	32	56	69	79	59	45	44	38	47
				SE	31	30	38	31	30	32	58	38	36	49	33	27	36
				SSE	19	19	23	24	34	40	71	32	27	18	24	23	30
				S	20	22	20	61	34	32	104	40	28	12	36	29	37
				SSW	23	33	16	40	35	25	82	40	24	11	26	18	31
SW	51			49	48	77	77	86	90	44	25	23	61	34	56		
WSW	170			234	226	201	198	185	82	70	70	80	122	121	146		
W	127			147	118	170	184	136	70	48	46	83	126	168	118		
WNW	92			89	93	57	56	49	30	30	42	57	104	122	68		
NW	46			39	56	37	39	39	16	32	65	68	71	63	48		
NNW	44	42	38	21	32	47	19	65	59	51	68	53	45				
N	17	25	28	19	22	31	30	48	55	62	25	33	33				

Element		1	2	3	4	5	6	7	8	9	10	11	12		
Number of Days With Classified	Daily Max. Temp.	0.0	10	1										9	20
		0.1 ~ 10.0	19	24	5								15	21	84
		10.1 ~ 20.0	2	3	26	12						13	15		71
		20.1 ~ 30.0				16	29	17	16	18	29	18			143
		30.1					2	13	15	13					43
	Daily Mean Temp.	- 5.0	11	1										7	19
		- 4.9 ~ 0.0	10	15	1								8	14	48
		0.1 ~ 10.0	10	12	30	3						5	17	9	86
		10.1 ~ 20.0				24	24	7		4	19	22	5		105
		20.1				1	7	23	31	27	10	3			102
	Daily Min. Temp.	- 15.0	6											1	7
		- 14.9 ~ - 5.0	15	20	5								12	23	75
		- 4.9 ~ 0.0	9	8	20	2						2	11	6	58
		0.1 ~ 10.0	1		6	25	12	1			3	19	6		73
		10.1				1	19	29	31	31	26	10	1		148
	Daily Precip.	0.1mm	7	4	7	6	5	7	22	12	6	6	7	7	96
		10.0mm		1		2		2	12	7	3		1	1	29
		30.0mm							6	3					9
		80.0mm							1	1					2
		100.0mm													
	Hourly Max. Precip.	1.0mm	4	4	4	6	4	6	17	12	4	3	4	4	72
6.0mm				1			3	9	7	1		1		22	
10.0mm							2	7	6					15	
20.0mm								4	2					6	
30.0mm								3	1					4	
Daily Max. Wind Speed	0.5 ~ 3.3%	2							1	2		2		7	
	3.4 ~ 7.9%	18	13	13	3	11	11	20	24	20	27	13	11	184	
	8.0 ~ 13.8%	10	14	17	21	16	19	9	5	6	4	13	17	151	
	13.9%	1	1	1	4	4		2	1	1		2	2	19	
10 - Day Summary	Mean Temp. (0.1 )	1st	25	- 22	26	115	175	200	256	268	202	180	90	- 11	
		2nd	- 47	0	62	134	176	224	260	240	193	130	20	- 62	
		3rd	- 56	11	69	149	199	242	262	225	179	100	11	- 11	
	Mean Max. Temp. (0.1 )	1st	83	28	93	186	251	263	298	313	260	234	163	37	
		2nd	9	67	148	205	249	303	306	276	257	194	76	- 6	
		3rd	4	75	135	230	277	308	292	275	248	191	71	36	
	Mean Min. Temp. (0.1 )	1st	- 31	- 72	- 38	51	100	134	223	229	148	135	17	- 63	
		2nd	- 108	- 73	- 27	64	106	141	226	212	136	74	- 41	- 124	
		3rd	- 128	- 54	2	61	119	191	235	181	117	32	- 51	- 59	
	Mean Wind Speed (0.1%)	1st	16	21	27	21	22	25	19	12	8	12	15	18	
		2nd	17	24	16	28	24	19	15	15	18	12	19	19	
		3rd	16	18	18	28	20	17	15	17	11	12	18	17	
Total Precip. (0.1mm)	1st			50	230	35	75	1775	185	15	125	45	35		
	2nd	30	105		235	40		1480	725	265	40		15		
	3rd	90	115	90		40	420	1240	1735	140		275	135		

Element		1	2	3	4	5	6	7	8	9	10	11	12					
(0.1 )	Air Temp.	Mean	- 54	- 37	23	110	163	195	240	222	168	113	16	- 58	92			
		Mean Max.	18	36	101	193	246	275	283	277	248	195	89	4	164			
		Mean Min.	- 121	- 110	- 46	27	80	123	207	182	108	54	- 51	- 123	28			
		Highest	97	106	178	275	295	333	323	346	282	246	173	67	346			
		Date	8	28	19	30	20	18	6	5	26	10	8	23	08/05			
		Lowest	- 225	- 214	- 104	- 35	22	63	175	101	24	- 61	- 125	- 198	- 225			
		Date	23	2	8	13	8	4	26	27	29	31	19	27	01/23			
(0.1mm)	Precip.	00~24h Total	130	125	275	480	315	515	6605	2810	515	560	170	200	12700			
		Highest. 1	Daily	70	70	110	130	145	125	1605	455	345	355	160	140	1605		
			Date	29	17	31	5	12	24	2	24	19	11	25	24	07/02		
			Hourly	20	35	30	60	145	95	520	210	345	155	70	35	520		
(0.1%)	Wind	Mean Speed	13	13	14	18	17	13	10	10	11	10	14	14	13			
		Highest Gust Speed	145	116	131	159	150	108	125	108	132	110	150	129	159			
		Dir.	W	WSW	WSW	WSW	W	WSW	W	ENE	SSE	ENE	SW	SSW	WSW			
		Date	12	18	9	18	6	9	2	6	19	22	10	11	04/18			
(0.1%)	Wind Directions Only	Hourly Occurrence Maximum Speed	NNE	11	20	12	23	19	32	17	27	35	37	11	12	37		
			NE	40	36	46	63	32	40	33	28	34	53	26	26	63		
			ENE	29	32	37	54	34	42	32	35	44	38	28	30	54		
			E	38	33	27	32	31	47	33	22	23	19	31	23	47		
			ESE	28	35	20	47	37	31	29	24	28	21	32	31	47		
			SE	34	32	27	49	37	30	26	26	28	19	30	31	49		
			SSE	25	38	30	45	32	35	26	24	25	19	49	27	49		
			S	12	19	41	38	42	28	24	33	20	23	42	8	42		
			SSW	18	22	39	47	56	42	23	21	17	22	31	16	56		
			SW	49	50	49	56	64	34	24	35	33	29	56	54	64		
			WSW	62	54	58	69	70	41	34	49	50	53	67	66	70		
			W	50	64	50	60	70	43	39	36	61	46	80	64	80		
			WNW	25	47	39	59	47	38	32	35	40	50	25	35	59		
			NW	16	12	28	21	35	38	17	27	29	28	17	26	38		
			NNW	11	14	16	16	22	21	11	10	28	15	16	8	28		
			N	9	11	12	24	11	27	20	29	15	24	16	11	29		
			(0.1%)	Hourly Occurrence Percentage	CALM	331	284	250	178	159	207	284	270	263	273	264	238	250
					NNE	12	21	9	24	20	28	17	20	26	34	13	15	20
					NE	89	83	94	83	138	135	97	70	132	112	76	89	100
					ENE	94	115	121	142	133	111	97	74	106	121	115	103	111
					E	50	40	36	57	47	47	89	47	42	34	46	63	50
					ESE	40	40	28	46	41	39	73	46	36	26	61	42	43
					SE	52	28	30	44	45	32	66	34	33	17	38	40	38
					SSE	13	30	15	21	39	35	48	30	13	8	21	22	24
					S	3	9	15	28	35	21	30	24	26	23	11	3	19
					SSW	8	10	23	24	31	28	26	15	22	17	13	8	19
					SW	36	63	54	51	52	32	17	30	31	24	28	38	38
WSW	125	140			147	136	102	82	26	70	78	74	142	167	107			
W	87	85			103	81	80	107	74	120	101	101	99	106	95			
WNW	30	27			42	42	42	42	39	108	61	85	43	36	50			
NW	11	7			12	19	22	35	5	27	18	31	8	22	18			
NNW	9	7	13	7	11	10	8	5	7	9	13	5	9					
N	8	10	8	18	3	11	5	12	6	12	11	4	9					

Element		1	2	3	4	5	6	7	8	9	10	11	12		
Number of Days With Classified	Daily Max. Temp.	0.0	12	3										14	29
		0.1 ~ 10.0	19	23	13	1							17	17	90
		10.1 ~ 20.0		2	18	17	4	1				1	18	13	74
		20.1 ~ 30.0				12	26	21	20	23	29	13			144
		30.1						8	11	8					27
	Daily Mean Temp.	-5.0	15	9									1	18	43
		-4.9 ~ 0.0	11	14	4								13	11	53
		0.1 ~ 10.0	5	5	27	10					1	11	14	2	75
		10.1 ~ 20.0				20	29	16		6	29	20	2		122
		20.1					1	14	31	25					71
	Daily Min. Temp.	-15.0	12	8										9	29
		-14.9 ~ -5.0	15	16	15							1	16	19	82
		-4.9 ~ 0.0	4	4	12	7						3	11	3	44
		0.1 ~ 10.0			4	23	22	7			12	20	3		91
		10.1					8	23	31	31	18	7			118
	Daily Precip.	0.1mm	4	5	6	8	7	11	17	17	4	7	2	5	93
		10.0mm			1	1	1	1	12	9	2	1	1	1	30
		30.0mm							6	4	1	1			12
		80.0mm							3						3
		100.0mm							2						2
Hourly Max. Precip.	1.0mm	4	2	5	7	7	7	16	13	4	5	3	3	76	
	6.0mm				1	1	2	10	8	1	1	1		25	
	10.0mm					1		7	6	1	1			16	
	20.0mm							5	1	1				7	
	30.0mm							3		1				4	
Daily Max. Wind Speed	0.5 ~ 3.3%	1						2	1		1		1	6	
	3.4 ~ 7.9%	20	20	20	7	18	20	24	26	23	28	19	18	243	
	8.0 ~ 13.8%	9	8	11	21	9	10	5	4	7	2	9	12	107	
	13.9%	1			2	3						2		8	
10 - Day Summary	Mean Temp. (0.1 )	1st	-3	-61	3	96	155	171	236	249	182	152	70	-36	
		2nd	-74	-34	31	110	154	196	242	217	165	112	-10	-93	
		3rd	-82	-9	34	123	177	219	241	202	157	78	-11	-45	
	Mean Max. Temp. (0.1 )	1st	62	10	71	176	243	240	283	308	259	216	149	21	
		2nd	3	44	133	189	233	291	290	264	242	188	61	-22	
		3rd	-10	59	100	213	260	293	278	260	242	183	58	12	
	Mean Min. Temp. (0.1 )	1st	-55	-137	-60	21	70	99	202	206	127	103	-6	-97	
		2nd	-140	-115	-57	39	78	108	210	186	105	63	-76	-168	
		3rd	-165	-70	-23	20	92	161	210	155	92	1	-73	-105	
	Mean Wind Speed (0.1%)	1st	11	11	19	15	17	15	11	10	9	9	14	15	
		2nd	15	15	12	20	18	14	10	9	13	11	15	16	
		3rd	12	14	11	20	15	12	8	12	11	12	13	11	
Total Precip. (0.1mm)	1st		10	20	225	40	215	4395	465	20	115		40		
	2nd	25	80		255	215	15	1650	1030	480	440	10			
	3rd	105	35	255		60	285	560	1315	15	5	160	160		

Element		1	2	3	4	5	6	7	8	9	10	11	12					
(0.1 )	Air Temp.	Mean	-36	-14	47	130	182	218	256	243	192	138	34	-37	113			
		Mean Max.	35	58	127	213	267	294	301	294	261	212	108	22	183			
		Mean Min.	-97	-80	-25	52	103	150	225	204	135	81	-31	-93	52			
		Highest	134	135	195	290	308	355	344	359	294	270	196	88	359			
		Date	8	16	19	30	30	23	25	5	4	8	8	23	08/05			
		Lowest	-189	-156	-76	-14	46	89	202	133	55	-39	-106	-171	-189			
		Date	24	2	8	3	7	4	6	31	29	31	19	13	01/24			
(0.1mm)	Precip.	00~24h Total	125	105	210	380	270	1140	5695	3050	160	230	240	175	11780			
		Highest. 1	Daily	60	55	75	105	120	560	1520	555	100	105	160	100	1520		
			Date	29	22	31	18	24	27	2	18	11	11	25	24	07/02		
			Hourly	20	10	25	60	70	510	480	470	25	40	65	30	510		
	Date	27	22	31	18	13	27	2	18	11	2	25	24	06/27				
(0.1%)	Wind	Mean Speed	12	14	14	19	17	15	10	13	12	12	11	12	13			
		Highest Gust Speed	128	119	158	138	187	119	127	113	113	126	167	129	187			
		Dir.	SW	SW	SW	WSW	WNW	SW	NNW	SSW	NW	ENE	WNW	WSW	WNW			
		Date	12	10	9	28	13	9	2	24	28	22	15	11	05/13			
(0.1%)	Wind Directions Only	Hourly Occurrence Maximum Speed	NNE	33	18	47	33	41	47	30	48	42	39	24	15	48		
			NE	48	24	39	41	29	39	35	39	47	51	27	20	51		
			ENE	44	18	39	43	35	47	16	29	35	45	19	19	47		
			E	24	17	21	56	17	37	11	24	44	21	17	12	56		
			ESE	17	10	26	29	19	24	20	25	34	16	14	14	34		
			SE	21	18	36	38	29	17	19	16	13	16	22	13	38		
			SSE	23	29	33	35	40	27	17	17	13	13	20	20	40		
			S	33	28	40	38	38	30	27	22	27	25	31	33	40		
			SSW	37	43	33	62	49	34	46	48	41	46	45	39	62		
			SW	64	48	57	63	69	61	65	50	38	39	63	58	69		
			WSW	52	46	56	57	77	34	29	26	46	44	53	58	77		
			W	43	41	42	48	46	28	38	21	19	30	60	45	60		
			WNW	50	43	37	45	44	31	16	24	21	26	52	50	52		
			NW	12	33	16	14	17	23	13	21	17	26	28	11	33		
			NNW	32	25	43	38	26	38	9	38	27	31	23	27	43		
			N	9	35	38	27	20	40	24	50	35	37	22	13	50		
			(0.1%)	Hourly Occurrence Percentage	CALM	294	189	168	139	157	144	292	144	195	208	308	282	210
					NNE	20	51	69	58	61	103	77	185	132	144	49	23	81
					NE	155	174	156	132	128	96	102	147	180	180	104	99	138
					ENE	38	46	48	46	31	33	12	32	54	74	42	38	41
E	24	15			26	18	11	25	5	4	18	19	15	26	17			
ESE	11	12			24	22	13	15	7	12	11	17	15	28	16			
SE	11	13			12	22	11	10	9	3	7	7	11	17	11			
SSE	23	21			31	17	16	10	9	8	11	9	15	9	15			
S	50	48			54	35	36	38	15	15	28	24	47	27	34			
SSW	67	63			74	68	101	100	93	56	85	46	64	63	73			
SW	128	164			121	176	205	149	156	87	78	58	115	130	130			
WSW	106	118			102	129	131	107	89	42	45	39	110	141	96			
W	39	46			40	54	38	36	46	28	24	15	39	46	37			
WNW	12	12			19	29	12	10	13	19	13	11	13	16	15			
NW	9	12	4	13	8	19	12	16	17	15	13	8	12					
NNW	7	7	22	19	12	43	24	69	39	52	18	22	28					
N	7	10	31	22	30	63	39	133	63	82	22	24	44					



Element		1	2	3	4	5	6	7	8	9	10	11	12		
Number of Days With Classified	Daily Max. Temp.	0.0	9	1										9	19
		0.1 ~ 10.0	19	24	7								14	22	86
		10.1 ~ 20.0	3	3	24	9		1				13	16		69
		20.1 ~ 30.0				21	26	15	16	18	30	18			144
		30.1					5	14	15	13					47
	Daily Mean Temp.	-5.0	13	5										12	30
		-4.9 ~ 0.0	9	12	2								10	14	47
		0.1 ~ 10.0	9	11	29	3						5	17	5	79
		10.1 ~ 20.0				27	27	12		4	17	26	3		116
		20.1					4	18	31	27	13				93
	Daily Min. Temp.	-15.0	8	1										5	14
		-14.9 ~ -5.0	13	22	9								12	20	76
		-4.9 ~ 0.0	10	5	15	2						2	12	6	52
		0.1 ~ 10.0			7	27	16	3			3	16	6		78
		10.1				1	15	27	31	31	27	13			145
	Daily Precip.	0.1mm	5	4	9	7	4	9	18	14	5	5	4	6	90
		10.0mm				2	1	2	13	9	1	1	1	1	31
		30.0mm						1	7	4					12
		80.0mm							1						1
		100.0mm							1						1
	Hourly Max. Precip.	1.0mm	3	3	8	6	4	9	16	11	3	3	2	4	72
6.0mm					1	1	5	9	8			1		25	
10.0mm							2	9	6					17	
20.0mm							1	4	2					7	
30.0mm							1	3	1					5	
Daily Max. Wind Speed	0.5 ~ 3.3%	5	1						1	1		4	6	18	
	3.4 ~ 7.9%	18	15	20	6	19	22	26	27	24	28	15	17	237	
	8.0 ~ 13.8%	8	12	10	24	10	8	5	3	5	3	9	8	105	
	13.9%			1		2						2		5	
10 - Day Summary	Mean Temp. (0.1 )	1st	16	-35	22	120	174	193	254	271	205	180	86	-17	
		2nd	-55	-9	57	129	174	220	256	240	191	136	9	-77	
		3rd	-66	7	60	142	197	242	259	221	182	103	7	-19	
	Mean Max. Temp. (0.1 )	1st	85	30	100	196	262	260	301	322	268	240	166	38	
		2nd	18	65	155	208	256	306	307	286	260	201	80	-12	
		3rd	4	85	126	234	281	317	296	275	255	198	78	37	
	Mean Min. Temp. (0.1 )	1st	-34	-93	-46	54	96	125	222	229	154	131	14	-71	
		2nd	-117	-82	-32	56	100	138	222	210	132	87	-55	-144	
		3rd	-137	-59	1	45	113	186	232	176	119	30	-51	-68	
	Mean Wind Speed (0.1%)	1st	13	13	17	17	17	18	11	11	9	13	11	12	
		2nd	12	15	13	20	19	15	10	17	16	12	12	12	
		3rd	11	13	13	19	15	13	10	12	11	12	12	11	
Total Precip. (0.1mm)	1st			45	170	80	200	3640	175	15	115	70	40		
	2nd	25	50		210	70	80	1590	1790	125	115	5	20		
	3rd	100	55	165		120	860	465	1085	20		165	115		

		Element	1	2	3	4	5	6	7	8	9	10	11	12				
(0.1 )	Air Temp.	Mean	-39	-18	21	110	161	182	233	213	164	110	36	-38	95			
		Mean Max.	22	44	94	181	233	258	277	260	230	172	93	12	156			
		Mean Min.	-98	-82	-41	40	90	118	197	177	115	68	-27	-95	39			
		Highest	94	105	164	269	309	322	324	334	273	246	173	72	334			
		Date	7	16	30	30	20	19	19	5	9	8	2	23	08/05			
		Lowest	-198	-136	-77	-18	23	38	149	106	45	-34	-89	-175	-198			
		Date	24	11	11	13	2	11	27	27	29	31	23	14	01/24			
(0.1mm)	Precip.	00~24h Total	245	95	130	540	230	395	2560	2155	445	370	220	65	7450			
		Highest. 1	Daily	140	60	60	175	130	130	580	380	160	115	95	60	580		
			Date	20	22	31	17	24	24	2	15	11	11	25	24	07/02		
			Hourly	70	15	15	65	80	55	180	175	145	65	50	30	180		
(0.1%)	Wind	Mean Speed	20	22	16	21	21	15	17	14	14	13	23	24	18			
		Highest Gust Speed	176	223	162	197	180	134	139	161	133	138	163	158	223			
		Dir.	W	S	SSE	SE	SSE	NNW	SSE	S	NW	S	W	SSW	S			
		Date	12	16	9	14	14	4	2	24	19	31	15	22	02/16			
(0.1%)	Wind Directions Only	Hourly Occurrence Maximum Speed	NNE	26	38	30	37	41	37	34	27	26	30	41	20	41		
			NE	44	19	34	28	38	29	26	27	27	41	25	29	44		
			ENE	28	17	29	35	38	37	31	22	32	24	19	40	40		
			E	28	15	33	49	51	33	25	28	28	29	48	33	51		
			ESE	48	40	29	43	52	29	34	68	30	30	49	40	68		
			SE	77	63	58	63	69	53	55	63	50	47	65	51	77		
			SSE	67	87	62	61	66	53	64	59	53	65	69	69	87		
			S	60	76	55	55	60	49	56	45	44	48	58	56	76		
			SSW	37	37	38	48	57	35	18	19	22	20	46	37	57		
			SW	41	25	34	37	35	23	16	18	27	18	34	45	45		
			WSW	42	33	33	40	36	25	34	18	31	26	34	33	42		
			W	54	44	52	39	40	23	25	23	30	28	54	37	54		
			WNW	46	45	27	39	44	44	31	23	28	38	34	44	46		
			NW	39	33	30	40	50	29	25	24	23	28	30	38	50		
			NNW	24	31	37	39	41	38	32	36	35	50	22	12	50		
			N	31	55	45	41	42	40	34	45	37	40	24	21	55		
			(0.1%)	Hourly Occurrence Percentage	CALM	134	121	192	82	124	148	110	147	128	222	90	69	131
					NNE	15	9	24	36	34	58	44	78	40	48	13	8	34
					NE	12	3	19	14	17	20	8	28	15	30	6	9	15
					ENE	11	12	22	15	28	20	7	8	15	23	14	12	16
E	17	10			16	25	20	23	19	12	22	13	18	17	18			
ESE	93	85			71	65	59	23	54	30	42	35	97	56	59			
SE	149	138			73	128	141	75	137	77	79	40	160	171	114			
SSE	230	274			159	173	165	81	164	55	101	73	231	308	167			
S	97	110			85	97	63	94	78	54	89	50	120	144	90			
SSW	34	30			31	43	31	53	47	56	71	35	35	27	41			
SW	22	19			19	28	15	29	20	17	31	16	25	23	22			
WSW	20	21			12	24	13	12	26	19	21	20	39	27	21			
W	36	33			28	33	22	19	50	23	28	13	53	44	32			
WNW	28	31			13	28	24	37	52	44	32	26	31	27	31			
NW	34	36	55	61	59	76	50	62	64	65	29	27	51					
NNW	35	45	106	74	108	122	58	141	126	157	28	20	85					
N	34	24	75	72	77	111	77	149	96	134	13	11	73					

Element		1	2	3	4	5	6	7	8	9	10	11	12			
Number of Days With Classified	Daily Max. Temp.	0.0	9	3										11	23	
		0.1 ~ 10.0	22	23	16	1							17	20	99	
		10.1 ~ 20.0		2	15	20	8	1				6	28	13		93
		20.1 ~ 30.0				9	22	24	23	26	24	3				131
		30.1					1	3	8	5						17
	Daily Mean Temp.	- 5.0	15	5											12	32
		- 4.9 ~ 0.0	9	15	4								9	16	53	
		0.1 ~ 10.0	7	8	27	14	1					10	19	3	89	
		10.1 ~ 20.0				16	26	18		12	30	21	2		125	
		20.1					4	10	31	19					64	
	Daily Min. Temp.	- 15.0	9												1	10
		- 14.9 ~ - 5.0	13	23	12								12	26	86	
		- 4.9 ~ 0.0	9	4	17	7						3	9	4	53	
		0.1 ~ 10.0		1	2	20	17	8			7	21	9		85	
		10.1				3	14	20	31	31	23	7			129	
	Daily Precip.	0.1mm	4	3	6	9	3	11	18	18	7	9	4	2	94	
		10.0mm	1			1	1	1	8	8	2	1			23	
		30.0mm							2	2					4	
		80.0mm														
		100.0mm														
Hourly Max. Precip.	1.0mm	4	2	4	8	3	7	15	17	6	7	4	1	78		
	6.0mm	1			1	1		7	7	3	2			22		
	10.0mm							5	3	2				10		
	20.0mm															
	30.0mm															
Daily Max. Wind Speed	0.5 ~ 3.3%	1								1			1	3		
	3.4 ~ 7.9%	12	9	13	4	8	16	15	24	21	20	3	3	148		
	8.0 ~ 13.8%	14	16	17	21	18	12	15	6	8	11	24	22	184		
	13.9%	4	3	1	5	5		1	1			3	5	28		
10 - Day Summary	Mean Temp.	1st	8	- 35	10	86	150	158	230	236	170	141	84	- 26		
		2nd	- 59	- 11	24	117	162	180	244	201	166	109	13	- 70		
		3rd	- 63	- 5	29	126	172	204	225	202	157	84	11	- 19		
	Mean Max. Temp.	1st	61	28	68	163	222	223	273	292	243	189	148	23		
		2nd	5	48	120	182	228	268	294	233	220	165	68	- 14		
		3rd	2	59	94	199	248	277	264	255	227	164	62	26		
	Mean Min. Temp.	1st	- 38	- 95	- 43	18	77	89	198	198	122	112	15	- 81		
		2nd	- 116	- 83	- 53	60	94	108	199	182	121	73	- 44	- 133		
		3rd	- 137	- 63	- 27	43	100	151	193	154	103	24	- 54	- 72		
	Mean Wind Speed	1st	19	21	23	17	22	18	18	13	11	11	23	22		
		2nd	20	27	13	23	23	16	19	12	16	12	24	26		
		3rd	20	17	14	24	18	13	13	16	15	16	21	24		
Total Precip.	1st			35	215	15	90	1845	240	10	165	90	5			
	2nd	140	35		320	85	55	300	1095	350	190					
	3rd	105	60	95	5	130	250	415	820	85	15	130	60			

Element		1	2	3	4	5	6	7	8	9	10	11	12					
(0.1 )	Air Temp.	Mean	- 45	- 27	35	118	169	213	256	239	187	124	22	- 53	103			
	Mean Max.	28	45	120	205	254	292	302	291	268	212	93	10	177				
	Mean Min.	- 107	- 95	- 36	36	89	143	225	199	124	58	- 42	- 116	40				
	Highest	107	111	184	273	297	336	342	347	296	274	206	88	347				
	Date	8	28	19	30	3	23	6	5	4	2	1	23	08/05				
	Lowest	- 184	- 163	- 98	- 27	29	73	196	117	31	- 50	- 121	- 196	- 196				
	Date	23	2	8	2	7	4	1	30	29	30	19	12	12/12				
(0.1mm)	Precip.	00~24h Total	105	105	105	550	380	415	5555	3050	205	150	365	50	11035			
		Highest. 1	Daily	40	45	35	150	180	140	1750	820	105	105	170	40	1750		
	Date	27	17	31	18	13	7	22	15	11	11	3	24	07/22				
	Hourly	35	30	35	55	160	100	520	360	60	45	170	15	520				
Date	27	17	26	18	13	27	22	24	19	11	3	24	07/22					
(0.1%)	Wind	Mean Speed	12	12	13	20	16	16	15	16	12	11	11	11	14			
		Highest Gust Speed	122	110	124	147	169	111	107	111	123	132	139	97	169			
		Dir.	S	SSW	NNE	SSW	SW	SW	WSW	SSW	NNW	NE	WSW	NW	SW			
Date	26	25	27	12	6	8	8	24	19	22	10	16	05/06					
(0.1%)	Wind Directions Only	Hourly Occurrence Maximum Speed	NNE	49	35	52	66	43	57	53	58	62	63	30	41	66		
			NE	39	17	50	53	35	53	48	45	53	54	26	17	54		
			ENE	28	8	20	39	11	13	10	22	36	20	14	12	39		
			E	6	6	11	9	18		7	7	10	6	23	9	23		
			ESE	8	5	10	9			7		6	9	11	9	11		
			SE	12		6	10			12		11		10		12		
			SSE	7	17	21	11	9	15	12		14	9	14	15	21		
			S	29	31	33	44	42	24	36	27	19	25	30	30	44		
			SSW	68	58	53	73	82	66	42	54	51	32	55	42	82		
			SW	44	53	64	73	85	57	44	35	51	39	49	37	85		
			WSW	45	45	49	40	55	35	38	28	30	30	36	34	55		
			W	34	38	44	39	40	31	19	20	26	24	37	35	44		
			WNW	39	40	40	47	39	42	22	27	29	40	48	47	48		
			NW	40	40	44	42	49	33	23	29	27	26	35	43	49		
			NNW	32	40	39	30	34	43	27	28	20	27	22	33	43		
			N	32	36	41	49	26	38	36	34	37	50	20	25	50		
			(0.1%)	Hourly Occurrence Percentage	CALM	347	341	363	238	298	251	191	195	346	415	350	339	306
					NNE	73	39	52	75	41	119	118	277	136	159	50	61	100
					NE	36	15	42	28	22	54	35	112	72	51	24	16	42
					ENE	12	9	9	17	3	6	5	18	11	7	6	9	9
E	1	1			5	1	3		4	4	4	4	10	4	4			
ESE	1	1			1	1			3		1	3	4	3	2			
SE	5				1	4		4		4			1		2			
SSE	4	9			7	7	4	3	4		7	4	6	17	6			
S	65	100			40	39	54	25	34	19	39	35	66	71	49			
SSW	168	182			187	264	230	148	280	83	122	71	154	160	171			
SW	82	80			87	140	176	159	169	50	86	65	101	82	107			
WSW	47	39			43	36	53	60	43	25	43	36	39	46	42			
W	40	52			22	22	26	39	17	10	17	20	46	52	30			
WNW	56	61	50	43	22	29	17	25	25	32	67	55	40					
NW	28	34	31	26	16	18	19	16	13	17	25	40	24					
NNW	12	15	22	17	27	38	13	34	19	23	18	13	21					
N	22	22	38	42	25	47	47	129	58	58	34	30	46					

Element		1	2	3	4	5	6	7	8	9	10	11	12		
Number of Days With Classified	Daily Max. Temp.	0.0	10	2									1	14	27
		0.1 ~ 10.0	20	24	6								16	17	83
		10.1 ~ 20.0	1	2	25	12	3	1				10	12		66
		20.1 ~ 30.0				18	27	18	14	19	30	21	1		148
		30.1						11	17	11					39
	Daily Mean Temp.	-5.0	17	6									2	16	41
		-4.9 ~ 0.0	7	17	3								10	11	48
		0.1 ~ 10.0	7	5	28	6						9	13	4	72
		10.1 ~ 20.0				24	29	11		5	20	21	5		115
		20.1					1	19	31	25	10	1			87
	Daily Min. Temp.	-15.0	7	2										8	17
		-14.9 ~ -5.0	19	24	12							1	14	19	89
		-4.9 ~ 0.0	4	2	17	5						2	9	4	43
		0.1 ~ 10.0	1		2	25	20	4			8	21	6		87
		10.1					10	26	31	30	22	7	1		127
	Daily Precip.	0.1mm	4	6	6	5	5	7	15	16	4	2	4	2	76
		10.0mm				3	1	2	10	7	1	1	2		27
		30.0mm							6	3					9
		80.0mm							2	1					3
		100.0mm							2						2
Hourly Max. Precip.	1.0mm	3	3	3	5	4	6	12	13	4	2	4	1	60	
	6.0mm					1	1	8	7	1		1		19	
	10.0mm					1	1	5	3			1		11	
	20.0mm							3	1					4	
	30.0mm							2	1					3	
Daily Max. Wind Speed	0.5 ~ 3.3%									1		1	1	3	
	3.4 ~ 7.9%	22	20	19	6	16	18	24	23	20	24	20	25	237	
	8.0 ~ 13.8%	9	8	12	23	12	12	7	7	9	7	8	5	119	
	13.9%				1	2						1		4	
10 - Day Summary	Mean Temp. (0.1 )	1st	7	-43	6	109	163	189	253	269	205	168	89	-36	
		2nd	-67	-28	44	119	163	212	262	238	184	114	-8	-98	
		3rd	-71	-7	53	126	181	237	254	209	174	93	-15	-29	
	Mean Max. Temp. (0.1 )	1st	73	20	84	188	252	265	300	330	274	240	168	30	
		2nd	11	51	142	201	244	298	315	279	268	198	61	-27	
		3rd	2	68	134	225	265	311	291	264	263	198	52	27	
	Mean Min. Temp. (0.1 )	1st	-49	-103	-58	35	78	115	221	226	154	116	14	-99	
		2nd	-128	-104	-41	44	87	132	228	205	116	45	-67	-167	
		3rd	-140	-75	-12	28	103	182	227	168	101	18	-75	-85	
	Mean Wind Speed (0.1%)	1st	13	12	14	19	18	18	14	14	7	13	12	11	
		2nd	11	13	11	23	17	16	15	23	17	10	11	11	
		3rd	12	13	14	20	14	13	16	12	12	11	10	10	
Total Precip. (0.1mm)	1st		5	15	230	105	240	2690	180	25	45	230	10		
	2nd		90		320	185	50	325	1825	165	105	15			
	3rd	105	10	90		90	125	2540	1045	15		120	40		

Element		1	2	3	4	5	6	7	8	9	10	11	12					
(0.1 )	Air Temp.	Mean	- 46	- 26	33	118	170	210	250	233	180	121	20	- 56	101			
		Mean Max.	28	45	118	200	250	284	296	287	258	207	93	7	173			
		Mean Min.	- 111	- 92	- 41	39	95	140	215	191	115	54	- 45	- 119	37			
		Highest	112	110	187	275	299	335	343	358	293	269	182	85	358			
		Date	8	28	19	30	3	23	6	5	26	2	7	23	08/05			
		Lowest	- 189	- 162	- 98	- 31	33	72	176	116	35	- 55	- 121	- 225	- 225			
		Date	24	2	8	2	7	11	1	30	29	31	19	12	12/12			
(0.1mm)	Precip.	00~24h Total	115	160	155	530	370	360	4960	3235	175		195	205	10460			
		Highest. 1	Daily	50	100	75	200	150	125	1380	800	165		65	115	1380		
			Date	29	17	31	5	23	7	10	20	11		10	24	07/10		
			Hourly	35	40	20	70	145	50	745	490	55		50	30	745		
(0.1%)	Wind	Date	27	17	31	18	13	13	23	24	11		13	10	07/23			
		Mean Speed	16	18	18	24	21	18	14	19	16	14	17	16	18			
		Highest Gust Speed	115	96	125	136	152	101	92	104	136	98	134	125	152			
(0.1%)	Wind Directions Only	Dir.	WSW	SW	WSW	SW	SSW	SW	NNE	S	SW	WSW	W	WSW	SSW			
		Date	22	19	23	14	14	9	23	24	19	29	15	10	05/14			
		Hourly Occurrence Maximum Speed	NNE	58	30	49	64	28	49	46	56	60	58	27	31	64		
			NE	23	20	39	49	30	40	30	49	57	41	26	21	57		
			ENE	17	12	32	52	22	29	19	30	49	34	21	16	52		
			E	10	12	11	27	13	34	18	23	29	15	20	15	34		
			ESE	7	18	8	21	7	23	12	19	15	22	24	14	24		
			SE	21	31	30	41	18	24	19	22	28	17	30	33	41		
			SSE	23	34	25	35	33	23	26	30	28	28	37	43	43		
			S	34	34	39	47	60	38	36	53	39	33	46	38	60		
			SSW	59	53	61	85	86	74	42	66	55	43	68	48	86		
			SW	58	57	56	81	78	53	42	50	53	60	80	54	81		
			WSW	66	59	58	62	66	45	35	41	38	38	74	50	74		
			W	59	52	63	59	56	42	44	31	36	47	55	48	63		
			WNW	28	54	48	64	59	30	33	36	38	26	59	49	64		
			NW	56	12	33	50	24	51	17	34	26	57	40	40	57		
			NNW	26	42	40	44	33	32	23	59	30	44	15	21	59		
			N	63	30	45	61	30	45	50	62	39	50	27	30	63		
			(0.1%)	Hourly Occurrence Percentage	CALM	179	132	136	81	74	68	152	83	129	156	106	132	119
					NNE	129	156	148	142	114	132	83	183	143	151	129	133	137
NE	32				31	52	38	26	59	39	85	65	50	44	46	47		
ENE	9	3			11	21	9	20	11	22	19	20	14	20	15			
E	4	4			1	10	4	8	9	22	7	9	11	9	8			
ESE	1	6			4	8	5	6	5	11	3	9	14	7	7			
SE	23	21			31	17	11	31	23	24	14	19	29	17	22			
SSE	48	51			40	33	44	35	32	30	56	55	67	40	44			
S	93	70			83	81	82	63	62	65	79	93	75	73	77			
SSW	103	128			106	143	124	105	141	61	71	67	119	124	108			
SW	130	153			95	131	136	124	112	64	81	74	122	113	111			
WSW	66	60			69	72	90	77	65	41	44	48	68	55	63			
W	20	28			47	47	47	46	43	27	32	32	28	31	36			
WNW	3	18			22	14	16	13	11	19	17	12	17	15	15			
NW	7	3			8	11	12	8	15	24	17	22	15	16	13			
NNW	17	16			23	17	36	53	52	68	53	40	22	30	36			
N	134	119			124	136	169	153	144	173	171	142	119	140	144			

Element		1	2	3	4	5	6	7	8	9	10	11	12			
Number of Days With Classified	Daily Max. Temp.	0.0	10	2									1	14	27	
		0.1 ~ 10.0	18	24	10								16	17	85	
		10.1 ~ 20.0	3	2	21	14	4	1					12	13	70	
		20.1 ~ 30.0				16	27	17	16	20	30	19				145
		30.1						12	15	10						37
	Daily Mean Temp.	- 5.0	15	6									2	17	40	
		- 4.9 ~ 0.0	9	16	3								11	10	49	
		0.1 ~ 10.0	7	6	28	6						9	12	4	72	
		10.1 ~ 20.0				24	29	12		6	28	22	5		126	
		20.1					2	18	31	24	2				77	
	Daily Min. Temp.	- 15.0	9	2										9	20	
		- 14.9 ~ - 5.0	17	24	11							2	14	18	86	
		- 4.9 ~ 0.0	5	2	18	4						1	10	4	44	
		0.1 ~ 10.0			2	26	19	4			10	21	6		88	
		10.1					12	26	31	30	20	7			126	
	Daily Precip.	0.1mm	4	5	6	7	4	10	15	12	2		7	4	76	
		10.0mm		1		2	2	1	10	6	1			1	24	
		30.0mm							6	4					10	
		80.0mm							2	1					3	
		100.0mm							1						1	
	Hourly Max. Precip.	1.0mm	3	4	3	5	4	7	15	10	1		3	2	57	
6.0mm					1	2		10	5					18		
10.0mm						1		7	5					13		
20.0mm								3	2					5		
30.0mm								2	1					3		
Daily Max. Wind Speed	0.5 ~ 3.3%	1	1					1						3		
	3.4 ~ 7.9%	21	19	19	11	22	22	26	22	25	28	22	23	260		
	8.0 ~ 13.8%	9	8	12	19	7	8	4	8	5	3	8	8	99		
	13.9%					2								2		
10 - Day Summary	Mean Temp. (0.1 )	1st	4	- 45	6	108	165	186	245	264	196	165	83	- 34		
		2nd	- 68	- 24	46	118	161	211	255	234	176	111	- 7	- 103		
		3rd	- 73	- 5	47	127	183	232	250	207	167	90	- 15	- 32		
	Mean Max. Temp. (0.1 )	1st	78	17	83	184	250	254	294	330	269	234	161	30		
		2nd	9	52	146	197	236	295	307	276	254	194	60	- 33		
		3rd	0	70	124	218	264	303	289	263	253	194	58	22		
	Mean Min. Temp. (0.1 )	1st	- 55	- 98	- 60	39	83	117	208	216	140	115	11	- 98		
		2nd	- 132	- 102	- 43	46	91	128	217	201	110	44	- 70	- 181		
		3rd	- 144	- 71	- 22	33	109	174	220	162	96	8	- 77	- 84		
	Mean Wind Speed (0.1%)	1st	16	17	21	20	22	21	16	15	11	14	17	18		
		2nd	17	20	17	25	22	18	13	26	22	14	18	17		
		3rd	15	16	17	25	20	16	14	16	16	16	15	15		
Total Precip. (0.1mm)	1st		5	15	265	75	230	3275	145	10		65	80			
	2nd	5	140		265	145	50	140	1700	165		55				
	3rd	110	15	140		150	80	1545	1390			75	125			

Element		1	2	3	4	5	6	7	8	9	10	11	12					
(0.1 )	Air Temp.	Mean	-28	-10	52	128	180	220	260	247	202	142	44	-27	118			
		Mean Max.	33	53	132	210	270	304	304	296	272	219	110	23	186			
		Mean Min.	-84	-69	-14	62	107	154	229	211	144	82	-15	-80	61			
		Highest	111	127	192	284	319	359	344	352	307	285	207	96	359			
		Date	8	28	19	30	30	23	25	4	8	2	1	3	06/23			
		Lowest	-164	-126	-79	2	57	95	200	133	63	-17	-99	-154	-164			
		Date	23	2	8	2	6	11	1	30	29	30	19	13	01/23			
(0.1mm)	Precip.	00~24h Total	120	75	50	525	140	360	6105	2735	325	230	185	310	11160			
		Highest. 1	Daily	40	35	40	280	55	115	1495	860	285	135	95	155	1495		
			Date	20	17	1	5	9	6	23	20	11	11	25	24	07/23		
			Hourly	30	20	10	75	50	55	515	340	95	45	45	30	515		
(0.1mm)		Date	27	17	1	14	13	6	23	15	11	10	25	24	07/23			
(0.1%)	Wind	Mean Speed	13	15	14	16	14	13	11	9	8	8	14	14	12			
		Highest Gust Speed	111	131	126	141	139	105	116	196	90	103	106	122	196			
		Dir.	NNW	NW	NNW	W	SSW	NW	SW	SE	NW	NNW	N	NNW	SE			
(0.1%)		Date	12	17	7	24	13	1	2	20	28	29	15	10	08/20			
(0.1%)	Wind Directions Only	Hourly Occurrence Maximum Speed	NNE	15	14	23	12	11	17	11	19	17	22	18	18	23		
			NE	12	14	16	21	13	15	10	17	13	24	11	13	24		
			ENE	17	24	16	22	10	16	13	21	18	16	13	17	24		
			E	14	12	8	16	6	13	12	17	16	13	15	12	17		
			ESE	12	5	9	25		9	8	16	10	24	8	10	25		
			SE	8	11	13	26	17	16	17	24	20	13	9	13	26		
			SSE	20	30	30	38	32	39	35	46	25	39	32	22	46		
			S	33	43	26	33	48	33	32	33	21	28	41	37	48		
			SSW	47	43	26	38	50	37	36	29	30	22	34	31	50		
			SW	19	33	33	58	28	39	29	36	30	23	35	21	58		
			WSW	9	29	45	40	58	43	33	51	40	18	46	26	58		
			W	25	37	52	45	57	35	36	46	42	18	39	28	57		
			WNW	51	47	48	52	54	45	33	30	41	31	57	32	57		
			NW	63	65	56	50	52	49	28	34	41	50	49	52	65		
			NNW	56	54	61	58	42	30	18	31	30	61	48	66	66		
			N	24	27	23	37	24	30	19	21	22	24	39	27	39		
			(0.1%)	Hourly Occurrence Percentage	CALM	392	323	375	264	327	318	327	447	524	447	329	297	364
					NNE	18	19	15	7	11	10	4	14	17	28	25	22	16
					NE	19	18	30	19	7	14	14	20	18	40	22	27	21
					ENE	42	25	17	17	16	11	18	28	28	40	26	39	26
E	18	7			4	7	4	11	11	37	24	15	21	28	16			
ESE	4	3			1	14		13	5	20	10	11	7	5	8			
SE	4	7			13	36	22	38	31	35	13	13	4	12	19			
SSE	18	33			28	64	63	59	108	100	31	42	21	15	49			
S	26	13			11	58	50	67	81	45	47	27	47	67	45			
SSW	34	25			28	58	43	25	81	16	24	12	64	79	41			
SW	9	28			26	65	36	31	55	22	10	9	31	17	28			
WSW	5	28			30	69	65	52	70	30	15	12	15	11	34			
W	24	55			62	92	79	47	72	27	36	13	11	9	44			
WNW	65	85	117	104	152	151	66	54	64	36	38	24	80					
NW	164	149	121	64	79	92	36	45	47	96	108	78	90					
NNW	142	156	102	47	34	49	11	37	63	107	149	218	92					
N	18	24	20	14	13	14	9	23	32	50	82	50	29					



Element		1	2	3	4	5	6	7	8	9	10	11	12			
Number of Days With Classified	Daily Max. Temp.	0.0	10	2										11	23	
		0.1 ~ 10.0	18	22	4								14	20	78	
		10.1 ~ 20.0	3	4	27	9		1				7	15		66	
		20.1 ~ 30.0				21	27	10	12	17	28	24	1		140	
		30.1					4	19	16	13	2				54	
	Daily Mean Temp.	-5.0	12	1											9	22
		-4.9 ~ 0.0	10	16	2								9	14	51	
		0.1 ~ 10.0	9	11	29	2						5	15	8	79	
		10.1 ~ 20.0				28	25	7		3	11	21	6		101	
		20.1					6	23	28	27	19	5			108	
	Daily Min. Temp.	-15.0	2												1	3
		-14.9 ~ -5.0	19	20	3								10	22	74	
		-4.9 ~ 0.0	8	8	16							2	11	6	51	
		0.1 ~ 10.0	2		12	28	11	2			1	20	8	2	86	
		10.1				2	20	28	28	30	29	9	1		147	
	Daily Precip.	0.1mm	5	5	3	6	4	6	21	13	4	4	5	7	83	
		10.0mm				1		2	8	5	1	1		1	19	
		30.0mm							6	3					9	
		80.0mm							3	2					5	
		100.0mm							2						2	
	Hourly Max. Precip.	1.0mm	4	2	1	7	3	5	18	12	2	4	5	5	68	
		6.0mm				2			8	8	1				19	
		10.0mm							7	4					11	
20.0mm								6	2					8		
30.0mm								3	1					4		
Daily Max. Wind Speed	0.5 ~ 3.3%		1					1		1			1	4		
	3.4 ~ 7.9%	20	16	21	15	23	25	25	25	27	29	18	21	265		
	8.0 ~ 13.8%	11	11	10	14	7	5	5	4	2	2	12	9	92		
	13.9%				1	1			1					3		
10 - Day Summary	Mean Temp.	1st	24	-26	20	115	172	200		276	213	184	105	-10		
		2nd	-49	-7	63	129	171	222	262	243	201	130	17	-63		
		3rd	-55	6	69	141	197	239	264	223	194	115	11	-10		
	Mean Max. Temp.	1st	84	23	94	195	265	277		327	277	249	175	47		
		2nd	13	63	153	204	256	313	315	283	272	207	79	-12		
		3rd	5	79	147	231	289	322	304	279	268	202	74	34		
	Mean Min. Temp.	1st	-29	-73	-37	55	98	130		241	163	134	41	-62		
		2nd	-104	-76	-11	70	101	144	225	213	138	66	-40	-121		
		3rd	-116	-55	6	62	122	188	238	178	131	48	-47	-59		
	Mean Wind Speed	1st	11	15	18	13	13	17	14	8	4	9	13	15		
		2nd	14	17	12	17	15	12	9	7	10	8	14	15		
		3rd	13	13	12	19	14	10	8	12	10	8	14	12		
Total Precip.	1st		10	40	310	60	250	3660	195	10	95	70	100			
	2nd	40	55		215	50		780	1825	310	135	5	45			
	3rd	80	10	10		30	110	1665	715	5		110	165			

Element		1	2	3	4	5	6	7	8	9	10	11	12				
(0.1 )	Air Temp.	Mean	-25	-5	55	133	185	225	263	249	196	140	44	-28	119		
		Mean Max.	35	54	126	201	257	290	304	295	263	208	102	20	180		
		Mean Min.	-78	-63	-12	64	116	160	232	211	141	86	-12	-75	64		
		Highest	118	120	190	278	306	346	343	361	294	265	180	81	361		
		Date	8	28	19	30	30	23	25	5	8	2	8	23	08/05		
		Lowest	-152	-113	-72	-3	58	103	207	143	40	-12	-86	-142	-152		
		Date	23	11	8	2	7	11	1	31	29	31	19	13	01/23		
(0.1mm)	Precip.	00~24h Total	150	155	105	670	190	725	6035	3195	260		320	245	12050		
		Highest. 1	Daily	55	50	50	365	90	195	1725	1235	215		210	180	1725	
			Date	29	19	31	5	13	26	10	20	11		25	24	07/10	
			Hourly	40	20	25	85	85	185	495	300	75		70	40	495	
(0.1%)	Wind	Date	27	20	31	5	13	26	3	20	11		25	24	07/03		
		Mean Speed	10	12	13	16	14	13	10	10	9	8	11	8	11		
		Highest Gust Speed	130	105	136	170	167	119	105	128	124	115	162	101	170		
		Dir.	SW	SSW	SSW	SSW	SW	S	SSW	SSW	SSW	E	SSW	SSW	SSW		
(0.1%)	Wind Directions Only	Date	27	25	9	14	13	9	10	24	19	22	10	26	04/14		
		Hourly Occurrence Maximum Speed	24	40	30	36	24	28	19	28	26	19	35	28	40		
		NNE	17	16	31	29	25	30	19	18	35	42	18	20	42		
		NE	21	16	24	15	26	31	21	35	45	48	18	23	48		
		ENE	23	16	14	38	24	27	16	33	30	46	9	11	46		
		E	12	14	16	42	23	28	23	26	38	28	12	14	42		
		ESE	22	12	32	36	26	29	27	30	38	27	22	24	38		
		SE	21	27	20	43	35	23	35	35	22	19	16	19	43		
		SSE	13	18	10	25	23	15	27	19	27	11	19	6	27		
		S	36	30	73	56	37	54	52	54	53	30	63	25	73		
		SSW	51	46	61	77	76	60	46	74	53	38	48	43	77		
		SW	52	40	45	60	74	54	46	32	37	26	45	34	74		
		WSW	30	34	30	39	39	38	19	23	31	31	39	29	39		
		W	36	40	28	36	32	35	16	30	22	29	33	34	40		
		WNW	40	37	34	39	27	22	19	28	23	32	43	33	43		
		NW	34	34	40	27	35	33	13	36	30	27	41	33	41		
		NNW	29	37	36	33	32	35	19	29	22	36	37	25	37		
		N	350	280	294	260	327	294	367	378	420	437	318	423	346		
		(0.1%)	Hourly Occurrence Percentage	CALM	78	60	70	35	46	79	44	77	63	74	60	75	63
				NNE	51	60	52	52	31	41	15	48	56	61	60	71	50
NE	58			52	60	59	47	56	20	70	91	72	47	47	56		
ENE	41			22	34	38	16	31	11	44	29	32	28	34	30		
E	12			21	13	24	8	29	37	51	28	24	24	11	23		
ESE	16			15	26	29	22	44	83	77	59	37	24	16	37		
SE	12			15	12	17	22	20	59	28	11	12	11	16	20		
SSE	11			6	5	15	17	6	19	5	17	4	8	3	10		
S	30			34	38	73	46	32	65	15	14	15	24	20	34		
SSW	58			97	109	166	192	132	147	62	35	32	79	40	96		
SW	59			73	94	112	109	85	59	23	28	18	52	30	62		
WSW	27			37	22	22	28	26	19	13	12	16	38	26	24		
W	42			43	28	17	13	12	7	16	15	11	32	42	23		
WNW	58			71	55	20	23	25	11	13	31	31	57	55	37		
NW	45	61	32	22	32	32	12	23	31	34	63	47	36				
NNW	51	54	55	38	22	57	26	56	60	89	77	44	52				

Element		1	2	3	4	5	6	7	8	9	10	11	12			
Number of Days With Classified	Daily Max. Temp.	0.0	8	2										12	22	
		0.1 ~ 10.0	21	23	4									15	19	82
		10.1 ~ 20.0	2	3	27	12	2	1				1	10	15		73
		20.1 ~ 30.0				17	27	16	15	17	24	20				136
		30.1					2	13	16	14						45
	Daily Mean Temp.	- 5.0	10	1											8	19
		- 4.9 ~ 0.0	11	15	1									8	15	50
		0.1 ~ 10.0	10	12	30	3						2	17	8	82	
		10.1 ~ 20.0				26	22	5		2	12	28	5		100	
		20.1					9	25	31	29	14				108	
	Daily Min. Temp.	- 15.0	1												1	
		- 14.9 ~ - 5.0	21	19	3								10	21	74	
		- 4.9 ~ 0.0	8	9	19	1						2	11	8	58	
		0.1 ~ 10.0	1		9	26	6				2	17	8	2	71	
		10.1				2	25	30	31	31	23	11	1		154	
	Daily Precip.	0.1mm	4	5	4	8	4	9	20	16	3		7	4	84	
		10.0mm				2		4	8	6	1		1	1	23	
		30.0mm				1			7	3					11	
		80.0mm							3	1					4	
		100.0mm							1	1					2	
	Hourly Max. Precip.	1.0mm	3	4	3	6	4	6	19	12	2		6	2	67	
6.0mm					3	1	3	9	7	1		1		25		
10.0mm							2	7	4					13		
20.0mm								6	2					8		
30.0mm								5	1					6		
Daily Max. Wind Speed	0.5 ~ 3.3%	3	1					1		2	1	1	1	10		
	3.4 ~ 7.9%	19	16	20	7	17	18	23	29	19	27	23	23	241		
	8.0 ~ 13.8%	9	11	11	21	12	12	7	2	5	2	5	5	102		
	13.9%				1	2						1		4		
10 - Day Summary	Mean Temp. (0.1 )	1st	24	- 19	25	120	178	204	256	277	214	173	100	- 10		
		2nd	- 45	- 3	67	135	176	226	266	245	201	135	21	- 65		
		3rd	- 50	12	72	145	201	244	266	226		113	12	- 12		
	Mean Max. Temp. (0.1 )	1st	83	27	90	188	249	263	299	326	272	232	164	39		
		2nd	13	63	150	197	245	300	312	282	269	199	76	- 14		
		3rd	9	75	135	221	274	306	302	277		194	68	33		
	Mean Min. Temp. (0.1 )	1st	- 27	- 66	- 36	59	105	137	224	238	164	127	40	- 56		
		2nd	- 96	- 71	- 13	71	108	150	229	215	140	81	- 34	- 117		
		3rd	- 108	- 49	10	61	132	194	241	183		53	- 41	- 55		
	Mean Wind Speed (0.1%)	1st	9	12	16	14	14	16	12	8	5	8	9	7		
		2nd	10	12	12	17	15	12	9	9	12	8	12	9		
		3rd	10	12	11	18	14	10	8	12		8	11	8		
Total Precip. (0.1mm)	1st		5	40	445	45	280	4330	325	10		70	50			
	2nd	35	105		225	90	5	725	2120	250		10				
	3rd	115	45	65		55	440	980	750			240	195			

Element		1	2	3	4	5	6	7	8	9	10	11	12					
(0.1 )	Air Temp.	Mean	-29	-10	49	127	175	211	252	237	188	136	39	-36	112			
	Mean Max.	33	52	125	205	255	285	294	285	259	210	102	16	177				
	Mean Min.	-84	-71	-16	57	102	147	223	202	138	87	-16	-85	57				
	Highest	117	125	190	283	303	338	335	356	290	273	189	77	356				
	Date	8	28	30	30	30	23	25	5	8	2	8	23	08/05				
	Lowest	-165	-131	-79	-6	51	89	187	128	62	-24	-84	-159	-165				
	Date	24	2	8	3	8	11	1	30	29	31	19	13	01/24				
(0.1mm)	Precip.	00~24h Total	125	130	75	820	175	765	5260	2940	455	340	110	305	11500			
		Highest. 1	Daily	50	50	55	370	85	275	1320	880	225	265	60	130	1320		
	Date	27	19	31	5	13	13	10	20	11	11	10	24	07/10				
	Hourly	35	25	20	100	85	190	430	210	125	105	40	35	430				
Date	27	17	31	18	13	13	3	20	19	11	10	3	07/03					
(0.1%)	Wind	Mean Speed	11	11	12	15	12	11	9	10	9	10	10	9	11			
		Highest Gust Speed	93	93	115	136	128	120	131	105	126	95	152	127	152			
		Dir.	SW	SW	SSW	S	W	WSW	SW	S	SW	ESE	W	WSW	W			
Date	14	20	9	28	6	9	2	24	19	22	10	10	11/10					
(0.1%)	Wind Directions Only	Hourly Occurrence Maximum Speed	NNE	34	28	31	35	23	27	22	32	33	40	22	20	40		
			NE	40	29	52	50	29	33	33	27	31	39	31	22	52		
			ENE	29	21	34	44	19	27	17	30	26	40	34	28	44		
			E	13	12	25	25	17	21	14	19	23	24	26	12	26		
			ESE	9	11	15	23	12	13	10	25	20	16	17	21	25		
			SE	16	15	30	24	19	18	11	10	12	12	24	22	30		
			SSE	23	21	31	18	17	19	16	17	13	14	18	19	31		
			S	44	36	43	40	37	32	25	28	29	26	29	31	44		
			SSW	39	40	40	65	39	40	30	27	31	21	39	30	65		
			SW	37	50	48	47	59	40	44	45	33	34	45	31	59		
			WSW	40	39	43	48	48	38	28	14	27	28	40	33	48		
			W	27	33	33	42	42	27	25	16	19	29	34	35	42		
			WNW	23	35	27	27		20	14	13	19		18	34	35		
			NW	24	26	22		20	8			12	13	24	23	26		
			NNW	17	10	5	7	13	26	11			10	15	33	33		
			N	13	16	27	18	17	21	15	24	26	18	18	17	27		
			(0.1%)	Hourly Occurrence Percentage	CALM	340	321	336	240	306	289	362	308	349	344	361	413	331
					NNE	69	54	73	60	13	78	67	192	126	177	71	55	86
					NE	69	48	79	68	35	93	71	195	172	167	51	43	91
					ENE	23	25	27	44	23	39	20	63	76	73	44	22	40
					E	17	13	22	10	17	15	5	21	33	31	11	8	17
					ESE	5	13	17	22	15	22	15	16	21	20	7	13	16
					SE	12	13	9	14	15	24	11	7	17	12	18	13	14
					SSE	17	27	36	18	32	61	20	20	18	7	25	23	25
					S	56	67	85	74	133	126	87	37	69	35	56	35	72
					SSW	110	126	91	136	161	86	188	44	28	35	79	95	99
					SW	140	135	112	168	142	82	117	54	46	34	131	134	108
WSW	82	92			62	94	75	49	16	13	17	18	78	83	57			
W	32	36			34	28	19	11	7	3	6	7	31	26	20			
WNW	11	6			8	8		3	1	6	7		7	7	5			
NW	5	9	5		3	4			1	3	11	11	4					
NNW	4	4	1	3	4	3	3			4	4	9	3					
N	7	9	3	13	5	14	8	21	14	34	15	9	13					

Element		1	2	3	4	5	6	7	8	9	10	11	12		
Number of Days With Classified	Daily Max. Temp.	0.0	9	1										10	20
		0.1 ~ 10.0	19	24	5								15	21	84
		10.1 ~ 20.0	3	3	26	12	2	1				12	15		74
		20.1 ~ 30.0				18	27	17	17	19	30	19			147
		30.1					2	12	13	12					39
	Daily Mean Temp.	- 5.0	10	2										11	23
		- 4.9 ~ 0.0	12	17	2								10	15	56
		0.1 ~ 10.0	9	9	29	4						3	15	5	74
		10.1 ~ 20.0				26	28	11		5	22	28	5		125
		20.1					3	19	30	26	8				86
	Daily Min. Temp.	- 15.0	3											3	6
		- 14.9 ~ - 5.0	18	23	4								9	21	75
		- 4.9 ~ 0.0	8	5	19	1						2	13	6	54
		0.1 ~ 10.0	2		8	28	17	2			2	17	7	1	84
		10.1				1	14	28	30	31	28	12	1		145
	Daily Precip.	0.1mm	4	4	4	8	5	11	21	14	4	5	6	9	95
		10.0mm				2		3	7	7	2	1		1	23
		30.0mm				1			5	3					9
		80.0mm							3	1					4
		100.0mm							2						2
Hourly Max. Precip.	1.0mm	3	4	1	7	4	7	18	13	3	4	5	6	75	
	6.0mm				3	1	2	8	8	1	1			24	
	10.0mm				1		1	6	7	1	1			17	
	20.0mm							4	3					7	
	30.0mm							2						2	
Daily Max. Wind Speed	0.5 ~ 3.3%	1						2	1	2	1		2	9	
	3.4 ~ 7.9%	27	21	26	16	24	25	25	26	26	28	22	22	288	
	8.0 ~ 13.8%	3	7	5	14	7	5	3	1	2	2	7	7	63	
	13.9%											1		1	
10 - Day Summary	Mean Temp. (0.1 )	1st	18	- 26	21	115	169	191	246	264	199	176	94	- 16	
		2nd	- 49	- 9	61	128	166	210	254	236	189	128	18	- 74	
		3rd	- 55	7	65	138	189	233	255	214	176	106	5	- 19	
	Mean Max. Temp. (0.1 )	1st	80	27	92	187	248	260	288	316	263	237	165	36	
		2nd	15	59	153	202	242	294	304	273	262	197	76	- 19	
		3rd	5	75	131	225	273	303	290	269	252	197	65	30	
	Mean Min. Temp. (0.1 )	1st	- 30	- 74	- 41	55	94	122	215	226	156	137	31	- 65	
		2nd	- 103	- 79	- 19	66	100	135	222	210	132	83	- 38	- 130	
		3rd	- 117	- 56	8	51	113	183	231	174	124	45	- 42	- 63	
	Mean Wind Speed (0.1%)	1st	12	11	13	16	13	13	10	8	7	10	9	9	
		2nd	10	11	11	15	13	11	8	14	12	10	11	9	
		3rd	10	11	12	15	11	9	8		9	10	10	8	
Total Precip. (0.1mm)	1st			10	545	35	315	4070	315	15	75	80	125		
	2nd	30	105		275	85	280	580	1805	435	265	15	35		
	3rd	95	25	65		55	170	610	820	5		15	145		

		Element	1	2	3	4	5	6	7	8	9	10	11	12				
(0.1 )	Air Temp.	Mean	- 14	- 2	54	120	169	209	252	246	207	149	55	- 16	119			
		Mean Max.	34	47	117	180	234	266	289	288	263	209	106	27	172			
		Mean Min.	- 60	- 47	5	71	115	166	228	213	156	102	7	- 58	75			
		Highest	106	104	178	239	275	298	333	342	290	271	190	101	342			
		Date	6	28	19	30	3	29	25	5	4	2	7	3	08/05			
		Lowest	- 122	- 99	- 51	0	0	125	206	143	0	6	- 68	- 116	- 122			
		Date	23	2	8	1	22	2	1	30	2	30	19	14	01/23			
(0.1mm)	Precip.	00~24h Total	130	110	80	500	165	325	5150	2335	280	190	375	355	9995			
		Highest. 1	Daily	40	40	70	385	65	155	1140	915	230	95	280	180	1140		
			Date	29	22	1	5	9	6	10	15	11	11	25	24	07/10		
			Hourly	25	20	20	65	50	65	750	330	65	30	165	45	750		
		Date	27	19	1	5	13	6	23	15	11	10	25	24	07/23			
(0.1%)	Wind	Mean Speed	18	20	20	22	21	20	18	15	16	16	18	18	19			
		Highest Gust Speed	132	122	115	117	138	111	119	117	111	118	127	131	138			
		Dir.	SW	NW	N	SW	S	SSW	WSW	WSW	W	NW	SW	NW	S			
		Date	27	20	6	27	13	9	2	24	28	29	10	11	05/13			
(0.1%)	Wind Directions Only	Hourly Occurrence Maximum Speed	NNE	16	17	25	23	18	18	16	26	23	25	26	22	26		
			NE	16	14	7	28	9	12	18	23	16	20	14	22	28		
			ENE	16	10	8	17	10	10		15	14	17	12	9	17		
			E	17	11	13	15	10	15	16	16	13	18	11	15	18		
			ESE	17	9	11	33	17	30	30	29	26	25	25	27	33		
			SE	22	28	18	31	24	21	22	25	19	25	29	24	31		
			SSE	52	52	43	59	37	33	49	49	38	23	52	40	59		
			S	40	50	49	52	62	40	44	46	35	33	45	44	62		
			SSW	30	47	49	59	57	59	54	63	55	38	45	31	63		
			SW	62	34	55	64	60	62	56	56	45	39	57	25	64		
			WSW	26	43	51	52	72	45	60	63	47	30	50	44	72		
			W	56	48	53	51	64	47	40	35	57	32	48	53	64		
			WNW	49	61	55	51	54	45	29	35	35	59	55	57	61		
			NW	56	62	57	48	49	39	38	36	37	44	53	58	62		
			NNW	49	49	50	44	47	34	28	38	32	43	52	43	52		
			N	42	39	33	39	22	36	35	29	39	38	43	37	43		
			(0.1%)	Hourly Occurrence Percentage	CALM	160	140	160	100	130	81	121	153	164	117	101	156	132
					NNE	15	15	27	24	9	11	12	13	26	42	28	16	20
					NE	15	15	3	17	7	3	7	5	10	9	11	16	10
					ENE	11	4	8	4	5	3		8	4	9	18	5	7
					E	12	7	4	11	3	6	7	22	7	8	8	15	9
					ESE	11	6	5	46	9	26	32	101	19	48	29	38	31
					SE	19	7	11	19	17	25	26	48	19	19	28	30	22
					SSE	26	28	16	35	16	21	55	27	35	17	49	46	31
					S	24	39	39	74	78	46	106	46	40	46	56	69	55
					SSW	43	54	77	168	177	171	305	91	97	36	39	47	109
					SW	15	28	39	94	58	65	78	42	44	15	47	19	45
WSW	15	46			43	44	50	31	44	30	39	19	42	15	35			
W	47	60			65	72	85	74	17	47	54	38	68	44	56			
WNW	126	147			173	90	112	154	22	44	71	73	104	94	100			
NW	203	231	187	110	129	156	77	95	114	167	178	200	153					
NNW	151	118	93	63	77	75	65	132	135	195	124	129	113					
N	109	55	51	29	38	54	27	95	121	142	71	62	71					

Element		1	2	3	4	5	6	7	8	9	10	11	12			
Number of Days With Classified	Daily Max. Temp.	0.0	8	2										11	21	
		0.1 ~ 10.0	22	25	6	1							15	19	88	
		10.1 ~ 20.0	1	1	25	20	3					12	15	1	78	
		20.1 ~ 30.0				9	28	30	20	20	30	19				156
		30.1							11	11						22
	Daily Mean Temp.	- 5.0	7	1										6	14	
		- 4.9 ~ 0.0	14	13	1								5	13	46	
		0.1 ~ 10.0	10	14	30	5						2	19	12	92	
		10.1 ~ 20.0				25	31	12		3	8	27	6		112	
		20.1						18	31	28	22	2			101	
	Daily Min. Temp.	- 15.0												3	18	54
		- 14.9 ~ - 5.0	20	12	1									14	11	66
		- 4.9 ~ 0.0	8	16	14	1	1				1			10	2	79
		0.1 ~ 10.0	3		16	27	6				1	14	10	2		166
		10.1				2	24	30	31	31	28	17	3			101
	Daily Precip.	0.1mm	5	4	2	5	4	6	18	12	4	4	7	7	78	
		10.0mm				1		2	9	4	1		1	1	19	
		30.0mm				1			5	2					8	
		80.0mm							3	1					4	
		100.0mm							2						2	
	Hourly Max. Precip.	1.0mm	5	4	2	4	4	3	17	10	3	3	5	4	64	
6.0mm					1		1	12	4	1		1		20		
10.0mm								7	4			1		12		
20.0mm								6	1					7		
30.0mm								4	1					5		
Daily Max. Wind Speed	0.5 ~ 3.3%															
	3.4 ~ 7.9%	19	15	15	16	20	19	24	25	25	27	18	22	245		
	8.0 ~ 13.8%	12	13	16	14	11	11	7	6	5	4	12	9	120		
	13.9%															
10 - Day Summary	Mean Temp. (0.1 )	1st	33	- 16	27	106	161	193	244	273	216	183	113	2		
		2nd	- 31	2	64	122	162	208	252	242	207	138	33	- 49		
		3rd	- 42	12	70	132	184	227	259	223	198	129	20	- 2		
	Mean Max. Temp. (0.1 )	1st	80	25	86	163	231	245	280	318	268	240	164	52		
		2nd	16	56	138	175	220	270	292	277	264	198	81	- 6		
		3rd	8	66	126	202	249	285	294	272	259	192	73	34		
	Mean Min. Temp. (0.1 )	1st	- 13	- 52	- 19	58	108	146	220	242	159	142	66	- 44		
		2nd	- 77	- 48	10	81	116	162	223	216	159	92	- 16	- 92		
		3rd	- 87	- 38	23	74	120	191	238	184	149	75	- 30	- 40		
	Mean Wind Speed (0.1%)	1st	15	21	22	19	21	24	21	15	12	16	19	19		
		2nd	18	21	18	24	21	20	18	13	19	16	18	20		
		3rd	19	19	19	24	20	17	16	19	17	18	18	15		
Total Precip. (0.1mm)	1st		10	70	390	85	265	2545	10	25	95	60	140			
	2nd	40	60		110	50		1270	1875	250	95	10	30			
	3rd	90	40	10		30	60	1335	450	5		305	185			

Element		1	2	3	4	5	6	7	8	9	10	11	12				
(0.1 )	Air Temp.	Mean	- 7	3	52	118	169	209	258	254	215	157	63	- 7	124		
		Mean Max.	34	45	101	166	223	253	292	288	257	202	107	29	166		
		Mean Min.	- 45	- 36	12	81	127	175	236	226	174	113	20	- 44	87		
		Highest	106	118	158	246	290	295	337	351	292	259	205	96	351		
		Date	6	28	19	30	30	26	20	5	26	2	7	3	08/05		
		Lowest	- 109	- 69	- 48	22	86	133	210	167	105	32	- 48	- 101	- 109		
		Date	25	2	8	2	6	11	1	31	29	31	19	14	01/25		
(0.1mm)	Precip.	00~24h Total	100	115	25	390	130	315	4885	2350	230	225	205	370	9340		
		Highest. 1 Daily	40	75	25	295	45	180	1110	645	140	195	95	190	1110		
		Date	29	22	1	5	13	26	16	20	11	11	25	24	07/16		
		Hourly Date	20	20	10	75	45	175	485	290	35	100	50	65	485		
(0.1%)	Wind	Mean Speed	25	28	26	28	24	25	21	26	22	20	25	21	24		
		Highest Gust Speed	179	151	125	160	168	132	121	132	126	140	152	139	179		
		Dir.	WNW	WNW	SW	SW	WSW	ESE	SW	WSW	ENE	ENE	WNW	NW	WNW		
(0.1%)	Wind Directions Only	Date	21	14	9	14	13	26	3	24	16	22	10	4	01/21		
		Hourly Occurrence Maximum Speed	37	33	26	59	14	34	16	71	33	34	35	31	71		
		NNE	46	29	45	55	29	27	27	82	58	87	36	30	87		
		NE	56	38	40	77	26	35	46	60	71	92	46	38	92		
		ENE	61	62	33	62	45	65	50	71	83	47	27	30	83		
		E	55	55	34	71	53	63	62	78	53	65	41	45	78		
		ESE	44	46	35	57	50	57	64	63	49	62	54	49	64		
		SE	38	65	52	67	57	42	49	49	33	35	66	48	67		
		SSE	62	58	41	61	60	54	58	56	40	31	65	47	65		
		S	58	54	45	89	81	47	75	43	62	43	89	53	89		
		SSW	39	35	40	66	57	41	69	81	64	44	65	22	81		
		SW	70	57	78	65	102	64	71	61	65	51	87	70	102		
		WSW	82	59	62	69	73	67	59	67	79	41	79	65	82		
		W	79	78	83	86	69	65	44	37	71	86	72	84	86		
		WNW	72	80	72	58	63	51	30	52	42	82	75	90	90		
		NW	64	70	58	65	56	27	32	43	45	56	64	56	70		
		NNW	45	58	29	56	47	37	26	49	41	46	69	51	69		
		N	136	147	119	153	288	135	185	165	258	351	288	363	216		
		(0.1%)	Hourly Occurrence Percentage	CALM	58	30	16	8	3	7	5	17	27	59	31	19	23
				NNE	77	40	24	15	11	10	15	31	59	99	17	8	34
				NE	58	16	23	13	5	14	17	48	60	77	21	9	30
				ENE	26	7	9	7	7	28	20	87	35	11	4	3	20
				E	19	7	7	39	4	35	40	151	56	39	8	9	35
				ESE	42	19	26	24	16	21	66	67	62	28	47	54	39
SE	58			65	76	57	38	47	58	43	48	17	83	90	57		
SSE	20			36	24	61	39	54	89	22	15	5	25	28	35		
S	27			54	41	89	95	53	152	24	29	15	46	19	54		
SSW	12			13	38	53	60	43	81	65	32	8	21	3	36		
SW	17			31	66	106	95	81	67	38	34	5	29	17	49		
WSW	43			104	220	222	239	306	126	106	118	38	29	5	130		
W	51			91	126	68	48	94	44	44	39	40	81	27	63		
WNW	148			149	101	39	20	46	15	26	32	69	79	102	68		
NW	148			143	66	32	19	17	9	31	59	73	128	173	74		
NNW	62			46	18	15	12	11	9	35	36	66	64	70	37		



Element		1	2	3	4	5	6	7	8	9	10	11	12		
Number of Days With Classified	Daily Max. Temp.	0.0	8	2										8	18
		0.1 ~ 10.0	22	24	13	1							14	23	97
		10.1 ~ 20.0	1	2	18	24	7	1				11	15		79
		20.1 ~ 30.0				5	24	29	15	21	30	20	1		145
		30.1							16	10					26
	Daily Mean Temp.	- 5.0	5											5	10
		- 4.9 ~ 0.0	15	13	1								2	12	43
		0.1 ~ 10.0	11	15	30	5						1	21	14	97
		10.1 ~ 20.0				25	30	11			5	26	7		104
		20.1					1	19	31	31	25	4			111
	Daily Min. Temp.	- 15.0													
		- 14.9 ~ - 5.0	16	7										15	38
		- 4.9 ~ 0.0	8	20	10								13	13	64
		0.1 ~ 10.0	7	1	21	24	1					12	15	3	84
		10.1				6	30	30	31	31	30	19	2		179
	Daily Precip.	0.1mm	5	4	1	4	5	5	18	14	5	3	7	7	78
		10.0mm				1			1	12	8	1		1	25
		30.0mm							5	2					7
		80.0mm							2						2
		100.0mm							1						1
Hourly Max. Precip.	1.0mm	4	2	1	3	5	4	16	13	3	1	5	7	64	
	6.0mm				1		1	12	7		1		1	23	
	10.0mm						1	7	4		1			13	
	20.0mm							4	2					6	
	30.0mm							2						2	
Daily Max. Wind Speed	0.5 ~ 3.3%														
	3.4 ~ 7.9%	14	12	17	10	17	16	16	17	22	19	12	13	185	
	8.0 ~ 13.8%	15	15	14	19	13	14	15	14	7	11	15	17	169	
	13.9%	2	1		1	1					1	3	1	10	
10 - Day Summary	Mean Temp. (0.1 )	1st	39	- 9	30	102	157	192	250	278	224	189	117	10	
		2nd	- 24	6	58	122	162	209	258	249	215	149	42	- 38	
		3rd	- 34	14	67	131	186	227	265	238	206	135	30	5	
	Mean Max. Temp. (0.1 )	1st	81	21	74	145	220	230	284	316	261	231	161	51	
		2nd	12	58	116	168	209	258	296	276	258	194	82	- 1	
		3rd	11	58	112	185	238	272	296	274	251	185	77	36	
	Mean Min. Temp. (0.1 )	1st	0	- 39	- 10	64	112	156	229	248	189	154	73	- 29	
		2nd	- 58	- 39	15	91	127	169	232	229	171	104	2	- 75	
		3rd	- 74	- 28	30	88	141	199	246	204	162	86	- 14	- 28	
	Mean Wind Speed (0.1%)	1st	24	28	32	26	22	30	26	20	14	23	26	26	
		2nd	25	32	22	30	27	25	17	33	29	21	23	22	
		3rd	26	25	24	29	23	21	21	25	22	15	24	16	
Total Precip. (0.1mm)	1st	5	10	25	300	65	120	2120	115	10	30	55	150		
	2nd	30	30		90	45	10	1435	1325	175	195	10	10		
	3rd	65	75			20	185	1330	910	45		140	210		

Element		1	2	3	4	5	6	7	8	9	10	11	12					
(0.1 )	Air Temp.	Mean	-21	-5	47	119	170	212	258	245	200	142	50	-17	117			
		Mean Max.	39	53	119	189	243	274	297	290	265	215	115	33	178			
		Mean Min.	-82	-64	-20	55	102	154	228	209	139	77	-17	-71	59			
		Highest	121	127	176	263	300	318	340	351	292	276	207	89	351			
		Date	8	28	19	30	30	23	25	5	26	2	7	3	08/05			
		Lowest	-170	-115	-74	-11	61	96	199	134	60	-24	-88	-139	-170			
		Date	24	2	8	3	6	11	13	31	29	31	19	14	01/24			
(0.1mm)	Precip.	00~24h Total	105	125	50	455	175	385	4905	1780	235	315	250	340	9120			
		Highest. 1	Daily	40	55	40	340	45	195	785	555	150	220	85	190	785		
			Date	29	22	1	5	23	26	10	20	11	11	25	24	07/10		
			Hourly	30	25	15	80	40	120	450	140	50	95	70	70	450		
	Date	27	17	1	5	13	26	16	15	19	11	25	24	07/16				
(0.1%)	Wind	Mean Speed	14	18	17	19	17	18	12	12	12	11	14	14	15			
		Highest Gust Speed	123	117	131	124	138	107	103	120	141	122	135	135	141			
		Dir.	W	WSW	WNW	SSW	WSW	WNW	WSW	WSW	W	WNW	W	WNW	W			
	Date	21	10	6	14	6	1	3	24	19	29	10	10	09/19				
(0.1%)	Wind Directions Only	Hourly Occurrence Maximum Speed	NNE	9	12		28	5	5	7	17	19	18	26	15	28		
			NE	18	16	19	14	11	8	9	21	22	42	11	6	42		
			ENE	23	21	16	43	19	23	21	21	37	48	14	12	48		
			E	30	33	24	42	34	29	26	32	36	27	25	30	42		
			ESE	24	21	19	39	24	23	29	24	31	25	29	22	39		
			SE	21	13	19	34	20	22	19	23	21	21	21	18	34		
			SSE	17	29	21	5	18	16	19	22	17	16	22	20	29		
			S	14	23	23	27	30	15	19	14	22	15	32	23	32		
			SSW	45	14	22	43	62	27	31	18	20	16	52	17	62		
			SW	30	40	28	59	31	27	39	39	30	19	26	12	59		
			WSW	32	39	49	48	52	39	39	46	38	30	46	15	52		
			W	58	64	71	65	87	67	53	59	67	66	68	56	87		
			WNW	63	58	67	60	55	49	46	41	34	71	54	65	71		
			NW	30	30	26	24	33	21	18	26	29	21	29	38	38		
			NNW	24	17	18	16	5	17	12	11	19	20	31	16	31		
			N	20	15	9	21	8	13	11	25	19	22	26	18	26		
			(0.1%)	Hourly Occurrence Percentage	CALM	298	244	285	199	284	172	232	252	276	333	258	283	260
					NNE	13	4		8	1	1	5	9	18	26	7	7	8
					NE	8	12	17	11	15	8	7	20	21	35	13	1	14
					ENE	38	45	43	54	55	44	24	42	78	70	39	39	48
					E	88	58	51	83	32	65	68	165	111	90	86	82	82
					ESE	62	39	44	58	50	43	96	135	88	51	63	77	67
					SE	27	22	11	26	23	24	37	55	54	23	31	28	30
					SSE	13	16	9	3	13	14	29	19	31	11	17	22	16
					S	4	13	12	14	16	19	30	12	19	11	15	7	14
					SSW	8	10	9	28	27	33	67	13	17	12	17	18	22
					SW	11	18	12	39	48	47	71	22	17	15	15	11	27
WSW	20	40			44	85	67	83	96	49	31	20	21	9	47			
W	135	180			253	243	250	339	181	108	132	98	140	92	179			
WNW	193	217			179	111	101	82	34	31	39	62	167	218	119			
NW	40	60	22	19	13	11	12	22	22	51	51	59	32					
NNW	26	13	5	11	1	8	1	23	24	54	29	22	18					
N	16	7	3	7	3	4	10	23	24	39	32	26	16					

Element		1	2	3	4	5	6	7	8	9	10	11	12		
Number of Days With Classified	Daily Max. Temp.	0.0	8	2										7	17
		0.1 ~ 10.0	20	24	4								13	24	85
		10.1 ~ 20.0	3	2	27	18	4	1				9	16		80
		20.1 ~ 30.0				12	27	24	16	17	30	22	1		149
		30.1						5	15	14					34
	Daily Mean Temp.	- 5.0	10											6	16
		- 4.9 ~ 0.0	11	17	1								8	13	50
		0.1 ~ 10.0	10	11	30	4						2	17	12	86
		10.1 ~ 20.0				26	28	10		3	13	27	5		112
		20.1					3	20	31	28	17	2			101
	Daily Min. Temp.	- 15.0	3												3
		- 14.9 ~ - 5.0	17	19	2								9	21	68
		- 4.9 ~ 0.0	11	9	25	2						2	13	9	71
		0.1 ~ 10.0			4	27	17	1			2	20	8	1	80
		10.1				1	14	29	31	31	28	9			143
	Daily Precip.	0.1mm	4	6	2	5	6	6	19	13	4	3	8	7	83
		10.0mm				1		1	12	6	1	1		1	23
		30.0mm				1			6	2					9
		80.0mm													
		100.0mm													
	Hourly Max. Precip.	1.0mm	3	4	1	4	5	4	17	11	2	2	7	6	66
6.0mm					1		1	13	6		1	1	1	24	
10.0mm							1	9	4					14	
20.0mm								6						6	
30.0mm								2						2	
Daily Max. Wind Speed	0.5 ~ 3.3%		1					1	2	2			1	7	
	3.4 ~ 7.9%	19	13	15	12	18	14	26	27	22	28	17	19	230	
	8.0 ~ 13.8%	12	14	16	18	13	16	4	2	5	3	13	11	127	
	13.9%									1				1	
10 - Day Summary	Mean Temp.	1st	28	- 16	24	104	159	193	251	270	209	183	102	0	
		2nd	- 39	- 4	53	123	164	211	258	242	198	131	27	- 47	
		3rd	- 48	7	63	131	186	231	263	226	192	114	20	- 5	
	Mean Max. Temp.	1st	88	27	86	170	237	249	292	318	266	243	172	53	
		2nd	19	62	138	188	233	281	303	277	264	204	87	5	
		3rd	12	73	131	210	258	293	297	276	264	200	85	42	
	Mean Min. Temp.	1st	- 32	- 63	- 35	49	93	133	221	234	158	129	32	- 54	
		2nd	- 96	- 72	- 24	65	99	144	225	214	130	65	- 38	- 106	
		3rd	- 114	- 55	- 2	53	114	185	237	182	128	41	- 44	- 55	
	Mean Wind Speed	1st	14	19	22	17	17	22	15	10	9	11	16	14	
		2nd	14	18	14	19	18	17	12	13	14	10	14	15	
		3rd	14	15	16	20	17	16	11	13	12	12	13	12	
	Total Precip.	1st		5	40	350	60	165	2950	230	20	95	95	115	
		2nd	30	65		105	45	5	835	1365	200	220	45	10	
		3rd	75	55	10		70	215	1120	185	15		110	215	

Element		1	2	3	4	5	6	7	8	9	10	11	12					
(0.1 )	Air Temp.	Mean	-28	-9	52	129	179	217	256	239	192	137	41	-33	114			
		Mean Max.	27	48	120	200	251	284	297	282	253	198	99	14	173			
		Mean Min.	-79	-65	-10	65	112	159	226	207	145	88	-12	-80	63			
		Highest	111	123	178	283	302	339	346	345	288	266	179	66	346			
		Date	8	28	19	30	30	23	14	5	4	9	8	10	07/14			
		Lowest	-150	-119	-69	6	65	104	203	134	67	-25	-96	-151	-151			
		Date	25	2	8	3	8	11	1	30	29	31	19	12	12/12			
(0.1mm)	Precip.	00~24h Total	130	125	145	625	190	430	6430	3435	305	425	370	285	12895			
		Highest. 1	Daily	50	50	65	315	60	105	975	865	155	220	245	135	975		
			Date	29	22	1	5	24	26	2	20	11	11	25	24	07/02		
			Hourly	30	15	25	65	45	80	590	250	90	110	120	35	590		
	Date	27	19	31	5	24	26	16	15	19	11	25	24	07/16				
(0.1%)	Wind	Mean Speed	13	13	14	17	14	13	12	15	14	14	11	11	13			
		Highest Gust Speed	133	107	111	126	123	111	109	125	108	100	105	106	133			
		Dir.	NNE	SW	SW	SW	SW	SW	SSW	WSW	S	NE	SW	SW	NNE			
	Date	5	23	9	14	6	9	3	24	19	22	23	26	01/05				
(0.1%)	Wind Directions Only	Hourly Occurrence Maximum Speed	NNE	35	33	30	30	29	37	25	38	31	36	32	31	38		
			NE	33	36	33	40	28	31	24	38	37	42	38	31	42		
			ENE	32	33	34	36	23	31	20	27	35	30	31	27	36		
			E	22	28	23	23	27	22	13	20	18	23	20	22	28		
			ESE	21	28	23	22	21	16	13	16	14	10	33	24	33		
			SE	27	26	28	25	18	18	14	15	13	14	27	24	28		
			SSE	24	26	32	31	25	21	17	15	18	20	27	43	43		
			S	28	29	28	39	46	31	35	27	38	33	33	32	46		
			SSW	35	43	52	66	56	50	50	50	41	42	41	42	66		
			SW	50	52	41	60	47	40	32	34	30	33	38	31	60		
			WSW	29	24	35	27	27	25	25	25	30	28	24	22	35		
			W	12	28	18	24	18	20	13	14	14	14	25	21	28		
			WNW	12	11	19	11	13	14	11	15	11	7	13	11	19		
			NW	15	12	13	13	10	15	12	7	14	12	13	11	15		
			NNW	13	15	12	13	19	22	18	18	15	15	10	7	22		
			N	25	13	20	19	15	17	21	31	23	25	27	21	31		
			(0.1%)	Hourly Occurrence Percentage	CALM	199	188	163	138	176	161	226	160	177	206	300	242	195
					NNE	168	80	102	103	67	137	125	316	236	218	169	188	160
					NE	176	121	121	92	59	112	69	195	267	302	164	160	153
					ENE	36	37	38	25	24	31	9	31	45	66	42	52	36
E	36	34			23	15	15	22	5	12	8	19	18	24	19			
ESE	24	33			19	11	13	25	5	9	8	3	18	30	16			
SE	17	27			27	6	24	22	5	8	7	4	19	24	16			
SSE	39	54			46	38	35	28	26	9	15	12	15	26	28			
S	54	68			75	96	73	69	36	24	29	18	46	52	53			
SSW	86	144			141	220	220	125	214	70	65	31	92	68	123			
SW	86	121			136	128	138	101	156	50	36	31	56	41	90			
WSW	22	34			36	42	69	50	50	20	14	16	11	18	32			
W	9	19			23	25	35	28	23	9	10	1	4	14	17			
WNW	8	10			11	14	27	15	8	7	13	3	8	7	11			
NW	9	6	9	7	5	17	4	3	7	16	6	7	8					
NNW	8	10	11	17	9	17	9	15	25	19	11	14	14					
N	22	13	20	24	9	38	30	62	38	34	21	35	29					

Element		1	2	3	4	5	6	7	8	9	10	11	12			
Number of Days With Classified	Daily Max. Temp.	0.0	10	2										13	25	
		0.1 ~ 10.0	20	23	4								16	17	80	
		10.1 ~ 20.0	1	3	27	15	1	1				16	14		78	
		20.1 ~ 30.0				15	29	17	15	19	30	15				140
		30.1					1	11	15	12						39
	Daily Mean Temp.	- 5.0	11	2											8	21
		- 4.9 ~ 0.0	10	16	2								8	17	53	
		0.1 ~ 10.0	10	10	29	2						2	17	5	75	
		10.1 ~ 20.0				28	28	8		5	18	28	5			120
		20.1					3	22	30	26	12	1				94
	Daily Min. Temp.	- 15.0	2												1	3
		- 14.9 ~ - 5.0	20	19	3								8	21	71	
		- 4.9 ~ 0.0	7	9	16							1	12	7	52	
		0.1 ~ 10.0	2		12	27	12				2	18	9	1	83	
		10.1				3	19	29	30	31	28	12	1			153
	Daily Precip.	0.1mm	6	4	5	7	5	8	20	16	4	6	8	7	96	
		10.0mm				2		2	13	9	2	2	1	1	32	
		30.0mm				1			9	4					14	
		80.0mm							4	1					5	
		100.0mm														
	Hourly Max. Precip.	1.0mm	4	4	4	6	5	5	18	15	2	5	5	5	78	
6.0mm					1		1	12	8	1	1	1		25		
10.0mm								12	6		1	1		20		
20.0mm								6	2					8		
30.0mm								4						4		
Daily Max. Wind Speed	0.5 ~ 3.3%	1						1		1			1	4		
	3.4 ~ 7.9%	20	18	21	10	22	25	28	28	25	28	17	21	263		
	8.0 ~ 13.8%	10	10	10	20	9	4	2	3	4	3	13	8	96		
	13.9%															
10 - Day Summary	Mean Temp. (0.1 )	1st	23	- 25	21	116	171	192	249	264	202	176	97	- 16		
		2nd	- 48	- 6	66	129	170	219	262	235	191	127	18	- 72		
		3rd	- 55	7	68	141	195	238	257	219	182	111	9	- 17		
	Mean Max. Temp. (0.1 )	1st	77	19	88	184	243	252	291	308	259	225	161	33		
		2nd	6	60	144	195	240	301	317	270	253	186	71	- 21		
		3rd	0	69	128	223	269	300	286	269	247	184	66	25		
	Mean Min. Temp. (0.1 )	1st	- 24	- 68	- 37	59	102	134	220	232	162	136	38	- 63		
		2nd	- 97	- 74	- 8	72	107	149	223	211	142	80	- 34	- 127		
		3rd	- 114	- 51	13	62	125	192	234	182	132	52	- 40	- 58		
	Mean Wind Speed (0.1%)	1st	14	13	15	15	15	15	14	12	12	13	10	12		
		2nd	11	14	13	18	14	13	10	19	15	14	12	12		
		3rd	13	14	13	18	14	11	12	13	14	14	12	9		
Total Precip. (0.1mm)	1st			85	400	60	305	3625	230	10	205	80	115			
	2nd	30	75		225	45		1200	2070	290	220	25	25			
	3rd	100	50	60		85	125	1605	1135	5		265	145			

Element		1	2	3	4	5	6	7	8	9	10	11	12					
(0.1 )	Air Temp.	Mean	- 49	- 23	34	118	173	211	254	237	181	127	23	- 48	103			
		Mean Max.	30	52	124	207	262	293	298	291	259	212	104	17	179			
		Mean Min.	- 118	- 97	- 47	29	87	136	222	197	120	66	- 46	- 109	37			
		Highest	130	131	191	289	307	346	342	361	290	270	192	70	361			
		Date	8	16	30	30	29	23	25	5	4	9	7	23	08/05			
		Lowest	- 218	- 181	- 100	- 32	23	71	191	119	37	- 57	- 123	- 195	- 218			
		Date	24	2	8	3	8	11	26	31	29	31	19	13	01/24			
(0.1mm)	Precip.	00~24h Total	140	150	140	450	230	855	5990	2630	330	215	335	205	11670			
		Highest. 1	Daily	75	65	50	125	95	290	870	460	170	105	250	130	870		
			Date	29	22	31	5	24	26	10	21	19	11	25	24	07/10		
			Hourly	25	20	20	50	45	245	490	270	100	45	105	45	490		
(0.1%)	Wind	Mean Speed	8	11	11	14	12	11	8	8	8	7	8	8	10			
		Highest Gust Speed	111	108	125	131	153	97	162	106	88	105	133	101	162			
		Dir.	NW	NW	S	S	W	WSW	S	S	SSW	N	S	WNW	S			
		Date	12	20	9	14	6	9	10	24	19	22	25	11	07/10			
(0.1%)	Wind Directions Only	Hourly Occurrence Maximum Speed	NNE	23	10	40	23	14	29	16	22	34	47	16	6	47		
			NE	13		25	33	13	19	6	15	19	41	6			41	
			ENE			9	16	6	5	12	20	31	34	13	11		34	
			E	7	11	14	43	10	8	26	23	26	12	9	11		43	
			ESE	13	31	27	27	22	24	26	15	24	7	19	11		31	
			SE	16	27	29	28	21	29	17	19	27	21	15	12		29	
			SSE	20	34	29	47	45	35	48	32	21	34	34	27		48	
			S	34	39	38	80	76	38	54	44	25	37	53	36		80	
			SSW	26	34	30	41	40	42	30	41	31	22	36	35		42	
			SW	37	34	37	40	48	39	29	22	31	23	23	26		48	
			WSW	33	35	41	39	54	44	27	21	29	22	34	30		54	
			W	41	39	34	44	34	28	19	24	17	32	38	33		44	
			WNW	45	35	48	40	27	27	18	20	26	36	38	42		48	
			NW	38	38	44	45	29	26	32	23	25	27	40	51		51	
			NNW	39	44	40	34	42	35	24	34	34	30	44	40		44	
		N	22	20	42	34	22	41	24	38	41	45	35	16		45		
		(0.1%)	Hourly Occurrence Percentage	CALM	468	305	335	263	311	283	419	429	461	500	507	488	398	
				NNE	7	4	15	7	12	10	12	16	21	16	8	1		11
				NE	5		8	6	5	6	1	8	10	5	1			5
				ENE			4	4	3	1	3	7	3	7	1	1		3
				E	1	1	1	11	1	6	3	9	8	3	1	1		4
				ESE	1	7	9	13	23	20	24	11	11	3	8	3		11
				SE	12	30	22	28	22	41	31	27	28	16	14	13		23
				SSE	39	42	63	60	41	59	77	46	28	44	46	30		48
				S	71	51	48	53	50	78	83	58	57	50	56	39		58
				SSW	31	37	44	68	60	60	71	38	26	23	29	20		42
				SW	46	64	66	122	112	83	59	42	43	31	38	26		61
WSW	32			61	32	75	99	56	42	36	28	22	39	22		45		
W	55	73	36	40	45	29	22	11	21	17	28	46		35				
WNW	50	64	55	47	42	45	12	16	24	20	50	86		42				
NW	47	49	79	57	56	49	22	48	38	47	54	93		53				
NNW	114	190	160	118	108	129	93	133	133	138	101	116		127				
N	19	21	22	29	10	46	27	66	61	58	18	16		33				

Element		1	2	3	4	5	6	7	8	9	10	11	12			
Number of Days With Classified	Daily Max. Temp.	0.0	10	2										11	23	
		0.1 ~ 10.0	19	23	8									14	20	84
		10.1 ~ 20.0	2	3	22	12		1				13	16			69
		20.1 ~ 30.0				18	27	15	16	17	30	18				141
		30.1					3	13	15	14						45
	Daily Mean Temp.	- 5.0	16	6											15	37
		- 4.9 ~ 0.0	9	17	3									11	12	52
		0.1 ~ 10.0	6	5	27	4						6	16	4		68
		10.1 ~ 20.0				26	26	13		5	25	25	3			123
		20.1					4	16	31	26	5					82
	Daily Min. Temp.	- 15.0	12	3											7	22
		- 14.9 ~ - 5.0	15	24	13							1	14	20		87
		- 4.9 ~ 0.0	4	1	16	5						2	12	4		44
		0.1 ~ 10.0			1	25	20	5			8	20	4			83
		10.1					10	24	31	31	22	8				126
	Daily Precip.	0.1mm	4	4	5	7	5	10	19	17	4	5	6	6		92
		10.0mm				1		3	13	8	2	1	1	1		30
		30.0mm							7	4						11
		80.0mm							2							2
		100.0mm														
	Hourly Max. Precip.	1.0mm	4	4	5	6	5	9	19	15	3	3	6	4		83
6.0mm							4	13	8	1		1			27	
10.0mm							3	10	5	1		1			20	
20.0mm							1	7	1						9	
30.0mm								6							6	
Daily Max. Wind Speed	0.5 ~ 3.3%	3	1					3	3	2		1	7		20	
	3.4 ~ 7.9%	23	20	20	11	19	25	24	25	24	28	23	17		259	
	8.0 ~ 13.8%	5	7	11	19	10	4	3	3	4	3	6	7		82	
	13.9%					1		1							2	
10 - Day Summary	Mean Temp. (0.1 )	1st	4	- 42	11	104	164	189	251	265	195	171	75	- 26		
		2nd	- 69	- 20	44	117	163	211	254	235	178	124	- 2	- 90		
		3rd	- 78	- 5	48	132	188	236	256	214	171	89	- 3	- 29		
	Mean Max. Temp. (0.1 )	1st	81	26	90	189	255	263	297	320	264	239	164	35		
		2nd	12	60	157	201	250	306	305	282	260	201	74	- 16		
		3rd	- 1	74	129	232	278	312	294	273	253	198	75	31		
	Mean Min. Temp. (0.1 )	1st	- 54	- 107	- 64	30	77	113	218	222	142	121	- 2	- 86		
		2nd	- 136	- 104	- 59	35	86	122	221	204	112	71	- 68	- 162		
		3rd	- 160	- 78	- 21	23	98	178	225	169	106	10	- 67	- 83		
	Mean Wind Speed (0.1%)	1st	7	10	14	12	12	13	11	7	5	7	7	9		
		2nd	9	12	10	14	13	11	8	8	11	6	8	9		
		3rd	9	11	11	15	11	10	6	9	7	8	9	7		
Total Precip. (0.1mm)	1st			70	255	60	165	3300	350	15	100	40	50			
	2nd	25	85		195	45	155	1905	1025	295	115	25	10			
	3rd	115	65	70		125	535	785	1255	20		270	145			

Element		1	2	3	4	5	6	7	8	9	10	11	12					
(0.1 )	Air Temp.	Mean	-25	-4	56	135	186	219	253	238	191	140	42	-30	117			
		Mean Max.	28	55	131	218	266	290	292	279	249	202	100	15	177			
		Mean Min.	-76	-59	-9	63	114	158	225	206	144	92	-11	-73	65			
		Highest	123	139	192	299	314	353	329	346	279	270	188	80	353			
		Date	8	16	30	30	29	23	6	5	4	9	7	23	06/23			
		Lowest	-157	-120	-61	5	64	106	201	131	73	-21	-79	-143	-157			
		Date	24	2	8	3	7	4	27	31	29	31	19	14	01/24			
(0.1mm)	Precip.	00~24h Total	100	145	100	395	180	1020	4275	2700	395	140	265	180	9895			
		Highest. 1	Daily	65	85	50	155	60	310	725	490	285	75	165	130	725		
			Date	29	22	31	5	24	1	10	21	19	1	25	24	07/10		
			Hourly	10	15	35	40	60	270	450	335	210	30	70	45	450		
	Date	29	22	31	11	13	25	11	24	19	1	25	24	07/11				
(0.1%)	Wind	Mean Speed	14	16	16	16	14	11	9	8	9	9	13	12	12			
		Highest Gust Speed	131	120	133	166	158	133	141	128	132	124	155	129	166			
		Dir.	NNW	NW	NW	WSW	NW	SW	SSW	SW	NNE	NNW	NNW	NW	WSW			
	Date	13	20	27	14	6	9	9	24	19	29	15	11	04/14				
(0.1%)	Wind Directions Only	Hourly Occurrence Maximum Speed	NNE	18	30	46	19	26	20	17	26	31	25	28	9	46		
			NE	9	11	21	50	14	20	12	19	21	29	6	8	50		
			ENE	20		36	51	11	26	13	19	25	45	8	11	51		
			E	12	10	20	14	13	20	22	22	27	16	11		27		
			ESE	11	11	8	21	11	17	10	11	19	7	9	9	21		
			SE	13	9	14	17	13	17	16	14	19	15	9	13	19		
			SSE	20	20	22	17	15	14	12	16	19	17	19	15	22		
			S	20	24	24	22	21	24	23	28	17	18	31	18	31		
			SSW	48	61	37	66	60	29	40	32	26	31	59	23	66		
			SW	29	39	29	46	51	31	45	54	41	15	38	21	54		
			WSW	26	38	49	44	42	37	24	29	20	15	44	21	49		
			W	29	39	43	46	41	42	22	28	31	28	35	28	46		
			WNW	37	42	46	44	45	36	24	14	29	23	37	29	46		
			NW	52	61	52	58	50	31	21	17	26	48	56	64	64		
			NNW	52	53	42	34	43	27	12	22	20	40	56	55	56		
			N	51	30	31	32	20	31	19	27	19	20	38	39	51		
			(0.1%)	Hourly Occurrence Percentage	CALM	140	118	86	93	113	174	315	329	212	215	178	293	189
					NNE	16	16	20	29	9	36	22	50	77	80	28	14	33
					NE	9	10	17	17	8	21	15	24	31	30	6	7	16
					ENE	9		8	10	4	17	4	26	28	23	6	3	11
					E	7	3	3	4	4	11	7	24	22	12	1		8
					ESE	3	3	3	3	1	8	8	27	17	5	3	3	7
					SE	5	1	12	7	4	13	12	24	15	9	8	4	10
					SSE	73	31	65	46	43	46	28	58	64	50	51	20	48
					S	192	150	190	146	183	144	141	116	194	194	161	118	161
					SSW	94	100	81	128	101	71	196	108	97	85	121	84	106
					SW	26	60	39	67	62	47	85	27	32	18	36	20	43
WSW	59	60			65	96	81	74	46	30	28	14	44	33	52			
W	75	112			93	101	128	90	38	20	35	31	51	42	68			
WNW	59	85			70	82	83	60	26	16	26	27	38	52	52			
NW	134	161			138	103	95	83	24	27	35	53	129	151	94			
NNW	70	57	58	33	50	60	5	32	33	64	94	111	56					
N	28	34	54	36	31	46	30	63	54	91	44	45	46					



Element		1	2	3	4	5	6	7	8	9	10	11	12			
Number of Days With Classified	Daily Max. Temp.	0.0	10	2										11	23	
		0.1 ~ 10.0	19	23	5									15	19	81
		10.1 ~ 20.0	2	3	26	9		1		1		14	15			71
		20.1 ~ 30.0				21	27	17	16	17	30	17				145
		30.1					4	12	15	11						42
	Daily Mean Temp.	- 5.0	10	1											8	19
		- 4.9 ~ 0.0	12	15	1									7	16	51
		0.1 ~ 10.0	9	12	30	2						2	18	6	79	
		10.1 ~ 20.0				28	23	8		4	20	27	5			115
		20.1					8	22	31	24	10	2				97
	Daily Min. Temp.	- 15.0	1													1
		- 14.9 ~ - 5.0	19	16	2								7	21	65	
		- 4.9 ~ 0.0	9	12	19							2	13	8	63	
		0.1 ~ 10.0	2		10	29	7				2	16	9	1	76	
		10.1				1	24	30	31	29	28	13	1			157
	Daily Precip.	0.1mm	4	4	6	7	4	10	20	15	4	4	7	7	92	
		10.0mm				1		3	13	7	1		1	1	27	
		30.0mm						1	5	5					11	
		80.0mm														
		100.0mm														
Hourly Max. Precip.	1.0mm	3	4	4	6	4	9	20	15	2	2	8	2	79		
	6.0mm					1	3	13	7	1		1		26		
	10.0mm						3	6	6	1				16		
	20.0mm						2	5	1	1				9		
	30.0mm							4	1					5		
Daily Max. Wind Speed	0.5 ~ 3.3%	3	1						1	4	3	3	3	4	22	
	3.4 ~ 7.9%	19	14	18	11	16	20	23	23	24	26	14	15	223		
	8.0 ~ 13.8%	9	13	13	18	14	10	6	4	3	2	12	11	115		
	13.9%				1	1			1				1		4	
10 - Day Summary	Mean Temp.	1st	25	- 22	26	120	176	194	249	266	201	178	94	- 14		
		2nd	- 46	0	68	135	177	223	255	234	190	133	20	- 67		
		(0.1 )	- 53	13	71	151	202	241	256		182	111	13	- 14		
	Mean Max. Temp.	1st	80	26	96	197	258	256	291	308	252	229	159	30		
		2nd	6	66	154	211	257	305	297	269	253	189	74	- 18		
		(0.1 )	- 1	77	141	246	282	308	287	259	242	188	67	29		
	Mean Min. Temp.	1st	- 22	- 64	- 31	57	107	134	219	231	159	140	35	- 57		
		2nd	- 93	- 65	- 10	68	109	148	224	208	142	89	- 30	- 119		
		(0.1 )	- 110	- 45	11	63	126	192	230	176	130	50	- 38	- 51		
	Mean Wind Speed	1st	13	15	19	13	13	13	11	8	7	8	12	12		
		2nd	15	18	14	18	15	11	9	6	12	9	15	13		
		(0.1%)	14	15	13	18	14	10	8	11	9	12	13	12		
Total Precip.	1st			40	205	60	450	2195	275	10	105	35	35			
	2nd	20	60		190	60	15	960	1020	370	35	15	5			
	(0.1mm)	80	85	60		60	555	1120	1405	15		215	140			

Element		1	2	3	4	5	6	7	8	9	10	11	12				
(0.1 )	Air Temp.	Mean	-24	-5	51	128	179	219	257	242	192	137	45	-24	116		
		Mean Max.	35	52	123	199	252	288	295	287	262	208	107	28	178		
		Mean Min.	-82	-64	-15	59	109	157	229	208	135	81	-15	-73	61		
		Highest	117	122	183	279	303	341	338	352	290	270	191	85	352		
		Date	8	16	30	30	30	23	25	5	8	9	7	23	08/05		
		Lowest	-160	-124	-71	4	59	92	203	135	56	-26	-85	-152	-160		
		Date	24	2	8	4	8	11	1	31	29	31	19	13	01/24		
(0.1mm)	Precip.	00~24h Total	171	183	111	479	178	2	5660	3260	340	255	415	320	11374		
		Highest. 1	Daily	72	83	60	263	68	2	1075	595	190	110	240	140	1075	
			Date	29	22	1	5	24	1	10	20	11	1	25	24	07/10	
			Hourly	36	16	18	60	68	2	525	270	110	50	115	45	525	
(0.1%)	Wind	Date	27	17	1	5	24	1	4	21	19	1	25	24	07/04		
		Mean Speed	13	15	15	17	15	14	11	11	11	10	13	14	13		
(0.1%)	Wind	Highest Gust Speed	129	108	116	139	141	115	115	124	156	114	142	137	156		
		Dir.	SE	SW	SE	ESE	SSE	S	SE	SW	SW	NE	NNW	W	SW		
(0.1%)	Wind Directions Only	Date	27	1	8	14	6	9	3	24	19	22	15	11	09/19		
		Hourly Occurrence Maximum Speed	23	26	16	39	27	26	21	30	30	42	32	25	42		
		NNE	25	23	19	38	22	28	16	15	25	41	27	15	41		
		NE	22	23	17	21	24	23	14	14	22	36	11	11	36		
		ENE	14	19	18	20	20	16	23	25	38	19	10	12	38		
		E	15	34	25	31	38	19	27	29	20	25	18	26	38		
		ESE	31	34	28	60	46	34	50	20	17	16	17	20	60		
		SE	33	47	57	65	60	58	47	15	18	21	16	15	65		
		SSE	63	41	52	60	59	50	27	23	18	15	37	25	63		
		S	45	46	59	48	68	40	26	32	29	25	42	16	68		
		SSW	42	46	47	40	41	34	29	45	40	36	50	23	50		
		SW	45	43	45	41	32	31	19	37	66	35	49	35	66		
		WSW	30	36	45	42	25	31	28	33	50	36	48	58	58		
		W	21	24	34	27	22	24	27	24	29	44	51	58	58		
		WNW	24	20	27	28	19	22	17	26	30	38	60	46	60		
		NW	11	9	12	30	12	19	19	36	27	33	41	41	41		
		NNW	22	12	15	31	13	22	15	28	32	33	19	18	33		
		(0.1%)	Hourly Occurrence Percentage	CALM	169	107	97	96	175	164	214	216	194	175	137	142	157
				NNE	34	15	17	40	35	58	34	58	86	118	54	51	50
				NE	145	113	136	142	124	121	36	51	41	73	29	31	87
ENE	113			106	128	93	67	85	38	30	28	44	20	20	64		
E	26			33	22	46	44	29	61	62	44	15	20	23	35		
ESE	26			52	75	67	58	38	114	216	174	147	70	69	92		
SE	28			25	36	72	63	53	128	80	118	108	140	148	83		
SSE	28			61	50	79	101	100	93	34	41	36	39	23	57		
S	66			79	113	131	129	114	73	30	22	16	41	34	71		
SSW	63			94	73	63	65	63	55	36	41	23	57	42	56		
SW	78			118	78	44	40	51	50	38	38	23	30	19	50		
WSW	78			86	54	32	26	28	18	31	37	27	60	38	42		
W	32			28	30	10	13	29	18	15	32	19	52	51	27		
WNW	31			36	36	26	13	18	23	26	22	34	77	71	34		
NW	50	30	35	26	28	19	16	31	15	47	73	157	44				
NNW	20	9	11	22	11	14	22	19	16	39	74	62	27				
N	13	9	11	11	8	17	8	28	49	58	26	20	21				

Element		1	2	3	4	5	6	7	8	9	10	11	12		
Number of Days With Classified	Daily Max. Temp.	0.0	8	2										7	17
		0.1 ~ 10.0	20	22	5								15	24	86
		10.1 ~ 20.0	3	4	26	15		1				13	13		75
		20.1 ~ 30.0				15	30	17	16	19	29	18			144
		30.1					1	12	15	12					40
	Daily Mean Temp.	- 5.0	10	1										6	17
		- 4.9 ~ 0.0	11	16	1								6	14	48
		0.1 ~ 10.0	10	11	30	3						3	17	11	85
		10.1 ~ 20.0				27	27	8		4	16	26	5		113
		20.1					4	22	31	27	12	2			98
	Daily Min. Temp.	- 15.0	3											1	4
		- 14.9 ~ - 5.0	17	21	2								8	19	67
		- 4.9 ~ 0.0	10	7	21							2	12	9	61
		0.1 ~ 10.0	1		8	29	12	1			2	19	7	2	81
		10.1				1	19	29	31	31	27	10	1		149
	Daily Precip.	0.1mm	8	5	6	8	5	1	18	14	4	5	7	10	91
		10.0mm				1			11	8	2	2	2	1	27
		30.0mm							6	4					10
		80.0mm							2						2
		100.0mm							1						1
	Hourly Max. Precip.	1.0mm	4	4	3	6	4		18	13	4	4	6	7	73
6.0mm					1	1		11	8	1		2		24	
10.0mm								9	7	1		1		18	
20.0mm								4	1					5	
30.0mm								3						3	
Daily Max. Wind Speed	0.5 ~ 3.3%	3	2					2	2	1	2	2	3	17	
	3.4 ~ 7.9%	20	16	20	8	19	24	25	26	25	26	16	19	244	
	8.0 ~ 13.8%	8	10	11	21	11	6	4	3	1	3	9	9	96	
	13.9%				1	1				1		1		4	
10 - Day Summary	Mean Temp. (0.1 )	1st	26	- 19	24	115	169	196	252	267	203	178	101	- 8	
		2nd	- 44	- 1	59	128	172	221	259	238	190	129	19	- 57	
		3rd	- 51	8	69	141	194	240	260	223	183	106	16	- 8	
	Mean Max. Temp. (0.1 )	1st	83	26	87	182	247	257	290	314	267	233	168	44	
		2nd	13	64	145	193	241	303	302	276	264	197	76	1	
		3rd	10	72	136	221	268	302	294	273	255	195	79	38	
	Mean Min. Temp. (0.1 )	1st	- 30	- 67	- 34	56	99	131	223	234	153	132	35	- 54	
		2nd	- 98	- 72	- 19	64	106	147	227	213	130	73	- 38	- 117	
		3rd	- 115	- 50	5	58	121	193	237	181	124	40	- 41	- 51	
	Mean Wind Speed (0.1%)	1st	11	15	19	15	15	17	13	10	8	9	11	14	
		2nd	14	16	12	18	16	13	11	10	13	10	14	16	
		3rd	13	14	14	18	15	11	9	12	10	11	14	12	
Total Precip. (0.1mm)	1st	3	7	86	317	57	2	3270	220	10	150	125	145		
	2nd	39	93		162	53		1530	1680	300	105	25	10		
	3rd	129	83	25		68		860	1360	30		265	165		

Element		1	2	3	4	5	6	7	8	9	10	11	12					
(0.1 )	Air Temp.	Mean	- 16	- 1	56	132	184	222	263	250	207	148	59	- 18	124			
		Mean Max.	35	52	123	202	256	288	302	292	265	204	113	26	180			
		Mean Min.	- 64	- 52	- 3	71	123	170	234	212	159	99	8	- 61	75			
		Highest	127	134	182	284	307	337	338	359	306	269	197	93	359			
		Date	8	16	19	30	30	23	25	5	15	9	7	23	08/05			
		Lowest	- 134	- 94	- 60	14	89	120	211	0	86	2	- 70	- 120	- 134			
		Date	24	2	8	3	7	4	1	25	29	31	19	14	01/24			
(0.1mm)	Precip.	00~24h Total	85	130	39	440	185	345	4910	2815	315	190	65	110	9629			
		Highest. 1	Daily	35	55	25	300	65	100	705	670	150	90	20	50	705		
			Date	29	22	1	5	13	27	31	20	11	1	25	24	07/31		
			Hourly	20	20	10	60	65	75	435	345	90	25	20	30	435		
	Date	27	17	1	5	13	27	16	24	19	11	25	24	07/16				
(0.1%)	Wind	Mean Speed	14	16	15	17	15	15	11	11	9	9	11	12	13			
		Highest Gust Speed	119	112	113	142	115	93	111	101	115	113	125	127	142			
		* Dir.	NNW	S	W	SSW	SW	WSW	S	SSW	SW	NE	W	NNW	SSW			
	Date	14	19	9	14	13	9	3	24	19	22	10	11	04/14				
(0.1%)	Wind Directions Only	Hourly Occurrence Maximum Speed	NNE	40	12	36	47	21	26	24	51	36	48		22	51		
			NE	32	19	38	54	29	31	16	27	43	58	8		58		
			ENE	29	5	19	48	29	33	21	26	34	46	18	12	48		
			E	25	13	13	32	31	26	26	27	36	27	17	8	36		
			ESE	21	15	20	35	10	22	25	31	30	22	12	17	35		
			SE	14	16	12	33	22	22	26	24	21	16	17	16	33		
			SSE	22	27	28	27	28	33	30	31	26	26	21	27	33		
			S	32	38	31	42	55	27	37	31	36	22	46	31	55		
			SSW	37	38	28	55	38	35	36	31	23	23	43	37	55		
			SW	17	23	27	43	47	28	34	34	32	12	30	12	47		
			WSW	16	39	50	38	53	40	37	38	27	22	41	27	53		
			W	46	46	49	44	61	41	28	28	40	43	48	47	61		
			WNW	43	52	53	49	47	38	28	27	33	43	49	55	55		
			NW	59	54	55	55	52	44	27	34	30	41	48	55	59		
			NNW	54	53	50	55	41	44	25	39	28	48	39	52	55		
			N	47	30	37	47	19	23	23	34	37	33	21	44	47		
			(0.1%)	Hourly Occurrence Percentage	CALM	253	231	252	192	197	146	267	277	503	539	435	477	313
					NNE	5	4	12	10	5	6	5	13	28	26		1	10
					NE	8	3	13	8	12	7	8	11	24	48	2		12
					ENE	23	3	9	11	5	13	5	34	40	29	6	3	15
E	13	16			7	26	9	29	17	79	24	22	6	3	21			
ESE	30	7			13	40	11	49	36	116	39	15	6	11	32			
SE	11	18			11	31	35	47	89	78	33	14	22	18	34			
SSE	36	43			44	58	86	65	73	73	32	17	34	23	49			
S	74	67			59	83	82	51	108	59	47	10	56	40	62			
SSW	57	49			39	68	85	60	118	57	19	12	28	18	51			
SW	20	25			32	51	42	32	39	12	11	7	23	1	25			
WSW	28	33			58	69	96	97	79	42	19	17	23	11	48			
W	109	119			125	131	116	135	65	44	46	34	87	49	88			
WNW	157	186	147	83	100	92	44	39	65	62	100	134	100					
NW	125	140	129	79	86	118	27	42	39	70	110	142	92					
NNW	31	43	31	47	28	38	11	13	8	30	56	63	33					
N	19	12	16	11	3	17	8	11	22	48	5	8	15					

Element		1	2	3	4	5	6	7	8	9	10	11	12		
Number of Days With Classified	Daily Max. Temp.	0.0	9	3										9	21
		0.1 ~ 10.0	20	23	4								10	21	78
		10.1 ~ 20.0	2	2	27	13		1				12	15		72
		20.1 ~ 30.0				17	30	18	13	18	29	17			142
		30.1					1	11	18	13	1				44
	Daily Mean Temp.	-5.0	9	1										6	16
		-4.9 ~ 0.0	12	15	1								3	14	45
		0.1 ~ 10.0	10	12	30	2						2	17	10	83
		10.1 ~ 20.0				28	25	7		2	8	23	5		98
		20.1					6	23	31	29	22	4			115
	Daily Min. Temp.	-15.0	20	14	1								2	20	57
		-14.9 ~ -5.0	8	14	14					1			9	8	54
		-4.9 ~ 0.0	3		16	26	5				1	16	13	2	82
		0.1 ~ 10.0				4	26	30	31	30	29	13	1		164
		10.1													
	Daily Precip.	0.1mm	6	5	4	6	7	7	20	16	4	4	6	6	91
		10.0mm				1		1	12	8	1				23
		30.0mm				1			8	3					12
		80.0mm													
		100.0mm													
	Hourly Max. Precip.	1.0mm	2	4	1	4	4	6	18	16	4	3	5	3	70
6.0mm					1	1	1	12	7	1				23	
10.0mm								9	6					15	
20.0mm								6	3					9	
30.0mm								3	1					4	
Daily Max. Wind Speed	0.5 ~ 3.3%	4								1		1	3	9	
	3.4 ~ 7.9%	18	15	23	15	21	24	28	25	24	24	14	16	247	
	8.0 ~ 13.8%	9	13	8	14	10	6	3	6	5	5	10	11	100	
	13.9%				1									1	
10 - Day Summary	Mean Temp. (0.1 )	1st	33	-16	28	117	175	200	256	276	219	184	107	-2	
		2nd	-37	1	65	134	176	225	263	245	206	141	36	-47	
		3rd	-42	14	73	146	200	241	268	232	198	125		-5	
	Mean Max. Temp. (0.1 )	1st	85	26	89	185	250	263	295	320	269	232	168	44	
		2nd	11	63	144	195	245	298	306	281	268	192	85	-1	
		3rd	10	72	136	226	270	304	304	278	257	191		35	
	Mean Min. Temp. (0.1 )	1st	-14	-54	-25	62	114	147	227	243	178	143	51	-46	
		2nd	-82	-58	-3	77	116	165	232	220	155	90	-14	-93	
		3rd	-93	-40	16	75	139	198	241	177	146	70		-45	
	Mean Wind Speed (0.1%)	1st	12	17	18	15	15	17	13	9	6	8	10	13	
		2nd	15	17	12	18	15	16	10	12	12	8	11	14	
		3rd	15	14	14	18	16	13	10	12	8	10		8	
Total Precip. (0.1mm)	1st		5	30	310	75	105	1915	125	10	105	20	55		
	2nd	20	70		130	75		1265	1500	240	85	15	5		
	3rd	65	55	9		35	240	1730	1190	65		30	50		

		Element	1	2	3	4	5	6	7	8	9	10	11	12			
(0.1 )	Air Temp.	Mean	- 11	4	57	135	189	225	267	254	210	153	57	- 10	128		
		Mean Max.	38	56	123	204	260	293	310	298	269	219	113	33	185		
		Mean Min.	- 62	- 47	- 3	70	125	172	237	221	157	97	1	- 54	76		
		Highest	128	142	204	285	314	345	352	362	298	283	216	111	362		
		Date	8	16	19	30	30	23	25	5	3	2	7	23	08/05		
		Lowest	- 143	- 95	- 53	7	75	121	217	149	81	- 13	- 71	- 128	- 143		
		Date	24	2	8	2	8	4	13	31	29	31	19	14	01/24		
(0.1mm)	Precip.	00~24h Total	130	300	75	300	145	135	4520	3085	275	180	295	190	9630		
		Highest. 1 Daily	55	110	60	115	55	70	1010	590	150	60	130	120	1010		
		Date	29	22	1	5	9	25	16	23	27	11	25	24	07/16		
		Hourly	30	55	25	35	30	70	645	525	55	30	80	50	645		
(0.1%)	Wind	Date	27	20	1	5	10	25	16	24	27	2	25	24	07/16		
		Mean Speed	20	24	23	24	23	22	15	17	15	15	19	20	20		
		Highest Gust Speed	133	130	125	148	146	125	135	122	104	124	121	135	148		
		* Dir.	W	W	SW	SW	SW	W	W	SW	SW	NW	W	W	SW		
(0.1%)	Wind Directions Only	Date	20	20	9	14	13	28	16	24	28	29	15	11	04/14		
		Hourly Occurrence Maximum Speed	15	14	19	19	10	12	9	13	17	16	10	11	19		
		NNE	32	32	25	51	6	14	17	25	24	34	10	26	51		
		NE	33	22	25	43	42	41	38	42	50	33	31	28	50		
		ENE	24	31	26	52	69	38	39	41	46	36	28	32	69		
		E	26	38	26	19	26	22	25	20	17	16	23	25	38		
		ESE	13	13	17	9	20	14	17	16	17	9	24	12	24		
		SE	12	15	7	20	15	17	14	12	10	11	12	9	20		
		SSE	32	27	16	36	13	12	23	20	16	12	33	12	36		
		S	27	32	62	63	47	37	27	45	33	15	36	31	63		
		SSW	69	69	67	73	69	68	53	70	57	40	65	45	73		
		SW	56	68	61	69	75	59	44	43	57	64	57	63	75		
		WSW	72	68	71	66	72	61	33	44	51	68	67	75	75		
		W	31	45	27	44	44	33	26	35	37	36	40	46	46		
		WNW	24	25	25	34		36	23	29	35	36	40	18	40		
		NW	11	13	17	21	10		26	16	15	25	15	26	26		
		NNW	11	16	21	9	7	4	6	27	16	24	7	10	27		
		N	65	60	54	71	51	31	133	67	96	85	61	62	70		
		(0.1%)	Hourly Occurrence Percentage	CALM	16	10	12	4	4	1	1	9	17	13	1	13	9
				NNE	71	22	18	25	7	6	9	39	38	62	10	26	28
NE	78			55	60	94	51	85	121	261	142	155	60	83	104		
ENE	215			177	167	175	199	186	203	239	332	270	272	208	221		
E	40			30	54	28	38	40	48	43	22	26	24	40	36		
ESE	15			12	7	11	13	13	24	17	15	4	13	9	13		
SE	7			3	3	10	17	17	23	8	6	4	8	4	9		
SSE	11			13	14	19	13	13	23	12	7	4	17	15	13		
S	23			24	45	44	36	56	60	47	21	23	25	28	36		
SSW	105			153	198	210	246	273	231	91	86	55	106	71	152		
SW	112			204	171	135	171	138	48	51	54	51	101	98	110		
WSW	196			192	160	114	125	120	38	67	65	109	210	280	139		
W	32			27	15	32	22	17	15	12	33	48	71	47	31		
WNW	5			4	8	18		7	12	12	29	43	14	7	13		
NW	5	4	3	4	4		8	8	17	34	6	4	8				
NNW	4	9	12	6	3		1	15	21	15	3	4	8				

Element		1	2	3	4	5	6	7	8	9	10	11	12		
Number of Days With Classified	Daily Max. Temp.	0.0	8	3										6	17
		0.1 ~ 10.0	18	21	4								12	24	79
		10.1 ~ 20.0	5	4	25	14	1	1				10	17	1	78
		20.1 ~ 30.0			1	16	27	13	11	16	30	21	1		136
		30.1					3	16	20	15					54
	Daily Mean Temp.	- 5.0	7											5	12
		- 4.9 ~ 0.0	13	16	1								4	12	46
		0.1 ~ 10.0	11	12	29	2						2	21	14	91
		10.1 ~ 20.0				28	20	5		1	7	24	5		90
		20.1					11	25	31	30	23	5			125
	Daily Min. Temp.	- 15.0	18	15	1								2	17	53
		- 14.9 ~ - 5.0	9	12	18							1	15	12	67
		- 4.9 ~ 0.0	4	1	11	27	3				2	17	12	2	79
		0.1 ~ 10.0				3	28	30	31	31	28	13	1		165
		10.1													
	Daily Precip.	0.1mm	6	6	3	5	4	5	19	16	4	5	10	7	90
		10.0mm		1		1				10	10	1	1	1	25
		30.0mm							4	3					7
		80.0mm							2						2
		100.0mm							1						1
Hourly Max. Precip.	1.0mm	4	4	2	5	4	3	16	15	3	3	5	4	68	
	6.0mm						1	10	9			1		21	
	10.0mm							7	7					14	
	20.0mm							5	3					8	
	30.0mm							3	1					4	
Daily Max. Wind Speed	0.5 ~ 3.3%											1		1	
	3.4 ~ 7.9%	22	12	12	6	11	15	23	26	25	25	16	16	209	
	8.0 ~ 13.8%	9	16	18	22	18	15	8	5	5	6	13	15	150	
	13.9%				2	2								4	
10 - Day Summary	Mean Temp.	1st	40	- 11	31	119	179	204	260	280	221	190	107	5	
		2nd	- 33	5	65	138	182	227	266	247	209	146	37	- 42	
		3rd	- 38	20	75	148	204	245	273	236	199	127	27	3	
	Mean Max. Temp.	1st	90	29	87	187	257	262	306	325	272	244	173	47	
		2nd	12	70	146	198	248	303	311	286	269	211	86	7	
		3rd	14	74	135	226	272	315	312	284	264	205	82	45	
	Mean Min. Temp.	1st	- 7	- 48	- 20	64	111	151	231	244	174	145	47	- 37	
		2nd	- 80	- 56	- 11	78	123	165	234	222	155	92	- 16	- 91	
		3rd	- 96	- 33	23	69	141	202	244	198	141	58	- 26	- 36	
	Mean Wind Speed	1st	19	25	28	23	22	27	16	15	12	14	19	20	
		2nd	20	25	19	24	24	22	14	19	19	15	21	23	
		3rd	20	21	22	26	22	19	15	18	15	15	19	18	
Total Precip.	1st		5	70	125	100	35	2055	265	15	115	55	30		
	2nd	35	185		175	10		1145	1275	95	65	10			
	3rd	95	110	5		35	100	1320	1545	165		230	160		

Element		1	2	3	4	5	6	7	8	9	10	11	12					
(0.1 )	Air Temp.	Mean	- 59	- 40	18	103	153	194	242	222	166	106	8	- 64	87			
	Mean Max.	14	32	102	190	238	271	290	275	251	195	79	- 3	161				
	Mean Min.	- 132	- 119	- 62	12	65	116	204	178	98	36	- 69	- 134	16				
	Highest	97	98	169	260	284	312	328	334	284	258	179	78	334				
	Date	7	28	19	30	3	23	6	5	4	2	1	23	08/05				
	Lowest	- 220	- 194	- 119	- 54	- 1	43	160	93	6	- 77	- 148	- 208	- 220				
	Date	31	2	8	2	6	4	1	30	29	31	19	14	01/31				
(0.1mm)	Precip.	00~24h Total	85	95	130	580	400	385	5295	3675	355	205	430	105	11740			
		Highest. 1	Daily	35	60	50	150	185	175	1140	810	200	140	235	60	1140		
		Date	29	17	31	18	13	7	8	20	19	11	3	24	07/08			
		Hourly	25	30	25	60	170	115	605	465	185	60	155	20	605			
	Date	27	17	31	18	13	9	23	24	19	11	3	5	07/23				
(0.1%)	Wind	Mean Speed	11	11	10	13	12	12	8	10	8	9	11	11	11			
		Highest Gust Speed	112	105	116	128	123	112	90	111	103	103	121	101	128			
		Dir.	W	W	SSW	SSW	W	ESE	WNW	S	W	WSW	SW	SW	SSW			
	Date	10	20	9	12	25	13	8	24	29	20	15	11	04/12				
(0.1%)	Wind Directions Only	Hourly Occurrence Maximum Speed	NNE	32		20	36		19	13	31	29	21	12	10	36		
			NE	38	14	28	41	32	29	34	36	30	32	7	10	41		
			ENE	36	25	30	41	32	48	44	44	35	37	16	19	48		
			E	22	21	26	33	47	21	24	30	22	23	14	17	47		
			ESE	19	18	25	27	23	20	16	14	19	29	16	15	29		
			SE	20	17	19	13	26	14	19	14	16	19	15	12	26		
			SSE	16	21	26	33	25	21	13	14	21	13	13	14	33		
			S	19	28	23	28	36	25	19	16	27	14	22	21	36		
			SSW	39	34	37	37	49	28	24	30	29	28	38	34	49		
			SW	49	45	48	60	49	45	40	27	37	47	60	52	60		
			WSW	51	49	49	44	49	37	31	35	40	45	52	50	52		
			W	32	37	34	43	35	35	26	25	35	34	35	49	49		
			WNW	31	34	21	26	22	25	12	20	19	12	9	18	34		
			NW	5	22	12	19	19	23	18	16	12	12	17	8	23		
			NNW	7	8	19	34	10	9	10	24	21	22	9	17	34		
			N	29	7	8	35	15	14	15	28	26	5	15	6	35		
			(0.1%)	Hourly Occurrence Percentage	CALM	427	478	477	372	359	306	441	359	454	422	390	386	405
					NNE	5		10	8		11	1	32	13	9	4	1	8
					NE	28	3	29	36	9	54	30	90	26	43	7	7	30
					ENE	27	19	33	33	35	118	63	159	46	63	17	20	53
					E	23	19	41	31	34	51	31	39	43	60	24	26	35
ESE	16	9			15	11	12	24	20	13	25	32	14	23	18			
SE	8	6			6	6	11	7	17	11	17	24	13	4	11			
SSE	8	7			11	11	16	14	16	11	13	4	13	11	11			
S	17	22			14	33	30	14	30	5	17	7	22	13	19			
SSW	47	70			43	82	71	28	42	24	25	23	64	38	46			
SW	148	173			116	156	133	113	105	50	90	77	153	175	123			
WSW	203	132			149	146	207	146	116	94	172	180	201	220	164			
W	30	45			43	42	62	76	58	54	35	34	61	54	49			
WNW	7	7			8	17	9	28	9	9	7	4	6	12	10			
NW	1	3	3	1	4	4	4	9	1	5	7	5	4					
NNW	3	4	3	7	3	3	8	19	7	11	3	3	6					
N	1	1	1	8	5	4	9	22	10	1	3	3	6					



Element		1	2	3	4	5	6	7	8	9	10	11	12			
Number of Days With Classified	Daily Max. Temp.	0.0	13	4										17	34	
		0.1 ~ 10.0	18	24	16									20	14	92
		10.1 ~ 20.0			15	18	5	1				18	10			67
		20.1 ~ 30.0				12	26	24	20	22	30	13				147
		30.1						5	11	9						25
	Daily Mean Temp.	- 5.0	20	11									8	18	57	
		- 4.9 ~ 0.0	7	14	8								7	10	46	
		0.1 ~ 10.0	4	3	23	15						13	12	3	73	
		10.1 ~ 20.0				15	30	15		6	30	18	3		117	
		20.1					1	15	31	25					72	
	Daily Min. Temp.	- 15.0	14	4										13	31	
		- 14.9 ~ - 5.0	14	22	21	1						2	19	14	93	
		- 4.9 ~ 0.0	3	2	9	12	1					5	7	4	43	
		0.1 ~ 10.0			1	17	27	9		2	16	20	4		96	
		10.1					3	21	31	29	14	4			102	
	Daily Precip.	0.1mm	3	5	6	7	5	4	16	14	5	3	3	5	76	
		10.0mm				3	1	2	9	8	1	1	2		27	
		30.0mm							6	5					11	
		80.0mm							2	1					3	
		100.0mm							1						1	
	Hourly Max. Precip.	1.0mm	2	2	5	6	4	3	12	14	5	2	3	2	60	
6.0mm					1	1	1	9	7	1	1	1		22		
10.0mm						1	1	7	6	1		1		17		
20.0mm								2	5					7		
30.0mm								2	3					5		
Daily Max. Wind Speed	0.5 ~ 3.3%		2					2	2			1	2	9		
	3.4 ~ 7.9%	21	17	21	14	22	25	27	26	23	28	21	19	264		
	8.0 ~ 13.8%	10	9	8	16	9	5	2	3	7	3	8	10	90		
	13.9%															
10 - Day Summary	Mean Temp. (0.1 )	1st	- 3	- 56	- 6	93	147	167	238	251	185	150	74	- 48		
		2nd	- 81	- 39	25	107	147	194	250	225	161	97	- 19	- 105		
		3rd	- 91	- 21	34	110	164	222	239	195	153	74	- 30	- 41		
	Mean Max. Temp. (0.1 )	1st	63	5	65	174	238	243	289	312	262	220	150	18		
		2nd	- 4	43	127	186	227	280	302	266	247	186	48	- 41		
		3rd	- 12	54	114	210	249	291	279	250	245	181	40	11		
	Mean Min. Temp. (0.1 )	1st	- 70	- 125	- 79	11	54	83	198	202	127	95	- 10	- 124		
		2nd	- 150	- 129	- 69	22	64	109	206	190	89	27	- 93	- 183		
		3rd	- 173	- 99	- 41	3	76	157	209	145	78	- 11	- 104	- 100		
	Mean Wind Speed (0.1%)	1st	12	10	13	12	13	13	7	9	5	9	11	10		
		2nd	11	12	8	14	12	13	10	17	10	8	12	11		
		3rd	10	9	9	14	10	11	9	6	9	9	9	11		
Total Precip. (0.1mm)	1st		5	20	260	120	380	3180	445	25	65	310	30			
	2nd		85	15	320	190		185	1815	275	140		5			
	3rd	85	5	95		90	5	1930	1415	55		120	70			

Element		1	2	3	4	5	6	7	8	9	10	11	12				
(0.1 )	Air Temp.	Mean	11	31	73	142	184	196	254	235	207	144	78	6	130		
	Mean Max.	44	67	110	193	231	233	286	262	251	187	120	46	169			
	Mean Min.	- 19	- 4	41	102	145	165	231	213	159	102	33	- 34	95			
	Highest	114	145	174	304	328	298	354	311	287	248	205	111	354			
	Date	2	28	18	30	19	30	13	22	19	1	7	23	07/13			
	Lowest	- 99	- 74	- 27	38	110	107	195	150	121	23	- 37	- 102	- 102			
	Date	23	10	7	2	6	1	5	29	29	30	19	12	12/12			
(0.1mm)	Precip.	00~24h Total	645		375	525	240	875	2065	4645	315	1350	840	40	11915		
		Highest. 1 Daily	270		165	175	125	455	400	1360	175	475	775	40	1360		
	Hourly	70		30	60	100	220	90	265	95	160	260	20	265			
	Date	30		31	28	13	26	23	11	19	29	3	24	08/11			
(0.1%)	Wind	Mean Speed	41	41	33	40	36	26	25	18	22	20	23	22	29		
		Highest Gust Speed	188	203	163	201	211	178	181	129	165	157	164	151	211		
		Dir.	SSW	N	NE	SSW	SW	W	WNW	NNW	ENE	ENE	SSW	W	SW		
(0.1%)	Wind Directions Only	Date	27	20	21	29	6	9	2	24	27	29	10	11	05/06		
		Hourly Occurrence Maximum Speed	68	66	103	49	56	45	29	42	39	67	52		103		
		NNE	21	22	108	47	11	47	20	35	100	112	73	15	112		
		NE	11	27	102	59	25	28	45	61	88	97	58	6	102		
		ENE	11	14	24	68	32	57	37	77	55	52	19		77		
		E	16	14	41	48	33	35	21	71	65	38	45	7	71		
		ESE	32	42	69	38	25	33	28	43	46	39	40		69		
		SE	44	71	94	109	87	59	52	47	31	47	33		109		
		SSE	44	54	38	69	50	44	26	26	28	31	25	14	69		
		S	98	68	54	89	69	77	72	50	44	54	63	38	98		
		SSW	71	78	59	93	103	81	70	46	54	35	54	51	103		
		SW	93	82	77	98	100	80	79	50	51	62	76	64	100		
		WSW	108	79	75	85	87	77	77	61	65	43	71	69	108		
		W	78	61	60	76	75	59	48	34	30	38	54	54	78		
		WNW	100	82	78	104	77	55	51	34	47	33	47	43	104		
		NW	108	124	79	110	124	87	46	42	17	45	52	21	124		
		NNW	90	128	71	80	109	91	52	59	28	41	47	5	128		
		N	11	1	15	13	27	58	50	156	39	65	189	231	72		
		(0.1%)	Hourly Occurrence Percentage	CALM	22	16	34	19	22	42	12	27	38	91	11		28
				NNE	4	9	42	21	7	39	13	11	39	71	8	1	22
				NE	3	12	30	11	8	11	20	53	36	42	8	1	20
				ENE	4	4	24	28	9	10	11	91	46	19	4		21
				E	3	1	17	19	15	19	13	22	66	26	11	1	18
				ESE	8	7	24	29	19	35	23	42	68	13	4		23
				SE	28	22	71	181	201	239	181	106	20	12	7		89
SSE	22			61	74	86	77	93	112	59	17	19	10	4	53		
S	82			63	78	67	42	39	62	60	46	44	28	13	52		
SSW	151			128	66	67	62	31	82	61	63	65	66	34	73		
SW	276			313	196	175	151	64	133	56	161	89	204	168	164		
WSW	159			131	101	78	93	33	60	41	274	247	314	471	167		
W	102			83	75	54	34	28	22	50	42	94	84	55	60		
WNW	74			37	62	54	44	50	43	35	21	58	14	13	42		
NW	31			63	56	47	112	104	86	63	8	24	15	4	51		
NNW	23	48	35	51	79	106	77	67	17	22	21	1	45				

Element		1	2	3	4	5	6	7	8	9	10	11	12			
Number of Days With Classified	Daily Max. Temp.	0.0	3	1										4	8	
		0.1 ~ 10.0	25	23	11	1							11	25	96	
		10.1 ~ 20.0	3	4	20	18	9	5				25	17	2	103	
		20.1 ~ 30.0				10	20	25	18	29	30	6	1		139	
		30.1				1	2		13	1					17	
	Daily Mean Temp.	- 5.0	3												2	5
		- 4.9 ~ 0.0	10	4											12	26
		0.1 ~ 10.0	18	23	25	1						1	19	17	104	
		10.1 ~ 20.0		1	6	27	21	17		1	12	29	10		124	
		20.1				2	10	13	31	29	18	1			104	
	Daily Min. Temp.	- 15.0														
		- 14.9 ~ - 5.0	9	2											9	20
		- 4.9 ~ 0.0	11	14	3									11	17	56
		0.1 ~ 10.0	11	12	27	15						17	15	5	102	
		10.1			1	15	31	30	31	30	30	14	3		185	
	Daily Precip.	0.1mm	5		8	10	5	11	13	18	5	8	4	1	88	
		10.0mm	3		1	1	1	2	7	11	1	3	1		31	
		30.0mm						1	3	5		3	1		13	
		80.0mm								1					1	
		100.0mm								1					1	
Hourly Max. Precip.	1.0mm	4		5	7	4	9	12	16	4	5	3	1	70		
	6.0mm	2			1	1	3	5	10	1	3	1		27		
	10.0mm					1	1		4		1	1		8		
	20.0mm						1		2			1		4		
	30.0mm															
Daily Max. Wind Speed	0.5 ~ 3.3%									1				1		
	3.4 ~ 7.9%	4	2	8	1	6	15	17	17	16	19	2	3	110		
	8.0 ~ 13.8%	16	20	17	18	15	11	11	13	12	10	24	24	191		
	13.9%	11	6	6	11	10	4	3		1	2	3	4	61		
10 - Day Summary	Mean Temp. (0.1 )	1st	52	18	47	125	166	180	240	250	218	172	134	17		
		2nd	- 7	34	90	143	198	195	291	221	204	135	53	- 25		
		3rd	- 10	42	82	158	189	212	234	234	200	127	45	24		
	Mean Max. Temp. (0.1 )	1st	82	49	85	165	212	227	277	280	262	207	175	58		
		2nd	26	79	123	204	246	230	329	239	247	178	95	19		
		3rd	27	77	120	210	234	243	254	269	245	178	87	59		
	Mean Min. Temp. (0.1 )	1st	26	- 11	11	85	126	142	216	229	175	138	86	- 25		
		2nd	- 37	- 5	58	106	159	163	258	208	155	93	14	- 66		
		3rd	- 43	7	53	114	148	191	219	202	148	77	- 3	- 14		
	Mean Wind Speed (0.1%)	1st	38	43	38	34	39	31	22	16	17	19	27	22		
		2nd	42	45	29	44	41	25	33	18	25	17	22	27		
		3rd	43	34	32	40	29	22	20	22	24	24	20	18		
Total Precip. (0.1mm)	1st	140		50	285	55	355	1175	1850		565	810				
	2nd	270		15	155	125	5	35	2355	255	350					
	3rd	235		310	85	60	515	855	440	60	435	30	40			

Element		1	2	3	4	5	6	7	8	9	10	11	12				
(0.1 )	Air Temp.	Mean	- 65	- 45	5	93	140	158	211	187	150	94	8	- 69	72		
		Mean Max.	- 21	6	56	165	206	214	253	219	204	141	63	- 26	123		
		Mean Min.	- 101	- 96	- 38	35	90	115	185	164	107	59	- 36	- 111	31		
		Highest	51	59	134	255	267	286	309	290	268	234	176	49	309		
		Date	7	28	29	30	20	18	19	8	9	8	2	23	07/19		
		Lowest	- 188	- 157	- 109	- 44	40	48	150	98	38	- 36	- 111	- 185	- 188		
		Date	23	11	8	2	26	2	5	31	29	30	19	12	01/23		
(0.1mm)	Precip.	00~24h Total	130		495	580	275	1540	3860	6805	1020	975	335	90	16105		
		Highest. 1	Daily	110		165	235	135	675	610	1545	485	335	150	80	1545	
			Date	20		2	17	13	26	25	15	27	11	3	24	08/15	
			Hourly	25		90	90	115	235	310	340	140	75	50	25	340	
(0.1%)	Wind	Date	20		2	17	13	26	8	11	27	11	3	24	08/11		
		Mean Speed	83	85	57	75	73	42	60	45	46	34	100	109	67		
		Highest Gust Speed	316	275	287	263	315	265	207	273	255	232	284	307	316		
		* Dir.	W	W	W	W	SSW	WNW	W	WNW	W	WNW	WSW	WNW	W		
(0.1%)	Wind Directions Only	Date	12	19	8	14	14	9	21	24	20	31	10	11	01/12		
		Hourly Occurrence Maximum Speed	8		11	23	8	29			10	26			29		
		NNE	26	43	66	61	65	15	7		11	6			66		
		NE	55	48	69	72	69	55	58	69	60	56	28	43	72		
(0.1%)	Wind Directions Only	E	22	17	44	33	46	58	52	93	72	92	33	38	93		
		ESE			16			28	18	28	41	68			68		
		SE			13			5			6	20			20		
		SSE	7									7			7		
		S	17			7	155					8			155		
		SSW			14	22	217					13	27		217		
		SW	49	44	45	69	12			14	9	24	24		69		
		WSW	186	177	150	163	200	46	40	31	29	45	51	21	200		
		W	230	191	196	177	207	192	146	139	185	166	197	236	236		
		WNW		11	17	22	153	186	154	181	147	157	216	183	216		
		NW			16		6	12	21	19	22	34	9		34		
		NNW	5		35			5	12	5	7	8			35		
		N	4	14	4	4	63	4	4	4	4	15	4	4	63		
		(0.1%)	Wind Directions Only	Hourly Occurrence Percentage	23	7	26	22	13	49	16	36	51	86	28	8	31
				CALM	1		3	4	1	6			1	1			1
				NNE	13	9	38	31	38	4	3		3	1			12
NE	88			40	179	168	96	122	62	103	49	71	4	7	83		
E	3			3	20	11	34	272	215	453	247	348	15	21	139		
ESE					3			7	7	11	17	22			6		
SE					4			1			1	4			1		
SSE	1											1			0		
S	1					1	78					3			7		
SSW					4	3	208					3	1		19		
SW	15			9	8	17	5			1	4	5	1		5		
WSW	228			254	321	258	129	4	12	8	25	23	7	7	105		
W	624			674	380	478	278	363	296	246	413	273	403	438	402		
WNW				1	8	7	78	165	386	132	179	138	538	519	181		
NW					3		1	6	3	8	6	7	1		3		
NNW	1				4			1	1	1	4	8			2		
N		1			40					5			4				

Element		1	2	3	4	5	6	7	8	9	10	11	12		
Number of Days With Classified	Daily Max. Temp.	0.0	18	11	3								5	21	58
		0.1 ~ 10.0	10	17	23	4						2	16	8	80
		10.1 ~ 20.0			5	18	15	11	1	13	14	27	9		113
		20.1 ~ 30.0				8	16	19	28	18	16	2			107
		30.1							2						2
	Daily Mean Temp.	- 5.0	17	12	2								5	19	55
		- 4.9 ~ 0.0	8	14	11								9	9	51
		0.1 ~ 10.0	2	2	18	20	2					20	15	1	80
		10.1 ~ 20.0				10	29	26	11	22	30	11	1		140
		20.1						4	20	9					33
	Daily Min. Temp.	- 15.0	5	2										7	14
		- 14.9 ~ - 5.0	17	25	12								13	20	87
		- 4.9 ~ 0.0	6	1	15	5						2	10	2	41
		0.1 ~ 10.0			4	23	22	10		1	12	24	7		103
		10.1				2	9	20	31	30	18	5			115
	Daily Precip.	0.1mm	2		7	9	6	13	18	21	6	8	4	2	96
		10.0mm	1		3	1	1	4	11	13	4	3	2		43
		30.0mm						1	6	6	1	1			15
		80.0mm								3					3
		100.0mm								2					2
	Hourly Max. Precip.	1.0mm	2		7	7	3	12	15	18	5	7	4	1	81
6.0mm				1	1	1	4	9	8	2	2			28	
10.0mm						1	2	4	4	1				12	
20.0mm							1	2	3					6	
30.0mm								1	1					2	
Daily Max. Wind Speed	0.5 ~ 3.3%														
	3.4 ~ 7.9%	1	3	5	1	5	8	7	11	10	14		1	66	
	8.0 ~ 13.8%	9	3	8	7	8	15	8	9	11	11	1	1	91	
	13.9%	18	22	18	22	18	7	16	11	9	6	29	27	203	
10 - Day Summary	Mean Temp. (0.1 )	1st	- 12	- 57	- 24	73	135	132	207	208	166	124	66	- 56	
		2nd	- 88	- 43	22	98	140	159	230	175	142	85	- 18	- 110	
		3rd	- 86	- 33	14	109	145	183	197	179	142	77	- 24	- 47	
	Mean Max. Temp. (0.1 )	1st	21	- 8	27	129	204	188	251	248	222	161	123	- 9	
		2nd	- 40	10	75	177	205	219	280	189	188	128	42	- 60	
		3rd	- 41	20	65	188	210	234	232	220	202	134	23	- 12	
	Mean Min. Temp. (0.1 )	1st	- 42	- 101	- 67	22	84	85	178	185	123	97	20	- 101	
		2nd	- 126	- 100	- 25	42	91	113	197	163	106	52	- 61	- 152	
		3rd	- 131	- 85	- 22	42	95	147	179	147	93	32	- 66	- 85	
	Mean Wind Speed (0.1%)	1st	73	87	85	58	79	52	58	29	32	31	97	111	
		2nd	87	100	41	91	89	41	89	37	50	26	107	115	
		3rd	89	63	46	77	53	34	35	68	57	44	96	103	
Total Precip. (0.1mm)	1st	20		195	235	35	605	1695	1640	5	460	300	10		
	2nd	110			340	135	155	170	4455	495	335				
	3rd			300	5	105	780	1995	710	520	180	35	80		

		Element	1	2	3	4	5	6	7	8	9	10	11	12				
(0.1 )	Air Temp.	Mean	- 43	- 24	39	124	177	212	251	232	182	127	31	- 48	105			
		Mean Max.	28	50	120	209	261	291	302	288	262	206	98	12	177			
		Mean Min.	- 102	- 91	- 28	49	102	147	218	196	133	74	- 25	- 105	47			
		Highest	113	128	195	290	315	348	342	359	295	273	186	80	359			
		Date	8	28	19	30	20	23	14	5	4	2	8	23	08/05			
		Lowest	- 177	- 164	- 84	- 14	49	83	183	127	49	- 35	- 97	- 198	- 198			
		Date	24	2	8	3	8	4	1	30	29	31	19	13	12/13			
(0.1mm)	Precip.	00~24h Total	95	60	200	565	245	685	4510	4355	395	175	265	125	11675			
		Highest. 1	Daily	55	25	90	215	110	315	1165	1105	225	100	140	65	1165		
			Date	27	17	31	5	13	28	10	10	19	11	3	24	07/10		
			Hourly	30	15	30	50	105	250	365	425	145	30	130	20	425		
(0.1%)	Wind	Mean Speed	9	10	11	14	13	12	6	6	8	8	11	10	10			
		Highest Gust Speed	103	116	124	169	164	113	90	106	148	105	129	118	169			
		Dir.	ENE	ENE	W	WSW	SW	E	E	E	WSW	ENE	SW	W	WSW			
		Date	13	20	10	12	6	23	5	23	19	22	15	10	04/12			
(0.1%)	Wind Directions Only	Hourly Occurrence Maximum Speed	NNE	27	28	29	38	22	27	14	14	16	19	32	28	38		
			NE	16	30	35	27	23	38	20	24	25	20	42	16	42		
			ENE	15	29	26	27	33	54	22	27	22	41	22	17	54		
			E	25	19	37	42	12	34	22	30	31	36	18	17	42		
			ESE	22	11	34	30	20	39	22	25	32	34	19	13	39		
			SE	15	17	12	23	9	38	13	20	24	18	12	11	38		
			SSE	15	8	7	12	8	10	13	23	8	9	10	10	23		
			S	23	21	16	23	20	15	16	9	10	9	16	11	23		
			SSW	27	26	18	30	29	19	19	16	21	16	31	25	31		
			SW	41	49	41	48	54	24	24	14	39	36	18	35	54		
			WSW	38	49	51	58	71	50	26	31	42	32	43	41	71		
			W	53	50	53	68	59	45	27	28	40	32	61	49	68		
			WNW	34	34	51	51	53	31	23	21	33	37	44	50	53		
			NW	33	33	42	24	30	32	22	23	21	19	35	32	42		
			NNW	30	32	34	45	25	40	29	24	26	22	32	29	45		
			N	19	41	36	31	25	18	29	29	19	19	26	25	41		
			(0.1%)	Hourly Occurrence Percentage	CALM	383	393	364	317	243	244	509	509	399	371	245	253	353
					NNE	17	19	28	22	11	29	11	26	21	28	21	17	21
					NE	12	27	28	28	28	33	12	22	47	28	28	23	26
					ENE	23	21	32	43	58	86	30	39	74	93	41	44	49
E	46	30			50	67	38	71	36	35	49	99	79	79	57			
ESE	47	36			38	28	20	46	24	28	43	55	77	113	46			
SE	30	18			32	25	17	24	16	15	21	38	56	51	29			
SSE	59	19			12	24	34	18	16	13	21	15	24	48	25			
S	43	43			23	25	69	49	24	12	35	43	52	50	39			
SSW	31	36			18	17	34	24	22	13	10	15	42	35	24			
SW	31	73			31	49	51	17	26	16	24	20	34	39	34			
WSW	54	80			65	126	118	74	71	28	43	24	60	52	66			
W	91	79			116	115	142	100	75	55	52	42	91	86	87			
WNW	36	27			42	32	50	54	44	43	73	46	39	59	46			
NW	36	33	39	25	46	69	46	65	53	43	28	22	42					
NNW	38	36	47	42	24	42	27	51	22	20	35	20	34					
N	23	31	35	17	17	21	11	30	14	19	46	7	22					

Element		1	2	3	4	5	6	7	8	9	10	11	12		
Number of Days With Classified	Daily Max. Temp.	0.0	9	2										13	24
		0.1 ~ 10.0	21	22	9								15	18	85
		10.1 ~ 20.0	1	4	22	10	2	1				14	14		68
		20.1 ~ 30.0				20	27	16	15	20	30	17			145
		30.1					2	13	16	11					42
	Daily Mean Temp.	-5.0	14	6										15	35
		-4.9 ~ 0.0	12	16	2								10	12	52
		0.1 ~ 10.0	5	6	29	5						6	14	4	69
		10.1 ~ 20.0				25	25	12		6	25	25	5		123
		20.1					6	18	31	25	5				85
	Daily Min. Temp.	-15.0	8	1										6	15
		-14.9 ~ -5.0	18	23	8								10	21	80
		-4.9 ~ 0.0	5	4	18	2						2	11	4	46
		0.1 ~ 10.0			5	28	16	3			4	20	8		84
		10.1					15	27	31	31	26	9			139
	Daily Precip.	0.1mm	3	4	5	7	4	10	17	14	3	6	5	4	82
		10.0mm				2	2	1	8	8	2	1	1		25
		30.0mm						1	6	6					13
		80.0mm							2	1					3
		100.0mm							1	1					2
	Hourly Max. Precip.	1.0mm	2	2	3	6	3	8	16	12	2	3	4	2	63
6.0mm						1	1	10	8	1		1		22	
10.0mm						1	1	7	7	1		1		18	
20.0mm							1	2	3					6	
30.0mm								1	1					2	
Daily Max. Wind Speed	0.5 ~ 3.3%	7	3	1	1	1	1	2	4	2	5		3	30	
	3.4 ~ 7.9%	15	15	18	7	22	20	25	26	24	24	20	17	233	
	8.0 ~ 13.8%	9	10	12	20	6	9	4	1	3	2	9	11	96	
	13.9%				2	2					1			5	
10 - Day Summary	Mean Temp. (0.1 )	1st	2	-45	15	110	171	187	247	264	200	168	86	-27	
		2nd	-58	-20	49	126	170	214	259	227	178	121	7	-94	
		3rd	-71	-3	52	137	188	235	248	209	170	95	-2	-27	
	Mean Max. Temp. (0.1 )	1st	76	24	89	191	257	263	299	330	270	228	163	32	
		2nd	15	56	149	205	251	301	317	272	262	200	66	-26	
		3rd	-2	75	122	232	274	310	291	264	254	192	62	28	
	Mean Min. Temp. (0.1 )	1st	-48	-106	-51	43	89	118	214	221	159	127	24	-84	
		2nd	-116	-96	-32	58	101	140	223	199	125	71	-50	-161	
		3rd	-140	-67	-2	45	116	184	218	172	114	30	-51	-74	
	Mean Wind Speed (0.1%)	1st	7	9	14	11	14	12	6	6	6	7	10	12	
		2nd	11	11	9	14	13	12	8	6	9	7	13	11	
		3rd	9	11	9	17	11	11	5	6	9	9	10	9	
Total Precip. (0.1mm)	1st				285	30	210	3580	1260	10	70	205	50		
	2nd		50	5	280	110	75	95	1450	385	105	10	5		
	3rd	95	10	195		105	400	835	1645			50	70		

		Element	1	2	3	4	5	6	7	8	9	10	11	12				
(0.1 )	Air Temp.	Mean	- 45	- 25	34	124	180	211	251	231	179	121	25	- 54	103			
		Mean Max.	26	47	115	203	259	290	299	284	254	198	90	6	173			
		Mean Min.	- 104	- 96	- 34	50	103	147	217	194	129	71	- 33	- 113	44			
		Highest	92	115	186	284	321	351	341	354	296	254	176	74	354			
		Date	6	28	30	30	20	23	6	5	4	8	8	23	08/05			
		Lowest	- 191	- 182	- 83	- 20	47	78	181	131	41	- 45	- 107	- 214	- 214			
		Date	24	2	8	13	7	11	1	27	29	31	19	13	12/13			
(0.1mm)	Precip.	00~24h Total	25	95	165	600	250	425	5230	4165	345	305	220	105	11930			
		Highest. 1	Daily	15	40	115	170	130	150	1225	1080	170	225	125	70	1225		
			Date	29	17	31	5	13	7	10	10	19	11	3	24	07/10		
			Hourly	10	20	35	55	125	60	280	475	100	60	100	25	475		
(0.1%)	Wind	Date	27	17	31	18	13	13	10	10	19	11	3	24	08/10			
		Mean Speed	12	13	13	19	18	14	13	11	12	10	13	12	13			
		Highest Gust Speed	125	154	114	162	168	152	127	139	112	110	155	154	168			
(0.1%)	Wind Directions Only	Dir.	W	SW	E	SW	WSW	ESE	W	SW	SSW	WSW	NE	NNW	WSW			
		Date	13	16	3	19	6	8	14	24	28	29	15	16	05/06			
		Hourly Occurrence Maximum Speed	NNE	18	19	21	41	23	50	33	19	26	27	39	49	50		
			NE	24	21	42	42	21	43	28	35	31	29	27	17	43		
			ENE	19	23	30	33	19	42	27	36	33	15	19	26	42		
			E	22	14	33	32	19	29	22	30	13	27	19	23	33		
			ESE	16	20	30	30	35	36	21	27	32	31	15	23	36		
			SE	32	56	30	47	37	37	25	30	24	37	43	29	56		
			SSE	64	68	52	70	64	43	55	48	47	43	50	43	70		
			S	58	45	52	79	71	58	46	56	59	50	56	42	79		
			SSW	44	32	35	65	64	41	34	31	29	34	40	39	65		
			SW	29	32	33	52	50	28	29	19	27	17	49	43	52		
			WSW	43	38	42	45	42	37	17	32	30	24	46	53	53		
			W	44	50	50	54	51	35	58	24	47	50	66	47	66		
			WNW	48	50	47	50	42	32	28	18	33	37	44	46	50		
			NW	43	50	47	46	68	44	19	34	30	39	43	42	68		
			NNW	40	36	41	34	38	38	30	28	31	33	55	56	56		
			N	19	27	34	46	41	43	53	36	46	39	44	30	53		
			(0.1%)	Hourly Occurrence Percentage	CALM	316	314	220	107	132	125	194	165	139	265	224	270	206
					NNE	15	15	13	24	19	25	16	23	26	30	15	15	20
NE	11				7	19	14	12	32	8	32	21	13	10	8	16		
ENE	5	7			12	14	4	25	8	22	21	7	10	7	12			
E	9	3			13	17	7	32	15	30	15	28	13	8	16			
ESE	5	12			27	33	39	49	31	58	56	43	24	22	33			
SE	50	52			70	75	69	99	121	124	92	82	49	70	79			
SSE	108	115			138	164	155	108	141	114	188	120	119	101	131			
S	93	88			114	181	159	113	151	94	117	120	119	102	121			
SSW	56	46			60	63	73	47	54	56	51	60	64	47	57			
SW	36	36			39	40	55	21	24	28	47	27	58	30	37			
WSW	46	48			47	35	44	43	16	26	36	40	42	52	39			
W	70	76			47	51	42	46	24	31	28	34	58	56	47			
WNW	48	57			47	35	36	32	13	23	33	13	47	48	36			
NW	39	37			48	43	42	49	27	30	36	16	46	51	39			
NNW	59	55			39	67	77	97	103	85	50	47	63	78	68			
N	34	33			44	39	38	58	54	60	44	55	40	35	45			



Element		1	2	3	4	5	6	7	8	9	10	11	12		
Number of Days With Classified	Daily Max. Temp.	0.0	9	3										14	26
		0.1 ~ 10.0	22	21	12	1							17	17	90
		10.1 ~ 20.0		4	19	11	2	1				19	13		69
		20.1 ~ 30.0				18	27	17	16	22	30	12			142
		30.1					2	12	15	9					38
	Daily Mean Temp.	- 5.0	15	7										15	37
		- 4.9 ~ 0.0	12	14	2								11	12	51
		0.1 ~ 10.0	4	7	29	5						7	15	4	71
		10.1 ~ 20.0				25	23	14		6	25	24	4		121
		20.1					8	16	31	25	5				85
	Daily Min. Temp.	- 15.0	8	2										11	21
		- 14.9 ~ - 5.0	19	22	12								13	16	82
		- 4.9 ~ 0.0	4	4	14	3						2	12	4	43
		0.1 ~ 10.0			5	26	16	2			3	21	5		78
		10.1				1	15	28	31	31	27	8			141
	Daily Precip.	0.1mm	2	5	5	8	3	8	16	13	3	6	4	2	75
		10.0mm			1	2	2	1	10	8	2	1	1		28
		30.0mm							6	6					12
		80.0mm							2	1					3
		100.0mm							2	1					3
Hourly Max. Precip.	1.0mm	1	3	3	7	3	8	16	12	2	4	4	2	65	
	6.0mm					2	1	10	9	2	1	1		26	
	10.0mm					1		8	6	1		1		17	
	20.0mm							3	4					7	
	30.0mm								3					3	
Daily Max. Wind Speed	0.5 ~ 3.3%	4	2						1			1	3	11	
	3.4 ~ 7.9%	17	14	20	8	11	18	19	26	20	28	14	13	208	
	8.0 ~ 13.8%	10	11	11	21	18	11	12	3	10	3	13	13	136	
	13.9%		1		1	2	1		1			2	2	10	
10 - Day Summary	Mean Temp. (0.1 )	1st	- 1	- 47	12	106	173	183	246	261	198	160	80	- 31	
		2nd	- 62	- 22	42	125	173	213	259	224	171	118	4	- 98	
		3rd	- 69	- 3	47	140	191	237	247	210	168	89	- 8	- 34	
	Mean Max. Temp. (0.1 )	1st	69	22	84	185	258	258	299	323	267	222	154	26	
		2nd	12	55	142	199	249	300	312	268	248	191	64	- 29	
		3rd	0	70	118	226	270	312	287	264	246	183	53	20	
	Mean Min. Temp. (0.1 )	1st	- 48	- 113	- 52	37	89	122	210	219	154	121	15	- 85	
		2nd	- 123	- 102	- 43	62	103	136	221	194	121	72	- 54	- 175	
		3rd	- 138	- 68	- 11	50	116	183	218	172	112	24	- 61	- 83	
	Mean Wind Speed (0.1%)	1st	9	12	17	14	19	16	13	11	9	10	14	13	
		2nd	15	16	11	22	19	14	14	11	14	9	15	12	
		3rd	13	13	12	23	16	13	11	12	13	10	12	12	
Total Precip. (0.1mm)	1st		10	10	295	20	305	3690	1600	5	55	190	35		
	2nd		70		265	130	70	325	1060	340	245	5			
	3rd	25	15	155	40	100	50	1215	1505		5	25	70		

Element		1	2	3	4	5	6	7	8	9	10	11	12					
(0.1 )	Air Temp.	Mean	-38	-21	32	117	172	199	244	224	178	119	33	-42	101			
		Mean Max.	25	44	111	196	249	275	290	274	249	188	92	7	167			
		Mean Min.	-95	-90	-31	45	103	137	210	190	129	73	-28	-99	45			
		Highest	102	111	200	280	319	339	336	349	293	255	174	69	349			
		Date	7	28	14	30	20	18	6	5	26	9	8	23	08/05			
		Lowest	-192	-169	-100	-19	50	64	178	125	46	-39	-98	-188	-192			
		Date	24	2	14	3	2	11	1	27	29	31	19	13	01/24			
(0.1mm)	Precip.	00~24h Total	160	120	215	755	305	695	4545	3245	240	455	275	190	11200			
		Highest. 1	Daily	75	60	95	150	125	135	1125	885	165	300	155	130	1125		
		Date	29	17	31	1	12	25	2	24	11	11	25	24	07/02			
		Hourly	15	25	35	75	125	120	365	510	40	90	50	25	510			
(0.1%)	Wind	Mean Speed	12	13	12	16	17	12	11	10	10	8	14	15	13			
		Highest Gust Speed	152	168	136	172	206	152	139	123	113	100	145	131	206			
		Dir.	SW	SW	SW	SW	SW	SW	SW	SSW	NNW	SW	WSW	NNW	SW			
		Date	27	16	9	14	6	9	14	24	19	31	15	4	05/06			
(0.1%)	Wind Directions Only	Hourly Occurrence Maximum Speed	NNE	29	21	34	27	38	24	17	36	26	34	24	18	38		
			NE	22	29	33	38	22	27	32	21	15	22	22	18	38		
			ENE	23	17	24	20	22	21	26	20	19	21	17	8	26		
			E	6	9	21	27	12	29	14	21	24	23	13	8	29		
			ESE	19	8	33	35	23	28	32	24	25	29	11		35		
			SE	17	20	45	37	56	48	43	42	35	51	18	10	56		
			SSE	24	6	31	30	28	29	22	35	28	36	16	15	36		
			S	8	9	31	28	12	24	8	14	19	24	15	15	31		
			SSW	43	38	48	66	53	56	35	47	41	24	45	34	66		
			SW	71	81	57	70	71	61	51	49	50	44	61	57	81		
			WSW	42	34	36	40	45	26	34	26	27	22	45	46	46		
			W	34	28	34	31	28	23	19	27	22	16	35	30	35		
			WNW	38	33	39	34	38	30	24	14	21	11	41	36	41		
			NW	34	27	41	39	38	27	26	21	29	24	42	42	42		
			NNW	38	38	35	43	42	24	23	26	28	29	44	49	49		
			N	24	30	52	30	37	45	36	24	41	26	34	24	52		
			(0.1%)	Hourly Occurrence Percentage	CALM	361	381	412	237	258	284	266	245	280	353	246	196	293
					NNE	31	21	35	39	45	57	46	121	71	79	32	14	49
					NE	20	10	31	49	41	50	56	105	40	62	15	9	41
					ENE	11	3	22	14	17	29	31	38	30	40	6	5	20
E	1	3			12	20	7	30	15	36	10	22	4	1	13			
ESE	3	1			11	27	25	39	31	38	29	29	8		20			
SE	4	7			36	39	47	88	39	65	106	95	11	11	45			
SSE	8	3			20	29	13	34	13	27	57	72	7	7	24			
S	5	6			16	17	11	17	12	19	41	35	11	7	16			
SSW	17	22			24	54	37	49	30	32	36	30	19	5	30			
SW	145	153			102	200	200	112	147	56	83	37	167	149	129			
WSW	144	141			82	96	82	40	75	26	47	16	142	198	91			
W	75	61			44	57	51	23	34	15	23	10	72	124	49			
WNW	38	52	40	29	42	22	28	12	14	14	60	107	38					
NW	48	48	30	26	37	34	54	26	23	19	81	70	41					
NNW	57	51	43	30	38	33	50	50	53	37	50	66	47					
N	31	36	39	37	48	57	74	91	57	49	69	30	52					

Element		1	2	3	4	5	6	7	8	9	10	11	12			
Number of Days With Classified	Daily Max. Temp.	0.0	10	3										14	27	
		0.1 ~ 10.0	20	22	12	1							18	17	90	
		10.1 ~ 20.0	1	3	19	16	3	1					17	12		72
		20.1 ~ 30.0				11	24	17	20	24	28	11				135
		30.1					2	10	11	7						30
	Daily Mean Temp.	- 5.0	14	5											13	32
		- 4.9 ~ 0.0	9	15	2								11	14	51	
		0.1 ~ 10.0	8	8	29	7						7	14	4	77	
		10.1 ~ 20.0				21	23	14		6	24	21	5		114	
		20.1					6	14	31	25	4				80	
	Daily Min. Temp.	- 15.0	7	2											6	15
		- 14.9 ~ - 5.0	17	22	9								12	21	81	
		- 4.9 ~ 0.0	7	4	18	3						3	10	4	49	
		0.1 ~ 10.0			4	22	16	2			4	17	8		73	
		10.1				3	13	26	31	31	24	8			136	
	Daily Precip.	0.1mm	6	4	7	10	5	10	15	14	4	9	7	3	94	
		10.0mm				4	2	4	9	8	1	1	1	1	31	
		30.0mm							5	4		1			10	
		80.0mm							2	1					3	
		100.0mm							2						2	
Hourly Max. Precip.	1.0mm	4	2	5	8	4	10	13	14	2	7	3	3	75		
	6.0mm				2	1	3	8	8		1			23		
	10.0mm					1	1	7	5					14		
	20.0mm							3	2					5		
	30.0mm							2	1					3		
Daily Max. Wind Speed	0.5 ~ 3.3%	1	1							1			1	4		
	3.4 ~ 7.9%	15	12	10	6	7	14	16	24	21	21	8	5	159		
	8.0 ~ 13.8%	12	13	20	19	19	13	14	7	6	7	20	25	175		
	13.9%	3	2	1	3	3	1	1				2		16		
10 - Day Summary	Mean Temp. (0.1 )	1st	12	- 41	13	97	163	172	238	251	189	152	89	- 22		
		2nd	- 59	- 15	40	123	168	198	254	216	174		9	- 81		
		3rd	- 65	- 4	40	135	183	222	241	208	170	90	0	- 24		
	Mean Max. Temp. (0.1 )	1st	67	20	79	176	235	241	287	312	258	208	151	25		
		2nd	10	51	147	195	243	285	306	252	243		66	- 24		
		3rd	1	65	107	221	264	293	280	259	246	175	57	19		
	Mean Min. Temp. (0.1 )	1st	- 38	- 106	- 40	31	91	113	202	213	143	118	22	- 77		
		2nd	- 111	- 92	- 44	62	103	123	216	190	126		- 48	- 147		
		3rd	- 133	- 67	- 12	41	110	170	212	169	116	28	- 58	- 74		
	Mean Wind Speed (0.1%)	1st	12	11	16	12	20	14	11	10	8	8	13	16		
		2nd	13	16	9	19	17	12	12	11	11		15	15		
		3rd	12	10	10	19	14	10	10	10	11	9	13	14		
Total Precip. (0.1mm)	1st	10		30	370	5	275	3340	265	5	85	105	50			
	2nd	25	75		300	185	15	405	1390	230	335	5				
	3rd	125	45	185	85	115	405	800	1590	5	35	165	140			

Element		1	2	3	4	5	6	7	8	9	10	11	12					
(0.1 )	Air Temp.	Mean	- 46	- 25	37	122	175	213	255	236	181	124	24	- 48	104			
		Mean Max.	34	54	122	211	260	292	302	289	257	204	101	15	178			
		Mean Min.	- 114	- 97	- 40	35	92	140	223	199	130	71	- 42	- 108	41			
		Highest	120	129	193	294	306	347	338	355	289	262	185	85	355			
		Date	8	28	30	30	29	23	6	5	4	2	8	23	08/05			
		Lowest	- 200	- 182	- 94	- 27	33	74	186	130	44	- 51	- 108	- 199	- 200			
		Date	24	2	8	3	7	11	1	30	29	31	19	13	01/24			
(0.1mm)	Precip. Highest. 1	00~24h Total	100	55	170	530	290	400	5685	3090	610	370	235	185	11720			
		Daily	50	30	100	230	120	130	1240	750	305	210	165	110	1240			
		Date	29	22	31	5	13	6	2	15	19	11	25	24	07/02			
		Hourly	25	15	25	45	115	120	630	330	265	65	80	30	630			
(0.1%)	Wind	Mean Speed	8	9	9	12	11	10	7	6	7	6	8	8	8			
		Highest Gust Speed	123	131	114	148	141	121	115	126	103	109	127	116	148			
		Dir.	SW	SSW	W	ESE	W	SW	SW	WSW	SW	ENE	SSW	SSW	ESE			
		Date	12	20	12	9	6	1	14	24	27	22	15	11	04/09			
(0.1%)	Wind Directions Only	Hourly Occurrence Maximum Speed	NNE	20	15	15	30	25	27	18	20	22	18	26	24	30		
			NE	26	23	34	52	33	31	24	30	41	27	28	13	52		
			ENE	21	20	44	44	30	44	23	28	31	50	25	20	50		
			E	15	20	25	34	16	19	21	18	25	46	21	27	46		
			ESE	13	31	17	16	17	22	14	18	13	20	15	36	36		
			SE	22	30	21	33	35	13	12	12	12	15	11	19	35		
			SSE	19	30	18	12	23	20	13	13	13	17	35	25	35		
			S	39	28	25	35	19	32	18	11	13	23	27	25	39		
			SSW	40	41	46	46	38	24	24	30	28	45	40	42	46		
			SW	50	46	49	47	54	46	64	33	33	27	62	54	64		
			WSW	44	42	48	44	56	39	24	31	35	34	46	35	56		
			W	36	33	36	40	55	37	30	22	25	30	37	46	55		
			WNW	23	25	28	28	28	27	23	25	25	28	27	22	28		
			NW	27	30	36	33	30	25	26	25	21	20	21	33	36		
			NNW	14	25	25	30	36	26	15	27	21	21	35	25	36		
			N	22	23	20	31	20	19	11	13	12	14	23	25	31		
			(0.1%)	Hourly Occurrence Percentage	CALM	577	510	497	415	429	397	479	474	476	558	554	566	495
					NNE	7	4	8	14	9	14	15	16	19	8	10	4	11
					NE	13	9	23	26	20	35	51	43	29	34	10	11	25
ENE	12	13			19	38	28	35	50	62	38	30	15	17	30			
E	13	30			24	46	24	32	42	35	31	27	28	22	29			
ESE	16	18			19	11	12	25	24	19	35	24	15	8	19			
SE	16	12			22	8	15	8	12	16	11	23	7	8	13			
SSE	12	15			13	11	16	18	12	13	13	11	10	5	12			
S	20	10			17	25	12	26	40	17	26	19	10	19	20			
SSW	54	57			35	39	62	53	54	52	58	43	46	47	50			
SW	97	109			110	121	128	107	83	71	85	71	93	113	99			
WSW	82	100			97	110	102	108	40	55	71	62	82	94	83			
W	46	61			44	47	52	39	30	46	43	40	58	36	45			
WNW	15	22			28	38	36	43	30	38	43	26	26	26	31			
NW	12	10	23	24	31	28	15	26	11	11	19	11	18					
NNW	4	10	8	18	16	24	12	11	4	5	14	9	11					
N	4	9	12	10	7	8	11	5	6	9	3	4	7					

Element		1	2	3	4	5	6	7	8	9	10	11	12			
Number of Days With Classified	Daily Max. Temp.	0.0	8	1										11	20	
		0.1 ~ 10.0	20	24	8									15	20	87
		10.1 ~ 20.0	3	3	23	11	1	1					14	15		71
		20.1 ~ 30.0				19	27	16	13	19	30	17				141
		30.1					3	13	18	12						46
	Daily Mean Temp.	- 5.0	15	6											15	36
		- 4.9 ~ 0.0	10	16	2									13	13	54
		0.1 ~ 10.0	6	6	29	5						7	15	3		71
		10.1 ~ 20.0				25	27	13		5	27	24	2			123
		20.1					4	17	31	26	3					81
	Daily Min. Temp.	- 15.0	10	3											8	21
		- 14.9 ~ - 5.0	17	21	13							1	13	19		84
		- 4.9 ~ 0.0	4	4	14	3						1	12	4		42
		0.1 ~ 10.0			4	27	18	4			4	20	5			82
		10.1					13	26	31	31	26	9				136
	Daily Precip.	0.1mm	3	3	8	8	6	6	19	16	5	5	4	7		90
		10.0mm			1	2	1	3	10	9	2	1	1	1		31
		30.0mm							6	3	1					10
		80.0mm							3							3
		100.0mm							2							2
	Hourly Max. Precip.	1.0mm	3	2	3	7	4	4	18	14	4	4	3	4		70
6.0mm						2	1	11	9	2	1	1			27	
10.0mm						1	1	9	7	1					19	
20.0mm								5	2	1					8	
30.0mm								4	1						5	
Daily Max. Wind Speed	0.5 ~ 3.3%	5	3	2					5	1	4	7	4	5	36	
	3.4 ~ 7.9%	17	13	19	10	22	23	19	26	24	19	15	14		221	
	8.0 ~ 13.8%	9	12	10	19	8	7	7	4	2	5	11	12		106	
	13.9%				1	1									2	
10 - Day Summary	Mean Temp. (0.1 )	1st	2	- 44	14	110	167	188	253	265	194	169	79	- 25		
		2nd	- 64	- 22	44	123	168	211	255	232	177	120	- 1	- 92		
		3rd	- 73	- 4	51	133	188	240	256	214	170	87	- 7	- 29		
	Mean Max. Temp. (0.1 )	1st	81	27	93	194	256	262	301	320	264	228	165	36		
		2nd	16	63	151	206	247	300	309	275	258	194	73	- 22		
		3rd	7	78	123	233	275	314	297	273	251	191	65	29		
	Mean Min. Temp. (0.1 )	1st	- 54	- 109	- 62	35	78	115	218	224	151	129	2	- 81		
		2nd	- 132	- 104	- 49	45	94	125	223	205	123	73	- 67	- 162		
		3rd	- 153	- 74	- 11	27	103	180	227	171	118	15	- 63	- 83		
	Mean Wind Speed (0.1%)	1st	7	8	13	11	12	11	9	6	6	5	7	9		
		2nd	10	10	8	12	11	9	7	6	9	6	8	8		
		3rd	7	9	7	13	10	10	5	7	7	7	8	8		
Total Precip. (0.1mm)	1st			20	305	35	365	4045	670	20	155	50	55			
	2nd	20	25		225	210	25	925	1570	505	215	15	5			
	3rd	80	30	150		45	10	715	850	85		170	125			

Element		1	2	3	4	5	6	7	8	9	10	11	12					
(0.1 )	Air Temp.	Mean	-64	-49	12	97	151	178	230	210	159	102	12	-70	81			
	Mean Max.	3	22	82	174	230	253	274	259	234	175	72	-13	147				
	Mean Min.	-127	-123	-47	22	74	114	198	174	107	51	-55	-137	21				
	Highest	95	87	160	252	301	316	318	334	291	232	150	42	334				
	Date	7	28	19	30	20	18	19	5	26	10	2	23	08/05				
	Lowest	-232	-214	-113	-32	21	55	160	103	24	-64	-124	-225	-232				
	Date	24	2	8	13	8	12	26	27	29	31	19	13	01/24				
(0.1mm)	Precip.	00~24h Total	70	215	240	705	205	1055	6890	4325	520	625	230	100	15180			
	Highest.	1 Daily	25	120	125	160	75	380	2020	1500	345	420	120	50	2020			
		Date	20	17	31	17	13	27	3	24	19	11	10	24	07/03			
		Hourly	20	45	30	70	70	335	715	715	305	155	65	25	715			
Date	20	17	31	14	13	27	3	24	19	11	10	24	08/24					
(0.1%)	Wind	Mean Speed	14	15	13	19	16	13	11	13	12	11	16	17	14			
	Highest Gust Speed	123	161	151	148	151	109	137	113	115	134	174	157	174				
	Dir.	WSW	W	SW	SW	WSW	ESE	WNW	SE	WSW	ENE	SSE	SW	SSE				
Date	12	19	9	18	7	4	14	23	30	22	14	10	11/14					
(0.1%)	Wind Directions Only	Hourly Occurrence Maximum Speed	NNE	40	36	43	42	36	44	40	43	38	45	14	6	45		
			NE	27	14	34	40	21	30	31	29	30	36	17		40		
			ENE	29	11	28	35	23	51	17	35	28	38	20		51		
			E	26	14	22	22	36	29	30	47	27	51	13	6	51		
			ESE	32	28	24	32	26	32	19	23	23	51	16	18	51		
			SE	37	26	27	27	30	27	25	22	27	19	35	40	40		
			SSE	32	27	23	37	28	29	35	24	26	19	35	34	37		
			S	27	39	20	47	32	40	33	39	24	24	34	31	47		
			SSW	37	49	31	52	67	31	34	40	27	21	45	34	67		
			SW	51	51	39	58	54	49	31	40	47	35	50	61	61		
			WSW	56	48	66	69	69	42	43	37	51	35	59	58	69		
			W	35	46	35	48	57	31	32	29	33	28	47	35	57		
			WNW	25	14	27	28	19	24	17	26	20	24	9	14	28		
			NW	22	35	29	24	33	10	21	10	10	15	10	15	35		
			NNW	6	17	21	25	21	24	7	13	17	15	8	7	25		
			N	27	10	50	42	28	43	21	29	31	41	10	12	50		
			(0.1%)	Hourly Occurrence Percentage	CALM	205	147	260	163	214	249	252	206	206	265	133	91	200
					NNE	27	7	46	42	27	104	55	195	75	125	4	3	60
					NE	7	1	13	22	11	35	16	63	38	49	9		22
					ENE	7	1	9	15	5	42	25	44	35	37	6		19
E	3	3			11	19	20	44	40	71	47	45	4	3	26			
ESE	16	9			30	29	28	51	62	51	128	58	13	9	41			
SE	75	52			66	65	55	40	89	67	65	56	63	112	67			
SSE	109	104			69	58	59	40	129	34	42	41	105	164	79			
S	90	106			51	74	70	42	68	30	36	24	124	103	68			
SSW	122	153			94	101	120	50	56	38	53	66	152	161	97			
SW	205	226			133	146	137	92	63	35	92	94	224	215	138			
WSW	104	141			132	174	159	101	70	67	96	77	126	118	113			
W	13	37			40	46	46	49	29	39	49	15	30	12	34			
WNW	5	3			9	11	22	22	12	20	11	12	1	3	11			
NW	5	1	5	4	7	3	3	4	4	1	1	1	3					
NNW	1	4	12	4	5	11	11	5	6	8	3	1	6					
N	5	1	18	26	16	25	21	31	17	27	1	3	16					

Element		1	2	3	4	5	6	7	8	9	10	11	12			
Number of Days With Classified	Daily Max. Temp.	0.0	14	7									2	19	42	
		0.1 ~ 10.0	17	21	18	1							17	12	86	
		10.1 ~ 20.0			13	23	7	1				3	25	9	81	
		20.1 ~ 30.0				6	23	27	25	25	27	6				139
		30.1					1	2	5	6						14
	Daily Mean Temp.	- 5.0	19	12									2	19	52	
		- 4.9 ~ 0.0	10	14	9								13	10	56	
		0.1 ~ 10.0	2	2	22	18	1				1	15	14	2	77	
		10.1 ~ 20.0				12	29	20		9	29	16	1		116	
		20.1					1	10	31	22					64	
	Daily Min. Temp.	- 15.0	12	9										12	33	
		- 14.9 ~ - 5.0	16	16	16							1	16	16	81	
		- 4.9 ~ 0.0	3	3	12	10						3	9	3	43	
		0.1 ~ 10.0			3	20	25	12			14	21	3		98	
		10.1					6	18	30	31	16	6			107	
	Daily Precip.	0.1mm	5	5	5	10	6	9	21	17	4	8	8	6	104	
		10.0mm		1	1	3		5	12	9	2	1	1		35	
		30.0mm						1	5	5	1	1			13	
		80.0mm							2	1					3	
		100.0mm							2	1					3	
	Hourly Max. Precip.	1.0mm	3	4	4	10	6	8	19	16	4	5	7	4	90	
6.0mm					1	2	4	12	10	1	1	1		32		
10.0mm							3	7	5	1	1			17		
20.0mm							1	3	2	1				7		
30.0mm							1	3	2	1				7		
Daily Max. Wind Speed	0.5 ~ 3.3%							1		1	1			3		
	3.4 ~ 7.9%	19	14	17	5	16	21	23	22	20	22	14	14	207		
	8.0 ~ 13.8%	12	13	13	23	12	9	6	9	9	8	11	15	140		
	13.9%		1	1	2	3						3	2	12		
10 - Day Summary	Mean Temp. (0.1 )	1st	- 10	- 74	- 9	81	143	150	224	235	171	138	67	- 50		
		2nd	- 87	- 46	21	98	144	181	235	204	156	100	- 12	- 110		
		3rd	- 93	- 21	23	112	163	202	230	194	151	71	- 20	- 52		
	Mean Max. Temp. (0.1 )	1st	44	0	53	157	226	220	267	297	246	194	130	0		
		2nd	- 14	29	111	173	221	268	286	237	225	170	48	- 37		
		3rd	- 18	42	83	192	243	271	268	244	231	161	39	- 2		
	Mean Min. Temp. (0.1 )	1st	- 58	- 149	- 66	12	61	89	191	196	122	102	- 8	- 112		
		2nd	- 146	- 128	- 53	35	76	102	199	178	106	56	- 72	- 188		
		3rd	- 173	- 85	- 26	18	83	151	205	151	93	1	- 83	- 112		
	Mean Wind Speed (0.1%)	1st	15	14	17	15	17	14	11	11	9	13	15	17		
		2nd	15	18	11	20	16	13	11	17	15	9	18	17		
		3rd	13	12	11	21	14	11	11	12	12	13	15	16		
Total Precip. (0.1mm)	1st	30	5	10	240	35	340	4840	875	20	125	170	50			
	2nd	25	175		450	135		1220	885	480	485	20				
	3rd	15	35	230	15	35	715	830	2565	20	15	40	50			

Element		1	2	3	4	5	6	7	8	9	10	11	12				
(0.1 )	Air Temp.	Mean	- 51	- 31	17	105	156	181	234	212	162	106	22	- 53	88		
	Mean Max.	13	31	91	178	236	261	276	260	232	176	85	- 2	153			
	Mean Min.	- 112	- 100	- 45	30	82	116	201	174	109	56	- 42	- 113	30			
	Highest	94	93	171	254	316	332	323	331	276	241	167	62	332			
	Date	7	28	30	30	20	18	19	5	26	9	6	23	06/18			
	Lowest	- 218	- 179	- 94	- 24	25	44	172	103	29	- 60	- 114	- 197	- 218			
	Date	25	2	8	4	2	11	6	27	29	31	21	14	01/25			
(0.1mm)	Precip.	00~24h Total	140	110	120	560	235	620	4225	2730	520	425	335	130	10150		
		Highest. 1 Daily	50	40	40	155	90	175	1555	445	350	230	210	105	1555		
	Hourly	25	15	15	50	85	120	280	335	325	125	85	40	335			
	Date	20	20	31	17	13	24	2	6	19	11	25	24	08/06			
(0.1%)	Wind	Mean Speed	22	22	19	26	24	20	19	17	17	15	23	25	21		
		Highest Gust Speed * Dir.	WSW	SW	SSW	SSE	SW	SW	WSW	SW	WNW	ENE	WSW	W	WSW		
(0.1%)	Wind Directions Only	Date	13	16	9	14	6	9	3	24	19	11	10	11	01/13		
		Hourly Occurrence Maximum Speed	16	27	43	30	38	34	24	36	38	42	9	6	43		
		NNE	34	8	54	71	53	69	49	49	59	59	30	17	71		
		NE	33	44	52	58	53	53	52	53	57	59	37	11	59		
		ENE	36	38	55	51	52	55	41	46	44	46	24	13	55		
		E	10	9	19	27	10	35	8	31	28	40	10	10	40		
		ESE	16	20	34	33	17	21	12	11	22	17	11	11	34		
		SE	30	28	37	17	26	28	18	27	24	19	13	12	37		
		SSE	29	24	36	43	35	40	24	28	31	30	36	30	43		
		S	48	45	44	60	55	40	41	47	41	47	50	45	60		
		SSW	94	67	77	75	78	73	50	44	59	45	74	80	94		
		SW	59	68	56	67	91	69	50	74	62	42	58	57	91		
		WSW	54	46	46	50	51	41	32	29	51	29	51	59	59		
		W	39	44	34	46	45	40	22	29	24	19	50	36	50		
		WNW	26	30	34	40	34	23	11	14	17	30	20	20	40		
		NW	36	46	42	44	26	30	27	21	20	24	20	12	46		
		NNW	25	19	29	21	25	34	22	22	29	31	17	9	34		
		N	164	143	227	104	140	139	148	147	181	229	135	78	153		
		(0.1%)	Hourly Occurrence Percentage	CALM	12	15	34	28	34	44	30	117	50	61	6	8	37
				NNE	24	4	54	64	69	97	79	149	79	146	8	5	65
NE	38			16	46	64	60	97	69	118	155	140	17	3	69		
ENE	17			9	23	25	27	60	27	56	60	59	11	8	32		
E	8			4	13	8	3	13	9	19	10	23	4	5	10		
ESE	11			15	12	15	13	25	9	7	28	20	11	11	15		
SE	36			16	39	17	36	43	12	32	39	28	19	9	27		
SSE	36			40	39	29	42	40	24	31	42	26	15	15	32		
S	74			83	52	51	50	61	70	26	52	32	79	71	58		
SSW	297			274	156	203	194	107	228	66	84	34	260	358	188		
SW	175			223	114	185	168	78	181	93	92	46	247	246	154		
WSW	46			60	63	78	46	32	59	40	28	24	88	110	56		
W	24			36	42	43	24	60	22	16	25	18	42	43	33		
WNW	13			33	26	36	27	31	8	22	14	22	15	8	21		
NW	9	18	35	25	32	32	7	9	32	36	25	13	23				
NNW	15	10	26	24	36	42	17	52	31	57	18	8	28				



Element		1	2	3	4	5	6	7	8	9	10	11	12		
Number of Days With Classified	Daily Max. Temp.	0.0	12	4										16	32
		0.1 ~ 10.0	19	24	16	1							18	15	93
		10.1 ~ 20.0			15	21	6	1			6	27	12		88
		20.1 ~ 30.0				8	24	24	26	27	24	4			137
		30.1					1	5	5	4					15
	Daily Mean Temp.	-5.0	15	9										16	40
		-4.9 ~ 0.0	9	16	6								12	12	55
		0.1 ~ 10.0	7	3	25	15						13	13	3	79
		10.1 ~ 20.0				15	29	18		10	30	18	5		125
		20.1					2	12	31	21					66
	Daily Min. Temp.	-15.0	11	4										9	24
		-14.9 ~ -5.0	12	21	13							1	15	19	81
		-4.9 ~ 0.0	8	3	17	7						3	8	3	49
		0.1 ~ 10.0			1	22	23	10			12	19	7		94
		10.1				1	8	20	31	31	18	8			117
	Daily Precip.	0.1mm	5	5	7	10	7	9	17	16	5	7	8	5	101
		10.0mm				2		3	10	8	2	1	1	1	28
		30.0mm							5	3	1				9
		80.0mm							1						1
		100.0mm							1						1
	Hourly Max. Precip.	1.0mm	4	3	6	10	6	9	16	15	3	7	5	1	85
		6.0mm					1	3	10	8	1	1	1		25
		10.0mm						1	5	5	1	1			13
		20.0mm							3	2	1				6
30.0mm									1	1				2	
Daily Max. Wind Speed	0.5 ~ 3.3%	1											1	2	
	3.4 ~ 7.9%	10	10	9	2	6	9	12	19	14	20	7	2	120	
	8.0 ~ 13.8%	15	17	20	24	19	20	19	12	16	11	20	26	219	
	13.9%	5	1	2	4	6	1					3	2	24	
10 - Day Summary	Mean Temp. (0.1 )	1st	2	-51	-3	86	147	154	230	236	170	140	77	-37	
		2nd	-72	-25	25	109	152	184	241	203	161	102	-1	-90	
		3rd	-78	-13	28	120	168	205	232	199	155	77	-10	-34	
	Mean Max. Temp. (0.1 )	1st	56	11	61	162	228	223	275	297	245	193	148	13	
		2nd	-6	37	119	177	228	276	289	235	223	169	60	-28	
		3rd	-7	50	92	197	249	284	264	251	229	166	48	9	
	Mean Min. Temp. (0.1 )	1st	-47	-119	-56	15	71	92	198	196	119	109	10	-93	
		2nd	-131	-104	-53	47	83	105	197	178	107	58	-63	-159	
		3rd	-153	-73	-27	28	90	152	207	151	101	7	-72	-89	
	Mean Wind Speed (0.1%)	1st	22	22	25	22	27	23	19	16	13	13	23	24	
		2nd	24	26	15	29	24	20	20	18	21	14	26	27	
		3rd	21	19	17	27	20	16	17	17	16	17	21	26	
Total Precip. (0.1mm)	1st	30		35	215	25	255	3040	775	15	130	85	25		
	2nd	35	65		330	125	20	660	890	465	270	15			
	3rd	75	45	85	15	85	345	525	1065	40	25	235	105		

		Element	1	2	3	4	5	6	7	8	9	10	11	12				
(0.1 )	Air Temp.	Mean	- 51	- 29	31	114	168	203	247	231	178	124	20	- 52	99			
		Mean Max.	19	39	107	198	249	280	289	282	252	203	93	7	168			
		Mean Min.	- 115	- 95	- 40	30	90	135	216	191	117	63	- 45	- 111	36			
		Highest	117	110	184	273	293	334	329	353	286	261	179	74	353			
		Date	8	28	30	30	30	23	6	5	26	8	8	23	08/05			
		Lowest	- 215	- 197	- 99	- 28	26	75	180	121	36	- 52	- 125	- 191	- 215			
		Date	23	2	8	13	7	4	26	31	29	31	19	13	01/23			
(0.1mm)	Precip.	00~24h Total	150	130	230	445	385	810	5820	3005	220	405	355	185	12140			
		Highest. 1	Daily	65	55	115	110	105	325	1915	705	105	235	210	120	1915		
			Date	29	17	31	18	13	27	2	24	19	11	25	24	07/02		
			Hourly	25	25	25	40	105	275	530	350	100	100	85	30	530		
(0.1mm)		Date	27	17	31	18	13	27	2	24	19	11	25	24	07/02			
(0.1%)	Wind	Mean Speed	12	14	15	19	19	17	12	14	14	13	12	13	15			
		Highest Gust Speed	195	134	132	148	150	110	131	109	109	124	168	121	195			
		* Dir.	W	S	SW	WSW	SSW	SW	NW	SW	ENE	WSW	W	SW	W			
		Date	12	6	9	6	6	9	2	24	16	16	15	11	01/12			
(0.1%)	Wind Directions Only	Hourly Occurrence Maximum Speed	NNE	10	25	32	23	35	36	16	35	46	52	10	12	52		
			NE	24	22	29	37	32	29	29	33	47	44	24	22	47		
			ENE	14	29	20	36	29	46	27	47	45	39	18	17	47		
			E	58	24	45	62	17	69	30	36	42	40	19	11	69		
			ESE	25	12	69	46	10	50	39	39	21	34	17	12	69		
			SE	11	7	12	25	18	39	20	20	14	25	9	13	39		
			SSE	16	26	30	19	16	23	23	19	21	17	25	30	30		
			S	21	42	38	40	27	32	24	27	37	27	32	25	42		
			SSW	40	48	44	39	56	39	42	41	40	44	39	41	56		
			SW	74	76	67	85	92	53	40	48	57	47	67	79	92		
			WSW	70	64	67	70	71	66	61	37	58	40	67	69	71		
			W	30	62	41	51	33	43	26	28	20	27	58	54	62		
			WNW	25	53	29	43	31	22	8	16	19	19	43	38	53		
			NW	9	34	45	27	22	25	5	20	20	21	24	30	45		
			NNW	18	8	40	30	13	28	11	42	52	45	20	11	52		
			N	23	9	34	35	20	32	25	30	39	50	40	8	50		
			(0.1%)	Hourly Occurrence Percentage	CALM	374	345	308	268	198	96	233	121	161	199	351	352	250
					NNE	8	21	19	26	38	42	23	43	38	43	13	15	27
					NE	23	40	66	46	117	188	108	157	171	138	38	48	95
ENE	54	49			43	57	67	118	136	181	167	132	57	44	92			
E	31	24			19	46	24	44	40	74	43	50	31	35	38			
ESE	15	12			20	22	12	22	27	52	22	27	15	27	23			
SE	11	6			8	14	16	21	16	15	21	34	15	15	16			
SSE	13	7			22	17	17	19	13	17	18	17	15	15	16			
S	16	27			34	22	17	38	32	23	49	24	39	23	29			
SSW	59	52			67	63	66	78	69	69	78	69	56	77	67			
SW	199	208			198	211	260	147	163	122	121	124	165	169	174			
WSW	131	147			108	135	122	118	96	66	49	55	121	101	104			
W	34	36			38	28	17	25	20	15	11	22	38	34	26			
WNW	11	13			13	14	12	14	3	9	10	9	21	17	12			
NW	5	6	8	7	1	8	3	3	7	8	10	12	7					
NNW	12	3	17	13	4	11	7	16	10	26	8	5	11					
N	4	3	13	11	9	11	12	16	25	24	8	11	12					

Element		1	2	3	4	5	6	7	8	9	10	11	12		
Number of Days With Classified	Daily Max. Temp.	0.0	12	4										15	31
		0.1 ~ 10.0	18	22	13								18	16	87
		10.1 ~ 20.0	1	2	18	16	3	1		1	1	15	12		70
		20.1 ~ 30.0				14	28	18	19	21	29	16			145
		30.1						11	12	9					32
	Daily Mean Temp.	-5.0	16	8									1	16	41
		-4.9 ~ 0.0	8	13	3								12	12	48
		0.1 ~ 10.0	7	7	28	6						6	15	3	72
		10.1 ~ 20.0				24	28	15		5	26	25	2		125
		20.1					3	15	31	26	4				79
	Daily Min. Temp.	-15.0	11	4										8	23
		-14.9 ~ -5.0	12	20	14							1	14	19	80
		-4.9 ~ 0.0	8	4	13	6						2	13	4	50
		0.1 ~ 10.0			4	24	18	4			9	21	3		83
		10.1					13	26	31	31	21	7			129
	Daily Precip.	0.1mm	5	5	6	8	7	11	19	18	4	5	6	6	100
		10.0mm			1	2	1	3	11	8	1	1	2	1	31
		30.0mm						1	6	3					10
		80.0mm							1						1
		100.0mm							1						1
	Hourly Max. Precip.	1.0mm	4	4	6	7	7	10	18	14	2	4	5	4	85
6.0mm						2	2	11	8	1	1	1		26	
10.0mm						1	2	7	5	1	1			17	
20.0mm							1	3	2					6	
30.0mm								2	1					3	
Daily Max. Wind Speed	0.5 ~ 3.3%							2					3	5	
	3.4 ~ 7.9%	23	16	18	7	14	19	17	26	24	20	17	16	217	
	8.0 ~ 13.8%	7	12	13	21	16	11	12	5	6	11	11	12	137	
	13.9%	1			2	1						2		6	
10 - Day Summary	Mean Temp. (0.1 )	1st	3	-53	9	103	159	178	245	258	192	163	74	-30	
		2nd	-71	-27	40	113	159	204	248	226	176	122	-6	-92	
		3rd	-82	-2	43	126	184	228	248	211	167	90	-8	-35	
	Mean Max. Temp. (0.1 )	1st	70	13	76	181	244	246	288	314	259	228	152	23	
		2nd	1	44	138	196	237	291	295	273	251	194	66	-24	
		3rd	-11	66	107	216	263	303	284	262	246	189	61	21	
	Mean Min. Temp. (0.1 )	1st	-46	-119	-56	29	76	112	212	214	138	112	1	-85	
		2nd	-136	-98	-49	38	88	123	217	195	115	68	-70	-163	
		3rd	-158	-62	-18	25	103	172	218	166	99	14	-68	-87	
	Mean Wind Speed (0.1%)	1st	11	13	18	16	19	18	13	14	13	14	12	14	
		2nd	14	16	14	20	20	17	13	14	16	13	14	14	
		3rd	13	15	12	22	17	16	11	14	14	14	11	12	
Total Precip. (0.1mm)	1st		10	40	205	60	345	3890	190	15	110	105	40		
	2nd	25	90		240	220	40	1410	1305	195	295	20			
	3rd	125	30	190		105	425	520	1510	10		230	145		

		Element	1	2	3	4	5	6	7	8	9	10	11	12				
(0.1 )	Air Temp.	Mean	-37	-17	40	121	171	203	244	230	174	125	29	-43	103			
		Mean Max.	31	52	116	203	258	286	292	282	249	204	101	15	174			
		Mean Min.	-95	-84	-27	41	92	135	212	191	120	71	-32	-99	44			
		Highest	118	135	190	288	314	342	327	349	280	262	181	83	349			
		Date	8	16	30	30	29	18	6	5	25	9	8	23	08/05			
		Lowest	-184	-152	-93	-23	33	80	173	125	46	-43	-105	-182	-184			
		Date	24	2	8	3	7	4	27	27	29	31	19	13	01/24			
(0.1mm)	Precip.	00~24h Total	35	185	205	610	220	895	4435	2610	225	240	295	135	10090			
		Highest. 1 Daily	25	75	90	170	110	240	650	535	105	95	115	95	650			
		Date	27	22	25	6	24	26	16	23	11	1	25	24	07/16			
		Hourly Date	20	40	25	50	75	230	370	230	35	40	50	40	370			
(0.1%)	Wind	Mean Speed	17	19	18	20	19	16	11	9	8	9	12	14	14			
		Highest Gust Speed Dir.	SE	ENE	E	SW	SSW	SW	ESE	W	NNE	SE	NW	NW	ENE			
		Date	21	18	18	28	6	9	3	24	13	22	15	11	02/18			
(0.1%)	Wind Directions Only	Hourly Occurrence Maximum Speed	NNE	32	12	53	56	53	42	14	21	19	40	27	16	56		
			NE	34	7	48	44	17	27	20	20	21	22	20	20	48		
			ENE	35	22	40	42	30	29	31	24	33	25	23	24	42		
			E	37	42	36	47	63	29	30	36	31	35	14	12	63		
			ESE	37	54	43	52	59	44	38	29	38	48	11		59		
			SE	29	42	34	60	46	39	34	27	32	31	23	27	60		
			SSE	45	45	32	74	59	36	42	32	36	34	36	30	74		
			S	42	37	43	67	55	46	29	34	28	43	36	33	67		
			SSW	49	53	60	74	67	51	29	32	27	26	30	28	74		
			SW	50	53	58	61	74	48	62	35	26	22	52	22	74		
			WSW	64	69	48	57	62	51	30	31	35	26	33	23	69		
			W	77	58	70	59	47	45	29	37	51	33	47	41	77		
			WNW	50	48	52	49	43	42	25	36	29	44	55	69	69		
			NW	24	21	39	46	25	34	27	43	39	51	68	73	73		
			NNW	26	23	30	31	32	36	25	30	49	36	61	65	65		
			N	14	22	36	21	29	23	19	28	12	42	62	42	62		
			(0.1%)	Hourly Occurrence Percentage	CALM	78	60	66	54	70	58	266	383	488	442	397	383	230
					NNE	16	16	26	32	8	28	31	65	70	99	64	34	41
					NE	5	6	5	10	4	19	36	120	89	105	71	77	46
					ENE	13	15	30	41	39	32	59	48	39	38	42	44	37
E	91	77			94	71	95	60	77	40	15	31	7	8	56			
ESE	81	61			70	67	66	74	83	31	22	27	3		49			
SE	26	28			26	34	36	36	51	31	19	15	4	3	26			
SSE	17	12			27	29	26	29	69	58	45	35	35	36	35			
S	12	18			20	28	43	38	32	39	39	58	56	52	36			
SSW	43	51			42	52	82	40	24	34	47	26	28	22	41			
SW	69	73			62	84	69	58	20	22	19	8	10	12	42			
WSW	112	103			79	67	48	68	27	19	17	7	11	3	46			
W	51	91			69	53	39	51	23	15	21	9	21	27	39			
WNW	89	63			74	80	79	74	24	28	18	20	49	86	57			
NW	129	150	122	108	130	139	70	32	22	28	68	99	91					
NNW	129	147	142	145	130	143	74	22	14	22	81	90	94					
N	39	30	47	46	35	53	32	15	15	31	56	24	35					

Element		1	2	3	4	5	6	7	8	9	10	11	12			
Number of Days With Classified	Daily Max. Temp.	0.0	9	3										12	24	
		0.1 ~ 10.0	21	22	9								13	19	84	
		10.1 ~ 20.0	1	3	22	14	1	1				1	15	17		75
		20.1 ~ 30.0				16	27	18	18	22	29	16				146
		30.1					3	11	13	9						36
	Daily Mean Temp.	- 5.0	12	5											13	30
		- 4.9 ~ 0.0	12	15	2									11	16	56
		0.1 ~ 10.0	7	8	29	4						6	17	2		73
		10.1 ~ 20.0				26	27	14		5	29	25	2			128
		20.1					4	16	31	26	1					78
	Daily Min. Temp.	- 15.0	7	1											6	14
		- 14.9 ~ - 5.0	16	23	8									12	20	79
		- 4.9 ~ 0.0	8	4	20	3						2	13	5		55
		0.1 ~ 10.0			3	27	19	5			7	20	5			86
		10.1					12	25	31	31	23	9				131
	Daily Precip.	0.1mm	3	4	7	8	5	10	20	17	4	5	8	3		94
		10.0mm				3	1	4	10	8	1		1			28
		30.0mm							6	3						9
		80.0mm														
		100.0mm														
	Hourly Max. Precip.	1.0mm	1	3	4	5	4	9	17	13	4	5	5	3		73
		6.0mm					1	3	8	8						20
		10.0mm						3	7	6						16
		20.0mm						1	5	2						8
30.0mm								1							1	
Daily Max. Wind Speed	0.5 ~ 3.3%	2	1					2	3	3	2	2	2		17	
	3.4 ~ 7.9%	16	13	22	6	16	22	26	27	22	26	16	14		226	
	8.0 ~ 13.8%	12	13	8	23	14	8	3	1	5	3	11	14		115	
	13.9%	1	1	1	1	1						1	1		7	
10 - Day Summary	Mean Temp. (0.1 )	1st	9	- 34	15	107	163	178	243	255	186	163	77	- 28		
		2nd	- 55	- 16	52	119	161	206	246	224	174	122	9	- 79		
		3rd	- 62	1	51	136	188	227	244	211	162	94	2	- 25		
	Mean Max. Temp. (0.1 )	1st	77	30	86	188	249	249	289	310	254	227	159	29		
		2nd	11	58	146	195	246	300	304	269	251	194	73	- 14		
		3rd	6	71	117	226	277	308	284	269	241	192	71	28		
	Mean Min. Temp. (0.1 )	1st	- 43	- 90	- 51	34	81	113	212	213	139	121	9	- 80		
		2nd	- 114	- 93	- 32	52	88	123	210	195	118	74	- 50	- 147		
		3rd	- 126	- 64	- 2	38	105	167	214	167	104	24	- 54	- 74		
	Mean Wind Speed (0.1%)	1st	15	18	22	18	19	17	12	10	7	8	10	14		
		2nd	20	20	17	20	19	16	12	7	10	8	15	16		
		3rd	17	17	14	23	18	15	9	9	8	12	12	13		
	Total Precip. (0.1mm)	1st	5		25	320	20	280	2720	285	10	185	65	25		
		2nd		110		290	90	10	1040	1000	150	55	10	15		
		3rd	30	75	180		110	605	675	1325	65		220	95		

		Element	1	2	3	4	5	6	7	8	9	10	11	12				
(0.1 )	Air Temp.	Mean	- 32	- 10	39	125	181	205	249	232	184	129	42	- 32	109			
		Mean Max.	31	52	111	199	259	283	296	285	257	199	104	19	175			
		Mean Min.	- 90	- 73	- 25	52	110	142	215	194	133	79	- 17	- 86	53			
		Highest	106	126	194	285	353	350	344	370	313	274	189	80	370			
		Date	7	16	30	30	20	18	19	5	26	9	2	23	08/05			
		Lowest	- 189	- 131	- 63	0	56	80	188	126	51	- 35	- 85	- 154	- 189			
		Date	24	11	8	4	2	11	27	27	29	31	19	14	01/24			
(0.1mm)	Precip.	00~24h Total	125	105	145	605	160	595	3315	2500	300	325	130	30	8335			
		Highest. 1	Daily	70	60	80	190	100	230	900	480	145	105	75	30	900		
			Date	20	22	31	6	24	27	2	15	11	11	25	24	07/02		
			Hourly	40	15	15	50	40	200	260	265	110	50	30	20	265		
		Date	20	22	31	18	24	27	2	23	19	1	25	24	08/23			
(0.1%)	Wind	Mean Speed	25	27	24	30	27	22	17	16	18	17	26	31	23			
		Highest Gust Speed	200	209	192	212	222	161	123	185	140	154	230	224	230			
		* Dir.	SW	SW	SW	SSW	SW	SSW	WSW	W	SSW	ESE	SW	SW	SW			
		Date	12	2	9	18	6	4	3	24	20	22	10	10	11/10			
(0.1%)	Wind Directions Only	Hourly Occurrence Maximum Speed	NNE	10	8	11	21	15		11	19	22	29	19		29		
			NE	7		34	31	25	60	42	40	45	46			10	60	
			ENE	47	12	52	59	56	63	57	49	53	58	11	5	63		
			E	49	59	80	61	72	64	57	58	64	76	27	10	80		
			ESE	39	16	61	57	56	59	55	44	66	70	27	21	70		
			SE	15	22	36	34	22	59	20	17	32	44	10	20	59		
			SSE	29	16	36	28	19	24		22	16	30	19		36		
			S	9	27	46	49	33	35	16	14	16	19	13	36	49		
			SSW	64	62	60	67	64	58	46	43	54	65	74	74	74		
			SW	87	107	86	110	102	89	56	68	58	55	102	101	110		
			WSW	92	72	79	87	89	69	59	67	80	52	93	84	93		
			W	67	52	27	46	56	40	39	44	52	23	47	48	67		
			WNW	39	44	31	49	45	29	44	40	55	30	43	40	55		
			NW	34	26	24	32	34	29	39	35	16	25	37	35	39		
			NNW	41	52	19	5	15	34	21	25	15	38	44	33	52		
			N	4	9	25	21	16	21	13	13	12	11	14	11	25		
			(0.1%)	Hourly Occurrence Percentage	CALM	290	162	122	85	108	128	282	243	210	223	204	199	189
					NNE	3	1	5	7	7		8	7	8	8	4		5
					NE	1		17	8	8	13	15	23	8	17		3	10
					ENE	13	9	34	36	36	65	27	55	51	50	8	1	32
E	31	27			108	96	101	151	51	147	93	172	10	5	83			
ESE	36	58			114	122	116	146	47	125	128	164	19	12	91			
SE	13	12			47	25	27	40	30	32	50	59	4	5	29			
SSE	7	9			16	14	8	14		12	14	24	6		10			
S	5	10			35	14	15	18	7	35	31	24	10	9	18			
SSW	60	89			117	76	85	97	34	69	88	73	115	90	83			
SW	312	382			242	264	247	178	130	87	156	85	308	364	228			
WSW	161	122			91	144	140	72	97	48	71	39	161	152	108			
W	36	65			26	54	51	26	73	27	38	26	61	85	47			
WNW	24	30			12	35	35	22	129	40	22	13	54	52	39			
NW	3	7			7	8	9	17	46	30	18	11	14	15	15			
NNW	3	7	3	1	5	7	20	8	8	9	18	5	8					
N		7	4	10	3	6	5	12	6	3	3	1	5					

Element		1	2	3	4	5	6	7	8	9	10	11	12			
Number of Days With Classified	Daily Max. Temp.	0.0	8	3										8	19	
		0.1 ~ 10.0	21	20	13								13	23	90	
		10.1 ~ 20.0	2	5	18	17	3	1				2	15	17		80
		20.1 ~ 30.0				13	25	16	15	21	27	16				133
		30.1					3	13	16	10	1					43
	Daily Mean Temp.	-5.0	11	2											8	21
		-4.9 ~ 0.0	12	15	2								6	18	53	
		0.1 ~ 10.0	8	11	29	5						5	19	5	82	
		10.1 ~ 20.0				24	23	13		4	25	26	5		120	
		20.1				1	8	17	31	27	5				89	
	Daily Min. Temp.	-15.0	5												1	6
		-14.9 ~ -5.0	16	22	3								8	24	73	
		-4.9 ~ 0.0	10	6	24	1						1	14	6	62	
		0.1 ~ 10.0			4	27	12	4			2	21	8		78	
		10.1				2	19	26	31	31	28	9			146	
	Daily Precip.	0.1mm	4	4	5	8	3	7	19	18	5	7	3	1	84	
		10.0mm				2	1	3	8	9	2	1			26	
		30.0mm							3	3					6	
		80.0mm							1						1	
		100.0mm														
	Hourly Max. Precip.	1.0mm	4	3	3	6	3	6	16	15	3	5	3	1	68	
6.0mm							3	7	6	1				17		
10.0mm							1	6	5	1				13		
20.0mm							1	2	2					5		
30.0mm																
Daily Max. Wind Speed	0.5 ~ 3.3%	1	1						1	1			1	5		
	3.4 ~ 7.9%	10	6	8	2	10	6	17	16	14	17	7	5	118		
	8.0 ~ 13.8%	11	10	19	16	13	21	14	13	14	13	15	11	170		
	13.9%	9	11	4	12	8	3		1	1	1	8	14	72		
10 - Day Summary	Mean Temp. (0.1 )	1st	14	-28	20	103	172	178	244	259	193	160	90	-17		
		2nd	-51	-5	47	127	175	209	256	222	185	129	20	-65		
		3rd	-56	6	48	144	196	227	247	217	174	101	16	-16		
	Mean Max. Temp. (0.1 )	1st	73	33	82	182	249	244	292	323	270	218	163	34		
		2nd	12	59	137	192	248	297	311	258	245	196	77	-7		
		3rd	10	67	113	222	278	308	286	276	254	184	72	30		
	Mean Min. Temp. (0.1 )	1st	-36	-85	-36	34	97	118	213	217	145	124	23	-71		
		2nd	-105	-80	-31	65	109	136	213	197	136	82	-36	-123		
		3rd	-124	-51	-9	58	123	173	219	168	118	37	-39	-67		
	Mean Wind Speed (0.1%)	1st	24	28	34	24	30	27	18	14	11	14	22	31		
		2nd	29	31	17	33	28	21	18	16	24	16	28	32		
		3rd	23	22	21	32	23	17	14	18	18	21	26	31		
	Total Precip. (0.1mm)	1st			20	320	25	210	2445	160	10	145	30			
		2nd	70	40	10	285	35		490	1220	255	170				
		3rd	55	65	115		100	385	380	1120	35	10	100	30		

		Element	1	2	3	4	5	6	7	8	9	10	11	12				
(0.1 )	Air Temp.	Mean	-21	-5	50	126	178	221	267	256	211	147	52	-17	122			
		Mean Max.	38	50	117	187	243	275	306	301	271	215	111	32	179			
		Mean Min.	-78	-65	-16	64	112	169	237	219	152	87	-13	-70	67			
		Highest	118	122	177	264	295	315	354	369	301	282	202	98	369			
		Date	6	28	19	30	30	23	25	5	4	2	7	3	08/05			
		Lowest	-158	-112	-73	-2	67	108	205	147	67	-11	-83	-125	-158			
		Date	24	2	8	2	6	11	13	31	29	31	19	14	01/24			
(0.1mm)	Precip.	00~24h Total	110	110	65	535	240	380	5900	2840	230	350	355	315	11430			
		Highest. 1	Daily	45	50	60	415	105	200	1380	805	155	210	225	185	1380		
		Date	29	22	1	5	23	26	10	15	11	11	25	24	07/10			
		Hourly Date	25	20	20	135	90	120	805	305	60	90	175	50	805			
(0.1%)	Wind	Mean Speed	17	22	21	25	23	22	20	18	16	14	19	19	20			
		Highest Gust Speed	126	120	124	137	156	114	151	142	144	124	150	147	156			
		Dir.	NNW	NNW	NW	W	W	W	ESE	W	W	E	NNW	NNW	W			
		Date	21	20	6	14	13	9	23	24	28	22	10	11	05/13			
(0.1%)	Wind Directions Only	Hourly Occurrence Maximum Speed	NNE	46	29	35	42	11	26	17	37	42	36	36	42	46		
			NE	29	24	37	33	27	27	9	36	30	25	39	21	39		
			ENE	31	29	35	32	13	16	29	31	48	72	23	23	72		
			E	34	35	50	35	34	24	26	45	54	79	16	24	79		
			ESE	39	16	20	52	47	42	37	45	57	67	14	20	67		
			SE	26	18	20	55	30	38	51	54	39	38	23	26	55		
			SSE	38	18	26	54	39	37	44	47	44	44	34	37	54		
			S	24	43	35	51	48	48	38	60	29	30	52	31	60		
			SSW	46	47	33	42	28	40	39	35	37	22	60	46	60		
			SW	48	38	31	63	79	43	47	24	36	24	39	38	79		
			WSW	45	45	42	64	50	45	57	61	50	37	52	20	64		
			W	53	54	74	72	100	77	78	86	66	43	70	50	100		
			WNW	42	60	81	71	79	66	59	60	75	47	70	58	81		
			NW	54	65	55	58	59	54	32	30	45	60	62	64	65		
			NNW	62	74	64	59	75	49	22	31	45	59	57	82	82		
			N	67	54	60	49	52	33	19	39	36	42	64	42	67		
			(0.1%)	Hourly Occurrence Percentage	CALM	184	173	177	108	160	93	98	171	211	210	151	165	158
					NNE	37	18	9	25	7	13	11	26	26	59	50	50	28
					NE	24	7	15	8	15	10	7	11	24	47	19	23	18
					ENE	39	25	31	22	22	18	19	40	47	91	32	32	35
					E	78	77	51	28	34	24	32	95	117	122	68	54	65
					ESE	80	37	51	40	43	60	52	133	103	86	44	51	65
					SE	38	30	27	49	26	46	70	89	40	48	43	30	45
					SSE	29	10	22	40	22	44	48	67	42	24	44	42	36
					S	20	24	20	39	31	17	50	36	35	15	29	44	30
					SSW	19	18	15	31	16	38	40	27	29	7	47	47	28
					SW	18	27	24	50	69	36	108	19	25	8	35	38	38
					WSW	12	31	36	90	73	57	105	42	24	17	15	9	43
					W	41	65	111	190	180	214	184	91	82	34	47	15	105
					WNW	63	97	179	158	187	208	118	54	78	47	54	35	106
					NW	99	113	109	57	67	86	30	26	39	46	99	93	72
					NNW	137	173	94	36	28	24	19	32	46	50	135	160	77
N	82	74	28	28	23	14	9	42	33	89	86	113	52					



Element		1	2	3	4	5	6	7	8	9	10	11	12		
Number of Days With Classified	Daily Max. Temp.	0.0	7	2										8	17
		0.1 ~ 10.0	21	24	6								14	23	88
		10.1 ~ 20.0	3	2	25	21	4					10	15		80
		20.1 ~ 30.0				9	27	26	13	15	29	21	1		141
		30.1						4	18	16	1				39
	Daily Mean Temp.	-5.0	10											6	16
		-4.9 ~ 0.0	11	17	1								6	14	49
		0.1 ~ 10.0	10	11	30	3						2	18	11	85
		10.1 ~ 20.0				27	27	6		2	7	25	6		100
		20.1					4	24	31	29	23	4			115
	Daily Min. Temp.	-15.0	1												1
		-14.9 ~ -5.0	20	23	2								10	22	77
		-4.9 ~ 0.0	9	5	21	1						2	12	6	56
		0.1 ~ 10.0	1		8	25	8				1	18	7	3	71
		10.1				4	23	30	31	31	29	11	1		160
	Daily Precip.	0.1mm	4	5	2	6	4	6	18	14	3	4	6	6	78
		10.0mm				1	1	1	12	6	1	1	1	1	25
		30.0mm				1			7	3					11
		80.0mm							2	1					3
		100.0mm							2						2
	Hourly Max. Precip.	1.0mm	3	4	1	5	4	4	15	13	2	3	5	5	64
6.0mm					1	2	1	11	7	1	1	1		25	
10.0mm					1		1	7	6			1		16	
20.0mm								5	3					8	
30.0mm								4	1					5	
Daily Max. Wind Speed	0.5 ~ 3.3%		1					1						2	
	3.4 ~ 7.9%	18	12	13	6	15	19	17	24	24	27	15	17	207	
	8.0 ~ 13.8%	12	15	18	24	15	11	12	6	5	4	14	12	148	
	13.9%					1		1	1	1		1	2	7	
10 - Day Summary	Mean Temp.	1st	29	-18	23	109	170	201	259	282	221	187	109	0	
		2nd	-39	-3	58	131	169	221	268	252	210	137	28	-50	
		3rd	-49	8	68	138	193	242	273	234	202	120	18	-4	
	Mean Max. Temp.	1st	86	24	83	168	238	250	298	331	277	243	170	53	
		2nd	17	62	139	185	231	280	310	288	270	203	85	0	
		3rd	13	69	128	209	257	294	308	285	265	199	79	41	
	Mean Min. Temp.	1st	-31	-65	-36	55	103	144	229	245	170	138	40	-54	
		2nd	-92	-74	-19	73	109	161	231	224	147	75	-35	-102	
		3rd	-109	-55	3	64	124	201	250	190	139	54	-45	-55	
	Mean Wind Speed	1st	16	23	26	23	22	27	23	14	11	15	20	20	
		2nd	19	24	18	26	24	22	18	21	21	13	20	21	
		3rd	17	19	20	27	21	19	17	19	16	15	18	16	
Total Precip.	1st		5	65	425	60	160	2960	125	15	140	60	115		
	2nd	25	55		110	75		930	1925	215	210	15			
	3rd	85	50			105	220	2010	790			280	200		

		Element	1	2	3	4	5	6	7	8	9	10	11	12		
(0.1 )	Air Temp.	Mean	3	26	60	139	185	197	250	232	197	141	66	8	125	
		Mean Max.	57	85	116	201	241	243	290	268	253	192	132	62	178	
		Mean Min.	- 57	- 34	6	74	126	150	216	204	145	99	4	- 50	74	
		Highest	128	164	188	313	335	299	343	320	292	248	209	126	343	
		Date	2	16	18	30	19	9	17	22	19	8	10	3	07/17	
		Lowest	- 150	- 112	- 35	22	66	76	188	154	82	0	- 63	- 115	- 150	
		Date	25	2	3	2	2	11	6	31	30	31	25	17	01/25	
(0.1mm)	Precip.	00~24h Total	460	10	510	390	230	260	2630	3985	510	1255	370	70	10680	
		Highest. 1	Daily	240	10	220	160	140	65	845	875	210	400	245	70	875
			Date	20	23	2	17	24	1	3	15	19	29	4	24	08/15
			Hourly	75	10	100	45	55	35	245	275	160	185	115	20	275
(0.1%)	Wind	Mean Speed	25	29	23	28	25	21	15	16	19	19	24	30	23	
		Highest Gust Speed	205	165	136	189	235	163	103	106	127	218	186	203	235	
		Dir.	WSW	NNE	W	W	SW	W	NNW	SW	WSW	NW	W	WNW	SW	
		Date	27	20	8	30	6	9	3	24	28	29	10	16	05/06	
(0.1%)	Wind Directions Only	Hourly Occurrence Maximum Speed	NNE	41	87	69	52	57	46	34	44	49	51	49	31	87
			NE	35	44	55	48	38	40	33	29	38	46	32	28	55
			ENE	37	30	46	49	45	45	39	44	39	78	30	35	78
			E	35	49	56	77	55	49	46	51	51	37	33	37	77
			ESE	31	55	57	70	58	60	40	54	52	64	31	46	70
			SE	21	27	43	49	34	34	30	11	45	41	37	34	49
			SSE	15	35	35	35	28	19	21	16	14	28	42	31	42
			S	27	15	32	45	42	35	45	9	30	17	25	29	45
			SSW	61	35	12	63	33	15	30	19	30	31	49	26	63
			SW	47	74	24	82	45	50	31	35	13	8	61	25	82
			WSW	100	73	60	94	135	102	50	56	39	21	80	60	135
			W	100	72	74	103	125	83	59	32	66	29	96	86	125
			WNW	73	83	61	73	74	53	45	33	53	38	98	75	98
			NW	66	65	46	66	43	43	31	35	42	38	67	59	67
NNW	53	70	65	71	82	52	35	47	38	57	62	49	82			
(0.1%)	Hourly Occurrence Percentage	N	42	82	44	45	65	49	35	51	60	61	51	41	82	
		CALM	31	19	32	33	58	101	133	79	42	40	26	22	52	
		NNE	12	21	31	25	42	38	26	43	26	43	11	7	27	
		NE	15	27	26	13	28	43	26	36	15	28	15	7	23	
		ENE	26	36	56	74	50	103	51	44	32	36	28	22	46	
		E	30	39	60	79	155	143	126	100	115	27	31	26	78	
		ESE	23	30	48	81	66	68	85	63	79	28	24	23	51	
		SE	11	10	22	17	17	25	19	4	21	12	15	17	16	
		SSE	11	10	7	8	20	4	19	5	6	19	7	12	11	
		S	11	4	8	18	12	11	19	5	7	5	14	15	11	
		SSW	4	7	3	22	12	4	13	8	6	5	17	8	9	
		SW	16	22	13	35	16	22	36	28	11	4	32	19	21	
		WSW	63	63	55	74	62	61	65	57	54	27	86	83	62	
		W	325	339	270	264	231	183	159	223	231	278	294	360	263	
WNW	309	256	290	160	117	94	91	188	274	281	265	251	215			
NW	66	54	40	40	42	22	35	46	40	46	63	82	48			
NNW	30	30	16	46	39	29	52	34	18	51	38	28	34			
N	19	33	22	13	34	47	46	35	22	69	35	19	33			

Element		1	2	3	4	5	6	7	8	9	10	11	12		
Number of Days With Classified	Daily Max. Temp.	0.0	3											1	4
		0.1 ~ 10.0	23	19	8	1							9	26	86
		10.1 ~ 20.0	5	9	23	14	6	3				18	19	4	101
		20.1 ~ 30.0				14	22	27	19	28	30	13	2		155
		30.1				1	3		12	3					19
	Daily Mean Temp.	-5.0	3												3
		-4.9 ~ 0.0	12	4										11	27
		0.1 ~ 10.0	16	24	29	4						2	22	20	117
		10.1 ~ 20.0			2	24	20	14		1	20	29	8		118
		20.1				2	11	16	31	30	10				100
	Daily Min. Temp.	-15.0	1												1
		-14.9 ~ -5.0	14	6									1	19	40
		-4.9 ~ 0.0	11	21	10							1	14	11	68
		0.1 ~ 10.0	5	1	21	25	5	3			2	15	15	1	93
		10.1				5	26	27	31	31	28	15			163
	Daily Precip.	0.1mm	3	1	7	8	5	7	16	18	6	10	3	1	85
		10.0mm	2		2	1	1		7	10	2	5	2		32
		30.0mm							2	5		1			8
		80.0mm							1	1					2
		100.0mm													
Hourly Max. Precip.	1.0mm	3	1	5	9	3	6	14	17	5	8	2	1	74	
	6.0mm	1		2				4	8	1	3	1		20	
	10.0mm			1				3	6	1	1	1		13	
	20.0mm							1	2					3	
	30.0mm														
Daily Max. Wind Speed	0.5 ~ 3.3%														
	3.4 ~ 7.9%	10	6	15	5	14	21	24	23	20	23	7	4	172	
	8.0 ~ 13.8%	17	17	16	19	12	7	7	8	10	7	18	21	159	
	13.9%	4	5		6	5	2				1	5	6	34	
10 - Day Summary	Mean Temp. (0.1 )	1st	41	19	42	117	172	183	243	249	207	167	108	16	
		2nd	-9	29	68	143	198	192	271	222	195	135	49	-15	
		3rd	-21	30	69	157	185	217	238	227	189	121	40	23	
	Mean Max. Temp. (0.1 )	1st	91	63	97	174	228	229	284	282	261	210	179	74	
		2nd	42	94	130	204	252	242	322	245	247	179	110	36	
		3rd	38	100	120	224	244	258	266	277	251	188	107	74	
	Mean Min. Temp. (0.1 )	1st	-6	-37	-9	60	110	129	213	224	155	135	43	-41	
		2nd	-60	-39	6	83	131	138	220	206	152	98	-12	-76	
		3rd	-100	-26	18	79	136	183	216	186	128	67	-20	-33	
	Mean Wind Speed (0.1%)	1st	23	31	28	23	27	26	15	15	17	16	20	29	
		2nd	31	29	22	31	29	20	17	15	22	18	27	33	
		3rd	23	27	21	30	20	17	13	16	20	22	26	29	
Total Precip. (0.1mm)	1st	140		225	170	35	135	1770	775		635	360			
	2nd	240		75	200	50	50	355	2740	405	220				
	3rd	80	10	210	20	145	75	505	470	105	400	10	70		

Element		1	2	3	4	5	6	7	8	9	10	11	12					
(0.1 )	Air Temp.	Mean	-37	-18	44	125	175	214	258	239		131	30	-52				
		Mean Max.	32	49	126	204	253	288	305	293		214	98	7				
		Mean Min.	-98	-85	-29	53	103	147	223	199		67	-31	-110				
		Highest	113	117	195	267	303	338	342	352	299	279	196	86	352			
		Date	8	28	19	30	3	23	20	5	26	2	1	3	08/05			
		Lowest	-175	-145	-94	-16	62	87	198	120	46	-36	-113	-185	-185			
		Date	24	2	8	2	8	11	1	30	29	31	21	13	12/13			
(0.1mm)	Precip.	00~24h Total	115	155	125	595	390	740	3275	3550	205	120	260	5	9535			
		Highest. 1	Daily	45	45	90	200	150	415	615	885	185	65	95	5	885		
			Date	26	19	31	5	23	25	15	24	11	11	25	3	08/24		
			Hourly	55	25	40	60	130	275	185	730	70	20	65	5	730		
	Date	27	17	31	14	13	25	15	24	11	1	25	3	08/24				
(0.1%)	Wind	Mean Speed	11	13	13	18	16	14	13	11		9	13	11				
		Highest Gust Speed	118	90	131	127	124	90	110	103	76	89	110	95	131			
		Dir.	SSE	SE	W	SE	WSW	SSW	ESE	SSE	SE	NNW	W	W	W			
	Date	26	19	6	14	6	9	8	21	30	29	15	5	03/06				
(0.1%)	Wind Directions Only	Hourly Occurrence Maximum Speed	NNE	14	8	6	15	9	12	11	16	14	17	12	11	17		
			NE	22	9	19	28	18	19	19	20	22	24	21	20	28		
			ENE	22	21	23	20	23	23	26	22	23	26	23	22	26		
			E	27	24	29	51	25	30	32	31	24	28	22	30	51		
			ESE	26	21	30	45	35	31	38	46	33	37	45	42	46		
			SE	67	43	27	58	54	41	61	53	55	32	55	50	67		
			SSE	40	39	40	39	32	34	36	44	28	27	23	15	44		
			S	49	22	17	41	33	31	39	41	29	15	29	13	49		
			SSW	17	28	24	45	62	36	27	43	30	22	50	31	62		
			SW	55	44	45	57	60	44	41	33	43	23	42	30	60		
			WSW	44	43	53	60	53	45	30	54	35	42	56	45	60		
			W	52	50	66	58	64	46	25	26	32	45	53	54	66		
			WNW	34	44	48	43	43	22	15	25	20	25	39	34	48		
			NW	17	43	14	22	16	23	12	18	13	18	22	11	43		
			NNW	7	20	21	11	14	10	6	15	15	18	11	20	21		
			N	9	14	12	10	11	13	13	10	8	14	17	5	17		
			(0.1%)	Hourly Occurrence Percentage	CALM	355	321	276	160	186	183	210	224	264	317	218	283	249
					NNE	5	4	4	6	7	6	8	23	7	17	13	11	9
					NE	12	7	17	24	15	13	26	48	33	46	35	47	27
					ENE	65	39	63	36	51	75	70	129	119	106	76	73	75
E	98	76			63	96	71	138	98	172	166	145	111	92	110			
ESE	52	24			48	44	55	64	58	78	69	55	47	40	53			
SE	27	37			24	51	49	43	101	36	26	22	35	44	41			
SSE	11	24			24	35	27	26	31	16	17	12	25	14	22			
S	11	19			11	38	30	17	48	22	17	12	21	12	22			
SSW	9	24			20	49	43	32	81	35	41	30	26	23	35			
SW	50	58			69	110	146	99	117	32	50	28	49	42	71			
WSW	86	97			137	144	142	129	89	44	67	55	107	92	100			
W	144	141			153	114	90	100	34	39	57	73	131	146	102			
WNW	56	86			77	64	62	50	15	55	40	36	67	56	55			
NW	15	27	8	22	16	18	9	16	12	15	22	11	16					
NNW	3	3	4	4	7	4	1	22	14	17	6	11	8					
N	1	12	1	4	4	4	4	5	8	2	13	13	2	6				

Element		1	2	3	4	5	6	7	8	9	10	11	12		
Number of Days With Classified	Daily Max. Temp.	0.0	8	2										13	23
		0.1 ~ 10.0	20	23	7								16	13	79
		10.1 ~ 20.0	3	3	24	12	2	1				11	14		70
		20.1 ~ 30.0				18	28	19	14	18	23	20			140
		30.1					1	10	17	13					41
	Daily Mean Temp.	-5.0	11	5										15	31
		-4.9 ~ 0.0	12	16	3								11	10	52
		0.1 ~ 10.0	8	7	28	5						5	14	1	68
		10.1 ~ 20.0				25	29	9		5	14	25	5		112
		20.1					2	21	31	26	9	1			90
	Daily Min. Temp.	-15.0	4											4	8
		-14.9 ~ -5.0	21	26	6								11	19	83
		-4.9 ~ 0.0	6	2	21	3						2	12	3	49
		0.1 ~ 10.0			4	25	17	2			4	22	6		80
		10.1				2	14	28	31	31	19	7	1		133
	Daily Precip.	0.1mm	5	6	3	8	4	7	14	13	3	4	8	1	76
		10.0mm				3	2	2	9	7	1				24
		30.0mm						1	6	4					11
		80.0mm								2					2
		100.0mm													
	Hourly Max. Precip.	1.0mm	3	5	2	5	4	6	12	12	1	4	4		58
		6.0mm				1	2	1	9	7	1		2		23
		10.0mm					1	1	8	4					14
20.0mm							1		3					4	
30.0mm									1					1	
Daily Max. Wind Speed	0.5 ~ 3.3%	1						2	2	1	2	1	3	12	
	3.4 ~ 7.9%	24	21	23	16	25	27	23	26	22	27	22	18	274	
	8.0 ~ 13.8%	6	7	8	14	6	3	6	3		2	7	5	67	
	13.9%														
10 - Day Summary	Mean Temp. (0.1 )	1st	10	-36	13	111	168	193	253	269	207	172	94	-25	
		2nd	-54	-15	56	127	169	212	263	235		117	4	-86	
		3rd	-64	0	62	137	188	237	258	214	180	106	-7		
	Mean Max. Temp. (0.1 )	1st	81	22	88	187	251	262	298	329	275	243	170	35	
		2nd	16	61	150	201	242	294	317	279		201	67	-28	
		3rd	3	70	138	226	266	309	302	274	263	202	58		
	Mean Min. Temp. (0.1 )	1st	-47	-93	-53	44	89	123	218	228	158	120	27	-85	
		2nd	-116	-90	-27	67	99	134	222	204		51	-56	-146	
		3rd	-128	-68	-10	47	119	184	228	170	111	34	-65		
	Mean Wind Speed (0.1%)	1st	9	12	15	15	16	15	15	9	8	9	13	13	
		2nd	11	14	12	20	17	13	12	9		9	13	11	
		3rd	13	14	12	20	14	13	11	13	12	10	12		
Total Precip. (0.1mm)	1st	5	20	35	255	100	265	2170	210	15	55	70	5		
	2nd		110		340	140	35	625	1720	185	65	70			
	3rd	110	25	90		150	440	480	1620	5		120			

Element		1	2	3	4	5	6	7	8	9	10	11	12					
(0.1 )	Air Temp.	Mean	-53	-31	28	113	166	206	254	234	180	121	18	-58	98			
		Mean Max.	23	41	112	202	253	288	306	295	269	213	92	6	175			
		Mean Min.	-119	-101	-48	29	82	127	215	189	112	53	-50	-124	30			
		Highest	113	110	183	280	300	347	357	370	301	287	189	82	370			
		Date	8	28	19	30	3	23	25	5	4	2	7	23	08/05			
		Lowest	-203	-172	-111	-33	19	56	168	111	27	-58	-129	-227	-227			
		Date	24	2	8	2	7	11	1	29	29	31	19	13	12/13			
(0.1mm)	Precip.	00~24h Total	50	155	170	480	300	425	4470	4140	390	165	230	205	11180			
		Highest. 1	Daily	35	80	70	160	160	190	1335	995	220	80	115	115	1335		
			Date	29	17	31	5	13	27	10	24	11	11	3	24	07/10		
			Hourly	15	35	50	55	155	130	385	625	145	35	110	35	625		
	Date	29	17	27	18	13	27	23	24	19	11	3	10	08/24				
(0.1%)	Wind	Mean Speed	11	14	14	17	15	13	10	11	11	9	12	12	12			
		Highest Gust Speed	124	125	139	134	137	110	86	112	131	113	142	126	142			
		Dir.	SSW	WSW	WNW	SSE	WSW	SW	SW	NW	NNW	WSW	NW	SW	NW			
	Date	14	18	27	26	13	1	23	24	19	29	15	10	11/15				
(0.1%)	Wind Directions Only	Hourly Occurrence Maximum Speed	NNE	29	28	32	46	16	40	27	30	32	43	18	15	46		
			NE	34	17	30	35	22	24	24	30	28	20	22	15	35		
			ENE	18	24	21	33	21	21	12	30	39	18	17	24	39		
			E	15	18	22	33	13	23	11	24	29	14	17	23	33		
			ESE	15	13	13	16	7	19	10	26	11	17	19	7	26		
			SE	15	28	34	31	46	19	11	26	32	23	24	18	46		
			SSE	24	24	25	19	26	25	20	16	22	20	28	21	28		
			S	37	32	27	34	55	23	23	24	23	28	28	34	55		
			SSW	43	42	48	54	66	56	39	48	43	41	49	50	66		
			SW	45	50	49	66	72	44	36	50	40	42	62	44	72		
			WSW	40	39	52	48	49	46	21	20	24	26	40	34	52		
			W	46	43	37	30	34	35	23	20	28	25	39	35	46		
			WNW	38	53	42	37	33	38	25	32	29	35	48	38	53		
			NW	32	48	39	40	30	39	36	26	27	33	39	28	48		
			NNW	35	30	24	26	37	24	29	25	25	25	23	37	37		
			N	15	26	20	34	22	36	30	31	36	48	24	15	48		
			(0.1%)	Hourly Occurrence Percentage	CALM	274	246	188	165	184	201	263	239	238	320	235	259	235
					NNE	17	19	48	35	20	48	39	67	46	44	33	31	37
					NE	22	25	28	26	12	29	22	51	33	16	21	24	26
					ENE	8	12	8	13	9	11	4	26	15	15	13	9	12
					E	5	7	8	7	3	10	3	8	6	7	7	4	6
ESE	12	4			8	3	3	14	3	9	3	7	6	4	6			
SE	17	13			26	10	16	8	1	16	13	22	8	11	13			
SSE	35	16			28	25	26	32	11	11	25	27	29	32	25			
S	47	49			44	63	42	45	36	32	29	36	51	62	45			
SSW	156	190			140	206	203	126	200	99	122	126	138	157	155			
SW	149	131			141	224	180	111	175	58	74	81	128	144	133			
WSW	43	45			43	35	39	52	38	24	19	30	40	43	37			
W	38	52			39	39	42	32	23	30	22	31	39	38	35			
WNW	36	46			67	17	32	46	26	39	42	38	61	44	41			
NW	26	24			34	14	22	51	27	36	39	19	28	13	28			
NNW	62	58	73	47	93	97	65	112	160	101	88	58	84					
N	52	60	77	74	75	86	66	142	115	82	76	66	81					

Element		1	2	3	4	5	6	7	8	9	10	11	12				
Number of Days With Classified	Daily Max. Temp.	0.0	11	2										14	27		
		0.1 ~ 10.0	17	25	10									17	17	86	
		10.1 ~ 20.0	3	1	21	15	2	1					11	13		67	
		20.1 ~ 30.0				15	29	15	13	18	29	20					139
		30.1						14	18	13	1						46
	Daily Mean Temp.	- 5.0	18	7										3	16	44	
		- 4.9 ~ 0.0	9	18	5									10	11	53	
		0.1 ~ 10.0	4	3	26	7							9	12	4	65	
		10.1 ~ 20.0				23	30	12		6	25	21	5			122	
		20.1					1	18	31	25	5	1				81	
	Daily Min. Temp.	- 15.0	11	2											10	23	
		- 14.9 ~ - 5.0	16	24	15								2	15	17	89	
		- 4.9 ~ 0.0	4	2	14	7							1	10	4	42	
		0.1 ~ 10.0			2	23	21	7				10	21	5		89	
		10.1					10	23	31	31	20	7				122	
	Daily Precip.	0.1mm	2	6	5	8	4	8	16	13	4	5	8	4	83		
		10.0mm				2	2	2	8	7	2		1	1	25		
		30.0mm							5	5					10		
		80.0mm							1	2					3		
		100.0mm							1						1		
	Hourly Max. Precip.	1.0mm	2	4	3	6	4	4	15	11	3	4	5	3	64		
		6.0mm					1	1	8	8	2		1		21		
		10.0mm					1	1	6	7	1		1		17		
		20.0mm							6	4					10		
		30.0mm							1	2					3		
Daily Max. Wind Speed	0.5 ~ 3.3%	1						3						4			
	3.4 ~ 7.9%	20	16	21	10	20	21	26	26	26	29	19	22	256			
	8.0 ~ 13.8%	10	12	9	20	11	9	2	5	4	2	10	9	103			
	13.9%			1								1		2			
10 - Day Summary	Mean Temp. (0.1 )	1st	- 1	- 48	1	104	161	183	248	265	197	167	81	- 38			
		2nd	- 74	- 32	40	114	157	206	259	232	175	111	- 10	- 103			
		3rd	- 80	- 10	42	122	181	228	255	209	169	87	- 17	- 34			
	Mean Max. Temp. (0.1 )	1st	75	14	77	186	251	259	299	334	278	244	162	27			
		2nd	3	49	140	199	240	298	317	285	268	200	59	- 33			
		3rd	- 6	64	118	220	268	308	303	270	261	196	54	21			
	Mean Min. Temp. (0.1 )	1st	- 59	- 106	- 67	30	72	103	207	212	139	113	5	- 104			
		2nd	- 142	- 112	- 53	36	77	115	216	196	104	45	- 75	- 183			
		3rd	- 154	- 80	- 26	21	94	165	222	161	93	5	- 81	- 88			
	Mean Wind Speed (0.1%)	1st	10	13	17	15	16	14	12	10	8	9	12	12			
		2nd	12	15	13	19	15	13	10	10	13	8	14	12			
		3rd	11	13	12	19	14	12	9	12	11	11	11	11			
Total Precip. (0.1mm)	1st		5	10	230	40	195	3170	305	10	85	170	70				
	2nd		135		250	160	5	155	2020	365	80	20					
	3rd	50	15	160		100	225	1145	1815	15		40	135				

Element		1	2	3	4	5	6	7	8	9	10	11	12					
(0.1 )	Air Temp.	Mean	- 18	0	62	139	192	231	268	256	212	157	54	- 22	128			
		Mean Max.	35	54	126	206	262	297	310	302	273	223	110	22	185			
		Mean Min.	- 68	- 52	4	79	126	172	238	220	159	104	1	- 66	76			
		Highest	125	124	190	286	318	352	351	373	304	286	196	87	373			
		Date	8	28	19	30	30	23	25	5	26	2	7	23	08/05			
		Lowest	- 141	- 100	- 63	11	81	114	217	152	89	3	- 77	- 135	- 141			
		Date	24	2	8	2	7	11	13	31	29	31	19	13	01/24			
(0.1mm)	Precip. Highest. 1	00~24h Total	120	120	140	595	200	740	5035	3310	220	270	375	300	11425			
		Daily	45	45	65	315	65	315	1350	1075	160	155	230	170	1350			
		Date	29	22	31	5	13	25	10	20	11	11	25	24	07/10			
		Hourly	30	20	30	75	65	280	455	425	35	65	85	45	455			
(0.1%)	Wind	Mean Speed	15	18	18	19	17	16	13	16	14	13	15	15	16			
		Highest Gust Speed Dir.	106	107	160	134	149	112	99	135	119	100	145	113	160			
		Date	27	17	27	27	6	9	10	29	19	22	10	11	03/27			
(0.1%)	Wind Directions Only	Hourly Occurrence Maximum Speed	NNE	23	19	24	34	11	31	16	17	13	39	13	14	39		
			NE	32	25	27	19	22	37	27	42	42	57	21	21	57		
			ENE	36	16	25	48	24	39	31	42	43	32	21	22	48		
			E	23	20	23	35	24	28	27	26	33	24	24	26	35		
			ESE	18	19	26	34	20	22	20	34	21	24	21	21	34		
			SE	17	16	38	27	23	20	24	19	24	15	19	26	38		
			SSE	27	29	21	22	49	26	27	38	22	18	25	24	49		
			S	43	36	27	36	26	25	39	32	26	29	38	21	43		
			SSW	38	31	36	65	55	35	45	60	43	25	44	15	65		
			SW	43	51	56	60	60	50	48	44	45	23	41	22	60		
			WSW	50	47	58	57	76	49	39	49	50	29	54	49	76		
			W	54	47	59	55	49	49	25	41	49	37	56	50	59		
			WNW	49	43	48	41	43	29	13	26	31	45	42	48	49		
			NW	42	43	54	54	26	30	9	28	17	18	45	36	54		
			NNW	24	53	29	40	39	28	19	46	33	29	43	31	53		
			N	25	30	22	45	42	26	11	25	18	32	31	20	45		
			(0.1%)	Hourly Occurrence Percentage	CALM	70	37	22	56	50	46	102	59	39	47	56	58	54
					NNE	85	76	89	76	44	39	24	36	79	91	94	79	68
					NE	129	116	128	76	105	99	71	157	188	218	93	122	125
					ENE	128	79	90	50	87	121	142	294	212	157	67	106	128
					E	86	52	59	58	52	78	109	128	117	76	74	97	82
					ESE	30	24	32	47	28	49	38	50	38	47	31	24	36
					SE	16	12	18	22	30	31	47	28	22	23	17	17	24
					SSE	15	22	35	24	44	40	42	17	24	25	25	15	27
					S	26	33	35	40	47	43	83	30	32	32	42	12	38
SSW	11	31			35	64	69	51	65	26	21	15	22	11	35			
SW	36	57			88	128	151	101	152	35	28	18	32	9	70			
WSW	52	82			78	151	137	121	59	26	38	23	47	31	71			
W	117	135			113	97	87	103	27	27	35	38	111	126	85			
WNW	98	115			65	19	16	22	5	11	24	16	76	147	51			
NW	46	48			34	18	12	8	4	11	18	16	51	44	26			
NNW	31	36	47	38	26	26	15	42	49	86	88	50	44					
N	26	46	31	35	15	22	15	24	38	72	75	51	37					



Element		1	2	3	4	5	6	7	8	9	10	11	12		
Number of Days With Classified	Daily Max. Temp.	0.0	8	2										10	20
		0.1 ~ 10.0	21	23	4								14	21	83
		10.1 ~ 20.0	2	3	27	12		1				7	16		68
		20.1 ~ 30.0				18	29	13	12	16	28	20			136
		30.1					2	16	19	15	2				54
	Daily Mean Temp.	-5.0	9	1										7	17
		-4.9 ~ 0.0	12	14	1								5	14	46
		0.1 ~ 10.0	10	13	29	2						2	19	10	85
		10.1 ~ 20.0			1	28	19	2		2	6	20	6		84
		20.1					12	28	31	29	24	5			129
	Daily Min. Temp.	-15.0	21	14	1								3	21	60
		-14.9 ~ -5.0	7	14	13								15	8	57
		-4.9 ~ 0.0	3		17	21	4				1	14	11	2	73
		0.1 ~ 10.0				9	27	30	31	31	29	13	1		171
		10.1													
	Daily Precip.	0.1mm	4	5	5	6	5	7	20	13	3	5	7	7	87
		10.0mm				2		3	9	6	1	1	1	1	24
		30.0mm				1		1	5	4					11
		80.0mm							2	2					4
		100.0mm							1	1					2
Hourly Max. Precip.	1.0mm	3	4	3	5	4	7	15	12	3	4	5	6	71	
	6.0mm				3	1	2	9	6		1	2		24	
	10.0mm						1	6	6					13	
	20.0mm						1	5	4					10	
	30.0mm							3	2					5	
Daily Max. Wind Speed	0.5 ~ 3.3%	6					1			2	3	2		14	
	3.4 ~ 7.9%	18	16	21	10	18	19	26	21	23	21	15	21	229	
	8.0 ~ 13.8%	7	12	9	20	11	10	5	10	5	3	12	10	114	
	13.9%			1		2						1		4	
10 - Day Summary	Mean Temp.	1st	33	-16	29	125	183	209	260	285	222	195	113	-5	
		2nd	-39	3	75	140	182	234	271	251	212		29	-59	
		3rd	-46	18	80	151	208	250	273	234	202	127	21	-3	
	Mean Max. Temp.	1st	85	27	90	191	254	268	307	335	278	249	174	43	
		2nd	13	65	150	202	249	308	318	288	276		79	-13	
		3rd	10	75	138	225	281	314	307	284	267	201	76	35	
	Mean Min. Temp.	1st	-14	-56	-26	72	118	149	229	248	175	150	56	-49	
		2nd	-86	-59	8	88	119	164	235	222	158		-23	-107	
		3rd	-99	-39	27	77	140	204	247	194	144	68	-30	-44	
	Mean Wind Speed	1st	16	18	22	18	17	18	15	12	11	13	14	16	
		2nd	16	18	17	21	18	17	12	19	17		16	16	
		3rd	15	17	16	20	16	14	13	16	14	13	15	14	
	Total Precip.	1st		5	45	375	85	245	3290	120	25	115	90	105	
		2nd	35	70		220	65		630	2520	195	155	35	10	
		3rd	85	45	95		50	495	1115	670			250	185	

		Element	1	2	3	4	5	6	7	8	9	10	11	12				
(0.1 )	Air Temp.	Mean	-22	-7	51	121	171	212	256	249	208	148	49	-24	118			
		Mean Max.	31	44	115	182	236	270	294	292	263	208	111	23	172			
		Mean Min.	-71	-58	-1	71	116	163	229	215	158	101	-3	-70	71			
		Highest	103	103	177	235	276	315	333	341	293	272	245	110	341			
		Date	6	28	19	30	30	23	25	4	26	2	24	3	08/04			
		Lowest	-136	-110	-62	16	72	122	208	141	87	8	-78	-132	-136			
		Date	23	2	8	2	6	2	1	30	29	30	19	12	01/23			
(0.1mm)	Precip.	00~24h Total	150	100	95	615	190	390	4100	1905	315	170	145	420	8595			
		Highest. 1	Daily	55	45	75	390	75	145	1105	1090	295	90	50	165	1105		
			Date	20	19	1	5	9	7	10	15	11	11	10	24	07/10		
			Hourly	35	20	20	60	70	65	385	475	85	30	45	40	475		
(0.1%)	Wind	Mean Speed	12	15	15	18	17	16	14	14	13	14	14	12	15			
		Highest Gust Speed	142	110	120	135	161	114	104	129	109	93	140	112	161			
		Dir.	WSW	NW	SW	W	WSW	WSW	WSW	SW	W	WNW	SW	WNW	WSW			
		Date	27	20	9	14	6	9	14	24	28	30	10	11	05/06			
(0.1%)	Wind Directions Only	Hourly Occurrence Maximum Speed	NNE	41	39	37	33	28	32	37	35	34	43	34	36	43		
			NE	46	32	35	27	27	31	23	41	36	42	35	30	46		
			ENE	17	22	21	32	20	34	28	28	24	22	30	35	35		
			E	20	26	22	34	23	26	21	29	26	21	26	28	34		
			ESE	14	20	18	34	13	22	28	26	26	21	24	14	34		
			SE	23	13	16	24	20	21	21	17	16	20	17	17	24		
			SSE	17	16	24	15	27	17	17	23	15	19	29	19	29		
			S	28	27	25	29	18	16	24	32	23	21	29	28	32		
			SSW	25	31	27	33	46	19	23	29	20	22	23	25	46		
			SW	33	43	57	60	69	49	51	52	43	30	44	30	69		
			WSW	46	47	57	57	69	56	55	56	52	32	50	44	69		
			W	45	42	50	51	38	39	28	33	46	37	47	47	51		
			WNW	39	49	51	47	37	28	14	30	26	40	48	40	51		
			NW	34	41	36	33	26	18	11	17	15	25	31	31	41		
			NNW	28	26	21	9	7	12	17	18	24	19	30	19	30		
			N	27	23	24	29	19	22	17	28	31	30	23	24	31		
			(0.1%)	Hourly Occurrence Percentage	CALM	308	219	244	156	247	221	215	184	242	153	143	172	209
					NNE	116	92	70	68	65	74	63	132	129	204	121	101	103
					NE	116	90	104	101	120	107	52	152	169	214	114	109	121
					ENE	17	29	39	47	22	38	36	99	53	62	50	54	46
E	30	15			17	25	15	21	22	71	53	36	56	60	35			
ESE	12	6			12	28	5	18	34	43	28	20	35	24	22			
SE	4	5			4	21	5	11	16	17	11	15	14	9	11			
SSE	12	3			5	13	8	10	9	16	17	12	11	9	11			
S	13	18			8	18	7	4	13	17	8	20	14	22	14			
SSW	16	18			20	36	34	24	47	28	14	22	24	22	25			
SW	43	89			121	242	222	199	276	79	60	38	64	50	124			
WSW	44	112			166	167	181	164	164	78	92	52	93	58	114			
W	81	103			82	35	46	72	26	28	60	62	113	132	69			
WNW	114	121			63	18	11	21	9	17	18	24	83	110	50			
NW	38	41			20	7	9	6	4	1	7	11	29	28	17			
NNW	19	21	5	3	1	3	3	11	4	9	7	20	9					
N	17	20	19	17	3	10	11	24	36	46	31	20	21					

Element		1	2	3	4	5	6	7	8	9	10	11	12		
Number of Days With Classified	Daily Max. Temp.	0.0	9	2										11	22
		0.1 ~ 10.0	21	24	7								14	19	85
		10.1 ~ 20.0	1	1	24	23	3	1				11	15	1	80
		20.1 ~ 30.0				7	28	26	18	18	30	20	1		148
		30.1						3	13	13					29
	Daily Mean Temp.	-5.0	10	1										7	18
		-4.9 ~ 0.0	11	15	3								6	15	50
		0.1 ~ 10.0	10	11	28	5						3	18	9	84
		10.1 ~ 20.0				25	30	11		3	8	24	6		107
		20.1					1	19	31	28	22	4			105
	Daily Min. Temp.	-15.0	20	16	1								4	23	64
		-14.9 ~ -5.0	9	11	15								13	6	54
		-4.9 ~ 0.0	2		15	27	7				1	16	11	2	81
		0.1 ~ 10.0				3	24	30	31	31	29	15	2		165
		10.1													
	Daily Precip.	0.1mm	6	5	3	6	4	5	17	9	4	4	8	8	79
		10.0mm				1		2	10	5	1			1	20
		30.0mm				1			5	1					7
		80.0mm							2	1					3
		100.0mm							1	1					2
Hourly Max. Precip.	1.0mm	3	3	2	7	3	4	14	8	2	3	5	6	60	
	6.0mm				1	1	1	8	5	1				17	
	10.0mm							6	4					10	
	20.0mm							4	1					5	
	30.0mm							3	1					4	
Daily Max. Wind Speed	0.5 ~ 3.3%							1						1	
	3.4 ~ 7.9%	23	17	14	10	14	18	21	26	24	28	18	26	239	
	8.0 ~ 13.8%	7	10	17	20	15	12	9	5	6	3	11	5	120	
	13.9%	1				2						1		4	
10 - Day Summary	Mean Temp.	1st	28	-23	21	106	163	193	248	279	218	185	109	-5	
		2nd	-41	-3	62	124	165	210	257	247	207	137	24	-59	
		3rd	-49	7	67	133	185	233	262	224	199	125	13	-9	
	Mean Max. Temp.	1st	79	19	81	164	229	247	285	324	271	236	165	48	
		2nd	11	55	134	183	225	271	300	282	262	198	76	-14	
		3rd	6	64	129	199	251	291	298	272	257	191	91	33	
	Mean Min. Temp.	1st	-19	-64	-27	61	106	138	220	244	176	146	57	-56	
		2nd	-92	-61	3	76	113	159	226	220	153	88	-28	-106	
		3rd	-99	-46	19	75	128	192	238	184	143	71	-38	-51	
	Mean Wind Speed	1st	13	14	17	15	16	16	16	12	9	14	14	14	
		2nd	10	16	14	19	18	16	14	15	16	14	14	14	
		3rd	12	15	15	20	16	14	13	15	13	13	14	11	
Total Precip.	1st		10	80	415	80	320	2755	30	15	80	65	190		
	2nd	60	55		200	70		600	1275	295	90	5	50		
	3rd	90	35	15		40	70	745	600	5		75	180		

Element		1	2	3	4	5	6	7	8	9	10	11	12				
(0.1 )	Air Temp.	Mean	- 12	1	55	127	179	218	262	254	213	155	57	- 13	125		
		Mean Max.	37	53	119	193	247	278	301	298	270	217	112	33	180		
		Mean Min.	- 58	- 48	1	74	120	170	235	222	166	105	8	- 58	78		
		Highest	121	128	181	269	299	325	348	359	302	281	210	102	359		
		Date	8	16	19	30	3	20	25	5	26	2	7	23	08/05		
		Lowest	- 117	- 92	- 59	16	84	123	207	158	97	9	- 73	- 123	- 123		
		Date	24	2	8	2	6	11	1	31	29	31	19	12	12/12		
(0.1mm)	Precip. Highest. 1	00~24h Total	90	160	40	375	190	355	4920	2650	215	170	55	340	9560		
		Daily	45	75	35	280	50	245	805	715	125	115	30	150	805		
		Date	29	22	1	5	23	26	16	20	11	11	10	24	07/16		
		Hourly	10	20	20	75	45	175	520	265	45	50	20	45	520		
(0.1%)	Wind	Mean Speed	12	14	14	17	16	15	14	13	11	11	13	12	14		
		Highest Gust Speed	98	89	90	126	141	99	102	109	89	93	110	82	141		
		Dir.	SW	N	WNW	SW	SW	SSE	WSW	SSW	SW	WNW	SW	W	SW		
		Date	26	9	21	14	13	26	3	24	19	29	25	11	05/13		
		Hourly Occurrence Maximum Speed	32	21	22	18	15	19	11	34	22	20	24	20	34		
(0.1%)	Wind Directions Only	NNE	27	22	28	25	14	16	15	32	26	44	19	16	44		
		NE	24	14	27	34	16	19	16	19	30	31	25	18	34		
		ENE	23	23	26	36	20	20	17	25	27	22	22	13	36		
		E	27	20	15	31	23	23	28	29	28	25	19	22	31		
		ESE	18	11	19	37	24	33	25	32	24	23	17	12	37		
		SE	26	36	26	42	44	34	33	37	31	31	38	32	44		
		SSE	43	46	31	53	52	37	43	38	32	28	52	34	53		
		S	65	47	45	72	94	53	59	69	53	36	77	37	94		
		SSW	30	54	46	90	52	51	49	33	28	25	62	25	90		
		SW	21	30	45	33	51	37	28	24	32	17	19	29	51		
		WSW	29	30	42	45	48	41	28	31	42	38	32	32	48		
		W	33	35	36	36	38	37	23	25	28	33	39	27	39		
		WNW	29	31	31	32	28	29	18	25	25	29	30	32	32		
		NW	31	33	30	32	28	31	20	23	23	28	35	34	35		
		NNW	30	29	26	24	31	26	21	23	26	25	24	31	31		
		(0.1%)	Hourly Occurrence Percentage	CALM	172	168	197	146	214	168	207	208	242	188	166	173	188
				NNE	91	67	39	29	23	14	8	26	49	100	52	44	45
NE	119			77	57	57	19	24	20	46	72	128	70	56	62		
ENE	26			18	12	17	7	22	22	42	56	74	18	23	28		
E	26			9	13	13	8	21	12	75	42	39	8	19	24		
ESE	26			9	9	33	9	35	30	126	40	47	17	15	33		
SE	11			7	9	13	12	24	30	59	28	13	10	13	19		
SSE	22			16	20	33	34	40	71	62	46	17	31	51	37		
S	46			45	46	51	63	40	95	42	46	19	95	90	57		
SSW	59			68	57	119	136	115	233	75	56	47	96	78	95		
SW	31			51	50	124	106	63	101	42	47	30	63	52	63		
WSW	26			42	63	82	74	63	42	31	35	24	33	42	46		
W	59			86	125	78	112	108	34	55	57	61	93	66	78		
WNW	80			103	101	78	79	114	30	47	78	63	97	47	76		
NW	45			70	70	50	36	39	20	22	36	39	54	69	46		
NNW	78			101	69	50	42	86	27	23	39	59	65	117	63		
N	84			63	62	28	27	25	20	20	33	51	32	44	41		

Element		1	2	3	4	5	6	7	8	9	10	11	12		
Number of Days With Classified	Daily Max. Temp.	0.0	9	2										8	19
		0.1 ~ 10.0	20	23	6								13	22	84
		10.1 ~ 20.0	2	3	25	16	2	1				9	16	1	75
		20.1 ~ 30.0				14	29	22	13	16	28	22	1		145
		30.1						7	18	15	2				42
	Daily Mean Temp.	- 5.0	7	1										6	14
		- 4.9 ~ 0.0	14	15	1								4	12	46
		0.1 ~ 10.0	10	12	30	4						2	19	13	90
		10.1 ~ 20.0				26	28	8		2	6	24	7		101
		20.1					3	22	31	29	24	5			114
	Daily Min. Temp.	- 15.0												2	56
		- 14.9 ~ - 5.0	21	12	1									13	57
		- 4.9 ~ 0.0	6	16	14									8	84
		0.1 ~ 10.0	4		16	26	6				1	14	14	3	168
		10.1				4	25	30	31	31	29	17	1		
	Daily Precip.	0.1mm	5	6	2	4	5	4	18	13	4	3	4	8	76
		10.0mm				1		1	11	6	1	1		1	22
		30.0mm							7	4					11
		80.0mm							2						2
		100.0mm													
Hourly Max. Precip.	1.0mm	4	4	1	4	5	3	17	11	3	2	2	8	64	
	6.0mm				1		1	9	6					17	
	10.0mm						1	8	4					13	
	20.0mm							4	3					7	
	30.0mm							2						2	
Daily Max. Wind Speed	0.5 ~ 3.3%		1					1	2	2	1	1	2	10	
	3.4 ~ 7.9%	28	23	26	25	27	27	25	27	27	28	27	27	317	
	8.0 ~ 13.8%	3	4	5	5	3	3	5	2	1	2	2	2	37	
	13.9%					1								1	
10 - Day Summary	Mean Temp. (0.1 )	1st	39	- 13	27	111	168	198	255	280	223	191	111	4	
		2nd	- 33	3	66	130	172	218	261	251	212	147	35	- 44	
		3rd	- 39	16	69	141	194	237	270	234	204	130	26	1	
	Mean Max. Temp. (0.1 )	1st	88	28	84	177	243	252	293	327	274	245	171	52	
		2nd	15	63	140	188	237	285	305	288	271	207	83	2	
		3rd	12	72	131	214	259	299	305	282	265	200	83	43	
	Mean Min. Temp. (0.1 )	1st	- 5	- 52	- 22	65	109	148	227	245	181	149	60	- 42	
		2nd	- 80	- 52	4	80	116	164	230	226	163	95	- 13	- 92	
		3rd	- 87	- 38	19	78	134	197	247	197	152	74	- 23	- 40	
	Mean Wind Speed (0.1%)	1st	12	13	16	16	15	17	19	11	8	12	14	13	
		2nd	12	16	13	19	17	14	13	13	14	10	13	13	
		3rd	13	14	13	18	16	12	12	14	12	11	13	11	
Total Precip. (0.1mm)	1st	5	10	40	285	70	105	2375	120	10	55	45	155		
	2nd	20	75		90	45	5	1045	1345	170	115	10	10		
	3rd	65	75			75	245	1500	1185	35			175		

Element		1	2	3	4	5	6	7	8	9	10	11	12					
(0.1 )	Air Temp.	Mean	- 15	1	63	141	194	234	271	259	214	151	55	- 17	129			
		Mean Max.	36	54	129	211	263	298	310	303	274	214	110	26	186			
		Mean Min.	- 64	- 52	0	75	126	173	239	224	160	97	- 2	- 61	76			
		Highest	120	125	188	291	314	349	349	376	305	280	193	85	376			
		Date	8	28	30	30	30	23	20	5	9	2	7	23	08/05			
		Lowest	- 133	- 101	- 61	5	81	112	216	154	89	- 6	- 70	- 122	- 133			
		Date	24	2	8	2	7	11	13	31	29	31	19	14	01/24			
(0.1mm)	Precip.	00~24h Total	140	130	115	560	155	375	5815	3095	235	340	330	355	11645			
		Highest. 1	Daily	55	60	70	315	40	115	1100	1085	155	235	245	160	1100		
			Date	29	22	1	5	13	25	2	20	11	11	25	24	07/02		
			Hourly	40	15	30	65	40	110	640	395	45	90	120	50	640		
(0.1%)	Wind	Mean Speed	10	12	11	12	9	9	8	8	8	11	12	10				
Highest Gust Speed		99	98	99	116	119	85	100	89	98	96	110	105	119				
Dir.		W	NW	NW	S	SSW	WNW	SSW	NNW	NW	NW	WNW	NNW	SSW				
Date		14	10	6	14	28	19	14	26	9	29	10	10	05/28				
(0.1%)	Wind Directions Only	Hourly Occurrence Maximum Speed	NNE	17	17	33	30	16	22	18	18	29	43	29	21	43		
			NE	21	17	23	10	10	21	17	12	27	32	11	9	32		
			ENE	11	11	18	20	13	23	11	21	24	31	12	9	31		
			E	25	22	25	39	32	26	31	30	30	29	21	25	39		
			ESE	18	13	18	42	26	29	23	33	26	20	15	25	42		
			SE	24	6	17	23	19	16	20	22	10	12	10	11	24		
			SSE	21	38	25	38	32	29	27	28	19	17	34	32	38		
			S	27	32	27	45	47	20	31	28	25	18	29	29	47		
			SSW	11	23	24	31	24	17	26	23	19	14	16	14	31		
			SW	18	25	34	27	27	19	17	24	13	9	24	12	34		
			WSW	14	20	33	26	22	18	12	13	14	8	24	20	33		
			W	25	28	32	29	30	22	13	13	14	16	26	33	33		
			WNW	36	43	47	35	37	26	18	25	20	20	35	40	47		
			NW	45	50	42	38	43	28	13	28	26	32	40	43	50		
			NNW	36	36	34	35	37	29	22	18	26	29	32	36	37		
			N	25	29	35	39	24	28	15	31	35	35	27	25	39		
			(0.1%)	Hourly Occurrence Percentage	CALM	388	313	358	269	336	299	321	361	421	454	350	286	347
					NNE	26	12	19	19	8	25	8	15	26	42	15	12	19
					NE	12	12	13	7	7	15	7	11	10	26	6	5	11
					ENE	13	9	22	11	15	29	18	55	35	17	10	4	20
					E	38	13	35	44	38	66	109	166	116	60	36	79	67
					ESE	5	7	15	24	17	38	29	54	49	28	19	34	27
					SE	9	1	7	11	9	14	14	13	11	17	8	7	10
					SSE	24	33	20	57	48	34	38	19	29	16	29	40	32
					S	43	61	51	99	85	55	157	53	58	26	94	56	70
					SSW	8	27	27	63	77	62	96	43	28	12	22	20	40
					SW	16	37	43	86	74	44	70	34	22	4	14	9	38
WSW	15	45			62	65	66	67	49	23	21	7	19	13	38			
W	51	51			39	60	65	51	22	15	28	19	38	31	39			
WNW	98	126			112	51	59	80	16	44	29	50	106	122	74			
NW	124	164			95	46	44	60	14	43	35	85	131	159	83			
NNW	98	55	58	42	28	29	15	28	35	65	58	86	50					
N	30	34	26	46	24	31	18	23	47	73	44	35	36					

Element		1	2	3	4	5	6	7	8	9	10	11	12			
Number of Days With Classified	Daily Max. Temp.	0.0	9	2										10	21	
		0.1 ~ 10.0	17	22	4								14	21	78	
		10.1 ~ 20.0	5	4	27	11						11	16		74	
		20.1 ~ 30.0				19	29	14	12	14	28	20				136
		30.1					2	16	18	17	2					55
	Daily Mean Temp.	- 5.0	10	1										6	17	
		- 4.9 ~ 0.0	11	15	1								5	14	46	
		0.1 ~ 10.0	10	12	29	2						2	19	11	85	
		10.1 ~ 20.0			1	28	17	2		1	6	24	6		85	
		20.1					14	28	31	30	24	5			132	
	Daily Min. Temp.	- 15.0												3	19	
		- 14.9 ~ - 5.0	20	14	1									19	57	
		- 4.9 ~ 0.0	8	14	15							1	14	10	62	
		0.1 ~ 10.0	3		15	24	4				1	16	12	2	77	
		10.1				6	27	30	30	31	29	14	1		168	
	Daily Precip.	0.1mm	6	4	5	7	5	8	19	14	4	4	6	6	88	
		10.0mm				1		1	12	6	1	1	1	1	24	
		30.0mm				1			6	3					10	
		80.0mm							3	1					4	
		100.0mm							2	1					3	
Hourly Max. Precip.	1.0mm	3	4	3	5	5	7	18	13	2	3	5	5	73		
	6.0mm				1		1	12	8		1	1		24		
	10.0mm						1	9	5			1		16		
	20.0mm							5	2					7		
	30.0mm							3	1					4		
Daily Max. Wind Speed	0.5 ~ 3.3%	3	1					1	2	1		1		9		
	3.4 ~ 7.9%	23	23	27	22	24	28	23	24	26	29	26	28	303		
	8.0 ~ 13.8%	5	4	4	8	7	2	6	5	3	2	3	3	52		
	13.9%															
10 - Day Summary	Mean Temp. (0.1 )	1st	34	- 14	30	128	185	210	263	286	226	195	111	0		
		2nd	- 35	3	76	141	185	238	274	253	212	142	31	- 52		
		3rd	- 42	19	82	154	210	255	275	241	204	120	22	- 2		
	Mean Max. Temp. (0.1 )	1st	88	26	93	193	256	268	302	333	281	245	171	48		
		2nd	14	65	152	206	252	311	319	291	274	203	82	- 7		
		3rd	9	76	142	232	280	315	307	288	265	195	76	36		
	Mean Min. Temp. (0.1 )	1st	- 15	- 55	- 25	69	118	149	233	248	178	147	50	- 43		
		2nd	- 80	- 60	2	81	120	165	235	227	154	86	- 22	- 99		
		3rd	- 93	- 39	22	75	139	206	248	200	148	60	- 33	- 43		
	Mean Wind Speed (0.1%)	1st	9	12	14	12	9	10	9	7	6	8	9	13		
		2nd	12	13	9	12	10	9	7	9	10	7	12	13		
		3rd	11	12	10	12	10	8	9	8	8	8	11	11		
Total Precip. (0.1mm)	1st	5		85	405	55	200	3310	255	10	105	60	160			
	2nd	25	70		155	40		1230	1930	220	235	10	20			
	3rd	110	60	30		60	175	1275	910	5		260	175			

Element		1	2	3	4	5	6	7	8	9	10	11	12					
(0.1 )	Air Temp.	Mean	- 47	- 27	35	115	168	206	251	234	179	126	21	- 49	101			
		Mean Max.	26	46	116	200	250	281	294	286	254	204	96	11	172			
		Mean Min.	- 115	- 100	- 39	31	84	134	219	195	121	70	- 43	- 108	37			
		Highest	119	119	189	282	294	329	339	351	284	263	184	74	351			
		Date	8	16	19	30	30	23	25	5	26	8	7	23	08/05			
		Lowest	- 208	- 178	- 102	- 31	22	64	184	128	35	- 51	- 119	- 197	- 208			
		Date	24	2	8	3	8	4	1	26	29	31	19	13	01/24			
(0.1mm)	Precip.	00~24h Total	65	160	175	415	230	465	5435	3125	430	365	270	130	11265			
		Highest. 1	Daily	25	55	80	200	100	165	1420	530	260	205	190	100	1420		
			Date	20	22	31	5	23	7	2	21	19	11	25	24	07/02		
			Hourly	10	20	15	50	90	90	515	275	155	70	65	35	515		
(0.1%)	Wind	Mean Speed	13	16	15	19	18	15	9	11	13	13	13	8	14			
		Highest Gust Speed	105	114	141	134	158	126	116	102	115	116	130	124	158			
		Dir.	SSW	SSW	SW	WSW	SW	SW	SW	WNW	SSW	NNE	WSW	W	SW			
		Date	12	16	9	28	6	9	9	30	19	22	15	4	05/06			
(0.1%)	Wind Directions Only	Hourly Occurrence Maximum Speed	NNE	32	22	31	46	19	42	34	41	43	62	36	24	62		
			NE	27	19	38	51	19	36	26	31	38	55	31	18	55		
			ENE	23	29	34	30	17	25	22	22	31	25	24	15	34		
			E	21	11	20	25	21	30	12	28	31	27	13	5	31		
			ESE	17	14	16	32	14	9	17	12	12	16	10		32		
			SE		7	13	23	17	12	20	15	18	9	22		23		
			SSE	13	15	26	40	11	15	8	8	14	17	15		40		
			S	29	29	30	36	33	30	27	15	46	20	28	25	46		
			SSW	61	72	50	63	64	58	51	49	67	46	58	46	72		
			SW	69	59	72	82	75	59	48	47	59	50	73	52	82		
			WSW	50	45	57	51	74	56	58	34	41	39	42	51	74		
			W	43	40	45	42	66	32	22	30	26	42	48	43	66		
			WNW	5	30	39	33	19	19	13	21	16	10	27	31	39		
			NW	22		14	24		18	11	17		12	27		27		
			NNW	7		19	19	20	6	7	46	31	24	13	11	46		
			N	28	12	25	23	21	27	29	26	21	30	25	16	30		
			(0.1%)	Hourly Occurrence Percentage	CALM	242	166	188	150	185	204	450	243	142	152	206	548	241
					NNE	134	136	118	108	63	86	51	165	173	198	127	55	118
					NE	169	173	192	185	138	129	52	166	230	238	170	47	157
					ENE	51	67	74	75	78	90	43	122	177	168	79	32	88
					E	12	4	9	10	8	22	11	24	32	36	17	3	16
					ESE	3	7	5	14	4	3	4	3	7	9	4		5
					SE		4	5	10	3	3	8	7	6	5	6		5
					SSE	3	3	9	7	4	3	5	5	7	7	6		5
					S	13	19	35	19	16	28	11	7	14	12	21	19	18
					SSW	74	100	83	92	112	90	90	46	56	38	76	63	77
					SW	179	172	134	204	233	167	137	73	79	46	125	95	137
WSW	79	84			90	82	104	104	86	55	40	27	83	77	76			
W	17	42			32	19	32	32	23	24	8	17	43	38	27			
WNW	1	15			7	7	9	13	12	18	6	4	7	12	9			
NW	1				1	1		7	5	3		4	6		2			
NNW	1		3	7	1	3	1	11	7	12	10	3	5					
N	19	6	12	10	8	15	9	28	17	26	15	10	15					



Element		1	2	3	4	5	6	7	8	9	10	11	12			
Number of Days With Classified	Daily Max. Temp.	0.0	11	3										12	26	
		0.1 ~ 10.0	18	23	10								18	18	87	
		10.1 ~ 20.0	2	2	21	15	1	1				13	12		67	
		20.1 ~ 30.0				15	30	20	18	19	30	18				150
		30.1						9	13	12						34
	Daily Mean Temp.	- 5.0	15	6											15	36
		- 4.9 ~ 0.0	10	15	3								13	12	53	
		0.1 ~ 10.0	6	7	28	7						6	15	3	72	
		10.1 ~ 20.0				23	28	14		6	26	25	2		124	
		20.1					3	16	31	25	4				79	
	Daily Min. Temp.	- 15.0	11	2											6	19
		- 14.9 ~ - 5.0	15	24	12							1	13	20	85	
		- 4.9 ~ 0.0	5	2	18	3						1	12	4	45	
		0.1 ~ 10.0			1	27	22	5			7	20	5		87	
		10.1					9	25	31	31	23	9			128	
	Daily Precip.	0.1mm	5	4	6	7	5	8	19	15	5	5	5	4	88	
		10.0mm				1	1	1	12	9	2	1	1	1	29	
		30.0mm							4	4					8	
		80.0mm							2						2	
		100.0mm							2						2	
Hourly Max. Precip.	1.0mm	4	4	5	6	4	6	17	14	3	5	3	2	73		
	6.0mm					2	2	13	10	1	1	1		30		
	10.0mm							9	6	1				16		
	20.0mm							4	2					6		
	30.0mm							3						3		
Daily Max. Wind Speed	0.5 ~ 3.3%	1						2	1				4	8		
	3.4 ~ 7.9%	24	16	19	7	19	20	16	24	27	28	21	14	235		
	8.0 ~ 13.8%	6	12	11	23	10	10	9	6	3	3	9	10	112		
	13.9%			1		2								3		
10 - Day Summary	Mean Temp. (0.1 )	1st	4	- 47	9	105	161	182	248	261	194	168	74	- 28		
		2nd	- 66	- 25	46	115	161	205	251	230	175	122	- 2	- 95		
		3rd	- 78	- 5	50	126	180	232	253	213	168	91	- 8	- 31		
	Mean Max. Temp. (0.1 )	1st	75	21	81	184	244	253	291	315	262	230	157	28		
		2nd	10	53	144	193	240	292	300	276	253	194	69	- 24		
		3rd	- 4	69	122	222	264	299	292	268	247	191	63	25		
	Mean Min. Temp. (0.1 )	1st	- 52	- 113	- 61	31	76	107	213	219	142	120	1	- 82		
		2nd	- 132	- 107	- 45	40	81	120	220	200	115	73	- 65	- 167		
		3rd	- 157	- 75	- 15	24	93	175	224	168	105	20	- 66	- 83		
	Mean Wind Speed (0.1%)	1st	12	16	18	17	19	16	13	10	10	11	12	13		
		2nd	14	17	14	19	20	15	9	10	15	13	14	5		
		3rd	15	15	13	21	16	14	6	13	13	15	13	6		
Total Precip. (0.1mm)	1st			60	270	30	265	3915	360	15	160	55	15			
	2nd	25	105		145	70	20	910	1380	410	205	20	15			
	3rd	40	55	115		130	180	610	1385	5		195	100			

Element		1	2	3	4	5	6	7	8	9	10	11	12					
(0.1 )	Air Temp.	Mean	- 40	- 13	44	126	183	221	261	245	192	137	31	- 37	113			
		Mean Max.	32	56	128	209	261	288	303	295	264	214	104	20	181			
		Mean Min.	- 107	- 82	- 34	43	107	158	230	206	132	75	- 33	- 93	50			
		Highest	124	130	195	289	307	337	344	366	294	276	191	85	366			
		Date	8	16	30	30	29	23	25	5	8	9	8	23	08/05			
		Lowest	- 199	- 166	- 84	- 20	49	100	205	121	47	- 44	- 95	- 180	- 199			
		Date	24	2	8	3	8	4	27	31	29	31	19	20	01/24			
(0.1mm)	Precip.	00~24h Total	100	100	125	390	145	1220	5705	2735	215	170	285	175	11365			
		Highest. 1	Daily	60	50	50	180	70	305	930	505	100	75	190	95	930		
			Date	29	22	31	5	13	26	10	15	11	11	25	24	07/10		
			Hourly	15	15	40	35	70	230	445	290	45	30	80	35	445		
	Date	27	20	31	17	13	26	15	24	19	11	25	24	07/15				
(0.1%)	Wind	Mean Speed	13	16	17	20	19	15	10	12	13	13	15	14	15			
		Highest Gust Speed	121	104	111	116	135	106	133	90	89	106	115	110	135			
		Dir.	W	WNW	SW	WSW	W	W	SW	SW	WNW	NE	W	W	W			
		Date	12	20	9	28	6	1	6	24	28	22	15	11	05/06			
(0.1%)	Wind Directions Only	Hourly Occurrence Maximum Speed	NNE	30	23	34	44	29	44	22	44	41	50	33	31	50		
			NE	26	23	66	40	23	36	35	32	47	51	33	21	66		
			ENE	31	27	47	68	26	45	29	26	42	32	27	28	68		
			E	34	13	26	51	23	25	19	24	45	17	18	18	51		
			ESE	18	14	30	31	13	26	27	15	36	9	12	16	36		
			SE	9	23	26	26	26	30	24	18	19	15	19	12	30		
			SSE	11	22	27	28	14	30	34	29	24	34	14	13	34		
			S	18	30	28	40	68	26	35	35	20	26	28	30	68		
			SSW	29	32	31	69	47	39	82	43	33	27	49	26	82		
			SW	23	35	30	50	45	31	29	46	35	23	32	25	50		
			WSW	42	53	73	70	66	56	37	27	47	35	57	37	73		
			W	69	51	73	67	81	60	40	33	53	48	53	78	81		
			WNW	55	52	50	59	64	38	18	32	24	46	75	54	75		
			NW	46	43	51	48	30	27	20	24	23	39	44	52	52		
			NNW	31	48	44	36	30	28	9	21	20	22	46	40	48		
			N	14	28	26	30	34	27	15	47	24	31	51	22	51		
			(0.1%)	Hourly Occurrence Percentage	CALM	152	137	77	81	91	107	316	195	154	134	133	182	147
					NNE	16	18	8	21	16	35	32	87	63	97	15	18	36
					NE	65	52	71	63	46	100	66	168	142	138	69	80	89
					ENE	311	257	278	195	199	196	86	144	264	258	274	216	223
					E	39	30	51	50	47	53	27	54	54	41	49	45	45
					ESE	13	9	13	24	16	22	32	24	21	7	19	18	18
					SE	9	9	12	17	9	19	36	11	21	11	18	11	15
					SSE	15	18	17	17	12	21	40	16	11	9	7	5	16
					S	20	22	38	45	24	31	69	30	17	22	25	23	30
					SSW	61	54	75	85	94	47	94	48	43	35	65	30	61
					SW	40	52	48	75	70	57	51	36	39	41	38	23	47
					WSW	43	63	65	117	160	101	65	48	57	54	39	37	71
W	81	124			108	104	128	101	40	46	49	39	69	99	82			
WNW	71	89			65	50	47	49	15	36	28	26	81	118	56			
NW	39	36			43	26	20	29	8	16	14	23	47	53	30			
NNW	19	18			19	18	12	15	4	17	8	26	32	31	18			
N	5	13	12	13	8	17	19	23	15	41	19	11	16					

Element		1	2	3	4	5	6	7	8	9	10	11	12			
Number of Days With Classified	Daily Max. Temp.	0.0	8	1										10	19	
		0.1 ~ 10.0	20	24	5									15	20	84
		10.1 ~ 20.0	3	3	26	10		1				12	15			70
		20.1 ~ 30.0				20	28	17	15	16	30	19				145
		30.1					3	12	16	15						46
	Daily Mean Temp.	- 5.0	14	4											11	29
		- 4.9 ~ 0.0	10	13	2									11	14	50
		0.1 ~ 10.0	7	11	29	3						3	14	5		72
		10.1 ~ 20.0				27	25	7		4	17	27	5			112
		20.1					6	23	31	27	13	1				101
	Daily Min. Temp.	- 15.0	9	1											5	15
		- 14.9 ~ - 5.0	15	23	10									12	19	79
		- 4.9 ~ 0.0	7	4	20	3						2	13	6		55
		0.1 ~ 10.0			1	27	15	1			4	18	5			71
		10.1					16	29	31	31	26	11				144
	Daily Precip.	0.1mm	5	4	5	7	3	9	19	15	4	5	7	8		91
		10.0mm				1		5	13	9	1		1			30
		30.0mm						1	7	4						12
		80.0mm							1							1
		100.0mm														
	Hourly Max. Precip.	1.0mm	2	3	5	6	3	8	17	14	3	3	4	5		73
6.0mm						1	5	13	8			1			28	
10.0mm							5	10	8						23	
20.0mm							1	7	1						9	
30.0mm								2							2	
Daily Max. Wind Speed	0.5 ~ 3.3%	12	2	1					4	2	3	2	6	7	39	
	3.4 ~ 7.9%	13	22	23	15	22	28	24	28	25	27	16	18		261	
	8.0 ~ 13.8%	6	4	7	15	9	2	3	1	2	2	8	5		64	
	13.9%															
10 - Day Summary	Mean Temp.	1st	11	- 32	20	112	174	197	257	272	203	181	82	- 17		
		2nd	- 57	- 9	51	126	174	222	262	242	192	133	8	- 78		
		(0.1 )	- 71	4	59	140	198	244	264	223	180	101	4	- 22		
	Mean Max. Temp.	1st	83	29	93	193	252	258	300	322	269	241	165	35		
		2nd	13	64	153	203	253	301	310	286	264	202	76	- 16		
		(0.1 )	3	79	136	231	277	306	299	279	258	201	72	35		
	Mean Min. Temp.	1st	- 47	- 94	- 49	40	96	135	225	233	151	130	10	- 70		
		2nd	- 119	- 86	- 41	46	103	146	229	212	130	73	- 53	- 143		
		(0.1 )	- 151	- 61	- 14	43	121	192	235	178	114	25	- 55	- 74		
	Mean Wind Speed	1st	12	16	21	17	19	19	11	11	10	13	13	14		
		2nd	15	17	15	21	19	14	11	13	17	12	17	15		
		(0.1%)	13	17	15	22	18	12	8	12	13	15	14	12		
Total Precip.	1st			55	245	75	355	3085	375	15	90	45	50			
	2nd	10	50		145	70	255	1645	1280	190	80	35	15			
	(0.1mm)	90	50	70			610	975	1080	10		205	110			

Element		1	2	3	4	5	6	7	8	9	10	11	12					
(0.1 )	Air Temp.	Mean	-24	-5	53	130	182	222	263	248	201	143	49	-22	120			
		Mean Max.	40	61	136	213	267	300	309	298	269	215	115	34	188			
		Mean Min.	-82	-65	-16	57	106	156	231	213	147	89	-11	-73	63			
		Highest	125	141	198	296	317	349	349	370	299	280	204	104	370			
		Date	8	16	30	30	30	23	25	5	8	9	7	23	08/05			
		Lowest	-170	-129	-76	-2	59	99	203	138	66	-17	-87	-146	-170			
		Date	24	2	8	2	8	11	1	30	29	31	19	13	01/24			
(0.1mm)	Precip.	00~24h Total	135	300	70	195	165	435	5740	3150	355	145	350	275	11315			
		Highest. 1	Daily	60	120	60	100	45	280	1385	495	145	55	160	135	1385		
			Date	29	22	1	17	13	26	31	20	27	11	25	24	07/31		
			Hourly	30	40	30	45	45	250	635	335	85	20	85	50	635		
	Date	27	20	1	18	13	27	16	28	19	2	25	24	07/16				
(0.1%)	Wind	Mean Speed	15	19	17	19	17	16	10	11	10	9	14	16	14			
		Highest Gust Speed	124	115	127	123	139	112	101	103	96	117	122	129	139			
		* Dir.	W	W	W	WNW	W	SW	SSW	NNE	W	W	WSW	W	W			
	Date	27	9	9	28	6	9	9	28	28	29	25	10	05/06				
(0.1%)	Wind Directions Only	Hourly Occurrence Maximum Speed	NNE	18	39	21	25	14	14	17	29	22	27	16	23	39		
			NE	24	24	28	47	18	28	10	26	13	37	10	15	47		
			ENE	30	44	29	56	35	31	27	24	27	31	18	18	56		
			E	36	40	20	43	23	28	28	32	36	33	20	19	43		
			ESE	13	23	21	19	16	29	20	32	25	31	17	19	32		
			SE	13	15	25	22	19	26	25	23	14	15	25	17	26		
			SSE	24	24	13	20	27	21	26	22	13	17	37	21	37		
			S	24	34	23	20	27	18	41	26	13	10	27	21	41		
			SSW	34	25	21	30	22	20	23	14	16	13	28	11	34		
			SW	30	33	36	55	50	47	34	35	29	22	45	33	55		
			WSW	65	46	54	59	57	52	40	43	43	32	36	35	65		
			W	68	73	68	74	75	59	40	33	53	62	67	71	75		
			WNW	58	61	62	52	56	42	28	34	39	41	60	76	76		
			NW	54	56	55	50	42	42	22	27	13	22	56	50	56		
			NNW	6	23	17	39	22	30	14	33	18	18	23	39	39		
			N	30	15	18	29	24	17	17	15	34	40	22	21	40		
			(0.1%)	Hourly Occurrence Percentage	CALM	220	204	184	149	183	206	269	255	279	313	186	218	223
					NNE	19	15	15	24	19	19	16	36	29	28	10	20	21
					NE	58	33	56	44	36	24	12	15	18	34	26	24	32
					ENE	86	55	44	72	54	39	32	48	57	55	35	47	52
					E	109	79	65	56	35	57	47	151	114	110	79	94	83
					ESE	34	28	43	36	34	33	59	129	129	106	79	43	63
					SE	4	15	13	24	19	13	30	36	58	47	26	30	26
					SSE	11	13	8	19	27	15	39	24	15	19	18	16	19
					S	17	19	34	38	47	57	48	35	29	22	28	30	34
					SSW	36	33	40	46	66	47	83	56	57	69	57	32	52
					SW	40	57	62	111	70	78	106	40	47	28	58	31	61
WSW	122	159			136	136	141	125	104	62	51	39	94	47	101			
W	157	192			188	156	177	165	79	52	56	67	153	183	135			
WNW	58	65			56	46	42	49	35	26	25	22	88	118	52			
NW	15	18			31	19	20	42	15	8	6	8	38	48	22			
NNW	4	7	9	11	11	7	11	5	10	9	11	13	9					
N	9	7	15	14	20	25	13	20	19	24	14	5	16					

Element		1	2	3	4	5	6	7	8	9	10	11	12		
Number of Days With Classified	Daily Max. Temp.	0.0	5	2										6	13
		0.1 ~ 10.0	21	21	4								12	24	82
		10.1 ~ 20.0	5	5	27	11		1				8	17	1	75
		20.1 ~ 30.0				19	28	12	14	14	30	23	1		141
		30.1					3	17	17	17					54
	Daily Mean Temp.	- 5.0	10	1										6	17
		- 4.9 ~ 0.0	11	16	1								6	15	49
		0.1 ~ 10.0	10	11	30	3						3	19	10	86
		10.1 ~ 20.0				27	24	7		3	12	25	5		103
		20.1					7	23	31	28	18	3			110
	Daily Min. Temp.	- 15.0	3												3
		- 14.9 ~ - 5.0	18	20	2								6	23	69
		- 4.9 ~ 0.0	8	8	21	1						2	15	7	62
		0.1 ~ 10.0	2		8	28	14	2			2	16	8	1	81
		10.1				1	17	28	31	31	28	13	1		150
	Daily Precip.	0.1mm	5	6	3	3	5	6	18	14	4	4	7	10	85
		10.0mm		1		1		1	10	10	2		1	1	27
		30.0mm							4	5					9
		80.0mm							3						3
		100.0mm							2						2
	Hourly Max. Precip.	1.0mm	4	5	2	3	4	6	17	14	3	3	7	7	75
		6.0mm						2	10	9	1		2		24
		10.0mm						2	7	6					15
		20.0mm						2	4	3					9
30.0mm							4	1						5	
Daily Max. Wind Speed	0.5 ~ 3.3%	1						2	4	1	4	2	1	15	
	3.4 ~ 7.9%	21	12	18	8	15	19	24	22	25	25	17	19	225	
	8.0 ~ 13.8%	9	16	13	22	15	11	5	5	4	2	11	11	124	
	13.9%					1								1	
10 - Day Summary	Mean Temp.	1st	29	- 21	26	116	172	201	257	274	211	183	101	- 6	
		2nd	- 45	- 2	61	130	174	225	265	245	201	135	27	- 54	
		3rd	- 52	12	71	144	199	242	267	228	192	113	19	- 8	
	Mean Max. Temp.	1st	91	33	99	194	262	269	302	327	272	241	175	49	
		2nd	17	72	159	206	254	312	315	285	270	205	87	7	
		3rd	15	82	149	239	283	318	309	284	264	202	84	45	
	Mean Min. Temp.	1st	- 22	- 70	- 36	53	96	131	225	238	165	138	36	- 54	
		2nd	- 102	- 71	- 18	61	103	146	229	219	141	83	- 29	- 112	
		3rd	- 118	- 51	3	55	117	190	238	187	134	50	- 39	- 56	
	Mean Wind Speed	1st	15	20	23	17	17	19	11	8	7	8	12	16	
		2nd	15	19	14	19	18	16	10	12	13	9	16	18	
		3rd	16	17	16	20	17	13	9	11	10	11	15	14	
Total Precip.	1st		10	70		85	90	2660	275	15	85	85	80		
	2nd	30	170		195	50		1145	1765	195	60	5	20		
	3rd	105	120			30	345	1935	1110	145		260	175		

		Element	1	2	3	4	5	6	7	8	9	10	11	12					
(0.1 )	Air Temp.	Mean	- 36	- 13	43	121	173	211	254	238	183	126	34	- 34	108				
		Mean Max.	32	54	125	200	250	283	298	287	255	206	106	24	177				
		Mean Min.	- 103	- 84	- 36	38	93	140	220	199	121	62	- 39	- 93	43				
		Highest	121	129	189	278	300	338	334	357	284	268	195	92	357				
		Date	8	16	30	30	29	23	6	5	8	9	7	23	08/05				
		Lowest	- 188	- 140	- 91	- 23	43	77	185	117	37	- 51	- 115	- 165	- 188				
		Date	24	2	8	2	8	11	27	31	29	31	19	14	01/24				
(0.1mm)	Precip.	00~24h Total	125	265	130	500	155	430	4495	3240	490	240	320	250	10640				
		Highest. 1	50	120	65	220	75	165	840	760	260	85	180	125	840				
		Daily	29	22	31	5	9	26	16	21	19	2	25	24	07/16				
		Date	29	22	31	5	9	26	16	21	19	2	25	24	07/16				
(0.1%)	Wind	Hourly	35	45	60	50	35	90	615	305	220	35	80	50	615				
		Date	27	20	31	5	9	26	16	28	19	2	25	24	07/16				
		Mean Speed	11	14	15	17	16	14	10	9	8	7	11	11	12				
		Highest Gust Speed	114	93	111	101	106	100	92	117	111	84	117	118	118				
(0.1%)	Wind Directions Only	Dir.	N	SW	WNW	WNW	W	W	S	W	NNW	WNW	W	W	W				
		Date	27	17	8	18	13	9	3	24	19	29	14	11	12/11				
		(0.1%)	Hourly Occurrence Maximum Speed	NNE	13	18	26	24	22	19	11	17	23	38	19	16	38		
				NE	12	19	21	17	18	26	17	16	22	22	15	10	26		
				ENE	15	17	23	21	21	18	15	14	22	31	15	22	31		
				E	14	21	21	19	19	21	9	15	19	18	12	15	21		
				ESE	21	13	21	32	25	24	20	25	25	30	13	17	32		
				SE	16	17	30	38	41	20	21	24	30	20	18	20	41		
				SSE	21	33	31	37	35	27	32	26	25	26	27	22	37		
				S	18	39	35	67	67	33	46	37	31	25	38	26	67		
				SSW	32	31	38	55	31	29	22	22	17	25	29	16	55		
				SW	30	31	37	38	39	34	25	41	36	30	30	32	41		
				WSW	41	52	53	51	54	45	43	52	45	46	45	50	54		
				W	43	61	50	58	54	54	39	35	45	36	53	60	61		
				WNW	46	43	43	38	40	39	38	31	23	37	36	46	46		
				NW	39	34	39	29	31	28	11	19	21	29	36	33	39		
				NNW	31	26	44	35	20	25	15	23	17	24	40	34	44		
				N	20	37	34	31	14	28	16	26	28	31	29	18	37		
				(0.1%)	Hourly Occurrence Percentage	CALM	394	295	265	244	257	269	361	381	484	522	403	367	354
						NNE	16	16	26	22	11	13	18	63	42	78	21	18	29
NE	9	19	20			10	9	7	27	31	22	32	7	8	17				
ENE	16	7	23			10	9	15	8	27	18	23	14	15	16				
E	16	15	16			25	17	10	5	22	15	29	14	19	17				
ESE	19	12	19			33	20	24	28	41	32	10	15	14	22				
SE	24	19	17			44	36	19	34	50	28	12	10	22	26				
SSE	43	42	48			44	46	71	72	38	46	25	31	39	45				
S	19	33	39			35	36	36	81	31	47	25	32	14	36				
SSW	28	24	23			26	40	28	38	29	8	16	28	18	26				
SW	36	42	39			46	59	67	43	25	18	19	39	29	38				
WSW	95	132	122			139	183	164	118	64	72	37	71	68	105				
W	89	156	151			168	177	146	106	46	47	47	96	113	112				
WNW	90	115	90			58	47	56	16	38	31	32	90	105	64				
NW	50	31	32			21	23	24	8	7	17	23	64	80	32				
NNW	28	16	26			35	9	26	14	33	24	15	39	39	25				
N	27	25	44			39	19	26	22	74	49	56	28	34	37				

Element		1	2	3	4	5	6	7	8	9	10	11	12		
Number of Days With Classified	Daily Max. Temp.	0.0	9	2										7	18
		0.1 ~ 10.0	19	22	5								15	23	84
		10.1 ~ 20.0	3	4	26	14	2	1				13	15		78
		20.1 ~ 30.0				16	29	19	13	19	30	17			143
		30.1						10	17	12					39
	Daily Mean Temp.	- 5.0	14	3										9	26
		- 4.9 ~ 0.0	8	15	2								10	16	51
		0.1 ~ 10.0	9	10	29	3						9	16	5	81
		10.1 ~ 20.0				27	27	12		4	23	21	4		118
		20.1					4	18	31	27	7				87
	Daily Min. Temp.	- 15.0	7											4	11
		- 14.9 ~ - 5.0	19	25	9							1	13	21	88
		- 4.9 ~ 0.0	5	3	19	4						1	11	5	48
		0.1 ~ 10.0			3	26	19	4			8	20	6		86
		10.1					12	26	30	31	22	8			129
	Daily Precip.	0.1mm	6	4	4	6	4	7	19	13	5	5	6	8	87
		10.0mm		1		1		1	11	8	3		1	1	27
		30.0mm							5	6					11
		80.0mm							1						1
		100.0mm													
	Hourly Max. Precip.	1.0mm	4	4	5	6	4	5	19	13	3	3	6	8	80
		6.0mm			1			2	10	7	1		1		22
		10.0mm							9	5	1				15
20.0mm								4	3	1				8	
30.0mm								2	1					3	
Daily Max. Wind Speed	0.5 ~ 3.3%	7	2				1	2	5	3	2	3	6	31	
	3.4 ~ 7.9%	20	18	25	16	24	27	25	24	25	27	21	19	271	
	8.0 ~ 13.8%	4	8	6	14	7	2	3	1	2	1	6	5	59	
	13.9%														
10 - Day Summary	Mean Temp. (0.1 )	1st	15	- 28	16	105	166	189	250	264	193	170	84	- 20	
		2nd	- 57	- 10	50	121	164	211	255	234	183	117	14	- 67	
		3rd	- 62	1	63	136	189	234	256	218	172	93	5	- 18	
	Mean Max. Temp. (0.1 )	1st	83	28	89	181	245	253	292	316	260	231	165	36	
		2nd	11	66	148	194	238	294	304	274	256	193	79	- 4	
		3rd	6	72	136	223	266	302	299	271	251	193	76	35	
	Mean Min. Temp. (0.1 )	1st	- 49	- 83	- 53	32	84	120	217	222	141	119	5	- 76	
		2nd	- 122	- 95	- 45	46	93	123	220	204	116	55	- 58	- 135	
		3rd	- 135	- 72	- 14	36	103	177	223	172	106	17	- 66	- 73	
	Mean Wind Speed (0.1%)	1st	10	14	19	14	16	18	13	8	6	7	10	11	
		2nd	11	15	13	18	17	13	10	7	11	7	12	12	
		3rd	11	12	15	18	15	12	7	11	8	8	10	11	
Total Precip. (0.1mm)	1st			65	270	100	125	1955	225	15	175	75	70		
	2nd	25	145		230	35		1030	1290	360	65		35		
	3rd	100	120	65		20	305	1510	1725	115		245	145		

Element		1	2	3	4	5	6	7	8	9	10	11	12				
(0.1 )	Air Temp.	Mean	- 10	- 2	48	108	158	202	250	251	215	157	63	- 10	119		
		Mean Max.	28	35	88	151	198	236	281	285	252	197	102	26	157		
		Mean Min.	- 53	- 45	3	69	120	175	229	223	172	113	19	- 48	81		
		Highest	99	93	138	197	236	293	318	336	282	258	188	104	336		
		Date	6	28	19	9	30	26	20	4	4	2	2	3	08/04		
		Lowest	- 119	- 83	- 35	16	66	135	207	160	97	25	- 56	- 98	- 119		
		Date	25	21	3	2	6	4	1	30	29	31	21	14	01/25		
(0.1mm)	Precip.	00~24h Total	85	75	35	490	160	240	2650	2000	255	155	200	335	6680		
		Highest. 1	Daily	40	35	35	315	60	125	775	755	235	75	65	205	775	
			Date	20	22	1	5	13	7	10	15	11	11	25	24	07/10	
			Hourly	20	15	15	55	60	35	320	395	70	20	50	65	395	
(0.1%)	Wind	Date	20	22	1	5	13	7	3	15	11	11	10	24	08/15		
		Mean Speed	28	30	25	24	23	23	20	23	21	25	29	28	25		
		Highest Gust Speed	170	151	140	155	158	144	149	138	118	154	158	161	170		
		Dir.	W	NNW	NW	NNW	W	SW	S	SW	WSW	NNW	NW	NNW	W		
(0.1%)	Wind Directions Only	Date	27	9	2	12	13	9	4	24	28	29	3	11	01/27		
		Hourly Occurrence Maximum Speed	37	43	34	41	23	24	22	66	45	49	42	33	66		
		NNE	35	28	21	10	30	20	21	22	36	35	34	21	36		
		NE	40	36	35	18	22	42	38	52	37	39	36	23	52		
		ENE	48	29	42	41	22	47	24	74	46	48	34	28	74		
		E	37	22	24	50	24	43	44	55	38	49	35	33	55		
		ESE	36	55	32	54	36	32	54	59	33	32	54	46	59		
		SE	48	57	36	45	71	44	50	55	35	33	53	52	71		
		SSE	45	39	42	49	73	49	55	60	47	30	56	35	73		
		S	77	46	50	71	81	43	61	82	59	48	61	50	82		
		SSW	63	16	28	40	41	36	39	25	43	38	60	39	63		
		SW	44	67	75	72	72	63	46	43	46	38	37	55	75		
		WSW	56	52	55	55	91	62	41	71	58	43	51	67	91		
		W	29	32	34	40	35	34	30	31	33	29	40	28	40		
		WNW	87	87	77	66	76	57	42	49	66	87	87	86	87		
		NW	76	73	68	66	63	61	25	53	49	69	79	88	88		
		NNW	67	76	54	91	63	50	28	53	48	72	66	54	91		
		(0.1%)	Hourly Occurrence Percentage	N	77	65	85	93	117	93	93	141	126	95	64	56	92
				CALM	93	68	47	28	27	15	11	30	67	63	64	52	47
				NNE	26	27	31	11	20	7	13	19	35	32	22	24	22
				NE	54	16	22	11	16	21	17	51	33	55	21	23	29
				ENE	38	12	11	15	9	22	26	140	67	69	14	35	38
				E	17	10	13	51	9	29	36	62	40	44	28	24	31
				ESE	31	40	31	49	39	15	54	51	25	35	69	79	43
				SE	28	51	35	49	63	57	108	38	22	24	51	66	49
				SSE	24	64	60	129	136	110	220	44	43	16	31	35	76
				S	11	27	28	111	66	56	175	70	85	11	76	35	63
SSW	8			4	15	33	26	28	42	23	26	13	21	7	21		
SW	12			36	81	63	109	76	39	35	56	27	31	15	48		
WSW	46			42	141	142	165	250	81	106	76	65	31	24	97		
W	16			24	55	47	59	61	27	27	25	24	17	16	33		
WNW	175	201	160	74	78	97	26	54	69	86	154	156	110				
NW	200	199	136	65	35	42	17	70	107	138	156	220	115				
NNW	145	113	50	29	26	21	16	39	97	202	151	132	85				



Element		1	2	3	4	5	6	7	8	9	10	11	12		
Number of Days With Classified	Daily Max. Temp.	0.0	9	3										10	22
		0.1 ~ 10.0	22	25	23	1							15	20	106
		10.1 ~ 20.0			8	29	16	2				17	15	1	88
		20.1 ~ 30.0					15	28	26	21	30	14			134
		30.1							5	10					15
	Daily Mean Temp.	- 5.0	6	1										6	13
		- 4.9 ~ 0.0	14	15	1								3	12	45
		0.1 ~ 10.0	11	12	30	9						1	19	13	95
		10.1 ~ 20.0				21	31	16		1	5	28	8		110
		20.1						14	31	30	25	2			102
	Daily Min. Temp.	- 15.0												2	15
		- 14.9 ~ - 5.0	17	11										12	45
		- 4.9 ~ 0.0	10	15	15									14	66
		0.1 ~ 10.0	4	2	16	27	4				1	11	13	2	80
		10.1				3	27	30	31	31	29	20	3		174
	Daily Precip.	0.1mm	5	4	1	5	4	4	18	10	4	4	6	6	71
		10.0mm				1			2	7	4	1		1	16
		30.0mm				1				2	2				5
		80.0mm													
		100.0mm													
	Hourly Max. Precip.	1.0mm	3	3	1	4	3	4	16	8	1	3	6	5	57
6.0mm						1		8	4	1			1	15	
10.0mm								4	2					6	
20.0mm								3	2					5	
30.0mm								1	1					2	
Daily Max. Wind Speed	0.5 ~ 3.3%														
	3.4 ~ 7.9%	12	10	16	16	16	20	21	19	18	15	10	9	182	
	8.0 ~ 13.8%	14	16	14	12	14	9	9	12	12	15	16	18	161	
	13.9%	5	2	1	2	1	1	1			1	4	4	22	
10 - Day Summary	Mean Temp.	1st	36	- 13	24	95	146	186	239	275	223	186	121	11	
		2nd	- 28	- 1	56	112	153	201	249	250	217	149	41	- 43	
		3rd	- 37	10	63	118	174	220	260	231	206	137	27	0	
	Mean Max. Temp.	1st	70	14	62	135	190	218	267	314	258	224	157	52	
		2nd	9	44	103	153	188	236	286	277	257	188	79	- 4	
		3rd	8	49	99	165	216	253	290	266	243	181	68	31	
	Mean Min. Temp.	1st	- 6	- 44	- 15	58	101	157	220	247	182	147	80	- 34	
		2nd	- 69	- 52	7	82	121	173	227	230	177	108	- 1	- 77	
		3rd	- 80	- 38	17	68	136	196	239	194	157	86	- 22	- 36	
	Mean Wind Speed	1st	24	32	31	22	22	30	23	16	14	25	29	30	
		2nd	29	31	23	27	25	22	18	29	27	25	29	31	
		3rd	30	26	22	24	23	19	19	25	23	24	28	25	
Total Precip.	1st		10	35	320	60	230	1680	5	10	80	65	115		
	2nd	40	30		170	60		395	1665	235	75	10	15		
	3rd	45	35			40	10	575	330	10		125	205		

Element		1	2	3	4	5	6	7	8	9	10	11	12				
(0.1 )	Air Temp.	Mean	23	19	51	104	156	193	249	255	213	165	87	27	129		
		Mean Max.	50	48	86	142	201	234	276	284	244	192	116	52	160		
		Mean Min.	- 2	- 12	17	73	120	163	232	230	184	141	57	0	100		
		Highest	108	110	138	186	246	267	310	325	275	248	186	116	325		
		Date	2	16	20	30	30	30	30	4	26	8	7	3	08/04		
		Lowest	- 42	- 37	- 20	17	82	118	196	187	141	61	0	- 44	- 44		
		Date	31	10	3	2	1	4	1	30	21	31	19	28	12/28		
(0.1mm)	Precip.	00~24h Total	130	215	110	505	420	240	2405	1755	795	365	105	370	7415		
		Highest. 1	Daily	70	95	70	210	350	95	500	540	555	215	25	215	555	
			Date	29	22	1	17	9	6	17	14	11	1	26	24	09/11	
			Hourly	20	55	40	70	75	65	475	200	150	45	25	75	475	
(0.1%)	Wind	Date	20	20	1	5	9	26	17	28	11	1	26	24	07/17		
		Mean Speed	43	47	30	28	22	20	28	25	24	33	41	46	32		
		Highest Gust Speed	210	175	167	181	150	141	148	138	131	193	176	210	210		
		* Dir.	NNW	NNW	NNW	SSW	S	S	S	S	N	NNW	N	NNW	NNW		
(0.1%)	Wind Directions Only	Date	20	10	7	14	13	7	10	20	28	29	18	10	12/10		
		Hourly Occurrence Maximum Speed	14	17	18		7	11	6	15	5	10	20	22	22		
		NNE	9	5						13	9		9	9	13		
		NE	12		12		12			12	11	5	11	14	14		
		ENE	14	10	10	16	26	9	18	55	35	31	20	22	55		
		E	54	66	37	65	76	54	28	67	58	87	34	37	87		
		ESE	53	33	31	72	31	54	30	47	17	31	52	68	72		
		SE	62	92	60	74	44	87	67	74	49	49	76	73	92		
		SSE	93	106	50	95	102	95	97	94	45	32	95	64	106		
		S	79	57	44	109	72	57	96	75	51	31	99	55	109		
		SSW	51	48	52	51	62	31	45	49	40	22	53	51	62		
		SW	75	13	47	41	41	29	29	25	26	34	18	22	75		
		WSW	70	48	42	32	53	30	56	32	20	21	57	48	70		
		W	48	21	40	42	49	40	35	27	26	21	74	38	74		
		WNW	105	77	73	57	64	50	42	30	60	119	113	97	119		
		NW	146	122	105	86	84	56	47	79	82	115	112	107	146		
		NNW	104	113	108	81	22	59	35	104	75	97	97	104	113		
		N	77	104	122	94	137	189	115	156	135	75	53	35	108		
		(0.1%)	Hourly Occurrence Percentage	CALM	10	9	3		1	1	1	11	1	1	1	8	4
				NNE	1	1						4	6		4	3	2
NE	5				3		3			5	7	1	3	5	3		
ENE	10			3	7	3	4	3	7	15	18	13	21	22	10		
E	58			30	19	18	24	32	20	70	85	55	46	30	41		
ESE	23			9	24	13	20	32	16	67	19	50	31	43	29		
SE	45			71	65	57	71	42	63	66	32	34	63	90	58		
SSE	40			61	42	136	126	79	197	75	43	24	46	77	79		
S	22			42	15	167	155	118	380	118	91	23	81	46	105		
SSW	19			15	11	51	27	15	42	22	32	24	53	27	28		
SW	5			3	20	22	70	22	31	20	32	13	14	4	22		
WSW	21			12	73	24	73	31	13	22	11	12	26	28	29		
W	10			21	82	61	59	64	30	23	31	13	29	16	37		
WNW	82			101	180	149	112	129	27	47	72	65	165	86	101		
NW	358	378	293	185	108	210	43	184	281	421	307	342	258				
NNW	215	140	43	21	11	33	15	95	103	175	58	137	87				

Element		1	2	3	4	5	6	7	8	9	10	11	12		
Number of Days With Classified	Daily Max. Temp.	0.0	2	1										3	6
		0.1 ~ 10.0	26	26	25	3							9	27	116
		10.1 ~ 20.0	2	1	6	27	15	4				19	21	1	96
		20.1 ~ 30.0					16	26	29	23	30	12			136
		30.1							2	8					10
	Daily Mean Temp.	- 5.0												8	19
		- 4.9 ~ 0.0	8	3										8	19
		0.1 ~ 10.0	22	25	31	11							20	23	132
		10.1 ~ 20.0				19	31	19			5	31	10		115
	Daily Min. Temp.	20.1						11	31	31	25				98
		- 15.0													
		- 14.9 ~ - 5.0	18	22	8								1	18	67
	Daily Precip.	- 4.9 ~ 0.0	12	6	23	29	3					2	24	13	112
		0.1 ~ 10.0				1	28	30	31	31	30	29	5		185
		10.1													
		0.1mm	5	5	3	5	6	7	15	12	5	5	7	13	88
	Hourly Max. Precip.	10.0mm				2	1		7	7	2	1		1	21
		30.0mm					1		3	2	1				7
		80.0mm													
		100.0mm													
1.0mm		4	4	4	4	3	5	13	10	5	3	5	8	68	
Daily Max. Wind Speed	6.0mm				2	1	1	8	6	1			1	20	
	10.0mm							6	5	1				12	
	20.0mm							3	1					4	
	30.0mm							2						2	
	0.5 ~ 3.3%											1		1	
10 - Day Summary	Mean Temp.	3.4 ~ 7.9%	8	7	15	12	18	22	18	18	17	9	7	4	155
		8.0 ~ 13.8%	10	10	13	15	11	7	10	13	13	18	11	12	143
		13.9%	12	11	3	3	2	1	3			3	12	15	65
10 - Day Summary	Mean Max. Temp.	1st	62	11	33	89	143	175	240	273	222	187	124	43	
		2nd	8	21	55	105	154	194	248	249	214	162	74	2	
		3rd	1	26	63	119	171	210	259	243	204	148	63	35	
	Mean Min. Temp.	1st	85	33	68	125	193	207	266	308	250	217	153	73	
		2nd	34	58	96	141	194	238	274	276	243	188	101	30	
		3rd	31	55	93	160	216	258	286	269	241	174	93	54	
	Mean Wind Speed	1st	34	- 15	2	59	107	150	222	245	194	163	92	11	
		2nd	- 15	- 14	17	80	119	159	231	227	188	143	47	- 24	
		3rd	- 24	- 7	32	79	134	179	242	219	170	120	32	13	
Total Precip.	1st	31	50	39	25	20	28	36	13	15	28	33	44		
	2nd	50	52	29	31	24	19	26	25	35	35	43	50		
	3rd	49	36	23	28	23	13	21	37	23	34	46	44		
(0.1mm)	1st	5		85	200	355	115	1035	115	85	295	30	65		
	2nd	25	120		300	20	10	1180	1250	555	70	5	50		
	3rd	100	95	25	5	45	115	190	390	155		70	255		

Element		1	2	3	4	5	6	7	8	9	10	11	12				
(0.1 )	Air Temp.	Mean	- 54	- 34	13	99	152	171	227	209	157	104	21	- 50	85		
	Mean Max.	9	28	81	170	226	243	271	256	224	166	85	0	147			
	Mean Min.	- 115	- 98	- 46	25	76	105	191	174	101	58	- 40	- 110	27			
	Highest	91	94	164	258	313	300	327	324	270	236	172	68	327			
	Date	7	16	30	30	20	18	19	6	8	10	2	30	07/19			
	Lowest	- 239	- 164	- 87	- 25	19	47	126	93	36	- 54	- 97	- 178	- 239			
	Date	24	2	8	3	2	11	27	31	29	31	21	14	01/24			
(0.1mm)	Precip.	00~24h Total	145	160	135	535	245	960	2910	1830	295	330	225	50	7820		
		Highest. 1 Daily	90	70	40	155	190	415	610	350	120	75	100	40	610		
	Hourly	45	25	15	55	85	355	315	330	70	45	40	15	355			
	Date	20	20	2	18	24	27	3	18	20	11	26	24	06/27			
(0.1%)	Wind	Mean Speed	16	18	15	19	19	16	13	12	14	13	18	19	16		
		Highest Gust Speed	160	150	139	152	206	122	103	155	103	109	178	161	206		
		Dir.	SW	SSW	S	SSW	SSW	SSW	SSW	SW	SW	NW	SW	SSW	SSW		
(0.1%)	Wind Directions Only	Date	12	16	9	28	14	9	11	24	28	23	15	11	05/14		
		Hourly Occurrence Maximum Speed	31	33	32	31	35	42	30	22	25	31	31	28	42		
		NNE	37	26	35	39	37	41	37	27	35	44	26	24	44		
		NE	24	26	40	43	38	56	29	31	40	34	18	20	56		
		ENE	24	22	31	26	42	31	23	37	34	30	20	20	42		
		E	17	17	17	21	26	30	24	25	24	30	20	27	30		
		ESE	15	21	25	35	23	20	20	27	14	15	13	31	35		
		SE	21	12	23	30	31	37	14	22	25	13	26	26	37		
		SSE	33	50	38	54	69	45	29	37	24	25	36	37	69		
		S	55	64	68	65	81	55	50	54	61	46	77	54	81		
		SSW	72	56	45	63	81	45	37	61	47	38	59	64	81		
		SW	31	35	26	36	34	22	35	39	33	23	50	40	50		
		WSW	56	32	43	32	48	27	22	42	22	28	28	41	56		
		W	38	35	35	28	38	24	27	17	21	23	36	38	38		
		WNW	44	35	57	42	22	26	21	27	22	46	32	35	57		
		NW	45	44	59	53	68	39	33	29	33	46	45	50	68		
		NNW	53	72	48	67	76	37	38	37	39	37	44	59	76		
		N	176	155	215	150	114	106	147	183	126	210	134	105	152		
		(0.1%)	Hourly Occurrence Percentage	CALM	46	43	60	51	39	65	54	58	46	64	51	38	51
				NNE	27	21	47	44	54	74	74	56	47	63	32	22	47
				NE	26	21	36	56	55	78	46	66	53	72	19	19	46
				ENE	12	12	27	19	43	39	34	43	46	29	14	12	28
				E	9	7	13	21	13	13	12	20	25	23	11	14	15
				ESE	11	13	15	11	5	7	9	12	4	8	6	11	9
				SE	16	7	19	22	23	19	11	17	18	8	17	15	16
				SSE	28	46	69	54	46	88	46	51	74	54	38	33	52
				S	126	174	149	201	251	215	156	140	227	146	171	134	174
SSW	121			112	75	119	109	67	90	65	100	53	146	123	98		
SW	46			48	30	28	32	18	30	36	25	7	54	34	32		
WSW	32			18	22	14	24	17	19	15	15	16	39	38	22		
W	32			13	24	13	15	10	12	12	21	14	32	36	19		
WNW	24			54	27	26	20	22	27	39	25	40	35	55	33		
NW	125			132	78	68	67	60	97	82	54	69	106	127	89		
NNW	142	124	94	101	89	104	138	105	92	124	96	183	116				

Element		1	2	3	4	5	6	7	8	9	10	11	12		
Number of Days With Classified	Daily Max. Temp.	0.0	13	4	1								1	14	33
		0.1 ~ 10.0	18	24	21	1							18	16	98
		10.1 ~ 20.0			9	22	9	4			7	27	11		89
		20.1 ~ 30.0				7	21	26	26	27	23	3			133
		30.1					1		5	4					10
	Daily Mean Temp.	-5.0	16	10										15	41
		-4.9 ~ 0.0	10	14	8								11	13	56
		0.1 ~ 10.0	5	4	23	18	1					14	18	2	85
		10.1 ~ 20.0				12	29	26		12	30	16	1		126
		20.1					1	4	31	19					55
	Daily Min. Temp.	-15.0	12	3										4	19
		-14.9 ~ -5.0	13	21	15							1	13	24	87
		-4.9 ~ 0.0	6	4	14	9						4	12	2	51
		0.1 ~ 10.0			2	21	24	11		1	16	18	5		98
		10.1					7	19	31	30	14	7			108
	Daily Precip.	0.1mm	4	3	7	7	5	10	17	19	7	8	7	3	97
		10.0mm				2	1	3	9	7	1		1		24
		30.0mm						1	4	1					6
		80.0mm													
		100.0mm													
	Hourly Max. Precip.	1.0mm	3	3	3	6	4	8	15	16	4	6	4	1	73
6.0mm						1	3	7	6	2				19	
10.0mm							2	4	2					8	
20.0mm							1	3	1					5	
30.0mm							1	1	1					3	
Daily Max. Wind Speed	0.5 ~ 3.3%								1					1	
	3.4 ~ 7.9%	17	10	15	5	11	18	21	25	21	24	9	4	180	
	8.0 ~ 13.8%	13	16	15	22	16	12	10	4	9	6	17	25	165	
	13.9%	1	2	1	3	4			1			4	1	17	
10 - Day Summary	Mean Temp. (0.1 )	1st	-5	-53	-5	78	145	147	224	231	164	138	68	-39	
		2nd	-74	-28	18	105	148	170	234	200	159	103	0	-80	
		3rd	-81	-16	24	114	164	194	224	198	147	72	-5	-36	
	Mean Max. Temp. (0.1 )	1st	47	10	51	150	217	211	266	288	239	187	142	7	
		2nd	-14	35	109	169	221	252	288	231	214	158	61	-21	
		3rd	-5	42	82	191	240	265	261	250	219	153	51	11	
	Mean Min. Temp. (0.1 )	1st	-56	-116	-55	10	66	83	193	187	105	102	-2	-98	
		2nd	-124	-104	-57	42	70	92	190	183	111	65	-55	-145	
		3rd	-161	-68	-28	23	89	140	191	153	88	8	-64	-91	
	Mean Wind Speed (0.1%)	1st	14	17	19	15	20	17	14	12	13	10	17	19	
		2nd	17	21	12	22	21	17	15	9	16	13	21	20	
		3rd	16	15	13	22	17	12	10	16	14	16	17	18	
Total Precip. (0.1mm)	1st			45	170	20	225	1965	210	10	140	65	10		
	2nd	90	90	5	365	35	60	575	930	220	150	5			
	3rd	55	70	85		190	675	370	690	65	40	155	40		

Element		1	2	3	4	5	6	7	8	9	10	11	12				
(0.1 )	Air Temp.	Mean	14	34	67	142	190	197	252	232	198	143	86	13	131		
	Mean Max.	58	85	118	202	247	252	292	270	250	190	133	60	180			
	Mean Min.	-25	-12	20	89	137	152	223	204	152	106	37	-29	88			
	Highest	133	165	175	299	339	316	359	309	299	257	212	129	359			
	Date	2	16	20	30	19	30	21	24	8	9	6	23	07/21			
	Lowest	-98	-70	-24	29	74	96	177	151	96	48	-28	-87	-98			
	Date	23	11	8	2	2	11	27	31	29	24	19	12	01/23			
(0.1mm)	Precip.	00~24h Total	425	35	470	440	135	255	2200	5350	500	1295	395	35	11535		
		Highest. 1 Daily	220	35	200	160	100	180	610	1300	180	725	350	35	1300		
	Hourly	80	10	70	45	40	90	225	340	75	315	85	15	340			
	Date	20	22	21	17	24	1	2	6	19	29	4	24	08/06			
(0.1%)	Wind	Mean Speed	39	42	32	35	35	28	24	20	26	23	40	42	32		
		Highest Gust Speed	220	209	160	191	243	155	127	139	138	152	210	193	243		
		Dir.	W	NNW	W	WSW	W	N	W	ESE	WNW	NNW	W	W	W		
(0.1%)	Wind Directions Only	Date	12	17	8	14	6	10	17	15	19	29	10	11	05/06		
		Hourly Occurrence Maximum Speed	21	58	43	52	71	56	41	42	47	72	53	22	72		
		NNE	45	57	81	61	63	65	56	49	50	84	51	24	84		
		NE	43	52	64	61	50	53	52	52	60	83	59	41	83		
		ENE	54	61	74	72	69	70	56	70	68	57	54	55	74		
		E	44	72	73	60	71	76	47	84	68	46	31	38	84		
		ESE	32	75	59	103	59	55	45	73	52	75	31	62	103		
		SE		34	62	41	33	14	24	24	30	28	29	20	62		
		SSE	31	29	16	27	23	24	16	21	20	14	30	38	38		
		S	46	49	22	36	37	24	34	38	31	20	53	32	53		
		SSW	65	72	51	83	94	51	65	37	54	49	65	73	94		
		SW	92	95	75	107	102	86	69	55	66	61	109	86	109		
		WSW	120	86	90	97	129	93	59	56	76	47	99	104	129		
		W	65	93	69	116	73	51	30	29	37	52	77	89	116		
		WNW	62	72	55	81	85	81	15	51	64	63	99	35	99		
		NW	63	103	68	97	112	99	39	66	61	70	85	15	112		
		NNW	23	44	66	49	44	51	37	50	48	71	42	4	71		
		N	1	4	4	1	5	24	42	32	1	15	3	1	11		
		(0.1%)	Hourly Occurrence Percentage	CALM	1	9	7	29	24	29	32	23	21	43	11	3	19
				NNE	7	18	22	63	99	74	107	43	15	35	14	1	42
NE	11			18	52	68	59	129	64	82	57	47	16	7	51		
ENE	19			12	69	71	69	146	76	102	89	54	23	18	62		
E	15			19	32	53	19	51	26	26	43	22	13	3	27		
ESE	7			13	27	26	15	19	19	17	24	20	6	8	17		
SE				3	26	17	8	8	9	11	19	16	8	4	11		
SSE	12			10	1	13	20	17	18	17	14	19	11	15	14		
S	30			13	28	38	22	28	42	40	21	39	34	20	30		
SSW	79			77	62	72	78	38	80	79	63	95	107	152	82		
SW	321			351	185	186	167	139	197	128	217	171	295	352	225		
WSW	384			342	349	232	274	210	216	266	340	292	319	342	297		
W	77			46	73	71	46	54	31	69	36	50	92	63	59		
WNW	26			24	28	29	23	10	7	24	18	27	20	8	20		
NW	9	28	26	21	32	11	23	26	13	27	20	3	20				
NNW	1	10	9	11	40	14	12	13	10	30	8		13				

Element		1	2	3	4	5	6	7	8	9	10	11	12			
Number of Days With Classified	Daily Max. Temp.	0.0	3											1	4	
		0.1 ~ 10.0	23	20	7	1							9	27	87	
		10.1 ~ 20.0	5	8	24	16	4					22	15	3	97	
		20.1 ~ 30.0				13	23	28	18	23	30	9	5		149	
		30.1					4	2	13	8					27	
	Daily Mean Temp.	- 5.0	2												1	3
		- 4.9 ~ 0.0	11	3											13	27
		0.1 ~ 10.0	18	24	26	5						2	17	17	109	
		10.1 ~ 20.0		1	5	22	19	15		2	18	29	12		123	
		20.1				3	12	15	31	29	12				102	
	Daily Min. Temp.	- 15.0														
		- 14.9 ~ - 5.0	8	2											11	21
		- 4.9 ~ 0.0	14	18	9									10	13	64
		0.1 ~ 10.0	9	8	22	23	5	2			1	15	16	7	108	
		10.1				7	26	28	31	31	29	16	3		171	
	Daily Precip.	0.1mm	6	1	6	9	3	5	16	19	5	11	4	1	86	
		10.0mm	2		1	1	1	1	6	11	2	3	1		29	
		30.0mm							2	6		1	1		10	
		80.0mm								2					2	
		100.0mm								2					2	
	Hourly Max. Precip.	1.0mm	4	1	6	7	3	4	12	16	6	10	3	1	73	
6.0mm		1		1			1	6	11	2	3	1		26		
10.0mm								4	6		2			12		
20.0mm								2	5		1			8		
30.0mm									2		1			3		
Daily Max. Wind Speed	0.5 ~ 3.3%															
	3.4 ~ 7.9%	6	2	4	2	6	13	15	21	12	19		1	101		
	8.0 ~ 13.8%	18	19	24	18	15	15	16	9	18	10	21	21	204		
	13.9%	7	7	3	10	10	2		1		2	8	9	59		
10 - Day Summary	Mean Temp. (0.1 )	1st	51	24	50	121	173	182	243	248	206	169	135	23		
		2nd	- 4	40	77	149	202	191	279	219	194	135	60	- 17		
		3rd	- 4	38	74	157	196	218	235	230	194	128	60	30		
	Mean Max. Temp. (0.1 )	1st	92	70	101	177	229	237	281	283	260	207	185	71		
		2nd	42	94	132	206	255	254	327	247	242	177	105	34		
		3rd	42	93	122	223	257	266	270	279	248	185	106	75		
	Mean Min. Temp. (0.1 )	1st	17	- 14	2	74	118	129	216	220	161	140	85	- 19		
		2nd	- 42	- 10	23	101	153	142	242	204	154	100	16	- 60		
		3rd	- 48	- 10	34	92	140	185	212	189	142	80	9	- 10		
	Mean Wind Speed (0.1%)	1st	34	45	40	29	34	32	22	21	23	20	40	40		
		2nd	40	44	28	38	41	28	35	18	28	20	39	44		
		3rd	42	35	29	37	30	24	16	22	28	29	40	41		
Total Precip. (0.1mm)	1st	120		80	195	10	215	1545	2055		435	375				
	2nd	220		85	240	25	30	195	2785	405	120					
	3rd	85	35	305	5	100	10	460	510	95	740	20	35			

		Element	1	2	3	4	5	6	7	8	9	10	11	12				
(0.1 )	Air Temp.	Mean	- 45	- 22	32	116	169	198	241	225	171	120	27	- 49	99			
		Mean Max.	23	48	105	193	250	277	291	284	247	194	99	13	169			
		Mean Min.	- 98	- 82	- 31	40	90	126	203	183	110	67	- 32	- 109	39			
		Highest	102	131	184	278	317	341	331	355	289	258	190	76	355			
		Date	8	16	19	30	20	18	14	5	9	10	2	23	08/05			
		Lowest	- 199	- 150	- 80	- 24	32	62	138	104	48	- 40	- 96	- 180	- 199			
		Date	24	2	8	3	7	12	27	31	30	31	25	20	01/24			
(0.1mm)	Precip.	00~24h Total	100	260	195	825	190	435	4235	2325	515	285	140	140	9645			
		Highest. 1	Daily	35	110	55	195	70	160	1450	485	220	80	55	80	1450		
			Date	20	20	25	17	13	24	3	21	11	2	26	24	07/03		
			Hourly	20	40	30	95	70	110	365	185	95	30	40	35	365		
		Date	20	20	27	18	13	24	3	11	20	11	10	24	07/03			
(0.1%)	Wind	Mean Speed	13	16	13	17	17	18	11	11	12	11	12	15	14			
		Highest Gust Speed	149	113	128	174	150	112	126	91	99	139	145	165	174			
		Dir.	WNW	WSW	NW	WSW	SW	E	WNW	WNW	E	ENE	NW	W	WSW			
		Date	12	20	8	18	13	1	14	21	17	22	15	11	04/18			
(0.1%)	Wind Directions Only	Hourly Occurrence Maximum Speed	NNE	13	26	8	14		14	15	10	21	26	28	16	28		
			NE	10	7	18		12	40	6	17	11	31	6	15	40		
			ENE	19	12	52	33	33	54	33	34	43	53	7	9	54		
			E	52	25	54	56	29	46	38	33	52	60	16	19	60		
			ESE	28	42	22	34	33	39	31	32	29	34	25	31	42		
			SE	23	30	32	34	30	31	27	34	26	34	34	30	34		
			SSE	15	19	14	24	21	22	20	19	21	21	23	22	24		
			S	23	17	27	21	19	30	25	18	21	22	23	22	30		
			SSW	31	30	25	35	33	35	38	26	18	18	45	24	45		
			SW	28	37	34	46	41	46	28	31	22	24	44	31	46		
			WSW	53	50	43	57	62	46	29	32	42	41	52	50	62		
			W	54	56	54	59	61	53	42	43	41	43	55	67	67		
			WNW	56	54	45	55	59	40	38	42	33	36	51	63	63		
			NW	5	22	31	28	25	27	26	13	29	18	41	9	41		
			NNW	14		21	33	17	19	5	15	28	23	16	18	33		
			N	4	4	21	24	15	18	15	9	11	20	6	6	24		
			(0.1%)	Hourly Occurrence Percentage	CALM	413	321	376	310	277	163	348	317	313	399	422	301	330
					NNE	4	1	3	3		3	7	3	1	4	3	1	3
					NE	3	3	3		1	13	3	4	6	5	1	4	4
					ENE	5	7	12	17	5	25	12	26	13	30	7	17	15
					E	38	28	36	54	31	65	43	71	57	90	21	63	50
					ESE	28	63	43	63	89	133	103	133	89	78	32	47	75
					SE	11	34	38	45	60	101	63	83	97	52	19	23	52
					SSE	13	10	8	13	36	42	36	31	53	34	15	26	26
					S	17	18	24	22	20	36	28	24	43	31	25	26	26
					SSW	28	30	24	31	31	35	26	24	28	27	33	39	30
					SW	40	28	28	40	50	38	36	36	40	35	54	55	40
WSW	114	112			78	99	77	81	50	50	57	36	83	113	79			
W	210	251			191	191	187	133	155	114	132	122	203	233	176			
WNW	73	85			117	93	125	114	82	73	57	46	75	44	82			
NW	1	7			11	8	5	11	4	5	10	4	3	3	6			
NNW	1		4	10	3	3	1	4	3	4	1	4	3					
N			4	3	3	6	3	1	1	3	1	1	2					



Element		1	2	3	4	5	6	7	8	9	10	11	12		
Number of Days With Classified	0.0	9	3										11	23	
	0.1 ~ 10.0	21	22	13	1							14	20	91	
	10.1 ~ 20.0	1	3	18	18	5	1				2	18	16	82	
	Daily Max. Temp.				11	24	20	18	22	28	13				136
	30.1					2	9	13	9						33
	- 5.0	14	6											15	35
	- 4.9 ~ 0.0	9	15	3									9	14	50
	0.1 ~ 10.0	8	7	28	6							7	19	2	77
	Daily Mean Temp.				24	28	16		4	30	24	2			128
	20.1					3	14	31	27						75
	- 15.0	6	1											7	14
	- 14.9 ~ - 5.0	18	21	10									12	22	83
	- 4.9 ~ 0.0	7	6	18	4							3	12	2	52
	Daily Min. Temp.			3	26	20	10				12	19	6		96
	0.1 ~ 10.0					11	20	31	31	18	9				120
	10.1														
	0.1mm	7	5	6	7	4	8	18	18	5	5	5	6		94
	Daily Precip.			1	6		2	9	9	2					29
	10.0mm														6
	30.0mm								4	2					1
80.0mm								1						1	
100.0mm								1						1	
1.0mm	2	3	4	6	4	7	16	16	6	5	2	3		74	
Hourly Max. Precip.				2	1	1	7	5	2					18	
6.0mm														8	
10.0mm							1	4	3					3	
20.0mm								3						1	
30.0mm								1						6	
0.5 ~ 3.3%	1							2	2		1			6	
Daily Max. Wind Speed															
3.4 ~ 7.9%	16	12	18	7	11	15	26	27	27	27	18	19		223	
8.0 ~ 13.8%	13	16	13	20	19	15	3	2	3	2	11	9		126	
13.9%	1			3	1						1	1	3	10	
10 - Day Summary	Mean Temp. (0.1 )	1st	2	- 39	8	99	162	172	239	251	182	155	74	- 36	
		2nd	- 64	- 23	43	117	158	199	246	218	170	120	8	- 84	
		3rd	- 71	- 1	43	133	186	224	237	208	160	88	- 1	- 30	
	Mean Max. Temp. (0.1 )	1st	65	30	75	175	239	243	288	315	260	220	160	26	
		2nd	4	53	136	187	238	286	302	266	242	184	71	- 13	
		3rd	3	64	105	217	271	301	284	272	240	180	68	25	
	Mean Min. Temp. (0.1 )	1st	- 45	- 93	- 48	27	80	103	205	205	122	110	7	- 94	
		2nd	- 114	- 94	- 35	52	83	112	203	186	115	75	- 50	- 151	
		3rd	- 132	- 54	- 11	41	107	164	200	160	95	20	- 55	- 85	
	Mean Wind Speed (0.1%)	1st	11	18	18	15	18	18	12	14	12	11	12	14	
		2nd	16	15	12	17	16	18	13	9	14	9	15	16	
		3rd	13	15	11	19	17	16	8	11	12	13	11	16	
Total Precip. (0.1mm)	1st	5		10	375	60	225	2860	390	25	185	65	40		
	2nd	40	175		450	70		760	795	325	100	5	10		
	3rd	55	85	185		60	210	615	1140	165		70	90		

Element		1	2	3	4	5	6	7	8	9	10	11	12		
(0.1 )	Air Temp.	Mean	- 44	- 23	32	114	165	199	242	228	170	120	25	- 47	98
		Mean Max.	21	42	104	193	249	275	285	281	245	196	94	8	166
		Mean Min.	- 105	- 87	- 35	35	82	130	208	185	110	62	- 39	- 103	37
		Highest	120	128	175	279	307	329	326	347	281	252	186	81	347
		Date	8	16	19	30	29	23	6	6	3	9	7	23	08/06
		Lowest	- 196	- 160	- 96	- 26	25	69	169	119	36	- 55	- 112	- 172	- 196
		Date	24	2	8	3	7	4	27	31	29	31	25	20	01/24
(0.1mm)	Precip. Highest. 1	00~24h Total	110	230	220	725	165	825	5640	2930	365	265	135		11610
		Daily	45	100	75	215	80	250	1070	520	160	115	100		1070
		Date	29	20	27	6	24	1	2	24	19	1	10		07/02
		Hourly	25	40	25	55	55	225	535	415	145	60	55		535
(0.1%)	Wind	Mean Speed	14	16	14	16	14	12	9	9	10	10	14	15	13
		Highest Gust Speed	98	109	114	125	159	91	84	80	107	86	111	136	159
		* Dir.	NW	NNW	NW	NNW	NW	WNW	WNW	NW	WNW	NW	NNW	NNW	NW
(0.1%)	Wind Directions Only	Date	12	24	9	29	6	9	14	24	19	29	15	11	05/06
		Hourly Occurrence Maximum Speed	15	16	15	8	8	19	7	12	9	19	14	17	19
		NNE	9	9	26	9	27	16	5	12		24	7	9	27
		NE	31	12	10	30		28	29	22	22	31	18	14	31
		ENE	28	12	40	37	14	20	21	25	27	23	14	10	40
		E	23	18	14	26	7	14	14	21	29	22	14	11	29
		ESE	26	26	29	43	34	21	25	37	34	27	15	19	43
		SE	29	32	34	45	39	39	30	40	31	29	37	41	45
		SSE	30	28	36	50	47	31	32	27	35	28	44	36	50
		S	20	23	32	34	29	17	21	22	26	21	38	18	38
		SSW		7	17	30	26	36	23	18	19	9	29	12	36
		SW	25	30	28	27	36	26	23	25	11	16	32	20	36
		WSW	25	28	37	41	34	38	24	30	32	27	43	19	43
		W	42	32	41	44	52	36	24	27	53	23	46	46	53
		WNW	54	58	54	62	62	43	39	39	42	52	65	67	67
		NW	51	57	50	57	49	45	36	40	40	47	51	50	57
		NNW	17	17	18	13	27	20	12	25	9	12	21	19	27
		N	335	249	339	288	286	271	375	343	401	382	311	282	322
		(0.1%)	Hourly Occurrence Percentage	CALM	7	3	9	10	4	8	3	12	6	7	7
NNE	4			6	7	3	9	7	3	9		4	3	7	5
NE	12			7	5	11		6	11	13	14	12	7	11	9
ENE	16			12	12	21	8	19	12	36	19	19	15	13	17
E	9			6	3	10	4	25	20	22	19	13	4	8	12
ESE	13			13	15	15	20	38	38	48	36	32	24	12	25
SE	50			39	60	68	74	71	89	59	70	79	56	58	65
SSE	50			30	47	46	55	72	98	58	67	65	33	34	55
S	7			3	13	13	23	25	23	26	29	11	14	12	17
SSW				4	7	13	9	8	22	15	8	4	6	3	8
SW	5			7	4	4	16	11	30	30	11	4	8	11	12
WSW	7			19	20	42	48	39	51	54	28	11	18	13	29
W	66			83	46	92	105	57	55	51	25	32	61	47	60
WNW	269			317	286	242	224	217	120	129	166	222	299	317	233
NW	130	182	120	108	103	106	46	81	96	93	118	144	110		
NNW	20	19	7	17	9	21	7	15	6	11	17	17	14		

Element		1	2	3	4	5	6	7	8	9	10	11	12			
Number of Days With Classified	Daily Max. Temp.	0.0	12	3										11	26	
		0.1 ~ 10.0	18	23	13	1							15	20	90	
		10.1 ~ 20.0	1	2	18	18	5	1				1	17	15		78
		20.1 ~ 30.0				11	25	21	20	22	29	14				142
		30.1					1	8	11	9						29
	Daily Mean Temp.	- 5.0	14	6											14	34
		- 4.9 ~ 0.0	9	15	4								11	13	52	
		0.1 ~ 10.0	8	7	27	7						8	16	4	77	
		10.1 ~ 20.0				23	29	16		5	30	23	3		129	
		20.1					2	14	31	26					73	
	Daily Min. Temp.	- 15.0	8	2											7	17
		- 14.9 ~ - 5.0	16	22	10							1	13	21	83	
		- 4.9 ~ 0.0	7	4	18	4						1	13	3	50	
		0.1 ~ 10.0			3	26	22	6			9	21	4		91	
		10.1					9	24	31	31	21	8			124	
	Daily Precip.	0.1mm	4	4	6	6	3	9	21	17	5	5	4		84	
		10.0mm		1		4		2	12	8	2	1	1		31	
		30.0mm							7	4					11	
		80.0mm							2						2	
		100.0mm							1						1	
	Hourly Max. Precip.	1.0mm	4	4	4	6	3	8	19	15	3	5	3		74	
6.0mm							2	10	9	1	1			23		
10.0mm							2	9	4	1				16		
20.0mm							1	4	1					6		
30.0mm								3	1					4		
Daily Max. Wind Speed	0.5 ~ 3.3%			1				4	4	2			2	13		
	3.4 ~ 7.9%	21	16	21	11	22	27	24	26	26	29	19	17	259		
	8.0 ~ 13.8%	10	12	9	19	8	3	3	1	2	2	11	12	92		
	13.9%					1								1		
10 - Day Summary	Mean Temp. (0.1 )	1st	8	- 39	7	100	157	173	241	252	185	161	75	- 33		
		2nd	- 65	- 21	43	113	156	200	243	226	168	116	3	- 81		
		3rd	- 74	- 5	44	128	181	225	243	209	158	88	- 3	- 27		
	Mean Max. Temp. (0.1 )	1st	68	17	72	175	241	242	281	308	256	221	155	23		
		2nd	- 2	51	134	186	239	288	296	270	241	185	65	- 19		
		3rd	- 1	61	106	218	266	295	280	267	237	184	62	19		
	Mean Min. Temp. (0.1 )	1st	- 44	- 94	- 57	30	73	107	207	205	129	114	4	- 87		
		2nd	- 124	- 96	- 40	45	77	118	206	193	107	63	- 58	- 150		
		3rd	- 142	- 67	- 11	29	94	165	212	160	94	14	- 64	- 76		
	Mean Wind Speed (0.1%)	1st	12	16	18	15	14	13	10	9	9	7	12	14		
		2nd	16	17	13	16	15	13	10	9	12	10	17	17		
		3rd	14	15	10	17	14	11	7	11	9	11	13	14		
Total Precip. (0.1mm)	1st			25	425		480	3590	445	15	205	105				
	2nd	20	150		300	85	35	1145	860	275	60	10				
	3rd	90	80	195		80	310	905	1625	75		20				

Element		1	2	3	4	5	6	7	8	9	10	11	12				
(0.1 )	Air Temp.	Mean	-63	-43	18	102	152	184	231	215	159	106	11	-62	84		
		Mean Max.	-5	15	79	169	219	248	266	257	222	171	69	-14	141		
		Mean Min.	-122	-110	-44	26	78	120	202	177	98	48	-53	-121	25		
		Highest	81	82	161	247	263	304	298	320	256	225	148	43	320		
		Date	8	17	30	30	29	23	25	5	26	8	8	23	08/05		
		Lowest	-232	-207	-95	-32	15	62	163	99	21	-64	-130	-204	-232		
		Date	24	2	8	3	8	4	27	31	29	31	19	13	01/24		
(0.1mm)	Precip.	00~24h Total	190	225	315	530	390	1505	6070	2455	220	350	445	235	12930		
		Highest. 1	Daily	85	80	75	125	155	475	1220	410	90	235	280	135	1220	
			Date	29	22	31	17	13	1	2	24	11	11	25	24	07/02	
			Hourly	15	30	30	50	155	430	435	305	75	80	135	35	435	
(0.1%)	Wind	Mean Speed	10	12	11	16	14	13	12	11	9	8	10	10	11		
		Highest Gust Speed	132	113	135	157	163	136	149	134	163	133	147	115	163		
		Dir.	WNW	SW	WSW	WSW	WSW	N	WSW	W	SW	ENE	SSW	W	SW		
(0.1%)	Wind Directions Only	Date	27	19	9	28	13	1	3	24	19	22	10	26	09/19		
		Hourly Occurrence Maximum Speed	17	23	23	28	20	28	26	28	47	29	11	15	47		
		NNE	13	6	40	39	20	22	18	14	27	44	8	16	44		
		NE	26	5	42	7	39	45	31	24	36	44		5	45		
		ENE	31	5	17	39	9	24	17	25	42	47	12	8	47		
		E	28	19	19	43	42	26	29	25	40	31	10	18	43		
		ESE	32	28	27	46	22	57	27	33	19	35	36	18	57		
		SE	15	31	24	45	47	26	24	36	30	27	21	28	47		
		SSE	24	28	31	34	42	31	27	39	31	27	36	37	42		
		S	21	32	37	34	47	39	29	37	27	30	44	22	47		
		SSW	17	26	23	54	48	32	70	46	42	53	40	20	70		
		SW	55	56	54	65	67	61	54	53	52	32	58	55	67		
		WSW	47	45	47	48	60	43	40	41	23	29	50	45	60		
		W	35	30	34	30	33	26	24	22	23	24	40	31	40		
		WNW	34	28	33	30	29	23	22	20	24	18	43	30	43		
		NW	40	45	33	40	26	52	22	27	23	23	26	48	52		
		NNW	21	24	40	34	31	22	19	19	23	18	21	18	40		
		(0.1%)	Hourly Occurrence Percentage	CALM	426	351	401	290	333	282	277	294	471	496	415	375	368
				NNE	13	12	17	8	11	24	11	16	11	13	4	14	13
				NE	9	3	7	15	13	15	5	15	15	13	1	10	10
ENE	4			1	11	7	3	25	13	26	18	26		3	11		
E	5			1	5	17	1	13	7	27	13	11	1	3	9		
ESE	16			7	22	21	15	28	22	63	49	50	7	17	26		
SE	19			34	40	43	51	85	52	114	60	108	21	28	55		
SSE	9			12	28	31	22	39	44	66	22	20	17	12	27		
S	11			22	19	22	13	61	56	71	40	28	14	14	31		
SSW	5			10	23	17	16	42	62	51	33	30	17	17	27		
SW	12			12	17	19	15	24	39	24	85	87	15	8	30		
WSW	43			85	83	124	101	74	109	52	63	26	79	58	74		
W	126			188	133	225	192	119	156	59	22	22	144	146	127		
WNW	105			68	60	60	62	51	51	26	13	16	83	106	58		
NW	90			86	63	32	63	42	46	22	22	24	76	106	56		
NNW	86			77	43	43	63	47	30	55	32	23	79	63	53		
N	19			28	27	26	26	31	20	19	29	8	25	22	23		

Element		1	2	3	4	5	6	7	8	9	10	11	12		
Number of Days With Classified	Daily Max. Temp.	0.0	17	9	1								2	20	49
		0.1 ~ 10.0	14	19	21	1						1	20	11	87
		10.1 ~ 20.0			9	24	9	2		1	6	23	8		82
		20.1 ~ 30.0				5	22	27	31	28	24	7			144
		30.1						1		2					3
	Daily Mean Temp.	- 5.0	20	12									3	19	54
		- 4.9 ~ 0.0	8	12	8								12	10	50
		0.1 ~ 10.0	3	4	23	15					1	13	14	2	75
		10.1 ~ 20.0				15	31	18		6	29	18	1		118
		20.1						12	31	25					68
	Daily Min. Temp.	- 15.0	12	6										10	28
		- 14.9 ~ - 5.0	14	19	14							1	16	18	82
		- 4.9 ~ 0.0	5	3	15	8						3	10	3	47
		0.1 ~ 10.0			2	22	23	10		1	16	21	4		99
		10.1					8	20	31	30	14	6			109
	Daily Precip.	0.1mm	6	5	8	9	7	10	20	17	4	6	9	7	108
		10.0mm				3	1	4	14	8		1	1	1	33
		30.0mm						2	8	4					14
		80.0mm							2						2
		100.0mm							1						1
	Hourly Max. Precip.	1.0mm	4	4	7	8	5	9	19	16	4	4	5	5	90
		6.0mm					2	3	13	9	1	1	1		30
		10.0mm					1	3	8	5			1		18
		20.0mm						2	5	1					8
30.0mm							2	4	1					7	
Daily Max. Wind Speed	0.5 ~ 3.3%		1						1	1	1	1		5	
	3.4 ~ 7.9%	25	16	25	9	16	24	24	28	26	27	19	22	261	
	8.0 ~ 13.8%	6	11	6	19	13	6	5	2	2	3	10	9	92	
	13.9%				2	2				1		1		7	
10 - Day Summary	Mean Temp. (0.1 )	1st	- 4	- 65	- 8	90	145	159	230	240	173	149	62	- 43	
		2nd	- 83	- 42	30	102	144	186	230	211	156	103	- 13	- 101	
		3rd	- 98	- 16	30	115	166	208	233	195	147	71	- 18	- 45	
	Mean Max. Temp. (0.1 )	1st	43	- 11	45	151	216	214	264	286	232	200	126	- 2	
		2nd	- 29	25	106	167	209	260	269	249	218	161	42	- 40	
		3rd	- 27	35	85	188	232	270	264	238	214	154	38	- 2	
	Mean Min. Temp. (0.1 )	1st	- 49	- 134	- 65	25	66	94	200	202	119	98	- 10	- 95	
		2nd	- 139	- 120	- 47	36	81	110	200	182	90	52	- 70	- 173	
		3rd	- 171	- 69	- 23	18	87	156	205	150	85	- 1	- 80	- 96	
	Mean Wind Speed (0.1%)	1st	9	10	14	15	15	16	13	10	6	10	10	11	
		2nd	11	14	9	17	14	11	11	12	11	7	11	11	
		3rd	10	11	10	16	12	11	11	11	8	8	10	9	
Total Precip. (0.1mm)	1st		20	80	230	65	670	3640	220	20	95	85	60		
	2nd	40	125		295	245	30	1865	1040	165	255	30	10		
	3rd	150	80	235	5	80	805	565	1195	35		330	165		

		Element	1	2	3	4	5	6	7	8	9	10	11	12				
(0.1 )	Air Temp.	Mean	- 40	- 21	34	120	169	199	240	223	174	120	30	- 45	100			
		Mean Max.	25	46	112	199	248	278	284	271	244	193	92	9	167			
		Mean Min.	- 95	- 86	- 30	47	97	134	208	188	123	70	- 27	- 99	44			
		Highest	98	117	180	272	301	339	323	345	280	255	180	75	345			
		Date	6	28	19	30	20	23	6	5	4	8	8	23	08/05			
		Lowest	- 176	- 141	- 78	- 15	53	64	173	125	42	- 38	- 96	- 175	- 176			
		Date	24	2	8	13	2	11	1	31	29	31	19	13	01/24			
(0.1mm)	Precip.	00~24h Total	110	115	240	740	255	820	5035	3860	280	590	225	205	12475			
		Highest. 1	Daily	70	70	140	185	135	240	1445	950	195	365	125	120	1445		
		Date	29	17	31	5	13	27	2	24	11	11	25	24	07/02			
		Hourly	15	35	35	55	120	225	290	645	60	125	55	35	645			
(0.1%)	Wind	Mean Speed	19	20	16	23	20	14	13	11	12	11	20	23	17			
		Highest Gust Speed	126	133	136	162	188	136	137	115	115	88	137	126	188			
		Dir.	SSW	SSW	SSW	S	SSW	SSW	S	SW	SSW	SSW	S	S	SSW			
		Date	12	25	9	14	6	9	9	24	28	30	14	11	05/06			
(0.1%)	Wind Directions Only	Hourly Occurrence Maximum Speed	NNE	38	18	58	46	38	53	54	38	43	45	21	23	58		
			NE	33	22	33	28	36	36	31	32	36	36	14	6	36		
			ENE	17	21	11	26	24	32	20	16	18	20	13	13	32		
			E		19	25	26	33	17	11	10	10		16		33		
			ESE		9	10	38	17	22	11	5	12	13	25	12	38		
			SE	23	9	27	25	38	10	8	26	10	10	22	26	38		
			SSE	39	34	45	39	26	31	15	20	37	29	30	44	45		
			S	67	51	65	68	74	46	29	29	41	37	59	60	74		
			SSW	68	76	73	98	80	65	47	53	63	48	67	66	98		
			SW	56	57	39	54	54	31	45	55	38	37	57	49	57		
			WSW	30	17	10	31	26	20	18	17	13	13	30	30	31		
			W	8	16	20	22	23	6	6	8	6	14	31	19	31		
			WNW	22	16	17	11	22	15		13	20	8	15		22		
			NW	26	22	15		11	14	7	7	11	10	29	19	29		
			NNW	12	17	23	10	13	18	15	10	13	17			23		
			N	14	14	21	13	19	15	16	11	11	14	14	9	21		
			(0.1%)	Hourly Occurrence Percentage	CALM	140	129	153	113	142	210	308	325	240	302	97	81	187
					NNE	52	30	86	72	31	131	99	218	107	140	21	11	84
					NE	16	10	40	63	38	119	51	126	118	132	8	1	61
					ENE	4	6	8	22	19	25	9	11	18	28	6	3	13
					E		3	11	18	4	15	1	4	7		3		5
					ESE		1	1	6	9	11	1	3	6	12	4	1	5
					SE	5	7	5	14	8	10	5	13	7	4	7	7	8
					SSE	35	31	50	32	26	36	11	20	25	35	32	13	29
S	198	223			281	201	218	139	43	55	157	171	200	180	172			
SSW	382	385			265	342	363	188	249	110	185	117	440	511	294			
SW	134	134			44	86	103	69	180	71	86	22	160	170	105			
WSW	11	6			9	13	8	14	23	9	11	3	6	13	11			
W	1	6			7	4	3	1	3	4	4	7	3	1	4			
WNW	4	4			5	4	8	4		4	7	3	1		4			
NW	3	9			5		1	7	1	3	4	4	3	3	4			
NNW	3	3			11	3	3	4	1	9	7	9			4			
N	12	10	17	8	16	17	13	13	11	12	10	4	12					

Element		1	2	3	4	5	6	7	8	9	10	11	12			
Number of Days With Classified	0.0	9	3											15	27	
	0.1 ~ 10.0	22	22	13								14	16		87	
	10.1 ~ 20.0		3	18	14	3	1			1	1	20	16		77	
	Daily Max. Temp.				16	27	19	20	23	29	11					145
	20.1 ~ 30.0					1	10	11	7							29
	30.1															
	- 5.0	14	5												14	33
	- 4.9 ~ 0.0	11	17	2									11	12		53
	0.1 ~ 10.0	6	6	29	6							8	14	5		74
	Daily Mean Temp.				24	27	14			6	29	23	5			128
	10.1 ~ 20.0					4	16	31	25	1						77
	20.1															
	- 15.0	6													5	11
	- 14.9 ~ - 5.0	17	25	9									11	22		84
	- 4.9 ~ 0.0	8	3	17	3							2	11	4		48
	Daily Min. Temp.			5	27	18	5				5	21	8			89
0.1 ~ 10.0					13	25	31	31	25	8					133	
10.1																
0.1mm	3	5	7	9	6	12	17	14	4	7	5	4			93	
10.0mm			1	3	1	2	10	10	1	1	1	1	1		31	
30.0mm							5	4		1					10	
Daily Precip.							2	1							3	
80.0mm							1								1	
100.0mm																
1.0mm	2	2	5	9	4	11	15	13	2	4	3	3			73	
6.0mm					1	2	11	10	1	2					27	
10.0mm					1	1	7	7		1					17	
Hourly Max. Precip.						1	4	2							7	
20.0mm							1								1	
30.0mm									1							
0.5 ~ 3.3%	4	3						1		2	1		1		12	
3.4 ~ 7.9%	18	11	19	7	14	17	24	29	23	28	16	15			221	
Daily Max. Wind Speed	9	14	12	20	15	13	6	2	5	2	14	15			127	
8.0 ~ 13.8%				3	2										5	
13.9%																
10 - Day Summary	Mean Temp.	1st	6	- 41	15	104	163	171	237	252	188	156	86	- 24		
		2nd	- 59	- 15	43	120	162	202	248	217	168	115	5	- 83		
		3rd	- 64	- 5	43	137	181	223	237	203	167	92	- 1	- 28		
	Mean Max. Temp.	1st	67	21	83	183	246	247	283	309	256	215	151	28		
		2nd	13	54	141	195	238	292	294	254	236	184	66	- 23		
		3rd	- 3	68	111	217	260	297	275	253	239	181	59	21		
	Mean Min. Temp.	1st	- 40	- 97	- 46	37	87	110	202	212	141	116	22	- 78		
		2nd	- 115	- 90	- 37	57	97	122	213	188	117	69	- 52	- 147		
		3rd	- 128	- 69	- 10	47	106	170	208	166	112	28	- 52	- 75		
	Mean Wind Speed	1st	18	19	20	17	22	15	14	8	9	11	21	24		
		2nd	21	24	13	25	23	16	16	12	13	8	21	24		
		3rd	19	16	15	25	17	13	10	13	14	13	20	22		
Total Precip.	1st		5	20	370	35	330	4095	375	5	150	95	60			
	2nd		80		275	160	15	260	1365	270	435		10			
	3rd	110	30	220	95	60	475	680	2120	5	5	130	135			

Element		1	2	3	4	5	6	7	8	9	10	11	12				
(0.1 )	Air Temp.	Mean	-34	-17	39	122	171	203	245	226	176	123	33	-40	104		
	Mean Max.	27	47	113	199	251	280	289	276	248	197	93	11	169			
	Mean Min.	-88	-78	-25	50	96	138	213	188	122	71	-24	-94	47			
	Highest	98	115	182	279	296	334	325	346	281	251	181	71	346			
	Date	8	28	30	30	19	23	6	5	4	8	8	23	08/05			
	Lowest	-158	-136	-81	-10	52	73	177	124	42	-28	-97	-175	-175			
	Date	23	11	8	3	7	11	1	30	29	31	19	12	12/12			
(0.1mm)	Precip.	00~24h Total	70	100	195	590	190	330	5335	4940	235	355	205	160	12705		
		Highest. 1 Daily	40	45	105	180	85	135	1460	1115	165	190	115	110	1460		
	Date	29	17	31	5	13	7	10	10	11	11	3	24	07/10			
	Hourly	15	25	20	55	85	50	470	515	55	50	115	30	515			
Date	27	17	31	18	13	6	14	10	19	11	3	24	08/10				
(0.1%)	Wind	Mean Speed	11	12	12	14	12	10	7	7	7	8	11	10	10		
		Highest Gust Speed	127	113	113	170	159	119	128	91	88	94	167	113	170		
		* Dir.	WNW	NW	NNW	SE	ESE	NNW	NNE	SE	WSW	SSE	NNW	NNW	SE		
(0.1%)	Wind Directions Only	Date	10	20	9	14	25	4	14	24	28	22	24	16	04/14		
		Hourly Occurrence Maximum Speed	18	8	27	20	13	15	11	17	13	5	20	26	27		
		NNE	24	7	15	20	17	14	11	21	12	8	5	9	24		
		NE	10	10	16	22	26	12	24	12	16	6	16	10	26		
		ENE	5	6	16	25	21	20	21	22	7	10	20		25		
		E	35	34	17	62	43	37	34	32	30	18	39	24	62		
		ESE	52	41	35	83	63	37	39	24	27	26	55	35	83		
		SE	28	24	34	53	39	47	24	31	43	38	26	20	53		
		SSE	24	21	43	30	39	49	38	27	36	31	16	18	49		
		S	23	27	27	28	23	30	25	23	33	28	14	20	33		
		SSW	20	22	27	28	36	38	24	15	15	13	21	15	38		
		SW	22	24	23	20	20	19	12	26	38	27	22	23	38		
		WSW	37	25	28	34	33	30	14	26	19	29	38	42	42		
		W	38	39	42	46	37	32	35	32	38	33	42	44	46		
		WNW	41	40	34	54	47	46	29	29	36	40	54	46	54		
		NW	44	38	42	42	47	36	15	28	22	39	49	46	49		
		NNW	31	39	35	38	25	22	11	21	12	23	31	41	41		
		(0.1%)	Hourly Occurrence Percentage	CALM	183	177	246	176	218	236	499	468	403	397	304	360	307
				NNE	8	3	7	15	12	3	12	9	6	1	6	1	7
				NE	4	1	1	8	8	7	4	9	6	4	1	3	5
				ENE	3	3	7	7	16	14	13	12	6	3	4	1	7
				E	1	3	8	19	23	14	12	19	6	3	3		9
				ESE	13	12	16	28	34	26	55	31	29	12	17	9	24
				SE	81	82	63	117	118	106	112	73	78	60	47	55	83
				SSE	39	42	62	64	52	64	70	69	58	63	32	23	53
				S	23	12	15	13	26	43	28	44	39	44	6	5	25
				SSW	8	10	8	8	11	18	9	13	15	19	11	3	11
SW	13			9	11	14	9	8	5	4	14	15	10	11	10		
WSW	13			10	16	8	16	7	4	8	13	23	15	26	13		
W	35			24	34	40	32	36	16	27	28	27	31	40	31		
WNW	112			138	99	104	79	69	31	50	93	75	107	106	88		
NW	274			263	203	192	180	154	58	58	120	159	228	204	174		
NNW	165			182	176	147	134	149	38	77	70	78	146	128	124		
N	24			28	28	39	31	46	34	30	18	17	33	24	29		



Element		1	2	3	4	5	6	7	8	9	10	11	12			
Number of Days With Classified	Daily Max. Temp.	0.0	8	2										13	23	
		0.1 ~ 10.0	23	23	12	1							15	18	92	
		10.1 ~ 20.0		3	19	11	1	1				19	15		69	
		20.1 ~ 30.0				18	30	18	18	24	30	12			150	
		30.1						11	13	7					31	
	Daily Mean Temp.	- 5.0	11	5											12	28
		- 4.9 ~ 0.0	12	15	2								10	15	54	
		0.1 ~ 10.0	8	8	29	5						7	15	4	76	
		10.1 ~ 20.0				25	28	14		6	27	24	5		129	
		20.1					3	16	31	25	3				78	
	Daily Min. Temp.	- 15.0	2												4	6
		- 14.9 ~ - 5.0	21	23	6								11	23	84	
		- 4.9 ~ 0.0	8	5	20	2						2	10	3	50	
		0.1 ~ 10.0			5	27	18	5			7	21	9	1	93	
		10.1				1	13	25	31	31	23	8			132	
	Daily Precip.	0.1mm	3	4	4	9	3	7	16	14	3	6	4	4	77	
		10.0mm			1	2		2	11	9	1	1	1	1	29	
		30.0mm							7	6					13	
		80.0mm							1	2					3	
		100.0mm							1	1					2	
	Hourly Max. Precip.	1.0mm	2	2	4	7	3	6	15	14	2	6	3	2	66	
		6.0mm					2		12	10			1		25	
		10.0mm							7	6			1		14	
		20.0mm							3	4					7	
30.0mm								1	3					4		
Daily Max. Wind Speed	0.5 ~ 3.3%	4	2			1		5	3	3	4		1	23		
	3.4 ~ 7.9%	19	19	22	12	19	19	23	25	23	24	17	23	245		
	8.0 ~ 13.8%	8	7	9	14	9	11	3	3	4	3	11	7	89		
	13.9%				4	2						2		8		
10 - Day Summary	Mean Temp. (0.1 )	1st	11	- 34	18	108	165	177	241	254	193	160	89	- 22		
		2nd	- 53	- 14	50	124	164	204	249	222	170	117	8	- 79		
		3rd	- 57	1	49	135	182	228	246	206	164	96	2	- 21		
	Mean Max. Temp. (0.1 )	1st	72	24	82	179	248	250	285	312	261	218	155	28		
		2nd	10	54	142	197	241	290	302	261	243	190	66	- 22		
		3rd	1	68	116	221	263	300	281	258	240	184	60	26		
	Mean Min. Temp. (0.1 )	1st	- 39	- 87	- 45	43	89	110	208	213	145	118	28	- 77		
		2nd	- 107	- 84	- 26	60	93	128	213	190	116	67	- 47	- 139		
		3rd	- 116	- 61	- 5	48	106	175	218	165	106	32	- 53	- 69		
	Mean Wind Speed (0.1%)	1st	10	12	15	11	13	11	7	6	5	6	10	11		
		2nd	13	14	11	15	13	10	7	6	9	7	13	11		
		3rd	11	11	9	17	11	9	7	7	8	9	11	9		
Total Precip. (0.1mm)	1st				360	25	260	4055	1800	5	105	165	35			
	2nd		85		225	85	25	615	1260	230	250	5	5			
	3rd	70	15	195	5	80	45	665	1880			35	120			

Element		1	2	3	4	5	6	7	8	9	10	11	12					
(0.1 )	Air Temp.	Mean	-55	-38	22	104	152	182	226	207	157	106	12	-63	84			
		Mean Max.	10	28	96	183	233	260	272	258	230	181	75	-5	152			
		Mean Min.	-114	-107	-40	31	78	118	193	171	102	50	-47	-121	26			
		Highest	77	93	166	260	290	309	306	322	263	238	158	59	322			
		Date	7	28	30	30	20	23	14	5	4	8	8	23	08/05			
		Lowest	-193	-179	-101	-32	8	53	157	111	23	-57	-119	-218	-218			
		Date	24	2	8	3	7	11	26	30	29	31	19	13	12/13			
(0.1mm)	Precip.	00~24h Total	100	80	135	510	305	440	6795	3645	370	160	360	135	13035			
		Highest. 1	Daily	55	35	70	140	155	110	1735	1685	270	105	200	65	1735		
			Date	27	19	31	5	13	7	8	10	19	11	3	24	07/08		
			Hourly	25	10	25	55	130	45	500	440	130	20	100	20	500		
	Date	27	20	31	17	13	9	8	10	19	11	3	24	07/08				
(0.1%)	Wind	Mean Speed	10	11	12	14	13	12	7	8	10	10	11	9	11			
		Highest Gust Speed	134	108	126	140	147	96	83	82	127	95	178	121	178			
		Dir.	NW	NW	NNW	NNW	NW	NW	SSE	WNW	WNW	ESE	NW	WNW	NW			
		Date	10	24	10	12	6	1	9	26	19	22	15	11	11/15			
(0.1%)	Wind Directions Only	Hourly Occurrence Maximum Speed	NNE	10	16	21	5	14	17	27	18	20	22	8	27			
			NE		7		17	13	25	14	15	16	15	11	11	25		
			ENE	17		31	23	16	22	24	20	22	23	18	9	31		
			E	24	17	38	36	33	35	32	28	30	47	18	12	47		
			ESE	16	21	31	33	36	32	28	22	30	43	17	13	43		
			SE	32	28	34	40	28	28	20	23	29	37	23	26	40		
			SSE	21	16	21	37	22	22	18	14	17	18	19	13	37		
			S	23	14	28	19	42	13	14	13	13	13	15	20	42		
			SSW	22	14	20	27	32	20	13	15	18	11	21	15	32		
			SW	28	25	27	28	38	29	16	11	17	17	27	23	38		
			WSW	30	26	27	43	33	25	13	21	21	17	34	27	43		
			W	40	27	38	46	38	27	13	14	31	25	50	36	50		
			WNW	60	40	63	57	59	40	32	30	37	37	58	50	63		
			NW	58	51	51	54	45	36	27	32	35	40	57	46	58		
			NNW	17	25	14	22	18	26	9	34	21	14	19	13	34		
			N	8	8	18	20	46	16	17	13	16	12	25	6	46		
			(0.1%)	Hourly Occurrence Percentage	CALM	296	265	254	203	173	190	388	376	225	231	317	413	278
					NNE	4	4	4	1	3	8	12	9	7	5	4		5
					NE		4		6	1	15	7	12	4	5	1	1	5
					ENE	13		11	11	12	29	16	17	22	20	6	3	13
					E	11	10	27	46	31	53	40	55	28	32	7	9	29
					ESE	27	33	30	58	42	74	24	59	53	46	25	23	41
					SE	63	71	77	65	85	67	48	40	61	89	67	48	65
					SSE	27	19	39	54	30	17	27	38	39	31	24	22	30
					S	20	10	12	13	15	10	16	11	18	17	13	24	15
					SSW	8	12	13	21	22	10	20	5	21	7	13	15	14
					SW	26	27	16	28	17	11	17	11	17	15	33	26	20
WSW	50	34			35	43	47	28	19	19	26	16	50	38	34			
W	62	60			63	69	66	36	28	16	38	39	68	89	53			
WNW	256	280			272	267	347	361	231	214	335	319	247	204	277			
NW	127	156			136	96	94	72	85	94	94	114	110	75	104			
NNW	8	12	7	14	9	14	11	17	11	12	13	8	11					
N	3	1	5	6	7	6	9	5	1	1	4	3	4					

Element		1	2	3	4	5	6	7	8	9	10	11	12			
Number of Days With Classified	Daily Max. Temp.	0.0	14	4									1	17	36	
		0.1 ~ 10.0	17	24	18	2							19	14	94	
		10.1 ~ 20.0			13	20	7	1			2	23	10		76	
		20.1 ~ 30.0				8	24	25	28	25	28	8				146
		30.1						4	3	6						13
	Daily Mean Temp.	- 5.0	17	9									1	18	45	
		- 4.9 ~ 0.0	11	16	5								13	11	56	
		0.1 ~ 10.0	3	3	26	12					1	14	14	2	75	
		10.1 ~ 20.0				18	31	18		11	29	17	2		126	
		20.1						12	31	20					63	
	Daily Min. Temp.	- 15.0	8	4										11	23	
		- 14.9 ~ - 5.0	19	22	12							1	16	16	86	
		- 4.9 ~ 0.0	4	2	16	7						3	9	4	45	
		0.1 ~ 10.0			3	23	22	11			14	21	5		99	
		10.1					9	19	31	31	16	6			112	
	Daily Precip.	0.1mm	3	5	3	8	7	13	16	14	3	4	3	4	83	
		10.0mm				2	2	2	9	5	1	1	1		23	
		30.0mm							6	4					10	
		80.0mm							4	1					5	
		100.0mm							3	1					4	
Hourly Max. Precip.	1.0mm	2	3	3	7	5	10	16	12	2	3	3	3	69		
	6.0mm					1		9	7	1		1		19		
	10.0mm					1		8	5	1		1		16		
	20.0mm							4	2					6		
	30.0mm							2	2					4		
Daily Max. Wind Speed	0.5 ~ 3.3%	4	3		1		2	6	5	1	2	2	6	32		
	3.4 ~ 7.9%	18	13	19	9	21	22	23	25	26	26	18	14	234		
	8.0 ~ 13.8%	9	12	12	19	9	6	2	1	3	3	9	11	96		
	13.9%				1	1						1		3		
10 - Day Summary	Mean Temp.	1st	- 10	- 56	- 2	88	148	153	221	235	176	142	70	- 45		
		2nd	- 72	- 37	33	107	146	184	234	203	151	101	- 10	- 108		
		3rd	- 80	- 18	35	117	162	208	223	186	144	77	- 23	- 40		
	Mean Max. Temp.	1st	54	7	64	164	233	231	269	296	243	201	141	11		
		2nd	- 6	33	123	180	224	269	285	244	226	177	47	- 39		
		3rd	- 16	48	101	205	242	280	262	238	223	168	38	11		
	Mean Min. Temp.	1st	- 60	- 121	- 62	20	63	88	188	194	129	102	5	- 97		
		2nd	- 131	- 113	- 43	44	79	110	197	172	96	46	- 67	- 178		
		3rd	- 147	- 83	- 19	28	90	155	195	149	82	6	- 79	- 91		
	Mean Wind Speed	1st	9	10	14	11	14	12	8	8	8	9	10	9		
		2nd	12	12	12	14	13	13	7	6	11	10	12	10		
		3rd	10	11	10	16	13	11	6	8	11	11	10	9		
Total Precip.	1st		5		255	10	315	4470	1910	5	50	270	50			
	2nd		60		250	175	45	130	605	365	105		15			
	3rd	100	15	135	5	120	80	2195	1130		5	90	70			

Element		1	2	3	4	5	6	7	8	9	10	11	12					
(0.1 )	Air Temp.	Mean	- 45	- 24	35	119	173	212	256	237	180	122	23	- 49	103			
		Mean Max.	33	49	118	203	255	285	301	290	260	207	98	13	176			
		Mean Min.	- 113	- 97	- 40	35	90	140	222	197	118	61	- 45	- 111	38			
		Highest	119	117	189	284	299	335	338	368	296	265	181	82	368			
		Date	8	28	30	30	3	23	20	5	4	2	8	23	08/05			
		Lowest	- 192	- 176	- 91	- 23	31	70	181	120	35	- 55	- 111	- 198	- 198			
		Date	24	2	8	3	7	11	1	31	29	31	19	13	12/13			
(0.1mm)	Precip.	00~24h Total	105	90	175	645	150	660	6125	3925	670	450	285	220	13500			
		Highest. 1	Daily	50	50	70	260	65	300	1615	835	355	360	175	105	1615		
			Date	27	17	31	5	13	27	2	15	19	11	25	24	07/02		
			Hourly	35	25	30	65	65	300	330	475	340	120	75	30	475		
	Date	27	17	26	6	13	27	10	24	19	11	25	24	08/24				
(0.1%)	Wind	Mean Speed	10	10	11	14	12	12	8	7	7	6	9	10	10			
		Highest Gust Speed	106	109	129	137	154	103	110	98	158	87	130	120	158			
		Dir.	W	WNW	NW	WSW	WSW	SSW	SW	W	SSE	W	WNW	NW	SSE			
	Date	10	20	7	28	13	17	14	24	19	29	10	16	09/19				
(0.1%)	Wind Directions Only	Hourly Occurrence Maximum Speed	NNE	26	10	27	41	27	36	20	33	36	32	13	18	41		
			NE	31	20	43	47	31	30	27	33	39	36	6	7	47		
			ENE	31	13	45	21	15	45	36	26	29	37	11	6	45		
			E	19	13	18	36	12	33	16	26	17	17	13	10	36		
			ESE	23	9	30	26	19	19	15	15	29	14	18	10	30		
			SE	30	28	24	25	33	22	19	24	15	9	36	23	36		
			SSE	41	29	38	47	55	32	28	37	24	28	27	26	55		
			S	29	28	29	53	45	29	30	34	31	16	27	18	53		
			SSW	21	24	26	43	34	33	30	25	20	20	18	25	43		
			SW	39	34	54	49	66	41	32	26	30	31	39	32	66		
			WSW	32	43	49	64	53	49	31	31	37	27	43	26	64		
			W	45	49	54	55	52	30	56	30	50	29	41	56	56		
			WNW	56	60	49	54	54	40	34	37	39	43	50	48	60		
			NW	49	45	51	50	47	40	13	26	24	42	63	44	63		
			NNW	35	41	36	40	46	35	22	31	41	42	60	39	60		
			N	29	24	47	50	29	33	34	27	29	40	32	21	50		
			(0.1%)	Hourly Occurrence Percentage	CALM	532	500	449	381	397	333	484	477	548	601	507	491	475
					NNE	11	6	15	26	23	28	20	54	28	26	13	7	21
					NE	8	7	19	15	17	32	11	36	32	26	10	4	18
					ENE	7	1	24	10	20	22	18	11	19	20	8	5	14
					E	5	13	8	18	8	17	3	12	17	8	17	8	11
					ESE	13	3	14	10	13	11	4	7	13	9	11	8	10
					SE	11	31	20	21	24	28	24	19	13	11	25	28	21
					SSE	48	42	50	56	46	65	71	52	47	31	46	51	51
					S	31	36	49	35	30	44	63	48	32	30	40	42	40
					SSW	30	25	16	33	38	25	42	20	19	27	21	22	27
					SW	36	42	39	72	73	46	50	28	40	20	40	22	42
WSW	36	34			34	76	89	75	46	23	36	24	36	26	45			
W	71	79			72	78	71	61	43	30	35	38	64	89	61			
WNW	78	101			78	68	58	83	15	35	31	32	79	106	63			
NW	31	43	46	38	35	51	12	42	22	27	36	46	36					
NNW	20	16	28	32	22	31	34	56	39	26	18	26	29					
N	31	19	39	32	36	47	61	50	29	46	29	22	37					

Element		1	2	3	4	5	6	7	8	9	10	11	12		
Number of Days With Classified	Daily Max. Temp.	0.0	8	2										12	22
		0.1 ~ 10.0	20	23	10								15	19	87
		10.1 ~ 20.0	3	3	21	12	1	1				14	15		70
		20.1 ~ 30.0				18	30	16	16	20	30	17			147
		30.1						13	15	11					39
	Daily Mean Temp.	- 5.0	15	6										15	36
		- 4.9 ~ 0.0	10	17	2								11	13	53
		0.1 ~ 10.0	6	5	28	6						8	15	3	71
		10.1 ~ 20.0				24	28	14		4	27	23	4		124
		20.1					3	16	31	27	3				80
	Daily Min. Temp.	- 15.0	9	3										10	22
		- 14.9 ~ - 5.0	18	21	14							1	15	17	86
		- 4.9 ~ 0.0	4	4	13	3						2	10	4	40
		0.1 ~ 10.0			4	27	19	4			10	19	5		88
		10.1					12	26	31	31	20	9			129
	Daily Precip.	0.1mm	3	4	5	8	5	5	17	14	5	6	6	6	84
		10.0mm				2			3	11	8	2	1	1	29
		30.0mm						1	5	6	1	1			14
		80.0mm							3	1					4
		100.0mm							3						3
	Hourly Max. Precip.	1.0mm	3	4	4	7	5	5	17	11	3	5	4	3	71
6.0mm					2	1	3	13	9	3	1	1		33	
10.0mm							1	9	8	1	1			20	
20.0mm							1	5	1	1				8	
30.0mm							1	2	1	1				5	
Daily Max. Wind Speed	0.5 ~ 3.3%	4	3						2	1	6	5	4	4	29
	3.4 ~ 7.9%	19	16	20	12	23	18	27	27	22	23	18	16	241	
	8.0 ~ 13.8%	8	9	11	18	7	12	2	3	1	3	8	11	93	
	13.9%					1				1				2	
10 - Day Summary	Mean Temp. (0.1 )	1st	4	- 42	13	106	166	188	252	266	195	168	80	- 27	
		2nd	- 64	- 22	43	120	165	211	258	233	176	116	- 1	- 92	
		3rd	- 71	- 5	49	130	186	237	256	214	170	86	- 9	- 31	
	Mean Max. Temp. (0.1 )	1st	82	24	85	186	254	256	298	325	270	233	164	32	
		2nd	14	57	149	200	240	295	312	276	256	197	70	- 22	
		3rd	7	71	121	224	269	304	294	271	254	193	60	27	
	Mean Min. Temp. (0.1 )	1st	- 58	- 109	- 58	34	77	113	217	224	142	118	1	- 86	
		2nd	- 129	- 103	- 50	44	90	126	221	201	109	62	- 68	- 166	
		3rd	- 148	- 73	- 14	25	102	180	228	168	104	9	- 70	- 84	
	Mean Wind Speed (0.1%)	1st	8	10	15	11	13	14	8	6	5	7	9	10	
		2nd	12	11	9	15	13	11	8	8	9	5	11	11	
		3rd	8	9	9	16	12	11	7	7	7	7	8	10	
Total Precip. (0.1mm)	1st			10	380	35	310	4665	715	5	85	90	80		
	2nd	10	70		265	75		585	1780	580	365	10	25		
	3rd	95	20	165		40	350	875	1430	85		185	115		

Element		1	2	3	4	5	6	7	8	9	10	11	12			
(0.1 )	Air Temp.	Mean	-29	-12	47	123	175	215	258	245	200	140	41	-31	114	
		Mean Max.	26	43	116	189	241	274	296	290	263	209	100	17	172	
		Mean Min.	-82	-68	-14	64	113	161	228	210	144	85	-15	-80	62	
		Highest	105	111	177	245	285	322	334	339	300	278	187	92	339	
		Date	6	28	19	30	30	23	25	5	26	2	1	3	08/05	
		Lowest	-150	-121	-77	-2	64	112	204	135	69	-12	-95	-151	-151	
		Date	24	2	8	2	7	11	1	30	29	31	19	13	12/13	
(0.1mm)	Precip.	00~24h Total	105	85	70	740	210		3965	2850	255	215	180	395	9070	
		Highest. 1	Daily	35	30	50	350	135		1485	1095	240	100	80	135	1485
			Date	29	19	1	5	13		23	15	11	10	3	24	07/23
			Hourly	40	20	15	120	135		795	475	90	65	45	45	795
(0.1%)	Wind	Date	27	17	1	18	13		23	15	11	10	10	10	07/23	
		Mean Speed	9	12	12	15	12	10	8	9	9	8	12	12	11	
(0.1%)	Wind	Highest Gust Speed	106	106	124	125	135	137	109	110	89	109	98	100	137	
		Dir.	WNW	NW	NNW	WSW	W	ESE	W	W	W	N	NW	NW	ESE	
(0.1%)	Wind	Date	27	23	27	14	13	25	14	24	28	29	18	26	06/25	
		Hourly Occurrence Maximum Speed	15	15	10	20	17	17	10	10	20	15	18	11	20	
(0.1%)	Wind Directions Only	NNE	12	15	22	10	13	21	9	13	15	16		13	22	
		NE	15	9	14	22	14	29	11	10	20	17	14	12	29	
		ENE	21	13	26	27	23	26	26	39	30	45	17	13	45	
		E	30	23	20	37	14	24	27	33	42	41	20	19	42	
		ESE	21	16	21	36	28	24	25	31	17	28	23	22	36	
		SE	27	31	22	37	33	27	27	33	32	21	33	32	37	
		SSE	28	29	15	32	41	28	21	21	23	16	29	20	41	
		S	34	23	16	18	36	23	22	14	19	16	19	17	36	
		SSW		22	25	39	24	23	23	22	23	14	27	15	39	
		SW	22	25	51	56	39	42	29	43	28	20	24	23	56	
		WSW	27	40	41	47	59	43	32	31	32	24	36	25	59	
		W	35	39	37	42	37	30	27	33	35	38	31	26	42	
		WNW	46	50	46	44	44	40	26	30	38	49	50	50	50	
		NW	50	41	33	41	30	28	7	28	23	20	40	37	50	
		NNW	20	21	19	22	19	10	10	11	15	20	15	22	22	
		N	442	371	347	264	343	400	461	477	398	386	285	308	374	
		(0.1%)	Hourly Occurrence Percentage	CALM	4	6	7	6	3	4	1	8	14	15	10	5
NNE	1			4	7	1	3	8	4	9	11	13		1	5	
NE	4			4	4	6	8	8	3	9	13	7	7	7	7	
ENE	17			16	19	21	16	22	15	77	38	32	17	9	25	
E	26			16	27	29	11	25	16	50	47	38	26	36	29	
ESE	12			7	13	46	38	19	40	73	29	27	32	39	32	
SE	38			19	16	56	42	46	69	27	46	16	74	77	44	
SSE	15			22	4	42	30	13	42	19	10	11	31	30	22	
S	8			12	5	19	13	13	24	8	14	13	15	7	13	
SSW				18	17	35	19	15	36	4	13	7	11	9	15	
SW	8			30	50	92	83	43	77	31	18	16	17	26	41	
WSW	51			83	116	169	184	142	101	58	72	54	79	34	95	
W	85			94	122	75	109	115	78	60	99	99	86	69	91	
WNW	207			223	185	97	81	88	28	52	115	167	247	288	148	
NW	67			57	47	29	13	32	1	30	45	82	51	51	42	
NNW	15			16	13	14	5	7	4	8	19	17	13	5	11	

Element		1	2	3	4	5	6	7	8	9	10	11	12			
Number of Days With Classified	Daily Max. Temp.	0.0	10	3										14	27	
		0.1 ~ 10.0	20	23	7									15	17	82
		10.1 ~ 20.0	1	2	24	19	3	1					12	15		77
		20.1 ~ 30.0				11	28	24	16	18	30	19				146
		30.1						5	15	13						33
	Daily Mean Temp.	-5.0	12	1											11	24
		-4.9 ~ 0.0	10	17	3									9	13	52
		0.1 ~ 10.0	9	10	28	4						4	15	7		77
		10.1 ~ 20.0				26	28	11		3	13	25	6			112
		20.1					3	19	31	28	17	2				100
	Daily Min. Temp.	-15.0	1												1	2
		-14.9 ~ -5.0	20	22	3								10	23		78
		-4.9 ~ 0.0	9	6	16	1						2	11	5		50
		0.1 ~ 10.0	1		12	26	9				1	20	7	2		78
		10.1				3	22	30	31	31	29	9	2			157
	Daily Precip.	0.1mm	5	4	4	8	4		15	12	4	4	6	7		73
		10.0mm				2	1		7	5	1	1		1		18
		30.0mm				1			4	4						9
		80.0mm							2	1						3
		100.0mm							1	1						2
Hourly Max. Precip.	1.0mm	4	3	1	7	2		11	10	1	3	5	5		52	
	6.0mm				3	1		6	5	1	1				17	
	10.0mm				1	1		5	5						12	
	20.0mm							2	2						4	
	30.0mm							1	1						2	
Daily Max. Wind Speed	0.5 ~ 3.3%	1	1				1	2	2	3	1		1		12	
	3.4 ~ 7.9%	23	19	22	17	25	22	24	27	22	28	23	22		274	
	8.0 ~ 13.8%	7	8	9	13	6	7	5	2	5	2	7	8		79	
	13.9%															
10 - Day Summary	Mean Temp.	1st	22	-28	16	109	166	196	251	275	212	179	103	-13		
		2nd	-49	-8	59	125	168	215	260	241	197	127	16	-68		
		3rd	-56	4	66	135	190	235	262	222	192	115	5	-14		
	Mean Max. Temp.	1st	75	15	78	177	234	252	288	321	271	239	163	41		
		2nd	6	56	137	186	230	279	304	277	261	196	72	-19		
		3rd	1	61	131	205	256	293	296	273	257	193	65	29		
	Mean Min. Temp.	1st	-29	-71	-37	52	102	138	220	240	164	135	47	-64		
		2nd	-101	-75	-12	75	106	152	227	213	137	71	-41	-118		
		3rd	-112	-55	6	66	129	193	238	179	131	53	-51	-58		
	Mean Wind Speed	1st	11	11	16	13	13	12	10	6	6	8	13	13		
		2nd	8	14	11	16	13	10	8	9	12	7	13	12		
		3rd	8	13	10	16	11	8	5	11	10	9	11	11		
Total Precip.	1st		5	55	390	70		1680	25	10	135	135	175			
	2nd	20	55		350	140		555	1945	240	80	5	75			
	3rd	85	25	15				1730	880	5		40	145			

Element		1	2	3	4	5	6	7	8	9	10	11	12			
(0.1 )	Air Temp.	Mean	- 20	- 4	58	134	185	225	266	251	205	145	49	- 22	123	
		Mean Max.	35	51	125	204	258	291	308	299	272	215	109	25	183	
		Mean Min.	- 74	- 62	- 5	69	114	162	233	213	146	85	- 10	- 71	67	
		Highest	117	125	184	284	310	338	352	362	301	282	201	85	362	
		Date	8	28	19	30	30	23	25	5	8	2	7	23	08/05	
		Lowest	- 145	- 110	- 70	0	74	99	206	142	73	- 17	- 81	- 136	- 145	
		Date	24	2	8	2	7	11	1	31	29	31	19	14	01/24	
(0.1mm)	Precip.	00~24h Total	110	125	70	580	250	610	5340	3900	225	405	405	340	12360	
		Highest.	1 Daily	45	45	55	380	110	340	1190	1120	180	270	260	175	1190
			Date	29	22	1	5	23	26	10	10	11	11	25	24	07/10
			Hourly	35	20	25	85	90	230	345	350	40	110	145	55	350
(0.1%)	Wind	Date	27	17	1	5	23	26	16	10	11	11	25	24	08/10	
		Mean Speed	16	20	19	24	22	19	16	15	13	13	17	18	18	
		Highest Gust Speed	132	129	128	128	138	133	105	117	113	127	147	144	147	
Wind Directions Only	Hourly Occurrence Maximum Speed	* Dir.	NNW	NNW	N	SW	WSW	S	SW	WSW	SW	ENE	WSW	NW	WSW	
		Date	14	20	27	14	6	26	3	24	19	22	10	10	11/10	
		NNE	37	37	34	40	30	35	29	35	40	57	30	30	57	
		NE	33	37	52	43	35	36	31	31	44	61	17	33	61	
		ENE	19	37	23	38	33	29	29	31	43	25	23	20	43	
		E	14	20	26	29	20	33	28	36	33	29	27	13	36	
		ESE	14	17	20	50	20	30	19	36	17	26	14	14	50	
		SE	20	16	17	29	22	26	27	36	26	24	17	14	36	
		SSE	31	49	29	38	26	49	31	22	22	22	18	30	49	
		S	28	41	39	42	59	37	41	39	32	25	38	30	59	
		SSW	46	45	45	51	54	54	51	49	44	29	43	38	54	
		SW	41	54	62	71	71	61	54	55	58	37	58	41	71	
		WSW	38	55	69	64	69	57	49	47	45	32	47	48	69	
		W	35	33	64	45	47	53	29	26	37	26	48	34	64	
		WNW	52	47	49	43	55	39	12	26	33	46	45	52	55	
		NW	53	62	56	52	46	40	13	34	35	48	62	50	62	
		NNW	49	55	58	51	55	37	19	33	48	37	50	54	58	
		N	46	39	41	65	48	42	23	44	29	39	41	37	65	
		(0.1%)	Hourly Occurrence Percentage	CALM	241	167	192	119	160	117	175	211	262	242	211	180
NNE	35			25	19	24	12	26	31	86	42	73	17	35	36	
NE	42			22	22	17	13	35	32	48	102	90	13	15	38	
ENE	24			13	11	18	13	24	20	36	64	63	24	9	27	
E	9			10	23	22	13	19	20	47	23	34	10	13	20	
ESE	22			12	15	33	16	15	16	38	38	28	18	17	22	
SE	50			34	32	31	32	56	27	55	79	48	28	17	41	
SSE	73			100	85	67	106	92	54	73	75	58	53	60	74	
S	34			54	70	67	113	100	104	40	52	63	50	58	67	
SSW	36			65	96	143	132	114	188	67	31	15	82	70	87	
SW	40			74	101	197	176	136	216	69	52	28	96	73	105	
WSW	28			19	61	89	79	85	58	30	31	8	60	26	48	
W	19			21	23	32	34	32	12	11	28	16	22	13	22	
WNW	67			88	59	31	23	51	9	8	21	32	43	75	42	
NW	129			147	93	31	24	31	9	48	25	48	131	164	73	
NNW	110			103	74	46	30	35	11	71	23	71	110	128	67	
N	42			45	26	35	23	33	16	62	50	82	35	46	41	



Element		1	2	3	4	5	6	7	8	9	10	11	12			
Number of Days With Classified	Daily Max. Temp.	0.0	9	2										10	21	
		0.1 ~ 10.0	18	23	5								14	21	81	
		10.1 ~ 20.0	4	3	26	14						9	15		71	
		20.1 ~ 30.0				16	30	16	12	16	28	22	1		141	
		30.1					1	14	19	15	1				50	
	Daily Mean Temp.	- 5.0	10	1										7	18	
		- 4.9 ~ 0.0	11	17	1								7	13	49	
		0.1 ~ 10.0	10	10	30	2						2	18	11	83	
		10.1 ~ 20.0				28	24	4		2	10	24	5		97	
		20.1					7	26	31	29	19	5			117	
	Daily Min. Temp.	- 15.0												6	22	69
		- 14.9 ~ - 5.0	21	18	2									15	7	57
		- 4.9 ~ 0.0	8	10	15	1						1	15	7	83	
		0.1 ~ 10.0	2		14	27	9	1			1	19	8	2	155	
		10.1				2	22	29	31	31	28	11	1		155	
	Daily Precip.	0.1mm	4	4	3	6	5	7	22	16	4	4	7	6	88	
		10.0mm				1	1	1	11	8	1	1	1	1	26	
		30.0mm				1		1	7	3					12	
		80.0mm							1	2					3	
		100.0mm							1	2					3	
	Hourly Max. Precip.	1.0mm	3	4	1	5	4	7	17	15	3	3	6	5	73	
6.0mm					1	2	1	11	9		1	2		27		
10.0mm							1	8	7		1	1		18		
20.0mm							1	5	3					9		
30.0mm								3	2					5		
Daily Max. Wind Speed	0.5 ~ 3.3%															
	3.4 ~ 7.9%	19	10	13	5	15	17	23	25	25	27	13	15	207		
	8.0 ~ 13.8%	12	18	18	25	16	13	8	6	4	4	16	15	155		
	13.9%											1	1	2		
10 - Day Summary	Mean Temp.	1st	30	- 20	26	121	176	203	258	278	215	186	106	- 5		
		2nd	- 40	- 2	69	135	177	226	268	247	204	135	25	- 57		
		3rd	- 48	13	77	146	200	246	272	232	197	117	17	- 6		
	Mean Max. Temp.	1st	86	23	89	188	252	265	302	329	276	245	173	47		
		2nd	12	62	147	199	246	300	316	284	273	203	79	- 8		
		3rd	9	73	138	224	274	307	307	284	267	199	74	35		
	Mean Min. Temp.	1st	- 23	- 64	- 31	62	106	140	224	237	164	136	43	- 54		
		2nd	- 90	- 69	- 6	79	110	150	228	218	140	73	- 33	- 110		
		3rd	- 106	- 50	18	65	126	197	247	187	137	50	- 40	- 52		
	Mean Wind Speed	1st	14	19	22	20	21	22	18	11	8	14	16	19		
		2nd	18	22	16	27	25	19	16	16	17	12	18	19		
		3rd	16	19	19	25	20	16	15	18	14	14	17	16		
Total Precip.	1st			70	440	55	215	3100	1395	15	135	105	135			
	2nd	20	80		140	75		1270	1890	205	270	15	20			
	3rd	90	45			120	395	970	615	5		285	185			

Element		1	2	3	4	5	6	7	8	9	10	11	12					
(0.1 )	Air Temp.	Mean	- 41	- 21	37	123	173	207	249	235	182	128	32	- 42	105			
		Mean Max.	21	43	110	200	256	286	299	293	259	204	96	9	173			
		Mean Min.	- 91	- 77	- 23	49	99	139	214	194	126	77	- 23	- 90	50			
		Highest	122	117	180	284	300	343	341	361	297	273	181	79	361			
		Date	8	16	19	30	20	23	14	5	4	8	7	23	08/05			
		Lowest	- 183	- 154	- 73	- 15	53	83	184	125	63	- 30	- 99	- 166	- 183			
		Date	24	2	8	3	8	4	26	31	29	31	19	13	01/24			
(0.1mm)	Precip.	00~24h Total	180	155	240	455	425	910	5645	1990	120	235	370	180	10905			
		Highest. 1	Daily	80	70	55	110	145	215	895	315	70	165	240	110	895		
			Date	29	22	31	17	13	25	3	15	11	11	25	24	07/03		
			Hourly	35	20	35	40	145	210	450	260	25	60	95	25	450		
(0.1%)	Wind	Mean Speed	15	16	15	18	17	15	10	10	12	11	15	16	14			
		Highest Gust Speed	118	97	137	115	122	114	106	101	101	94	107	110	137			
		Dir.	SW	S	S	S	S	SSE	SSW	S	SSE	SSE	SE	SSE	S			
		Date	27	20	9	18	14	9	3	24	19	29	10	26	03/09			
(0.1%)	Wind Directions Only	Hourly Occurrence Maximum Speed	NNE	25	25	46	26	35	46	24	31	33	32	24	26	46		
			NE	32	23	43	28	21	30	15	21	20	18	28	25	43		
			ENE	29	34	32	30	24	33	12	16	21	16	47	34	47		
			E	37	28	32	19	27	18	15	12	13	15	16	36	37		
			ESE	17	13	20	23	22	15	18		15	11	13	28	28		
			SE		16	40	33	21	28	14	16	14	38	30	15	40		
			SSE	52	52	54	56	67	58	34	56	47	55	61	70	70		
			S	59	49	58	58	70	47	55	52	58	51	50	45	70		
			SSW	36	39	37	43	44	45	61	51	41	30	43	25	61		
			SW	20	15	33	29	24	38	23	30	26	22	15	16	38		
			WSW	11	6	15	22	14	16	11	22	21	10	13		22		
			W		6	8	27	13	7		5	12	12	5	6	27		
			WNW	7		15	17				9	10	10	7		17		
			NW	11		10	17	12		7	19	31	11	8	11	31		
			NNW	22	11	17	33	18	23	24	24	27	43	12	14	43		
			N	30	28	42	51	23	30	22	27	34	48	25	25	51		
			(0.1%)	Hourly Occurrence Percentage	CALM	261	198	191	138	155	182	324	325	244	294	218	199	228
					NNE	85	60	85	72	70	86	77	105	79	86	79	85	81
					NE	36	33	54	44	31	49	15	40	49	38	28	28	37
					ENE	15	9	13	18	24	18	11	9	21	13	10	7	14
					E	9	7	11	8	11	1	4	5	8	11	7	5	7
					ESE	4	3	8	4	7	8	1		6	3	1	8	4
					SE		4	8	18	13	13	4	11	3	5	6	5	8
					SSE	74	85	75	79	117	78	54	44	69	69	133	161	87
					S	319	394	363	375	383	354	292	267	354	274	319	335	335
					SSW	130	158	138	151	144	138	149	105	87	79	114	89	123
					SW	28	30	20	31	26	28	30	30	15	26	15	11	24
WSW	7	1			4	4	4	3	4	4	4	5	4		4			
W		1			5	6	1	3		1	3	11	1	1	3			
WNW	4				7	6				1	1	5	4		2			
NW	1				1	3	1		3	4	6	5	4	5	3			
NNW	5	3	3	11	1	11	9	15	14	24	14	5	10					
N	22	13	13	32	12	29	22	32	37	51	42	55	30					

Element		1	2	3	4	5	6	7	8	9	10	11	12			
Number of Days With Classified	Daily Max. Temp.	0.0	12	3										12	27	
		0.1 ~ 10.0	18	22	12	1							16	19	88	
		10.1 ~ 20.0	1	3	19	14	1	1				1	15	14		69
		20.1 ~ 30.0				15	30	15	17	18	28	16				139
		30.1						14	13	13						40
	Daily Mean Temp.	- 5.0	14	6											13	33
		- 4.9 ~ 0.0	10	15	3								10	15	53	
		0.1 ~ 10.0	7	7	28	3						8	16	3	72	
		10.1 ~ 20.0				27	27	13		4	24	23	4		122	
		20.1					4	17	30	27	5				83	
	Daily Min. Temp.	- 15.0	5	1											3	9
		- 14.9 ~ - 5.0	16	22	2								12	22	74	
		- 4.9 ~ 0.0	10	5	26	2						2	9	6	60	
		0.1 ~ 10.0			3	28	18	4			4	20	9		86	
		10.1					13	26	30	31	25	9			134	
	Daily Precip.	0.1mm	5	5	9	9	6	10	21	16	4	5	7	6	103	
		10.0mm				1	1	4	13	8		1	1	1	30	
		30.0mm							7	2					9	
		80.0mm							1						1	
		100.0mm														
	Hourly Max. Precip.	1.0mm	4	3	9	7	6	10	21	15	2	3	5	4	89	
6.0mm						2	3	10	6		1	1		23		
10.0mm						1	2	9	4					16		
20.0mm							1	6	1					8		
30.0mm								3						3		
Daily Max. Wind Speed	0.5 ~ 3.3%	1	1					4	5	3			2	16		
	3.4 ~ 7.9%	24	18	25	13	20	26	24	22	24	28	20	21	265		
	8.0 ~ 13.8%	6	9	6	17	11	4	2	4	2	3	10	8	82		
	13.9%															
10 - Day Summary	Mean Temp.	1st	11	- 40	11	108	167	183	245	259	194	169	87	- 25		
		2nd	- 60	- 18	50	122	163	208	250	231	179	124	8	- 78		
		3rd	- 69	- 2	50	138	188	230	251	216	172	95	2	- 25		
	Mean Max. Temp.	1st	71	16	77	180	249	252	294	323	269	233	156	24		
		2nd	- 3	52	139	200	246	299	308	282	256	193	68	- 19		
		3rd	- 3	66	114	222	271	308	294	274	251	186	63	21		
	Mean Min. Temp.	1st	- 32	- 87	- 42	42	93	116	210	215	143	125	22	- 72		
		2nd	- 111	- 84	- 22	55	93	128	212	198	120	77	- 42	- 135		
		3rd	- 127	- 56	- 7	50	110	175	219	173	115	34	- 49	- 66		
	Mean Wind Speed	1st	13	16	20	14	17	18	12	10	11	9	14	17		
		2nd	16	17	14	20	18	14	11	8	14	11	16	16		
		3rd	15	14	12	20	15	12	8	13	12	13	15	15		
Total Precip.	1st		5	75	200	85	200	3110	440	10	55	65	50			
	2nd	35	80		250	260	120	1990	940	95	180	35				
	3rd	145	70	165	5	80	590	545	610	15		270	130			

Element		1	2	3	4	5	6	7	8	9	10	11	12					
(0.1 )	Air Temp.	Mean	- 47	- 21	35	115	170	211	253	238	184	130	28	- 41	105			
		Mean Max.	27	49	120	202	260	291	303	295	264	214	105	22	179			
		Mean Min.	- 113	- 88	- 47	27	81	136	218	199	125	73	- 40	- 99	39			
		Highest	134	133	186	287	310	348	346	365	295	280	199	101	365			
		Date	8	16	30	30	29	23	20	5	8	8	7	23	08/05			
		Lowest	- 201	- 164	- 98	- 38	15	69	183	123	44	- 47	- 119	- 167	- 201			
		Date	23	2	8	3	8	4	27	31	29	31	19	12	01/23			
(0.1mm)	Precip.	00~24h Total	115	205	140	410	170	845	6165	3230	580	190	355	240	12645			
		Highest. 1	Daily	65	105	45	120	50	335	870	555	415	105	200	135	870		
			Date	29	22	31	5	24	25	10	21	19	1	25	24	07/10		
			Hourly	15	30	35	40	30	305	575	485	275	65	70	45	575		
(0.1%)	Wind	Mean Speed	15	18	17	19	17	16	12	12	12	12	12	15	15			
		Highest Gust Speed	108	111	127	135	121	101	116	95	181	107	111	106	181			
		Dir.	S	SSW	N	S	SSW	SW	SSE	NNE	N	NNW	SSW	SW	N			
		Date	27	20	27	14	14	9	3	28	19	22	10	11	09/19			
(0.1%)	Wind Directions Only	Hourly Occurrence Maximum Speed	NNE	45	46	25	40	27	38	10	28	19	24	16	28	46		
			NE	30	10	16	17	10	12	8	9	18	11	12	8	30		
			ENE	10			7	7	15	7	10	6	7	6	25	25		
			E		9	31	7	7	17	6	7	6	19	5	13	31		
			ESE	13	23	16	23	15	7	7	8	10	9	10	17	23		
			SE	24	28	42	30	26	25	17	17	16	30	32	25	42		
			SSE	44	42	46	70	67	51	45	49	46	33	61	50	70		
			S	77	74	59	82	69	47	69	56	47	50	63	55	82		
			SSW	50	61	72	67	64	51	27	39	59	59	59	54	72		
			SW	47	42	30	61	59	55	26	36	23	34	65	24	65		
			WSW	25	24	22	18	23	14	18	20	15	13	21	24	25		
			W	12	27	8	29	24	11	10	9	10	10	6	8	29		
			WNW	12		16	11	14	16	27	9	12	15	9	10	27		
			NW	22	16	13	20	18	20	18	43	12	27	13	12	43		
			NNW	32	33	30	42	25	35	36	39	40	39	45	36	45		
			N	44	45	64	55	28	51	28	42	77	64	55	29	77		
			(0.1%)	Hourly Occurrence Percentage	CALM	200	186	199	190	192	176	223	222	237	267	359	166	218
					NNE	51	34	50	25	35	44	26	43	89	79	45	46	47
					NE	5	9	5	4	9	4	7	15	18	15	10	9	9
					ENE	7			3	1	7	1	5	3	3	3	1	3
					E		4	5	3	5	10	1	11	1	5	4	7	5
					ESE	13	7	7	17	11	6	3	3	6	9	6	8	8
					SE	35	19	40	43	38	38	30	19	35	24	25	26	31
					SSE	60	70	77	96	94	115	175	89	75	35	57	67	84
					S	164	231	184	160	181	210	243	99	113	67	133	153	161
					SSW	109	171	169	206	181	118	69	74	60	75	108	85	118
					SW	9	21	12	53	48	22	20	35	15	22	14	15	24
WSW	4	4			12	8	9	11	7	11	13	11	3	5	8			
W	1	4			1	3	8	3	5	4	4	5	1	1	4			
WNW	7				5	3	7	1	4	7	15	5	1	4	5			
NW	5	6			5	6	9	17	13	12	7	20	7	4	9			
NNW	101	57	54	57	39	57	65	77	74	81	60	156	73					
N	227	176	173	125	130	161	109	276	234	276	164	246	192					

Element		1	2	3	4	5	6	7	8	9	10	11	12			
Number of Days With Classified	Daily Max. Temp.	0.0	10	3										10	23	
		0.1 ~ 10.0	19	22	8									15	20	84
		10.1 ~ 20.0	2	3	23	16	1	1					13	15	1	75
		20.1 ~ 30.0				14	28	14	14	16	30	18				134
		30.1					2	15	17	15						49
	Daily Mean Temp.	-5.0	15	5											13	33
		-4.9 ~ 0.0	10	16	3									11	16	56
		0.1 ~ 10.0	6	7	28	5						6	16	2	70	
		10.1 ~ 20.0				25	27	13		4	24	25	3		121	
		20.1					4	17	31	27	6				85	
	Daily Min. Temp.	-15.0	9	2											5	16
		-14.9 ~ -5.0	18	24	16									13	21	92
		-4.9 ~ 0.0	4	2	14	7						2	13	5	47	
		0.1 ~ 10.0			1	23	23	6			4	19	4		80	
		10.1					8	24	31	31	26	10			130	
	Daily Precip.	0.1mm	4	4	7	7	5	9	21	14	4	5	8	7	95	
		10.0mm		1		1		3	14	7	2	1	1	1	31	
		30.0mm						1	7	6	1				15	
		80.0mm							2						2	
		100.0mm														
	Hourly Max. Precip.	1.0mm	4	3	6	6	5	8	18	13	3	4	8	5	83	
6.0mm							3	13	8	1	1	1		27		
10.0mm							3	8	7	1				19		
20.0mm							1	7	4	1				13		
30.0mm							1	5	2					8		
Daily Max. Wind Speed	0.5 ~ 3.3%	1							2	1			4	8		
	3.4 ~ 7.9%	20	16	20	10	19	19	24	24	24	27	18	23	244		
	8.0 ~ 13.8%	10	12	11	20	12	11	7	5	4	4	12	4	112		
	13.9%									1				1		
10 - Day Summary	Mean Temp. (0.1 )	1st	5	-37	10	104	160	184	250	264	196	176	80	-31		
		2nd	-68	-16	42	114	162	210	254	236	180	126	3	-75		
		3rd	-75	-6	51	128	185	237	254	217	175	91	0	-18		
	Mean Max. Temp. (0.1 )	1st	80	22	86	185	251	257	300	323	268	244	166	28		
		2nd	4	60	148	194	248	305	312	285	266	203	76	-7		
		3rd	-1	71	126	228	279	312	297	279	260	198	71	44		
	Mean Min. Temp. (0.1 )	1st	-54	-91	-64	31	71	110	214	223	144	129	4	-86		
		2nd	-135	-97	-55	32	77	120	217	205	119	78	-62	-143		
		3rd	-148	-75	-23	19	92	177	221	173	113	17	-62	-70		
	Mean Wind Speed (0.1%)	1st	14	18	20	18	17	18	15	12	10	12	13	14		
		2nd	14	20	14	20	19	15	11	13	14	12	12	16		
		3rd	17	16	16	20	15	15	11	13	13	13	12	14		
Total Precip. (0.1mm)	1st			80	205	70	320	2700	610	15	140	65	65			
	2nd	20	100		205	50	125	2070	800	520	50	20	10			
	3rd	95	105	60		50	400	1395	1820	45		270	165			

		Element	1	2	3	4	5	6	7	8	9	10	11	12			
(0.1 )	Air Temp.	Mean	- 2	18	61	142	191	203	256	230	199	140	76	- 1	126		
		Mean Max.	38	64	113	200	247	256	295	269	256	190	118	36	174		
		Mean Min.	- 36	- 22	17	86	143	159	228	200	154	101	32	- 40	85		
		Highest	110	126	182	291	325	336	357	336	319	270	198	94	357		
		Date	7	28	30	30	20	30	20	8	8	9	8	3	07/20		
		Lowest	- 107	- 79	- 34	15	72	107	193	155	94	40	- 45	- 113	- 113		
		Date	23	10	8	2	2	13	5	29	29	30	19	12	12/12		
(0.1mm)	Precip.	00~24h Total	265	115	390	575	345	670	3225	3995	700	575	360	145	11360		
		Highest. 1	Daily	85	75	115	205	200	225	705	910	235	325	155	120	910	
			Date	20	17	31	17	23	1	2	15	27	11	25	24	08/15	
			Hourly	30	30	35	70	115	110	175	250	110	90	60	35	250	
(0.1%)	Wind	Mean Speed	49	53	38	44	46	32	35	23	34	28	53	58	41		
		Highest Gust Speed	237	253	193	213	235	213	195	187	168	224	225	204	253		
		Dir.	SSE	S	S	SSE	SSE	SSE	S	SSW	S	S	S	S	S		
		Date	26	2	9	14	6	9	16	30	30	31	10	11	02/02		
(0.1%)	Wind Directions Only	Hourly Occurrence Maximum Speed	NNE	41	46	50	59	55	52	45	44	48	68	35	24	68	
			NE	38	53	73	83	87	62	37	47	46	55	47	30	87	
			ENE	26	39	27	29	37	41	27	39	23	25	53		53	
			E		35		7	6		8	13	12	6			35	
			ESE			7	30	28	7		7	23	6	12	7	30	
			SE	18	16	36	31	45		10	16	19		29	40	45	
			SSE	99	124	101	116	99	101	98	88	98	81	92	101	124	
			S	139	144	106	117	120	97	104	80	97	96	119	117	144	
			SSW	50	47	54	54	52	51	50	44	57	51	51	54	57	
			SW	34	24	37	7	36	46	32	35	38	33	37	34	46	
			WSW			31	5	20	9	19		38	20	25	32	38	
			W	5		12	7	9	22		9		5			22	
			WNW			18	32	6								32	
			NW		13	8	21	19	17	11	23	21	22	10		23	
			NNW	25	21	24	25	21	28	21	55	40	40	20		55	
		N	36	32	51	60	44	43	40	52	54	79	35	20	79		
		(0.1%)	Hourly Occurrence Percentage	CALM	47	15	36	32	31	38	67	125	40	47	4	7	41
				NNE	15	21	82	89	105	188	118	137	92	114	8	3	81
				NE	23	18	61	54	85	135	94	106	60	99	14	5	63
				ENE	3	3	9	1	13	28	15	23	8	12	1		10
				E		1		1	1		3	5	3	1			1
				ESE			1	1	3	1		4	3	1	1	1	1
				SE	1	3	9	6	3		5	5	3		4	5	4
				SSE	210	228	215	142	149	167	124	118	185	246	175	237	183
				S	622	655	445	570	511	308	453	262	401	302	725	679	493
				SSW	40	33	52	46	32	36	36	48	69	58	38	50	45
				SW	9	7	23	3	9	8	5	12	33	17	14	9	13
WSW					1	1	3	1	1		7	4	1	1	2		
W	1		3	1	1	3		1		1			1				
WNW			3	3	1								1				
NW		1	3	3	8	8	5	7	7	9	3		5				
NNW	9	4	15	8	4	24	17	34	29	27	4		15				
N	19	9	40	38	40	56	55	112	60	59	7	3	42				

Element		1	2	3	4	5	6	7	8	9	10	11	12			
Number of Days With Classified	Daily Max. Temp.	0.0	6	1										5	12	
		0.1 ~ 10.0	23	23	12	1							12	26	97	
		10.1 ~ 20.0	2	4	19	15	4	2				1	21	18		86
		20.1 ~ 30.0				14	23	24	18	25	27	10				141
		30.1					4	4	13	6	2					29
	Daily Mean Temp.	- 5.0	3	1											5	9
		- 4.9 ~ 0.0	13	6									1	10	30	
		0.1 ~ 10.0	15	20	26	3						2	19	16	101	
		10.1 ~ 20.0			5	25	19	14		4	16	28	10		121	
		20.1				2	12	16	31	27	14	1			103	
	Daily Min. Temp.	- 15.0	12	5											13	30
		- 14.9 ~ - 5.0	13	17	8									11	13	62
		- 4.9 ~ 0.0	6	6	23	21	4				1	16	16	5	98	
		0.1 ~ 10.0				9	27	30	31	31	29	15	3		175	
		10.1														
	Daily Precip.	0.1mm	7	2	9	11	7	12	16	17	5	10	4	2	102	
		10.0mm			2	2	1	1	8	9	3	1	1	1	29	
		30.0mm							3	6		1			10	
		80.0mm								1					1	
		100.0mm														
	Hourly Max. Precip.	1.0mm	4	2	7	6	6	9	15	16	5	6	4	2	82	
6.0mm					1	1	2	8	10	2	1	1		26		
10.0mm						1	1	6	4	1				13		
20.0mm									1					1		
30.0mm																
Daily Max. Wind Speed	0.5 ~ 3.3%															
	3.4 ~ 7.9%	3	2	3		5	13	8	15	7	19	1	2	78		
	8.0 ~ 13.8%	7	7	21	12	9	12	14	14	19	8	7	3	133		
	13.9%	21	19	7	18	17	5	9	2	4	4	22	26	154		
10 - Day Summary	Mean Temp. (0.1 )	1st	36	- 1	40	119	178	180	250	251	212	168	130	13		
		2nd	- 22	25	73	146	197	204	284	213	190	130	52	- 33		
		3rd	- 19	30	68	161	198	226	236	227	195	124	46	14		
	Mean Max. Temp. (0.1 )	1st	75	43	90	173	235	233	290	291	271	209	173	50		
		2nd	23	73	131	204	251	258	330	239	246	178	97	10		
		3rd	19	79	118	223	256	277	267	277	251	185	84	48		
	Mean Min. Temp. (0.1 )	1st	6	- 28	- 3	69	125	134	220	221	168	138	80	- 29		
		2nd	- 57	- 19	23	95	155	154	250	194	148	94	11	- 76		
		3rd	- 54	- 16	30	94	148	190	216	187	146	75	5	- 18		
	Mean Wind Speed (0.1%)	1st	42	60	46	37	43	33	31	20	34	24	53	55		
		2nd	48	57	33	47	57	36	57	15	32	23	54	63		
		3rd	57	41	36	47	39	27	19	32	37	37	52	57		
Total Precip. (0.1mm)	1st	80		125	260	45	485	1915	685		220	205	25			
	2nd	85	75	20	305	65	100	245	2415	410	345					
	3rd	100	40	245	10	235	85	1065	895	290	10	155	120			

Element		1	2	3	4	5	6	7	8	9	10	11	12					
(0.1 )	Air Temp.	Mean	-46	-25	27	116	167	189	238	217	168	111	27	-47	95			
		Mean Max.	15	37	98	187	244	266	285	267	240	183	85	2	159			
		Mean Min.	-109	-93	-35	46	95	129	203	182	112	58	-34	-104	38			
		Highest	93	102	175	271	319	327	327	348	282	254	166	70	348			
		Date	7	28	19	30	20	18	20	5	26	8	8	23	08/05			
		Lowest	-208	-171	-74	-19	49	58	173	115	32	-45	-108	-182	-208			
		Date	23	2	15	13	2	11	1	27	29	31	19	14	01/23			
(0.1mm)	Precip.	00~24h Total	145	75	160	615	275	775	6000	3885	280	390	305	110	13015			
		Highest. 1	Daily	60	40	80	180	140	235	1550	905	160	205	135	75	1550		
			Date	29	17	31	18	23	9	8	10	19	11	3	24	07/08		
			Hourly	25	20	25	70	85	140	600	460	100	60	50	15	600		
(0.1%)	Wind	Mean Speed	15	14	12	19	18	13	13	12	11	10	16	17	14			
		Highest Gust Speed	142	126	120	162	161	206	84	111	182	95	172	154	206			
		Dir.	S	NW	SSW	S	WSW	N	SE	S	NW	NNW	SW	NNW	N			
		Date	26	18	9	14	6	9	9	24	19	22	24	16	06/09			
(0.1%)	Wind Directions Only	Hourly Occurrence Maximum Speed	NNE	20	28	40	47	28	47	35	39	39	34	15	16	47		
			NE	11	16	35	39	35	50	28	23	32	28	15	10	50		
			ENE	11	15	26	26	48	30	22	28	27	13	27	7	48		
			E	21	6	27	30	11	15	7	16	10	29	23	18	30		
			ESE	5	11	17	12	18	19	16	13	31	25	13	20	31		
			SE	53	45	12	30	38	41	21	10	32	19	38	42	53		
			SSE	58	51	43	62	48	42	39	28	37	41	53	55	62		
			S	71	65	40	76	57	39	42	44	46	45	72	51	76		
			SSW	55	47	45	58	62	43	29	37	44	34	57	50	62		
			SW	50	43	52	60	71	40	22	29	37	23	48	51	71		
			WSW	29	41	40	47	47	21	14	26	28	16	40	36	47		
			W	48	34	31	41	28	23	25	34	27	23	45	40	48		
			WNW	41	54	43	44	28	22	18	26	22	34	48	46	54		
			NW	43	43	40	65	71	66	53	51	40	56	39	49	71		
			NNW	38	21	48	61	67	67	47	57	60	54	48	13	67		
			N	23	17	35	40	27	36	36	33	27	36	29	25	40		
			(0.1%)	Hourly Occurrence Percentage	CALM	302	344	356	239	192	269	302	345	357	425	256	180	297
					NNE	89	49	82	67	101	139	36	79	94	140	56	38	81
					NE	23	12	32	28	17	43	16	20	35	38	17	13	25
					ENE	8	6	13	10	27	25	7	13	24	12	6	5	13
					E	7	4	11	4	5	8	7	11	7	8	10	8	8
					ESE	1	6	7	10	9	14	16	4	15	5	18	19	10
					SE	22	25	17	19	22	22	13	9	18	5	32	30	20
					SSE	62	71	24	60	79	36	52	26	33	26	68	86	52
					S	156	141	85	154	138	74	185	63	100	56	188	220	130
					SSW	124	135	108	140	144	64	124	51	64	42	151	180	110
					SW	44	60	43	65	73	32	28	17	33	9	64	69	45
WSW	17	34			22	19	24	18	4	11	17	3	21	43	19			
W	19	19			32	21	7	14	7	11	8	12	21	36	17			
WNW	16	33			43	22	31	17	9	13	11	26	22	17	22			
NW	34	15			42	29	36	51	47	93	51	42	26	16	40			
NNW	38	19	48	65	42	82	87	144	57	82	19	16	59					
N	39	25	35	47	52	92	58	89	75	70	26	23	53					



Element		1	2	3	4	5	6	7	8	9	10	11	12			
Number of Days With Classified	0.0	12	3											16	31	
	0.1 ~ 10.0	19	24	15	1								19	15	93	
	10.1 ~ 20.0		1	16	18	4	1				1	21	11		73	
	Daily Max. Temp.				11	26	21	23	24	29	10					144
	30.1					1	8	8	7							24
	- 5.0	14	7												14	35
	- 4.9 ~ 0.0	9	16	3										12	13	53
	0.1 ~ 10.0	8	5	28	10							11	13	4		79
	Daily Mean Temp.				20	28	18		8	28	20	5				127
	20.1					3	12	31	23	2						71
	- 15.0	10	2												6	18
	- 14.9 ~ - 5.0	14	22	10										14	20	80
	- 4.9 ~ 0.0	6	4	18	5							4	9	5		51
	Daily Min. Temp.				23	14	8				11	21	7			88
	0.1 ~ 10.0	1		3	2	17	22	31	31	19	6					128
	10.1															
	Daily Precip.															
	0.1mm	5	4	4	8	5	11	15	17	3	4	5	3			84
	10.0mm				2	1	4	8	8	2	1	1				27
	30.0mm							6	5							11
80.0mm							4	1							5	
100.0mm							1								1	
1.0mm	3	2	3	8	5	10	14	13	3	4	4	2			71	
6.0mm				1	1	2	10	7	1	1					23	
10.0mm						1	7	5	1						14	
Hourly Max. Precip.							3	4							7	
30.0mm							2	2							4	
0.5 ~ 3.3%	2	2												1	5	
3.4 ~ 7.9%	17	13	22	5	14	16	28	25	24	26	14	14	14		218	
Daily Max. Wind Speed																
8.0 ~ 13.8%	10	13	9	23	14	13	3	6	5	5	13	15	15		129	
13.9%	2			2	3	1				1		3	1		13	
10 - Day Summary	Mean Temp.	1st	7	- 44	6	92	162	161	233	246	185	146	84	- 29		
		2nd	- 65	- 19	37	119	164	191	254	209	162	108	2	- 87		
		3rd	- 77	- 8	37	135	174	215	228	199	156	84	- 6	- 26		
	Mean Max. Temp.	1st	55	13	67	165	241	236	281	308	255	199	145	18		
		2nd	1	46	126	186	238	276	306	242	230	181	58	- 29		
		3rd	- 8	57	101	211	251	285	268	253	236	171	51	17		
	Mean Min. Temp.	1st	- 40	- 112	- 49	26	81	100	198	204	133	105	21	- 83		
		2nd	- 122	- 92	- 41	61	99	121	212	185	108	56	- 58	- 153		
		3rd	- 158	- 71	- 16	52	104	165	200	159	96	17	- 66	- 79		
	Mean Wind Speed	1st	16	12	15	14	20	14	12	12	9	11	17	16		
		2nd	15	18	10	20	18	14	14	14	12	8	17	18		
		3rd	13	10	13	22	15	12	12	10	12	12	15	18		
Total Precip.	1st	5			295	15	540	3735	1040		90	235	30			
	2nd	40	55		310	105	5	90	1575	260	205	5	5			
	3rd	100	20	160	10	155	230	2175	1270	20	95	65	75			

Element		1	2	3	4	5	6	7	8	9	10	11	12			
(0.1 )	Air Temp.	Mean	-48	-27	21	107	157	176	227	203	164	106	27	-50	89	
	Mean Max.	-3	20	74	166	218	233	268	240	220	167	73	-10	139		
	Mean Min.	-88	-73	-26	51	104	127	199	175	113	55	-19	-92	44		
	Highest	96	77	147	253	292	306	311	302	269	232	157	57	311		
	Date	7	28	30	30	20	18	20	5	9	8	8	30	07/20		
	Lowest	-164	-134	-83	-22	30	70	165	114	51	-20	-100	-168	-168		
	Date	23	10	8	2	2	5	27	31	29	30	19	12	12/12		
(0.1mm)	Precip.	00~24h Total	555	90	370	655	395	1550	4080	4680	630	905	465	100	14475	
		Highest. 1 Daily	190	40	115	210	215	410	910	1090	260	265	230	75	1090	
	Hourly	50	20	45	80	170	220	300	455	85	100	65	20	455		
	Date	20	17	2	17	13	9	8	24	27	22	3	24	08/24		
(0.1%)	Wind	Mean Speed	41	41	29	35	35	25	29	21	25	21	43	42	32	
		Highest Gust Speed	146	166	122	129	148	133	102	124	141	127	159	157	166	
		Dir.	S	W	S	SW	SE	N	S	S	SW	S	NNW	SW	W	
(0.1%)	Wind Directions Only	Date	26	16	8	19	6	10	10	24	30	31	15	26	02/16	
		Hourly Occurrence Maximum Speed	11	25	31	38	36	38	37	33	39	55			55	
		NNE	9	19	29	26	28	26	11	32	22	27			32	
		NE	6		21	43	44	29	15	26	35	29		16	44	
		ENE	22	24	27	21		31	29	33	16	21	11		33	
		E	11	8	23	24	13	27	21	23	5	34	5		34	
		ESE	76	67	62	54	53	57	55	60	60	29	65	72	76	
		SE	108	96	76	77	91	55	65	60	60	65	77	88	108	
		SSE	96	93	75	74	100	59	64	67	68	72	84	76	100	
		S	81	82	59	70	70	60	55	61	67	48	76	64	82	
		SSW	71	81	63	62	66	66	42	48	67	28	75	69	81	
		SW	76	51	63	65	70	54	18	41	54	28	67	80	80	
		WSW	72	48	57	67	69	39		34	41	6	64	79	79	
		W	37	38	45	36	31	19	21	12	36	6	53	59	59	
		WNW	22	41	28	33	40	22	13	21	15	14		14	41	
		NW	34	22	36	41	39	36	37	32	29	34	25	17	41	
		NNW	35	30	42	45	42	45	31	36	44	45	47	26	47	
		N	52	22	86	33	36	68	70	122	106	191	18	77	74	
		(0.1%)	Hourly Occurrence Percentage	CALM	3	3	15	29	23	47	24	63	40	62		26
				NNE	3	1	22	18	5	18	1	12	11	9		8
NE	3				5	10	4	8	4	15	1	7		1	5	
ENE	1			3	5	3		7	1	5	1	4	1		3	
E	4			3	8	3	4	6	1	4	1	8	1		4	
ESE	35			51	65	25	12	17	11	8	13	23	15	13	24	
SE	360			405	254	163	180	144	152	75	128	129	161	198	195	
SSE	200			266	176	224	272	260	440	219	340	228	356	353	278	
S	62			106	79	142	124	69	71	50	92	44	121	109	89	
SSW	69			52	48	82	96	35	12	16	39	5	127	101	57	
SW	87			40	55	69	50	14	1	8	29	3	107	82	45	
WSW	19			19	23	22	16	15		4	7	1	53	51	19	
W	11			4	12	14	8	1	7	1	4	1	7	8	7	
WNW	5			7	19	18	20	10	4	17	4	11		1	10	
NW	40	12	50	67	74	122	101	168	69	101	7	1	68			
NNW	46	4	78	79	75	158	98	211	114	172	25	4	89			

Element		1	2	3	4	5	6	7	8	9	10	11	12		
Number of Days With Classified	Daily Max. Temp.	0.0	17	5									2	17	41
		0.1 ~ 10.0	14	23	23	1							18	14	93
		10.1 ~ 20.0			8	25	11	7		1	6	27	10		95
		20.1 ~ 30.0				4	20	22	26	28	24	4			128
		30.1						1	5	2					8
	Daily Mean Temp.	-5.0	15	5									1	15	36
		-4.9 ~ 0.0	11	19	7								10	12	59
		0.1 ~ 10.0	5	4	24	12	1					15	16	4	81
		10.1 ~ 20.0				18	27	21	3	16	29	16	3		133
		20.1					3	9	28	15	1				56
	Daily Min. Temp.	-15.0	1											4	5
		-14.9 ~ -5.0	23	20	7								11	22	83
		-4.9 ~ 0.0	7	7	17	3						2	8	4	48
		0.1 ~ 10.0		1	7	25	15	9			11	23	11	1	103
		10.1				2	16	21	31	31	19	6			126
	Daily Precip.	0.1mm	7	5	5	8	5	12	16	19	6	8	4	3	98
		10.0mm	2		2	2	2	6	8	12	4	4	2		44
		30.0mm							2	5	6				13
		80.0mm							2	1					3
		100.0mm								1					1
Hourly Max. Precip.	1.0mm	6	3	5	7	4	11	14	14	5	6	4	1	80	
	6.0mm				1	2	5	8	7	2	2	1		28	
	10.0mm					1	4	5	4		1			15	
	20.0mm						1	2	3					6	
	30.0mm							1	1					2	
Daily Max. Wind Speed	0.5 ~ 3.3%														
	3.4 ~ 7.9%	8	9	17	9	15	24	17	24	21	20	1	2	167	
	8.0 ~ 13.8%	22	17	14	21	14	6	14	7	8	11	18	23	175	
	13.9%	1	2			2					1		11	6	23
10 - Day Summary	Mean Temp. (0.1 )	1st	-5	-43	-4	89	149	149	226	226	178	137	82	-36	
		2nd	-68	-23	37	109	158	175	248	189	155	98	1	-86	
		3rd	-67	-14	29	123	163	203	209	196	158	85	-3	-31	
	Mean Max. Temp. (0.1 )	1st	38	0	43	141	212	208	268	270	237	181	134	4	
		2nd	-19	25	99	169	215	238	293	212	208	164	49	-40	
		3rd	-26	38	80	187	227	254	245	238	216	158	38	5	
	Mean Min. Temp. (0.1 )	1st	-47	-81	-47	39	92	98	194	195	127	98	28	-80	
		2nd	-109	-74	-23	58	110	123	216	171	108	47	-40	-130	
		3rd	-107	-63	-10	56	109	162	189	161	105	22	-46	-68	
	Mean Wind Speed (0.1%)	1st	36	43	37	30	33	26	31	16	22	20	44	43	
		2nd	39	47	24	39	44	26	42	15	25	16	42	46	
		3rd	47	31	25	37	29	22	16	31	29	26	42	38	
Total Precip. (0.1mm)	1st	210	5	115	260	30	855	2290	865		370	425	20		
	2nd	190	60		395	215	150	115	2730	340	240		5		
	3rd	155	25	255		150	545	1675	1085	290	295	40	75		

Element		1	2	3	4	5	6	7	8	9	10	11	12						
(0.1 )	Air Temp.	Mean	- 10	10	52	136	186	197	252	226	193	131	65	- 14	119				
		Mean Max.	35	58	110	199	249	260	295	270	255	197	109	25	172				
		Mean Min.	- 47	- 34	2	77	131	144	222	193	139	84	18	- 55	73				
		Highest	116	128	184	282	333	323	349	337	308	262	190	91	349				
		Date	7	16	30	30	20	30	19	5	8	8	8	30	07/19				
		Lowest	- 119	- 95	- 50	- 9	61	82	181	133	90	18	- 66	- 132	- 132				
		Date	23	11	8	2	2	2	5	31	29	30	19	12	12/12				
(0.1mm)	Precip.	00~24h Total	255	140	385	600	235	775	4203	4305	635	700	290	170	12693				
		Highest. 1	Daily	95	85	165	150	110	260	655	830	255	400	105	105	830			
			Date	20	17	31	17	23	26	3	15	19	11	3	24	08/15			
			Hourly	30	40	30	55	75	100	200	265	100	110	50	30	265			
	Date	20	17	31	18	13	26	25	24	19	11	3	24	08/24					
(0.1%)	Wind	Mean Speed	25	26	18	22	21	12	15	10	14	10	26	29	19				
		Highest Gust Speed	137	137	109	126	132	119	91	92	105	128	160	143	160				
		* Dir.	SW	SSW	W	WNW	WSW	WSW	W	WSW	SSW	W	W	SW	W				
	Date	26	2	8	16	6	14	14	24	30	31	7	11	11/07					
(0.1%)	Wind Directions Only	Hourly Occurrence Maximum Speed	NNE	20		29	23	18	17	26	27	16			29				
			NE	9	14	21	23	30	25	28	24	23				30			
			ENE	12	23	17	30	24	22	17	18	20					30		
			E	11	21	24	26	22	22	16	18	21					26		
			ESE	19	21	32	29	23	26	19	26	29	29	18	9		32		
			SE	28	10	29	23	28	11	18	29	27	27	26	21		29		
			SSE	10	16	16	14	40	14	10	8	14	25	6			40		
			S	9	13	23	30	7	9	5	9	19	14	17			30		
			SSW	46	50	42	38	26	34	29	31	35	35	48	55		55		
			SW	50	63	45	49	51	43	44	37	36	39	53	53		63		
			WSW	56	60	49	47	55	42	47	38	46	54	61	60		61		
			W	63	67	54	56	67	43	50	40	51					67		
			WNW	47	47	27	44	36	39	32	7	12					47		
			NW	21	20	9	6	5	11		6	9					21		
			NNW			5	17		9	6		10					17		
			N	4	4	4	7	6	13	8	7	5	4	4	4		13		
			(0.1%)	Hourly Occurrence Percentage	CALM	145	97	187	118	133	263	261	328	212	398	72	70	191	
					NNE	7		4	7	11	13	22	26	15					9
					NE	5	3	19	26	35	50	47	71	24					24
					ENE	4	9	19	29	46	72	30	69	20					25
E	7	16			71	57	67	146	39	78	67					46			
ESE	31	9			55	36	43	76	39	67	47	63	7	4		40			
SE	12	7			15	10	19	11	11	16	53	192	13	5		31			
SSE	3	1			8	8	5	6	8	4	10	40	1			8			
S	1	3			3	4	7	1	1	4	8	17	10			5			
SSW	43	52			44	31	16	18	30	42	57	35	63	105		45			
SW	116	134			140	111	112	68	113	118	142	109	321	362		154			
WSW	280	351			262	235	247	131	263	122	232	145	514	454		269			
W	317	292			156	271	234	103	125	40	92					135			
WNW	27	22			13	38	23	17	7	5	6					13			
NW	3	3	1	7	1	8		4	8					3					
NNW			3	10		8	3		4					2					
N				3	1	10	3	5	1					2					

Element		1	2	3	4	5	6	7	8	9	10	11	12			
Number of Days With Classified	Daily Max. Temp.	0.0	7	3										9	19	
		0.1 ~ 10.0	22	21	14	1							13	22	93	
		10.1 ~ 20.0	2	4	17	15	5	1				17	17		78	
		20.1 ~ 30.0				14	22	23	17	25	28	14				143
		30.1					4	6	14	6	2					32
	Daily Mean Temp.	-5.0	5	1											7	13
		-4.9 ~ 0.0	15	9	2								4	12	42	
		0.1 ~ 10.0	11	18	25	4						4	19	12	93	
		10.1 ~ 20.0			4	24	18	14		4	20	26	7		117	
		20.1				2	13	16	31	27	10	1			100	
	Daily Min. Temp.	-15.0														
		-14.9 ~ -5.0	16	8	1								1	18	44	
		-4.9 ~ 0.0	10	16	14	1							12	9	62	
		0.1 ~ 10.0	5	4	16	23	7	6			1	22	14	4	102	
		10.1				6	24	24	31	31	29	9	3		157	
	Daily Precip.	0.1mm	7	4	9	9	7	9	18	19	5	10	5	4	106	
		10.0mm			1	2	1	2	11	12	3	1	1	1	35	
		30.0mm							6	7		1			14	
		80.0mm								1					1	
		100.0mm														
	Hourly Max. Precip.	1.0mm	6	4	8	8	5	8	17	16	4	7	4	3	90	
6.0mm						2	3	11	11	2	1			30		
10.0mm							1	8	6	1	1			17		
20.0mm								1	2					3		
30.0mm																
Daily Max. Wind Speed	0.5 ~ 3.3%	2		1				3	3					9		
	3.4 ~ 7.9%	7	12	22	12	15	26	21	27	24	23	1	2	192		
	8.0 ~ 13.8%	22	16	8	18	16	4	7	1	6	8	24	27	157		
	13.9%											5	2	7		
10 - Day Summary	Mean Temp. (0.1 )	1st	30	-3	29	116	172	171	247	246	205	162	123	-1		
		2nd	-31	17	65	139	191	199	282	211	184	119	39	-48		
		3rd	-27	19	61	154	194	221	230	223	189	114	34	4		
	Mean Max. Temp. (0.1 )	1st	76	39	84	177	238	234	292	298	272	217	169	38		
		2nd	18	65	133	202	249	265	325	242	244	187	85	-4		
		3rd	14	74	114	218	258	281	270	272	250	189	74	39		
	Mean Min. Temp. (0.1 )	1st	-4	-38	-17	58	115	114	216	210	152	124	69	-46		
		2nd	-71	-29	5	86	144	139	245	192	132	74	-5	-91		
		3rd	-64	-35	16	86	134	178	208	178	134	58	-9	-31		
	Mean Wind Speed (0.1%)	1st	22	28	24	16	21	14	14	8	11	10	27	26		
		2nd	24	30	14	25	26	13	25	6	14	7	25	30		
		3rd	28	18	14	24	17	10	8	16	17	13	25	30		
Total Precip. (0.1mm)	1st	65		115	235	20	500	1975	940		210	220	50			
	2nd	95	110	5	335	85		428	2145	445	420		15			
	3rd	95	30	265	30	130	275	1800	1220	190	70	70	105			

Element		1	2	3	4	5	6	7	8	9	10	11	12			
(0.1 )	Air Temp.	Mean	- 51	- 35	18	102	155	180	227	209	159	106	14	- 60	85	
		Mean Max.	3	19	80	170	227	252	264	255	224	173	71	- 12	144	
		Mean Min.	- 107	- 98	- 40	30	82	117	199	174	108	56	- 47	- 117	30	
		Highest	83	94	154	248	301	308	300	328	261	239	153	52	328	
		Date	8	16	30	30	20	23	20	5	8	9	7	23	08/05	
		Lowest	- 210	- 169	- 92	- 24	23	59	166	99	31	- 59	- 120	- 203	- 210	
		Date	24	11	8	3	8	4	27	27	29	31	19	13	01/24	
(0.1mm)	Precip.	00~24h Total	115	155	205	585	345	965	5405	1165	315	445	200	25	9925	
		Highest. 1	Daily	55	55	95	125	155	225	1245	325	140	175	80	15	1245
			Date	29	22	31	18	13	28	2	15	19	11	10	24	07/02
			Hourly	15	25	15	55	145	170	425	100	135	80	35	10	425
(0.1%)	Wind	Date	27	20	31	18	13	28	4	15	19	11	10	24	07/04	
		Mean Speed	18	19	18	22	18	17	14	13	15	16	18	17	17	
		Highest Gust Speed	141	155	156	174	169	121	133	141	157	141	186	194	194	
		Dir.	E	E	NE	S	E	E	E	W	SSW	WSW	SE	E	E	
(0.1%)	Wind Directions Only	Date	14	20	9	12	6	7	3	24	19	22	10	16	12/16	
		Hourly Occurrence Maximum Speed	NNE	47	46	41	53	46	54	40	26	30	32	59	48	59
			NE	43	50	51	50	45	39	34	27	43	46	51	39	51
			ENE	48	53	43	53	42	37	38	33	29	46	45	56	56
E	56		55	70	51	45	48	53	31	44	47	57	62	70		
ESE	48		49	67	80	47	50	42	46	49	53	67	65	80		
SE	43		40	41	40	42	52	30	37	31	40	55	66	66		
SSE	32		26	43	36	44	27	25	25	24	34	41	37	44		
S	39		18	38	53	46	36	24	33	34	23	35	19	53		
SSW	31		22	18	79	38	37	26	30	30	28	24	25	79		
SW	25		22	30	25	38	26	33	33	27	29	18	19	38		
WSW	28		25	34	37	31	30	24	23	31	33	20	22	37		
W	82		69	35	65	65	63	62	73	80	39	67	50	82		
WNW	62		55	31	70	65	41	41	31	36	30	64	40	70		
NW	35		23	33	25	42	33	33	20	21	11	26	33	42		
NNW	21		35	19	32	28	27	27	17	21	15	18	23	35		
N	42		47	33	53	53	25	25	21	26	28	32	34	53		
(0.1%)	Hourly Occurrence Percentage	CALM	125	141	112	107	141	85	223	195	128	114	160	269	150	
		NNE	55	55	55	38	55	56	38	42	60	32	53	54	49	
		NE	73	71	79	89	63	54	31	70	71	62	71	69	67	
		ENE	102	97	105	61	59	114	43	74	101	117	65	60	83	
		E	200	195	237	122	163	179	58	108	149	234	157	121	160	
		ESE	93	124	184	92	117	113	56	85	138	172	133	114	118	
		SE	54	39	50	33	48	50	23	42	46	35	42	43	42	
		SSE	22	19	23	18	16	24	17	27	18	16	19	16	20	
		S	16	16	9	139	28	18	16	39	28	13	15	20	30	
		SSW	20	9	9	17	16	53	27	40	32	46	25	22	26	
		SW	30	10	22	13	31	22	43	27	31	28	15	19	24	
		WSW	31	19	19	18	26	21	71	22	31	22	28	28	28	
		W	69	79	36	79	97	75	171	101	61	28	93	43	78	
		WNW	52	54	24	25	71	68	106	70	54	38	69	79	59	
		NW	19	19	9	8	27	35	23	22	17	11	19	5	18	
		NNW	15	22	12	6	13	22	23	20	17	17	19	15	17	
N	26	30	15	136	28	13	31	19	21	15	15	23	31			

Element		1	2	3	4	5	6	7	8	9	10	11	12		
Number of Days With Classified	Daily Max. Temp.	0.0	14	8	1								2	21	46
		0.1 ~ 10.0	17	20	19	1						1	19	10	87
		10.1 ~ 20.0			11	23	9	1				7	26	9	86
		20.1 ~ 30.0				6	21	27	31	28	23	4			140
		30.1					1	2		3					6
	Daily Mean Temp.	- 5.0	16	8									1	18	43
		- 4.9 ~ 0.0	8	17	7								13	12	57
		0.1 ~ 10.0	7	3	24	17						12	16	1	80
		10.1 ~ 20.0				13	29	19		8	30	19			118
		20.1					2	11	31	23					67
	Daily Min. Temp.	- 15.0	9	3										8	20
		- 14.9 ~ - 5.0	15	21	11							1	15	20	83
		- 4.9 ~ 0.0	7	4	19	7						3	10	3	53
		0.1 ~ 10.0			1	23	22	9		1	12	20	5		93
		10.1					9	21	31	30	18	7			116
	Daily Precip.	0.1mm	6	3	9	8	6	11	18	17	4	7	9	3	101
		10.0mm				3	1	6	9	5	2	1			27
		30.0mm							5	1					6
		80.0mm							3						3
		100.0mm							2						2
Hourly Max. Precip.	1.0mm	3	3	3	8	4	8	17	11	3	6	6	1	73	
	6.0mm					1	5	8	3	1	1			19	
	10.0mm					1	1	6	1	1				10	
	20.0mm							4						4	
	30.0mm							2						2	
Daily Max. Wind Speed	0.5 ~ 3.3%								1					1	
	3.4 ~ 7.9%	16	10	15	2	13	15	22	22	20	24	10	10	179	
	8.0 ~ 13.8%	14	15	12	21	15	15	9	7	9	6	17	15	155	
	13.9%	1	3	4	7	3			1	1	1	3	6	30	
10 - Day Summary	Mean Temp.	1st	2	- 55	- 5	86	147	155	223	234	169	140	68	- 44	
		2nd	- 74	- 34	30	103	145	183	230	205	160	103	- 8	- 96	
		3rd	- 79	- 13	28	116	172	202	227	191	148	78	- 16	- 41	
	Mean Max. Temp.	1st	47	- 3	49	155	219	216	262	289	237	194	132	- 3	
		2nd	- 19	26	109	166	213	264	275	237	219	167	44	- 35	
		3rd	- 18	38	81	189	247	275	257	241	217	160	36	- 1	
	Mean Min. Temp.	1st	- 44	- 113	- 58	19	71	93	195	194	121	104	- 1	- 96	
		2nd	- 128	- 108	- 42	45	81	106	198	179	109	59	- 65	- 169	
		3rd	- 145	- 66	- 21	26	94	151	203	150	93	11	- 74	- 89	
	Mean Wind Speed	1st	17	17	21	19	19	21	17	12	13	13	16	16	
		2nd	19	21	20	23	18	17	13	12	16	14	20	19	
		3rd	19	18	15	23	18	14	11	16	15	20	17	15	
Total Precip.	1st	20		30	270	50	340	4195	315	15	185	90	5		
	2nd	10	100	5	315	210	60	765	670	240	250	15	5		
	3rd	85	55	170		85	565	445	180	60	10	95	15		

Element		1	2	3	4	5	6	7	8	9	10	11	12					
(0.1 )	Air Temp.	Mean	- 43	- 23	37	121	175	217	260	243	193	129	21	- 47	107			
		Mean Max.	25	42	113	193	246	281	301	292	267	209	90	11	173			
		Mean Min.	- 107	- 90	- 38	48	99	148	227	203	124	62	- 45	- 108	44			
		Highest	114	112	163	255	294	332	340	357	298	276	185	84	357			
		Date	8	28	30	30	30	23	6	9	4	2	2	23	08/09			
		Lowest	- 180	- 150	- 97	- 26	48	86	194	128	41	- 40	- 117	- 187	- 187			
		Date	24	2	8	2	7	11	1	30	29	31	19	13	12/13			
(0.1mm)	Precip.	00~24h Total	110	135	105	605	170	240	4720	2755	265	145	190	175	9615			
		Highest. 1	Daily	50	90	75	235	100	100	1280	855	235	50	75	135	1280		
			Date	29	17	31	5	13	7	10	20	11	10	3	24	07/10		
			Hourly	45	45	50	75	95	30	415	235	80	30	70	30	415		
(0.1%)	Wind	Mean Speed	12	16	16	21	19	18	17	15	13	11	15	13	16			
		Highest Gust Speed	119	172	145	153	151	181	119	141	99	115	155	115	181			
		Dir.	SSW	W	WSW	WSW	SW	W	SSW	SW	ENE	ENE	NW	NW	W			
		Date	26	17	8	18	13	26	10	24	16	22	29	10	06/26			
(0.1%)	Wind Directions Only	Hourly Occurrence Maximum Speed	NNE	30	36	40	46	27	35	31	43	46	39	23	26	46		
			NE	19	17	27	32	20	36	16	23	37	62	13	12	62		
			ENE	28	10	33	39	16	31	17	48	55	26	13	6	55		
			E	22	18	32	48	20	21	16	42	41	46	15	11	48		
			ESE	13	15	26	46	12	31	27	33	33	9	23	9	46		
			SE	12	17	24	36	16	55	35	40	34	38	22	34	55		
			SSE	22	58	51	52	63	43	48	53	33	52	51	38	63		
			S	44	51	41	48	76	42	51	39	30	38	47	39	76		
			SSW	67	43	52	75	46	36	60	80	49	22	59	30	80		
			SW	28	43	62	66	93	63	61	68	52	45	49	41	93		
			WSW	57	53	66	66	78	58	50	63	58	38	55	37	78		
			W	44	48	53	72	59	51	43	43	39	46	56	58	72		
			WNW	63	50	50	56	57	46	36	31	54	59	63	58	63		
			NW	61	63	54	57	56	53	44	41	35	37	59	58	63		
			NNW	63	63	67	52	66	48	24	43	38	59	51	57	67		
			N	41	51	61	61	61	40	45	42	62	41	59	36	62		
			(0.1%)	Hourly Occurrence Percentage	CALM	372	321	303	200	211	158	152	254	280	335	236	322	262
					NNE	36	33	29	42	48	64	38	78	57	85	45	34	49
					NE	20	10	14	15	19	31	20	39	39	44	9	12	23
					ENE	19	3	11	17	12	15	11	56	27	16	20	4	18
					E	13	9	11	26	11	13	8	24	23	22	13	7	15
					ESE	12	15	15	26	9	24	15	38	23	7	16	5	17
					SE	15	13	17	13	16	28	39	44	39	22	25	18	24
					SSE	32	33	26	36	40	56	73	58	40	46	38	41	43
					S	62	46	55	51	44	50	103	44	41	39	56	52	54
					SSW	43	55	39	64	57	54	79	27	34	35	61	43	49
					SW	26	42	48	114	108	64	114	58	52	20	30	34	59
WSW	28	70			72	136	139	105	130	55	57	31	46	43	76			
W	69	85			81	86	94	89	99	34	47	24	52	58	68			
WNW	102	89			95	47	61	74	35	24	40	42	87	104	66			
NW	46	68			51	35	32	49	19	28	53	34	82	66	47			
NNW	48	54	63	47	50	71	19	51	39	97	95	68	58					
N	56	54	70	44	48	56	46	87	109	103	90	88	71					



Element		1	2	3	4	5	6	7	8	9	10	11	12			
Number of Days With Classified	Daily Max. Temp.	0.0	10	2										13	25	
		0.1 ~ 10.0	19	24	7									16	17	83
		10.1 ~ 20.0	2	2	22	17	3	1					12	12		71
		20.1 ~ 30.0				13	28	21	14	18	28	19				141
		30.1						8	17	13						38
	Daily Mean Temp.	-5.0	15	5											14	34
		-4.9 ~ 0.0	10	16	3									10	12	51
		0.1 ~ 10.0	6	7	26	4						7	15	4		69
		10.1 ~ 20.0				26	27	8		5	17	24	3			110
		20.1					4	22	31	26	11					94
	Daily Min. Temp.	-15.0	7	1											6	14
		-14.9 ~ -5.0	18	25	11									16	21	91
		-4.9 ~ 0.0	6	2	16	4						2	7	3		40
		0.1 ~ 10.0			2	26	18	3			7	21	4			81
		10.1					13	27	31	31	21	8	1			132
	Daily Precip.	0.1mm	3	5	3	8	4	8	14	12	5	6	6	6	6	80
		10.0mm				2	1	1	10	6	1				1	22
		30.0mm							5	3						8
		80.0mm							1	2						3
		100.0mm							1							1
Hourly Max. Precip.	1.0mm	3	3	2	7	4	4	13	13	2	3	6	3		63	
	6.0mm				2	1		9	7	1		1			21	
	10.0mm							8	4						12	
	20.0mm							4	2						6	
	30.0mm							1							1	
Daily Max. Wind Speed	0.5 ~ 3.3%	2	1										1	1	5	
	3.4 ~ 7.9%	21	13	18	6	20	19	24	26	21	26	14	21		229	
	8.0 ~ 13.8%	8	13	10	23	9	10	7	4	7	5	12	8		116	
	13.9%		1	1	1	2	1		1			1			8	
10 - Day Summary	Mean Temp. (0.1 )	1st	5	-39	8	108	165	195	254	274	213	173	84	-30		
		2nd	-64	-20	48	123	167	216	263	239	189	117	0	-86		
		3rd	-69	-7	57	131	190	240	263	219	181	99	-8	-30		
	Mean Max. Temp. (0.1 )	1st	74	13	78	179	240	254	294	327	280	241	158	33		
		2nd	4	54	136	189	234	289	310	280	263	195	66	-27		
		3rd	1	63	128	211	262	300	300	272	261	192	60	22		
	Mean Min. Temp. (0.1 )	1st	-55	-94	-57	42	88	122	219	231	152	118	15	-90		
		2nd	-125	-98	-40	59	93	137	225	209	119	49	-66	-156		
		3rd	-137	-75	-18	42	117	185	235	171	106	23	-72	-85		
	Mean Wind Speed (0.1%)	1st	10	15	19	18	19	22	21	13	10	12	14	14		
		2nd	15	18	13	22	20	17	16	13	16	10	16	13		
		3rd	12	14	15	23	18	15	15	18	13	11	15	12		
Total Precip. (0.1mm)	1st			30	280	45	195	3075	220	10	100	145	30			
	2nd		115		325	100	5	755	1880	245	45	5	10			
	3rd	110	20	75		25	40	890	655	10		40	135			

Element		1	2	3	4	5	6	7	8	9	10	11	12					
(0.1 )	Air Temp.	Mean	- 47	- 26	36	115	166	207	255	239	185	125	23	- 52	102			
	Mean Max.	32	50	122	201	254	289	302	296	268	210	100	13	178				
	Mean Min.	- 112	- 93	- 41	34	82	133	221	197	120	61	- 44	- 115	37				
	Highest	121	119	188	277	300	344	343	359	299	278	187	80	359				
	Date	8	28	19	30	30	23	25	5	8	2	7	23	08/05				
	Lowest	- 201	- 159	- 102	- 27	24	69	181	120	33	- 47	- 118	- 197	- 201				
	Date	23	2	8	3	7	4	1	29	29	31	19	13	01/23				
(0.1mm)	Precip.	00~24h Total	100	85	75	700	105	365	4430	4285	365	255	205	285	11255			
		Highest. 1	Daily	45	30	50	295	70	180	1545	1640	230	130	70	135	1640		
		Date	27	19	31	5	13	25	10	20	11	11	10	24	08/20			
		Hourly	35	15	40	85	60	90	280	560	65	45	45	30	560			
	Date	27	19	31	18	13	25	3	20	19	11	10	24	08/20				
(0.1%)	Wind	Mean Speed	6	9	10	12	9	9	7	7	6	6	8	6	8			
		Highest Gust Speed	91	92	82	96	119	75	97	115	81	82	94	92	119			
		Dir.	WSW	NE	NNE	SSW	SSW	S	ESE	S	NE	WSW	NE	N	SSW			
	Date	27	24	6	12	13	1	16	24	16	29	15	11	05/13				
(0.1%)	Wind Directions Only	Hourly Occurrence Maximum Speed	NNE	28	39	32	39	34	27	32	20	30	36	37	36	39		
			NE	23	12	27	31	29	21	18	21	34	34	17	12	34		
			ENE	12	21	17	27	16	21	13	25	21	16	13	6	27		
			E	5	11	15	22	13	19	13	20	25	10	9	15	25		
			ESE	14		16	11	23	15	15	19	12	15	8		23		
			SE	6		7	18	13	8	13	13	8	10	16		18		
			SSE	10	10	14	29	27	13	12	14	17	13	29	14	29		
			S	44	33	32	41	41	28	34	29	23	24	30	25	44		
			SSW	37	43	37	43	52	31	34	36	29	26	26	29	52		
			SW	27	37	38	41	43	32	28	31	25	34	30	29	43		
			WSW	26	31	31	36	30	28	18	21	24	18	30	21	36		
			W	27	32	35	29	32	30	24	15	15	13	18	24	35		
			WNW	17	26	21	16	33	26	16	18	16	18	19	21	33		
			NW	17	27	23	24	25	24	12	18	18	18	22	20	27		
			NNW	34	28	34	30	28	24	20	19	23	24	25	28	34		
			N	39	40	39	45	27	27	20	27	35	31	38	37	45		
			(0.1%)	Hourly Occurrence Percentage	CALM	637	435	356	290	441	391	466	427	531	547	515	622	472
					NNE	57	106	103	83	54	70	47	59	60	93	81	67	73
					NE	16	13	32	36	19	34	33	31	24	31	19	15	25
					ENE	3	4	15	14	7	15	12	17	14	19	6	1	11
E	1	6			11	8	5	7	5	9	10	7	3	4	6			
ESE	1				4	10	8	6	3	11	6	9	4		5			
SE	3				4	4	5	7	10	15	7	9	6		6			
SSE	4	7			16	15	16	13	27	20	17	8	14	7	14			
S	23	34			28	60	56	53	105	58	39	36	47	15	46			
SSW	32	42			39	128	98	87	126	86	70	40	51	55	71			
SW	28	39			46	83	78	82	59	48	49	30	32	32	51			
WSW	19	33			36	54	48	39	29	47	31	20	17	4	31			
W	8	10			24	24	23	25	22	24	20	4	8	5	16			
WNW	9	15			13	7	30	21	11	22	11	4	6	5	13			
NW	4	19	24	22	15	31	8	36	13	11	13	11	17					
NNW	38	63	60	49	44	63	18	46	35	56	54	50	48					
N	115	174	187	113	52	57	19	43	66	75	125	106	94					

Element		1	2	3	4	5	6	7	8	9	10	11	12			
Number of Days With Classified	Daily Max. Temp.	0.0	10	2										12	24	
		0.1 ~ 10.0	17	23	6									15	19	80
		10.1 ~ 20.0	4	3	25	14	1	1				12	15			75
		20.1 ~ 30.0				16	30	16	14	17	30	19				142
		30.1						13	16	14						43
	Daily Mean Temp.	- 5.0	16	6											15	37
		- 4.9 ~ 0.0	8	15	3									11	13	50
		0.1 ~ 10.0	7	7	28	7						9	15	3		76
		10.1 ~ 20.0				23	29	13		5	23	22	4			119
		20.1					2	17	30	26	7					82
	Daily Min. Temp.	- 15.0	10	2											9	21
		- 14.9 ~ - 5.0	16	24	12									15	19	86
		- 4.9 ~ 0.0	5	2	17	4						2	9	3		42
		0.1 ~ 10.0			2	26	22	6			8	22	6			92
		10.1					9	24	30	31	22	7				123
	Daily Precip.	0.1mm	4	5	3	9	3	7	16	12	4	6	6	8		83
		10.0mm				2		2	7	8	2	1		1		23
		30.0mm							5	4						9
		80.0mm							2	2						4
		100.0mm							1	1						2
Hourly Max. Precip.	1.0mm	3	3	2	7	3	4	14	12	2	4	4	4		62	
	6.0mm				4	1	1	8	9	2					25	
	10.0mm							6	6						12	
	20.0mm							4	4						8	
	30.0mm								4						4	
Daily Max. Wind Speed	0.5 ~ 3.3%	2	3			1	1	4	1	4	2		2		20	
	3.4 ~ 7.9%	28	24	30	25	28	29	24	29	25	27	26	27		322	
	8.0 ~ 13.8%	1	1	1	5	2		2	1	1	2	4	2		22	
	13.9%															
10 - Day Summary	Mean Temp. (0.1 )	1st	6	- 42	7	106	159	186	249	268	200	170	83	- 33		
		2nd	- 69	- 25	47	116	156	207	257	238	183	116	- 5	- 93		
		3rd	- 75	- 7	52	122	182	230	258	214	171	94	- 8	- 33		
	Mean Max. Temp. (0.1 )	1st	83	23	87	187	248	262	297	328	277	239	166	32		
		2nd	13	59	149	196	240	300	310	284	266	198	71	- 22		
		3rd	3	72	130	219	272	305	301	277	261	196	65	29		
	Mean Min. Temp. (0.1 )	1st	- 52	- 99	- 61	35	74	107	213	223	145	118	7	- 92		
		2nd	- 134	- 103	- 42	41	74	119	220	204	115	50	- 67	- 164		
		3rd	- 146	- 75	- 22	27	97	173	229	167	100	20	- 71	- 92		
	Mean Wind Speed (0.1%)	1st	6	7	11	11	10	10	9	6	5	6	7	6		
		2nd	7	11	10	12	10	9	6	8	8	6	8	6		
		3rd	6	10	10	13	9	8	6	8	6	7	8	5		
Total Precip. (0.1mm)	1st		5	20	380	35	115	3615	185	5	125	120	105			
	2nd	10	65		320	70		655	2815	355	130	10	35			
	3rd	90	15	55			250	160	1285	5		75	145			

Element		1	2	3	4	5	6	7	8	9	10	11	12					
(0.1 )	Air Temp.	Mean	-30	-8	51	132	185	223	260	246	195	139	40	-26	117			
		Mean Max.	36	60	131	215	271	303	303	294	265	212	110	30	186			
		Mean Min.	-93	-73	-23	53	104	152	228	208	135	81	-27	-86	55			
		Highest	133	139	195	296	331	355	340	359	292	282	203	103	359			
		Date	8	16	30	30	29	23	25	5	26	9	7	23	08/05			
		Lowest	-172	-136	-77	-17	61	91	196	134	58	-30	-105	-148	-172			
		Date	23	2	8	3	8	4	27	31	29	31	19	13	01/23			
(0.1mm)	Precip.	00~24h Total	115	295	70	485	165	600	5310	2045	300	205	270	170	10030			
		Highest. 1	Daily	50	130	35	140	105	380	1080	330	140	80	105	105	1080		
			Date	29	22	31	17	24	25	10	21	27	11	25	24	07/10		
			Hourly	20	30	15	50	70	350	610	215	45	45	60	55	610		
	Date	27	13	31	17	24	25	31	24	27	11	25	24	07/31				
(0.1%)	Wind	Mean Speed	14	17	16	21	19	17	14	15	13	13	14	14	16			
		Highest Gust Speed	114	114	255	138	136	116	192	125	119	108	133	129	255			
		Dir.	SSW	SW	SW	WSW	WSW	ENE	SSW	NE	ENE	E	W	W	SW			
	Date	27	19	7	14	25	11	17	19	15	22	15	11	03/07				
(0.1%)	Wind Directions Only	Hourly Occurrence Maximum Speed	NNE	26	14	22	37	17	31	30	34	42	55	18	15	55		
			NE	26	20	31	40	52	49	32	41	49	46	17	21	52		
			ENE	27	22	31	46	23	31	22	33	46	32	16	18	46		
			E	21	22	23	53	25	33	40	23	32	20	17	13	53		
			ESE	32	38	34	34	48	34	44	28	24	19	7	23	48		
			SE	22	40	44	44	25	37	42	45	30	34	23	25	45		
			SSE	18	35	25	50	46	26	43	36	21	21	18	18	50		
			S	18	27	37	33	34	35	39	34	17	25	38	22	39		
			SSW	61	54	35	77	63	47	64	45	57	36	52	33	77		
			SW	47	51	62	68	76	55	42	55	42	44	50	45	76		
			WSW	50	55	65	57	60	56	21	34	50	51	51	56	65		
			W	48	50	47	58	52	45	26	31	37	46	53	54	58		
			WNW	48	44	54	49	46	47	33	31	31	33	52	66	66		
			NW	48	42	38	48	37	32	22	33	32	30	44	39	48		
			NNW	21	44	31	52	27	40	21	30	19	26	39	39	52		
			N	22	22	28	25	26	30	27	32	35	34	26	23	35		
			(0.1%)	Hourly Occurrence Percentage	CALM	250	204	202	139	161	160	194	116	190	199	250	276	195
					NNE	22	10	22	24	7	18	31	77	56	65	29	8	31
					NE	101	52	78	61	58	64	61	134	185	188	54	50	91
					ENE	85	83	85	94	113	75	61	147	185	155	67	39	99
					E	4	13	11	17	9	15	23	31	35	13	11	3	15
					ESE	3	1	19	10	13	24	32	35	22	11	1	8	15
					SE	4	10	24	18	11	38	51	39	15	19	10	11	21
					SSE	13	12	11	36	22	31	50	43	26	9	14	17	24
					S	28	27	26	33	19	25	47	38	7	31	29	38	29
					SSW	94	95	74	126	112	92	205	102	44	50	119	86	100
					SW	129	164	136	139	134	99	109	59	36	48	139	156	112
WSW	116	161			105	119	164	118	26	34	56	38	94	126	96			
W	74	74			91	72	82	97	36	24	39	28	68	69	63			
WNW	35	55			60	60	55	78	23	26	18	26	53	62	46			
NW	13	12	28	19	16	25	24	22	14	24	19	19	20					
NNW	11	12	16	15	11	17	7	22	24	40	18	19	18					
N	17	13	13	17	13	26	19	54	49	56	24	15	26					

Element		1	2	3	4	5	6	7	8	9	10	11	12			
Number of Days With Classified	Daily Max. Temp.	0.0	8	2										6	16	
		0.1 ~ 10.0	21	22	5								13	24	85	
		10.1 ~ 20.0	2	4	26	12		1				12	16	1	74	
		20.1 ~ 30.0				18	24	12	13	17	30	19	1		134	
		30.1					7	17	18	14					56	
	Daily Mean Temp.	- 5.0	13	2											7	22
		- 4.9 ~ 0.0	8	15	2								7	16	48	
		0.1 ~ 10.0	10	11	29	3						5	19	8	85	
		10.1 ~ 20.0				26	24	6		2	17	23	4		102	
		20.1				1	7	24	31	29	13	3			108	
	Daily Min. Temp.	- 15.0	4												4	
		- 14.9 ~ - 5.0	19	23	5								11	24	82	
		- 4.9 ~ 0.0	7	5	21	3						2	13	7	58	
		0.1 ~ 10.0	1		5	26	13	2			3	17	6		73	
		10.1				1	18	28	31	31	27	12			148	
	Daily Precip.	0.1mm	7	5	4	7	4	7	22	15	4	5	8	7	95	
		10.0mm		1		2	1	2	14	8	2		1	1	32	
		30.0mm						1	5	3					9	
		80.0mm							2						2	
		100.0mm							1						1	
	Hourly Max. Precip.	1.0mm	6	5	1	6	4	6	19	14	3	4	6	3	77	
6.0mm						1	2	14	6			1		24		
10.0mm							2	9	3					14		
20.0mm							1	6	1					8		
30.0mm							1	4						5		
Daily Max. Wind Speed	0.5 ~ 3.3%										1		1	2		
	3.4 ~ 7.9%	23	16	20	9	18	19	18	20	25	26	19	21	234		
	8.0 ~ 13.8%	8	12	10	21	13	11	11	11	5	4	11	9	126		
	13.9%			1				2						3		
10 - Day Summary	Mean Temp. (0.1 )	1st	22	- 24	22	118	176	200	256	270	204	182	90	- 12		
		2nd	- 53	- 5	57	129	177	226	258	244	197	132	18	- 58		
		3rd	- 57	8	71	148	199	243	264	226	183	106	12	- 11		
	Mean Max. Temp. (0.1 )	1st	88	32	97	198	262	272	299	319	267	239	168	43		
		2nd	11	72	153	205	260	316	308	282	269	200	82	4		
		3rd	10	80	142	241	290	321	303	281	260	198	79	42		
	Mean Min. Temp. (0.1 )	1st	- 36	- 76	- 45	49	97	129	225	230	151	135	17	- 67		
		2nd	- 113	- 83	- 29	55	103	139	225	214	134	76	- 46	- 127		
		3rd	- 126	- 57	4	54	113	187	232	181	121	37	- 52	- 66		
	Mean Wind Speed (0.1%)	1st	14	16	20	18	18	22	16	13	11	11	12	14		
		2nd	13	19	13	21	21	17	13	15	17	13	14	14		
		3rd	14	14	16	22	17	13	15	15	12	13	15	15		
Total Precip. (0.1mm)	1st			30	160	45	45	2290	240	20	110	40	35			
	2nd	25	165		325	15		1690	725	135	95	5	10			
	3rd	90	130	40		105	555	1330	1080	145		225	125			

Element		1	2	3	4	5	6	7	8	9	10	11	12					
(0.1 )	Air Temp.	Mean	-23	-1	54	136	189	222	256	244	191	141	47	-28	119			
		Mean Max.	31	58	119	207	263	292	300	294	256	204	105	22	179			
		Mean Min.	-70	-56	-5	68	121	160	224	207	144	98	-4	-74	68			
		Highest	122	137	190	294	319	350	340	361	296	273	191	89	361			
		Date	8	16	30	30	29	23	6	5	25	9	2	23	08/05			
		Lowest	-148	-106	-56	10	69	105	179	142	86	-12	-73	-140	-148			
		Date	24	11	8	3	8	4	27	31	30	31	19	14	01/24			
(0.1mm)	Precip.	00~24h Total	85	290	175	550	250	605	4180	2350	445	330	150	180	9590			
		Highest. 1	Daily	35	135	70	215	115	195	785	545	210	125	75	105	785		
			Date	29	22	25	17	24	1	3	23	11	2	26	24	07/03		
			Hourly	10	35	25	60	80	120	345	230	45	40	55	50	345		
	Date	30	20	25	17	24	1	3	24	11	1	26	24	07/03				
(0.1%)	Wind	Mean Speed	8	10	11	12	12	13	9	9	10	9	10	10	10			
		Highest Gust Speed	101	94	111	125	134	115	125	98	88	98	109	138	138			
		* Dir.	NNW	W	NW	W	NW	WSW	WNW	NNW	NW	NW	NW	NNW	NNW			
	Date	14	20	21	12	14	7	14	29	19	22	15	11	12/11				
(0.1%)	Wind Directions Only	Hourly Occurrence Maximum Speed	NNE	11	25	31	31	23	25	16	24	23	33	30	16	33		
			NE	17	17	17	17	19	21	18	17	34	32	19	14	34		
			ENE	15	19	19	19	19	25	17	19	25	25	11	12	25		
			E	19	18	18	28	28	32	19	20	27	20	21	18	32		
			ESE	15	19	20	24	25	29	22	29	23	22	20	20	29		
			SE	19	20	29	30	47	29	20	28	25	24	34	17	47		
			SSE	23	23	24	36	32	29	19	24	26	23	35	23	36		
			S	26	25	22	36	34	45	37	33	19	28	44	20	45		
			SSW	10	18	25	30	28	47	36	33	30	36	16	15	47		
			SW	13	27	28	24	26	24	22	18	25	13	23	8	28		
			WSW	16	18	19	31	20	24	21	20	17	14	15	16	31		
			W	17	33	17	25	30	23	21	30	20	12	22	24	33		
			WNW	43	49	41	31	40	30	25	16	23	30	33	46	49		
			NW	38	36	42	47	34	32	31	23	24	25	42	44	47		
			NNW	31	30	33	44	33	30	26	27	21	30	41	42	44		
			N	27	22	34	29	30	25	22	26	40	41	30	23	41		
			(0.1%)	Hourly Occurrence Percentage	CALM	341	260	207	164	120	61	202	148	167	250	235	254	201
					NNE	20	30	51	42	38	68	50	66	87	47	43	30	48
					NE	20	21	38	38	32	75	24	72	66	35	25	19	39
					ENE	20	19	48	36	40	57	34	49	39	50	15	13	35
					E	17	15	35	24	38	50	38	40	45	51	17	22	33
					ESE	54	39	50	47	110	115	132	131	135	99	50	47	84
					SE	85	65	86	102	169	106	105	107	129	87	76	78	100
					SSE	48	63	46	74	82	58	67	35	29	39	57	52	54
					S	57	42	42	51	66	46	67	40	14	31	51	47	46
					SSW	19	24	22	45	36	42	60	38	42	17	29	26	33
					SW	16	13	17	26	28	28	31	26	21	17	22	15	22
WSW	23	25			31	29	27	26	36	24	13	24	14	20	24			
W	34	33			42	26	30	26	22	24	20	16	54	48	31			
WNW	96	104			93	92	50	56	9	22	31	32	86	81	62			
NW	75	128	73	71	56	53	38	27	27	43	82	120	66					
NNW	48	68	62	72	32	57	43	59	41	65	67	74	57					
N	27	51	59	61	46	76	43	92	95	95	76	55	65					

Element		1	2	3	4	5	6	7	8	9	10	11	12			
Number of Days With Classified	Daily Max. Temp.	0.0	8	2										9	19	
		0.1 ~ 10.0	22	22	8								16	22	90	
		10.1 ~ 20.0	1	4	23	13	2					1	14	14		72
		20.1 ~ 30.0				17	25	17	12	19	29	17				136
		30.1					4	13	19	12						48
	Daily Mean Temp.	-5.0	9	2											7	18
		-4.9 ~ 0.0	12	13	1								3	16	45	
		0.1 ~ 10.0	10	13	30	2						4	22	8	89	
		10.1 ~ 20.0				28	20	11		2	20	24	5		110	
		20.1					11	19	31	29	9	3			102	
	Daily Min. Temp.	-15.0	18	16	1								2	21	58	
		-14.9 ~ -5.0	12	11	18							1	16	10	68	
		-4.9 ~ 0.0	1	1	12	27	6				2	14	12		75	
		0.1 ~ 10.0				3	25	30	31	31	28	16			164	
		10.1														
	Daily Precip.	0.1mm	6	4	6	7	5	8	18	17	6	5	3	5	90	
		10.0mm		1		2	1	2	12	8	2	2		1	31	
		30.0mm							6	3					9	
		80.0mm														
		100.0mm														
	Hourly Max. Precip.	1.0mm	2	4	4	6	3	7	16	16	5	5	3	3	74	
6.0mm					1	2	2	10	7					22		
10.0mm							1	8	5					14		
20.0mm								5	1					6		
30.0mm								1						1		
Daily Max. Wind Speed	0.5 ~ 3.3%	6	1					3		1	4	6	5	26		
	3.4 ~ 7.9%	21	21	21	14	23	25	25	29	27	26	15	18	265		
	8.0 ~ 13.8%	4	6	10	16	8	5	3	2	2	1	9	8	74		
	13.9%															
10 - Day Summary	Mean Temp. (0.1 )	1st	24	-16	28	120	181	196	256	270	203	176	97	-14		
		2nd	-45	1	66	134	180	222	259	238	190	139	27	-60		
		3rd	-46	14	66	154	206	248	255	226	181	110	18	-11		
	Mean Max. Temp. (0.1 )	1st	77	36	89	188	253	257	299	323	263	231	166	35		
		2nd	6	66	146	202	251	304	311	280	255	194	76	-6		
		3rd	11	75	122	232	282	316	291	279	251	188	73	36		
	Mean Min. Temp. (0.1 )	1st	-19	-60	-28	58	110	140	225	229	158	141	37	-57		
		2nd	-92	-65	-5	75	119	148	224	208	142	104	-19	-113		
		3rd	-96	-39	15	72	133	192	223	186	132	55	-29	-55		
	Mean Wind Speed (0.1%)	1st	7	11	13	11	12	13	9	10	9	8	9	9		
		2nd	8	11	10	13	12	13	10	9	11	8	10	11		
		3rd	9	10	9	12	12	13	8	9	10	9	10	9		
Total Precip. (0.1mm)	1st			15	140	60	285	2055	475	20	275	60	55			
	2nd	25	155		410	75	60	1155	670	245	55		10			
	3rd	60	135	160		115	260	970	1205	180		90	115			

Element		1	2	3	4	5	6	7	8	9	10	11	12					
(0.1 )	Air Temp.	Mean	-21	-1	58	135	186	223	261	248	196	141	49	-18	121			
		Mean Max.	36	59	127	209	263	294	306	295	263	210	111	32	184			
		Mean Min.	-77	-61	-12	61	111	157	229	211	142	86	-12	-69	64			
		Highest	129	136	188	287	329	349	341	359	293	278	199	102	359			
		Date	8	16	30	30	29	23	14	5	9	9	7	23	08/05			
		Lowest	-148	-110	-69	-8	70	103	191	144	72	-20	-80	-134	-148			
		Date	24	2	8	2	8	4	27	31	29	31	19	14	01/24			
(0.1mm)	Precip.	00~24h Total	115	305	35	510	175	350	6140	2830	395	210	280	195	11540			
		Highest. 1	Daily	45	140	15	140	95	235	1495	570	185	90	105	105	1495		
			Date	27	22	2	17	24	28	16	21	27	2	26	24	07/16		
			Hourly	35	40	10	45	40	205	590	380	50	30	80	50	590		
	Date	27	20	2	18	24	28	16	24	27	1	26	24	07/16				
(0.1%)	Wind	Mean Speed	15	19	19	21	18	18	13	12	12	12	17	18	16			
		Highest Gust Speed	121	131	118	140	148	99	115	104	121	124	123	142	148			
		Dir.	S	WNW	NW	SW	SSW	NW	S	SSW	ENE	WNW	WNW	NW	SSW			
		Date	26	9	27	14	13	1	16	21	29	29	22	26	05/13			
(0.1%)	Wind Directions Only	Hourly Occurrence Maximum Speed	NNE	9	19	26	28	18	20	20	30	27	41	20	18	41		
			NE	16	21	24	39	21	26	19	21	24	31	18	22	39		
			ENE	22	26	32	46	22	29	25	23	39	30	21	19	46		
			E	21	26	32	43	60	25	26	27	51	32	24	19	60		
			ESE	21	16	38	45	48	35	36	38	50	36	20	30	50		
			SE	17	14	30	36	19	24	33	27	26	21	18	21	36		
			SSE	58	25	26	39	26	24	25	29	21	21	14	35	58		
			S	48	50	54	80	72	51	53	55	46	26	72	43	80		
			SSW	64	48	43	63	52	35	42	35	47	21	44	56	64		
			SW	24	35	52	62	53	44	32	42	22	24	38	39	62		
			WSW	36	25	42	40	47	34	38	42	24	25	41	38	47		
			W	51	39	44	47	48	41	33	45	32	34	58	45	58		
			WNW	53	63	64	63	67	54	47	33	53	65	71	66	71		
			NW	56	67	56	62	64	50	31	38	36	52	58	55	67		
			NNW	44	28	26	28	42	33	19	19	25	32	28	32	44		
			N	21	23	23	26	22	24	21	20	30	34	18	14	34		
			(0.1%)	Hourly Occurrence Percentage	CALM	201	135	106	95	82	79	199	186	193	172	117	133	142
					NNE	8	12	22	15	17	32	16	45	43	73	15	11	26
					NE	20	7	24	14	11	18	19	49	25	40	17	8	21
					ENE	32	24	32	39	16	22	11	19	29	28	15	16	24
					E	46	39	35	32	27	31	24	24	36	27	44	39	34
					ESE	30	13	19	11	19	24	32	27	28	26	29	15	23
					SE	8	4	11	8	9	13	30	31	14	9	13	9	13
					SSE	9	4	11	7	8	22	43	27	13	5	13	15	15
					S	27	30	26	68	47	46	133	53	29	15	40	28	45
					SSW	120	73	79	125	102	74	156	130	113	97	121	116	109
					SW	119	140	137	168	179	149	140	161	201	194	183	139	159
WSW	26	48			55	56	87	50	42	35	42	43	44	50	48			
W	51	70			81	65	102	93	44	50	58	67	72	63	68			
WNW	155	195			195	143	153	158	30	65	51	82	129	202	129			
NW	106	153			114	95	78	97	39	42	47	52	92	118	86			
NNW	31	36	24	28	31	53	17	24	31	24	32	22	29					
N	11	16	30	31	31	40	26	34	47	46	24	16	29					



Element		1	2	3	4	5	6	7	8	9	10	11	12			
Number of Days With Classified	Daily Max. Temp.	0.0	7	3										7	17	
		0.1 ~ 10.0	20	21	5								12	23	81	
		10.1 ~ 20.0	4	4	26	11		1				13	18	1	78	
		20.1 ~ 30.0				19	28	14	13	17	30	18				139
		30.1					3	15	18	14						50
	Daily Mean Temp.	- 5.0	9	1											6	16
		- 4.9 ~ 0.0	12	14	1								5	14	46	
		0.1 ~ 10.0	10	13	30	2						3	20	11	89	
		10.1 ~ 20.0				28	24	6		2	15	25	5		105	
		20.1					7	24	31	29	15	3			109	
	Daily Min. Temp.	- 15.0														
		- 14.9 ~ - 5.0	20	17	1								5	21	64	
		- 4.9 ~ 0.0	10	10	20	1						2	14	9	66	
		0.1 ~ 10.0	1	1	10	28	12				2	17	10	1	82	
		10.1				1	19	30	31	31	28	12	1		153	
	Daily Precip.	0.1mm	5	6	4	6	4	5	21	14	4	5	7	8	89	
		10.0mm		1		3		1	12	8	2		1	1	29	
		30.0mm							6	4					10	
		80.0mm							2						2	
		100.0mm							2						2	
	Hourly Max. Precip.	1.0mm	4	4	1	5	3	4	18	14	4	3	5	8	73	
6.0mm							1	11	8			1		21		
10.0mm							1	10	6					17		
20.0mm							1	6	2					9		
30.0mm								4	1					5		
Daily Max. Wind Speed	0.5 ~ 3.3%	3	1							1	3		1	9		
	3.4 ~ 7.9%	17	9	12	8	13	14	19	27	23	28	18	16	204		
	8.0 ~ 13.8%	11	18	19	21	17	16	12	3	4	3	12	13	149		
	13.9%				1	1							1	3		
10 - Day Summary	Mean Temp. (0.1 )	1st	29	- 16	30	121	177	201	258	272	208	181	97	- 4		
		2nd	- 43	2	65	135	178	223	260	242	196	133	30	- 48		
		3rd	- 45	13	77	150	201	244	265	232	185	112	20	- 3		
	Mean Max. Temp. (0.1 )	1st	89	31	93	193	256	264	303	322	269	235	168	44		
		2nd	9	72	149	201	251	305	309	282	266	200	85	8		
		3rd	13	77	137	232	281	314	307	283	255	195	80	42		
	Mean Min. Temp. (0.1 )	1st	- 24	- 63	- 33	52	102	139	225	231	159	136	29	- 52		
		2nd	- 96	- 70	- 19	71	107	141	227	215	137	79	- 27	- 108		
		3rd	- 108	- 48	15	62	122	192	234	189	130	48	- 39	- 49		
	Mean Wind Speed (0.1%)	1st	14	20	22	19	18	19	15	11	10	11	14	16		
		2nd	15	19	18	21	21	18	12	9	16	12	18	20		
		3rd	17	17	19	23	17	16	11	15	11	14	18	17		
Total Precip. (0.1mm)	1st			20	180	55	70	2975	200	20	165	55	50			
	2nd	30	165		330	25		2105	1255	180	45	20	20			
	3rd	85	140	15		95	280	1060	1375	195		205	125			

Element		1	2	3	4	5	6	7	8	9	10	11	12					
(0.1 )	Air Temp.	Mean	-34	-11	44	126	176	216	256	244	188	130	35	-31	112			
		Mean Max.	35	58	124	207	261	292	305	296	266	211	112	29	183			
		Mean Min.	-97	-75	-30	44	93	140	223	204	128	75	-35	-88	49			
		Highest	134	128	191	284	321	343	339	360	299	273	206	102	360			
		Date	8	16	30	30	29	23	6	5	25	9	7	23	08/05			
		Lowest	-183	-140	-83	-26	37	74	176	134	51	-46	-103	-157	-183			
		Date	24	11	8	3	8	4	27	31	29	31	19	14	01/24			
(0.1mm)	Precip.	00~24h Total	115	350	105	685	145	285	6500	2770	560	280	240	175	12210			
		Highest. 1	Daily	45	155	45	205	50	85	1730	420	270	130	120	120	1730		
			Date	29	22	31	17	9	28	16	15	11	2	26	24	07/16		
			Hourly	25	40	35	75	30	70	785	265	65	40	70	50	785		
	Date	27	20	31	17	9	25	16	24	27	2	26	24	07/16				
(0.1%)	Wind	Mean Speed	11	14	14	17	15	14	10	10	9	8	11	12	12			
		Highest Gust Speed	90	98	114	122	116	91	161	107	86	114	168	123	168			
		* Dir.	WSW	WSW	W	S	W	WSW	NNW	S	ESE	ESE	W	W	W			
	Date	22	20	9	14	25	9	19	24	15	22	11	11	11/11				
(0.1%)	Wind Directions Only	Hourly Occurrence Maximum Speed	NNE	11	14	24	28	17	39	23	29	25	35	16	10	39		
			NE		15	20	17	7	20	22	21	21	26	7	8	26		
			ENE	17	7	19	33	21	30	23	21	26	19	5	10	33		
			E	16	8	25	39	16	30	27	35	49	52	19	11	52		
			ESE	33	7	27	42	49	31	39	34	52	30	15	14	52		
			SE	18	15	25	37	57	27	22	27	30	35	16	19	57		
			SSE	14	12	29	24	19	23	38	23	18	19	17	13	38		
			S	19	42	24	32	30	30	28	23	24	30	12	12	42		
			SSW	12	22	36	69	48	46	42	40	17	13	51	27	69		
			SW	43	44	34	53	55	41	50	41	33	38	35	34	55		
			WSW	41	58	56	62	71	51	35	48	37	40	59	41	71		
			W	55	59	58	59	62	56	32	43	40	44	58	55	62		
			WNW	51	49	50	51	59	50	21	29	31	27	58	58	59		
			NW	39	45	47	43	59	37	22	28	30	39	34	37	59		
			NNW	29	39	38	39	40	40	60	34	22	29	34	31	60		
			N	18	20	17	27	16	25	14	18	22	30	19	18	30		
			(0.1%)	Hourly Occurrence Percentage	CALM	450	382	327	244	276	204	284	290	400	434	431	418	345
					NNE	5	7	13	14	12	21	20	32	28	28	6	5	16
					NE		6	5	14	5	10	20	35	27	20	3	3	12
					ENE	3	3	12	11	5	15	17	32	15	11	1	4	11
					E	13	6	15	19	9	18	38	43	17	27	10	15	19
					ESE	31	9	24	42	23	31	46	60	52	38	17	11	32
					SE	17	4	27	26	20	18	30	24	18	24	19	16	21
					SSE	12	6	17	18	13	19	23	26	11	16	18	11	16
S	8	9			23	13	26	42	32	26	18	26	10	15	21			
SSW	15	9			27	21	30	43	78	24	38	24	29	17	30			
SW	15	30			22	57	50	65	74	65	60	60	33	9	45			
WSW	62	91			87	103	113	83	98	79	59	51	74	62	80			
W	122	186			151	143	171	111	94	87	70	74	113	169	124			
WNW	133	137			133	127	134	144	59	70	76	65	132	151	113			
NW	78	77			71	84	70	97	52	44	43	54	67	63	67			
NNW	23	24			28	47	26	53	24	39	27	30	32	20	31			
N	12	13	17	17	17	25	11	23	42	19	7	11	18					

Element		1	2	3	4	5	6	7	8	9	10	11	12		
Number of Days With Classified	Daily Max. Temp.	0.0	8	3										7	18
		0.1 ~ 10.0	20	21	6								15	23	85
		10.1 ~ 20.0	3	4	25	13	1	1				12	14	1	74
		20.1 ~ 30.0				17	28	15	12	18	30	19	1		140
		30.1					2	14	19	13					48
	Daily Mean Temp.	- 5.0	12	2										8	22
		- 4.9 ~ 0.0	10	16	2								8	17	53
		0.1 ~ 10.0	9	10	29	4						6	17	6	81
		10.1 ~ 20.0				26	27	8		3	22	25	5		116
		20.1					4	22	31	28	8				93
	Daily Min. Temp.	- 15.0	7											3	10
		- 14.9 ~ - 5.0	16	22	9								13	20	80
		- 4.9 ~ 0.0	8	6	17	4						2	11	8	56
		0.1 ~ 10.0			5	26	18	4			4	19	6		82
		10.1					13	26	31	31	26	10			137
	Daily Precip.	0.1mm	6	4	4	6	5	6	22	16	4	5	6	6	90
		10.0mm		1		3				14	10	2	1	1	33
		30.0mm							8	3					11
		80.0mm							2						2
		100.0mm							1						1
	Hourly Max. Precip.	1.0mm	4	4	2	6	4	5	20	12	3	5	5	4	74
6.0mm					1		2	13	10	1		1		28	
10.0mm								9	8					17	
20.0mm								4	3					7	
30.0mm								4						4	
Daily Max. Wind Speed	0.5 ~ 3.3%	3	1					1	4	4		1	2	16	
	3.4 ~ 7.9%	24	20	25	17	21	27	27	25	25	29	19	19	278	
	8.0 ~ 13.8%	4	7	6	13	10	3	2	2	1	2	8	10	68	
	13.9%											2		3	
10 - Day Summary	Mean Temp. (0.1 )	1st	14	- 24	20	116	169	192	253	266	201	175	82	- 17	
		2nd	- 58	- 10	50	125	167	216	256	241	187	125	13	- 61	
		3rd	- 58	3	62	139	191	240	259	228	175	93	9	- 17	
	Mean Max. Temp. (0.1 )	1st	87	34	91	192	253	259	300	320	274	236	174	41	
		2nd	9	68	149	200	250	305	311	284	263	201	83	6	
		3rd	14	75	131	229	278	312	304	284	260	198	77	39	
	Mean Min. Temp. (0.1 )	1st	- 40	- 75	- 49	45	85	119	222	221	148	133	6	- 71	
		2nd	- 122	- 87	- 42	48	90	121	223	211	123	73	- 54	- 129	
		3rd	- 127	- 61	- 4	38	103	181	224	181	113	23	- 56	- 67	
	Mean Wind Speed (0.1%)	1st	9	16	19	15	16	18	11	9	7	7	10	11	
		2nd	12	14	11	18	15	13	11	10	10	8	12	13	
		3rd	11	11	12	18	14	13	9	11	8	8	11	12	
Total Precip. (0.1mm)	1st			15	280	65	110	2330	685		225	65	30		
	2nd	20	195		405	45		2210	1085	300	55	15	10		
	3rd	95	155	90		35	175	1960	1000	260		160	135		

Element		1	2	3	4	5	6	7	8	9	10	11	12					
(0.1 )	Air Temp.	Mean	- 13	7	58	135	182	223	260	247	190	125	46	- 14	121			
		Mean Max.	49	70	129	207	259	290	305	296	252	189	116	43	184			
		Mean Min.	- 67	- 52	- 9	63	106	157	229	212	140	78	- 15	- 64	65			
		Highest	137	164	188	284	317	337	337	347	279	255	192	124	347			
		Date	8	16	19	30	29	23	21	6	3	9	7	3	08/06			
		Lowest	- 134	- 83	- 57	1	65	96	193	149	58	- 33	- 62	- 136	- 136			
		Date	15	13	3	3	7	4	27	31	30	31	19	14	12/14			
(0.1mm)	Precip.	00~24h Total	115	405	220	580	185	515	3190	3285	930	280	110	230	10045			
		Highest. 1	Daily	45	165	85	220	100	375	780	670	505	105	55	160	780		
			Date	29	22	31	17	9	27	3	14	11	1	24	24	07/03		
			Hourly	15	60	50	60	35	360	415	395	165	45	25	55	415		
(0.1%)	Wind	Mean Speed	10	12	11	13	12	12	8	10	8	8	9	11	10			
		Highest Gust Speed	122	140	137	165	125	117	109	101	109	101	144	110	165			
		Dir.	NW	SE	WNW	NNW	SSW	SW	SW	W	SE	ENE	WNW	N	NNW			
		Date	14	19	9	28	13	1	17	24	15	22	10	26	04/28			
(0.1%)	Wind Directions Only	Hourly Occurrence Maximum Speed	NNE	11	17	20	14	22	31	15	23	24	23	15	14	31		
			NE	13	12	20	38	29	26	31	23	32	38	11	14	38		
			ENE	15	18	17	28	25	26	27	25	33	31	9	13	33		
			E	23	17	21	41	40	26	30	36	42	41	10	13	42		
			ESE	38	13	35	46	33	35	35	32	35	37	17	14	46		
			SE	41	14	22	51	28	31	32	30	44	29	16	14	51		
			SSE	24	38	28	25	27	18	41	19	21	12	27	20	41		
			S	10	17	18	24	44	17	25	36	18	7	19	11	44		
			SSW	6	21	18	30	25	17	26	25	18	19	12	15	30		
			SW	29	30	34	54	53	36	33	37	29	21	40	29	54		
			WSW	24	28	47	45	59	38	38	31	27	12	33	32	59		
			W	32	36	35	45	42	31	21	18	23	15	19	31	45		
			WNW	34	40	34	43	40	31	21	25	26	29	35	32	43		
			NW	42	52	41	45	37	32	21	26	24	33	57	55	57		
			NNW	39	38	36	43	28	29	21	32	31	30	28	38	43		
			N	29	29	39	45	25	33	20	25	26	32	36	32	45		
			(0.1%)	Hourly Occurrence Percentage	CALM	431	376	382	294	348	263	388	321	460	492	408	353	377
					NNE	11	9	13	18	24	29	39	56	23	23	18	19	24
					NE	5	9	20	31	26	31	30	51	37	34	8	15	25
					ENE	9	12	20	19	31	53	55	65	45	44	13	20	32
					E	20	4	23	42	32	67	59	90	65	86	17	20	44
					ESE	43	19	26	56	24	51	60	77	42	55	35	30	43
					SE	9	7	28	19	26	33	39	85	44	32	18	20	30
					SSE	5	7	16	13	9	15	20	9	23	12	19	13	14
					S	3	6	9	6	13	10	23	11	11	5	13	7	10
					SSW	4	13	5	11	19	13	34	15	17	11	13	13	14
					SW	30	31	47	65	101	65	73	51	35	12	35	19	47
WSW	32	58			78	81	73	60	40	26	30	16	28	30	46			
W	32	31			38	44	32	40	19	15	21	8	26	23	27			
WNW	78	74			67	78	65	54	27	23	20	27	68	90	56			
NW	193	222	124	97	63	70	28	28	38	52	140	221	106					
NNW	71	89	69	75	67	82	28	40	41	44	79	89	64					
N	22	30	35	51	47	64	38	38	51	46	63	19	42					

Element		1	2	3	4	5	6	7	8	9	10	11	12			
Number of Days With Classified	Daily Max. Temp.	0.0	3	1										4	8	
		0.1 ~ 10.0	25	21	7								9	25	87	
		10.1 ~ 20.0	3	6	24	12	2				2	18	21	2	90	
		20.1 ~ 30.0				18	27	18	12	16	27	13				131
		30.1					2	12	19	15						48
	Daily Mean Temp.	- 5.0	6												5	11
		- 4.9 ~ 0.0	14	12	1								3	16	46	
		0.1 ~ 10.0	11	16	29	2						8	24	10	100	
		10.1 ~ 20.0			1	28	26	6		1	20	23	3		108	
		20.1					5	24	31	30	9				99	
	Daily Min. Temp.	- 15.0												2	20	57
		- 14.9 ~ - 5.0	19	15	1									20	75	
		- 4.9 ~ 0.0	10	12	21							2	20	10	82	
		0.1 ~ 10.0	2	1	9	27	13	1			2	18	8	1	150	
		10.1				3	18	29	31	31	27	11				
	Daily Precip.	0.1mm	7	7	9	8	6	7	19	18	4	5	5	7	102	
		10.0mm		2		3	1	1	10	11	2	1		1	32	
		30.0mm						1	3	4	2				10	
		80.0mm														
		100.0mm														
	Hourly Max. Precip.	1.0mm	4	4	5	7	4	5	16	17	3	5	3	3	76	
6.0mm			1		1		1	9	10	2				24		
10.0mm							1	8	8	2				19		
20.0mm							1	2	3					6		
30.0mm							1	2	2					5		
Daily Max. Wind Speed	0.5 ~ 3.3%	2	1					2		3	3	2	2	15		
	3.4 ~ 7.9%	18	17	21	13	20	24	20	26	23	23	20	19	244		
	8.0 ~ 13.8%	11	9	10	16	11	6	9	5	3	5	7	10	102		
	13.9%		1		1							1		3		
10 - Day Summary	Mean Temp.	1st	31	- 8	33	124	171	198	253	269	202	161	80	1		
		2nd	- 35	12	62	134	176	226	261	241	197	123	34	- 40		
		3rd	- 32	20	75	146	197	244	265	232	168	94	25	- 3		
	Mean Max. Temp.	1st	95	45	101	189	247	260	298	319	261	213	161	57		
		2nd	25	84	150	205	252	299	309	284	257	180	97	20		
		3rd	29	84	135	227	277	310	307	286	237	176	90	51		
	Mean Min. Temp.	1st	- 21	- 54	- 29	62	96	134	227	231	159	123	15	- 46		
		2nd	- 87	- 59	- 19	69	101	145	226	215	143	80	- 28	- 99		
		3rd	- 91	- 41	18	59	119	193	233	191	117	34	- 30	- 48		
	Mean Wind Speed	1st	9	12	15	13	12	13	7	9	7	7	8	11		
		2nd	10	12	9	13	13	11	9	10	11	8	11	13		
		3rd	10	11	10	13	11	11	9	9	7	8	10	10		
	Total Precip.	1st		10	30	215	120	80	2200	820	15	170	25	50		
		2nd	30	230	5	360	5		540	1405	520	110	5	5		
		3rd	85	165	185	5	60	435	450	1060	395		80	175		

Element		1	2	3	4	5	6	7	8	9	10	11	12					
(0.1 )	Air Temp.	Mean	- 15	5	53	132	180	221	260	247	191	138	48	- 14	121			
		Mean Max.	53	75	132	213	266	297	311	301	259	208	128	50	191			
		Mean Min.	- 79	- 64	- 22	53	94	151	223	209	133	85	- 22	- 74	57			
		Highest	137	168	194	299	332	346	347	353	294	273	216	124	353			
		Date	8	16	19	30	29	23	21	6	25	9	7	3	08/06			
		Lowest	- 142	- 112	- 66	- 9	46	76	176	145	48	- 32	- 65	- 151	- 151			
		Date	25	2	3	3	8	4	27	27	30	31	17	14	12/14			
(0.1mm)	Precip.	00~24h Total	105	440	300	600	225	755	2665	2820	1110	385	120	160	9685			
		Highest. 1	Daily	40	200	110	205	130	565	470	790	635	165	45	125	790		
			Date	29	22	25	17	9	28	3	14	11	12	26	24	08/14		
			Hourly	15	50	35	65	60	480	335	440	160	60	20	60	480		
	Date	29	20	31	18	9	28	6	24	11	11	26	24	06/28				
(0.1%)	Wind	Mean Speed	14	15	14	18	17	15	11	13	12	12	11	14	14			
		Highest Gust Speed	130	137	155	179	157	122	155	139	106	122	141	127	179			
		* Dir.	SW	W	WSW	SW	SW	SW	SW	W	NE	E	SW	WSW	SW			
	Date	22	16	9	28	15	9	17	24	15	22	10	31	04/28				
(0.1%)	Wind Directions Only	Hourly Occurrence Maximum Speed	NNE	30	22	31	34	32	30	34	31	37	34	23	10	37		
			NE	45	26	43	66	40	49	46	54	54	61	31	20	66		
			ENE	39	22	34	67	47	39	44	37	47	50	20	24	67		
			E	18	18	17	16	26	33	31	24	38	25	23	19	38		
			ESE	16	19	22	14	19	24	21	22	14	22	14	15	24		
			SE	13	11	11	15	23	21	11	14	11	8	13	8	23		
			SSE		15	17	18	12	22	10	10	14	13	10	21	22		
			S	19	9	15	20	17	21	15	16	16	21	9	15	21		
			SSW	17	20	24	30	22	23	7	19	19	21	22	28	30		
			SW	55	70	70	81	66	52	45	64	39	29	63	75	81		
			WSW	53	59	83	92	71	57	44	47	36	37	57	50	92		
			W	41	52	52	44	44	41	27	20	34	41	44	39	52		
			WNW	30	43	41	41	37	32	23	24	24	28	32	37	43		
			NW	37	37	26	40	24	26	18	19	24	24	33	36	40		
			NNW	43	38	32	30	28	43	20	35	21	22	37	29	43		
			N	28	32	37	26	22	33	21	28	35	27	25	29	37		
			(0.1%)	Hourly Occurrence Percentage	CALM	260	255	251	244	217	183	350	242	311	330	339	234	268
					NNE	26	16	42	28	22	47	35	94	61	65	6	3	37
					NE	50	9	27	50	34	74	59	122	92	133	7	9	56
					ENE	16	13	42	49	44	47	38	60	44	65	24	16	38
					E	31	21	20	24	15	32	34	18	31	35	29	17	26
					ESE	11	6	15	13	22	24	7	14	14	8	11	8	13
					SE	4	7	7	7	11	11	5	11	6	7	6	4	7
					SSE		1	4	4	12	8	8	11	13	9	6	3	7
					S	4	3	9	6	11	17	7	8	6	5	7	5	7
					SSW	8	16	7	8	9	21	4	11	10	8	10	7	10
					SW	114	110	102	115	93	119	127	86	82	57	79	97	98
WSW	271	315			304	289	353	249	183	141	193	137	274	329	253			
W	90	101			58	79	85	68	65	52	58	31	65	140	74			
WNW	32	40			26	31	28	32	24	26	21	26	40	38	30			
NW	30	42	26	32	23	19	19	25	18	30	44	42	29					
NNW	40	30	36	14	15	21	16	34	19	32	39	30	27					
N	13	12	26	8	8	28	20	46	22	22	15	19	20					

Element		1	2	3	4	5	6	7	8	9	10	11	12			
Number of Days With Classified	Daily Max. Temp.	0.0	3											2	5	
		0.1 ~ 10.0	26	19	7								9	26	87	
		10.1 ~ 20.0	2	9	24	12	2					1	14	19	3	86
		20.1 ~ 30.0				18	24	16	11	14	29	17	2			131
		30.1					5	14	20	16						55
	Daily Mean Temp.	- 5.0	7												5	12
		- 4.9 ~ 0.0	13	14	1								2	17	47	
		0.1 ~ 10.0	11	14	30	2						4	25	9	95	
		10.1 ~ 20.0				27	26	8		1	20	26	3		111	
		20.1				1	5	22	31	28	10	1			98	
	Daily Min. Temp.	- 15.0													1	1
		- 14.9 ~ - 5.0	22	21	7								6	22	78	
		- 4.9 ~ 0.0	8	7	17	3						2	16	8	61	
		0.1 ~ 10.0	1		7	26	20	3			4	17	8		86	
		10.1				1	11	27	31	30	26	12			138	
	Daily Precip.	0.1mm	5	6	9	9	4	8	20	19	5	5	5	4	99	
		10.0mm		2	1	2	1	1	9	8	2	1		1	28	
		30.0mm						1	3	3	2				9	
		80.0mm														
		100.0mm														
	Hourly Max. Precip.	1.0mm	3	5	8	9	3	6	17	15	3	5	4	2	80	
6.0mm					2	1	2	11	10	2	1		1	30		
10.0mm							1	5	5	1				12		
20.0mm							1	1	2					4		
30.0mm							1	1	1					3		
Daily Max. Wind Speed	0.5 ~ 3.3%	1						1		1		2		5		
	3.4 ~ 7.9%	17	16	20	9	16	19	24	25	23	26	14	14	223		
	8.0 ~ 13.8%	13	12	10	19	13	11	5	4	6	5	13	17	128		
	13.9%			1	2	2		1	1			1		8		
10 - Day Summary	Mean Temp. (0.1 )	1st	27	- 9	30	121	170	199	255	271	198	178	87	2		
		2nd	- 39	10	55	132	175	222	260	243	198	139	32	- 42		
		3rd	- 31	15	73	144	195	242	264	226	178	102	24	- 3		
	Mean Max. Temp. (0.1 )	1st	96	53	104	195	250	271	304	324	263	232	182	65		
		2nd	31	86	155	209	262	306	313	288	259	197	106	25		
		3rd	35	89	136	236	285	316	314	291	255	195	96	58		
	Mean Min. Temp. (0.1 )	1st	- 34	- 63	- 41	51	85	128	226	228	145	136	10	- 54		
		2nd	- 98	- 73	- 39	62	91	138	219	213	140	93	- 38	- 111		
		3rd	- 101	- 53	12	46	106	189	225	185	115	33	- 37	- 58		
	Mean Wind Speed (0.1%)	1st	15	16	20	18	18	19	9	13	9	11	10	13		
		2nd	14	16	11	20	17	15	11	13	18	13	13	15		
		3rd	13	12	12	17	15	12	12	11	9	11	11	13		
Total Precip. (0.1mm)	1st		20	45	150	175	45	1555	710	45	145	30	35			
	2nd	35	220	10	420		80	560	1250	635	240					
	3rd	70	200	245	30	50	630	550	860	430		90	125			

Element		1	2	3	4	5	6	7	8	9	10	11	12				
(0.1 )	Air Temp.	Mean	9	15	54	116	165	199	252	251	222	168	78	11	128		
		Mean Max.	41	48	92	162	214	238	283	283	254	201	113	40	164		
		Mean Min.	- 15	- 12	29	84	131	169	225	228	196	142	49	- 18	101		
		Highest	113	118	130	243	291	284	323	325	284	243	205	104	325		
		Date	1	16	31	30	30	16	20	4	4	2	7	3	08/04		
		Lowest	- 66	- 53	- 16	45	94	147	201	186	162	66	- 16	- 66	- 66		
		Date	23	10	7	2	2	4	1	28	29	30	30	12	12/12		
(0.1mm)	Precip.	00~24h Total	130	155	10	385	300	515	4080	2695	260	220	310	455	9515		
		Highest. 1	Daily	55	100	5	310	105	340	740	685	135	110	100	205	740	
			Date	20	22	2	5	13	26	31	20	11	11	25	24	07/31	
			Hourly	20	25	5	55	105	340	445	480	45	60	95	60	480	
(0.1%)	Wind	Date	20	22	2	5	13	26	31	28	27	11	25	24	08/28		
		Mean Speed	33	35	28	32	28	25	29	29	27	29	34	35	30		
		Highest Gust Speed	131	118	107	144	175	134	122	143	107	131	155	137	175		
		Dir.	NW	SSE	SW	NNW	WNW	SSE	E	SSW	ENE	ESE	WNW	NW	WNW		
(0.1%)	Wind Directions Only	Date	22	19	9	12	12	26	26	24	15	18	23	10	05/12		
		Hourly Occurrence Maximum Speed	34	35	17	15	22	18	19	24	35	28	20	23	35		
		NNE	30	29	35	44	37	42	25	32	36	48	32	30	48		
		NE	55	48	49	57	45	53	35	72	76	72	64	46	76		
		ENE	83	70	48	87	49	79	87	101	78	98	60	62	101		
		E	86	32	6	80	39	88	78	97	70	85	82	41	97		
		ESE	43	59		64	50	48	50	60	44	49	56	70	70		
		SE	33		29	44	53	89	58	68	33	18	51	45	89		
		SSE	66	77	58	78	83	62	67	61	63	49	81	65	83		
		S	57	48	50	69	61	53	59	62	56	37	52	56	69		
		SSW	49	43	63	51	59	41	57	51	41	27	45	34	63		
		SW	20	56	59	50	58	43	48	10	52	21	59	41	59		
		WSW	57	53	46	49	64	41	32	44	49	14	55	59	64		
		W	76	53	60	59	51	49	31	32	51	45	71	54	76		
		WNW	92	82	67	73	60	49	32	45	44	71	79	96	96		
		NW	66	67	65	73	45	25	24	74	35	52	61	66	74		
		NNW	33	42	28	60	23	26	23	47	46	53	35	41	60		
		(0.1%)	Hourly Occurrence Percentage	CALM	4	3	7	6	7	14	3	12	14	1		3	6
				NNE	26	18	19	13	20	15	28	35	25	41	15	13	22
				NE	36	24	30	14	46	32	27	38	29	67	14	18	31
ENE	81			49	30	14	27	24	12	59	114	165	57	49	57		
E	66			10	5	26	5	25	26	117	111	79	38	31	45		
ESE	11			1	1	14	1	11	8	50	18	31	14	4	14		
SE	5			6		10	4	14	19	44	18	12	18	20	14		
SSE	1				1	11	7	7	11	17	3	1	10	26	8		
S	46			83	43	138	132	67	176	35	67	23	106	113	86		
SSW	42			61	56	166	147	72	291	75	60	12	83	63	94		
SW	9			15	23	42	51	24	51	16	15	7	32	22	26		
WSW	4			9	19	31	30	25	16	4	10	5	15	5	14		
W	22			37	132	125	133	129	36	48	43	7	22	28	64		
WNW	77			128	315	238	233	321	114	149	121	56	103	46	158		
NW	332	315	191	74	99	138	94	151	221	219	229	232	190				
NNW	209	204	90	47	35	32	43	93	90	167	195	296	125				
N	30	36	39	32	24	51	44	56	40	106	49	31	45				



Element		1	2	3	4	5	6	7	8	9	10	11	12		
Number of Days With Classified	Daily Max. Temp.	0.0	5	3										6	14
		0.1 ~ 10.0	25	23	19	1							12	24	104
		10.1 ~ 20.0	1	2	12	25	14	2				13	17	1	87
		20.1 ~ 30.0				4	17	28	25	23	30	18	1		146
		30.1							6	8					14
	Daily Mean Temp.	- 5.0												12	35
		- 4.9 ~ 0.0	13	9	1									12	35
		0.1 ~ 10.0	18	19	30	5						1	20	19	112
		10.1 ~ 20.0				25	29	17			1	25	10		107
	Daily Min. Temp.	20.1					2	13	31	31	29	5			111
		- 15.0												5	11
		- 14.9 ~ - 5.0	5	1										5	11
		- 4.9 ~ 0.0	16	19	3								3	17	58
	Daily Precip.	0.1 ~ 10.0	10	8	28	26	3					3	24	9	111
		10.1				4	28	30	31	31	30	28	3		185
		0.1mm	6	4	2	3	5	5	17	12	4	4	6	6	74
		10.0mm		1		1	1	1	9	5	1	1	1	2	23
	Hourly Max. Precip.	30.0mm				1		1	7	3					12
		80.0mm													
		100.0mm													
		1.0mm	3	4		3	5	4	16	12	4	4	6	5	66
6.0mm						2	2	9	5		1	1	1	21	
Daily Max. Wind Speed	10.0mm					1	1	7	5					14	
	20.0mm						1	6	2					9	
	30.0mm						1	4	2					7	
	0.5 ~ 3.3%														
Daily Max. Wind Speed	3.4 ~ 7.9%	13	12	17	14	22	19	18	16	18	16	11	8	184	
	8.0 ~ 13.8%	18	16	14	14	8	11	13	14	12	15	17	23	175	
	13.9%				2	1			1			2		6	
10 - Day Summary	Mean Temp.	1st	53	2	35	100	150	183	249	264	230	194	127	27	
		2nd	- 7	19	60	115	163	203	251	248	223	163	59	- 17	
		3rd	- 15	25	65	134	181	212	255	242	212	149	48	21	
	Mean Max. Temp.	1st	82	25	74	142	200	223	276	304	258	226	162	59	
		2nd	20	62	101	161	209	245	285	276	254	196	91	12	
		3rd	22	60	100	184	231	246	289	271	251	182	85	47	
	Mean Min. Temp.	1st	28	- 17	8	70	115	155	226	238	206	169	96	- 7	
		2nd	- 31	- 15	33	88	131	168	217	229	198	139	34	- 45	
		3rd	- 40	- 4	44	95	145	182	232	219	183	119	16	- 4	
	Mean Wind Speed	1st	32	37	36	30	26	30	33	22	20	31	32	37	
		2nd	32	38	24	33	31	25	27	40	33	31	37	36	
		3rd	33	30	25	33	27	20	27	27	28	26	34	33	
Total Precip.	1st	5	10	10	310	90	75	1400	175	10	110	75	180		
	2nd	55	45		75	105		1340	1570	135	110				
	3rd	70	100			105	440	1340	950	115		235	275		

Element		1	2	3	4	5	6	7	8	9	10	11	12				
(0.1 )	Air Temp.	Mean	18	17	53	101	147	189	242	247	210	166	87	25	125		
		Mean Max.	50	46	88	131	179	224	262	278	245	204	120	54	157		
		Mean Min.	- 8	- 12	23	77	120	162	225	223	180	131	54	- 6	97		
		Highest	115	83	132	173	214	272	286	313	280	238	187	123	313		
		Date	7	16	19	9	5	26	30	5	26	22	1	3	08/05		
		Lowest	- 59	- 48	- 13	30	77	124	191	187	128	78	- 7	- 61	- 61		
		Date	31	21	7	1	1	11	1	30	29	31	19	14	12/14		
(0.1mm)	Precip.	00~24h Total	110	160	35	325	260	105	1745	2205	340	150	110	380	5925		
		Highest. 1	Daily	45	100	25	210	150	80	420	775	185	80	40	180	775	
			Date	29	22	7	5	9	6	8	20	27	1	25	24	08/20	
			Hourly	15	30	15	45	40	25	235	290	145	20	25	60	290	
(0.1%)	Wind	Date	20	22	7	5	23	6	8	21	27	11	25	24	08/21		
		Mean Speed	31	34	24	28	23	21	28	23	21	23	35	36	27		
		Highest Gust Speed	155	127	105	162	136	98	126	133	101	134	151	127	162		
		Dir.	WNW	S	N	S	SSE	SSE	SSE	SSW	NE	NNW	S	NW	S		
(0.1%)	Wind Directions Only	Date	20	19	2	14	13	7	3	20	27	29	25	10	04/14		
		Hourly Occurrence Maximum Speed	45	40	23	31	32	36	25	54	56	42	33	41	56		
		NNE	13	15	13	14	16	8	15	22	13	33	10	15	33		
		NE	22	8			12	19	12	23	8	18	23	23	23		
		ENE	27	28	30	27	16	20	23	23	24	22	32	32	32		
		E	24	30	34	50	43	28	32	17	14	20	18	33	50		
		ESE	20	25	30	53	47	43	43	27	29	21	28	25	53		
		SE	70	106	71	92	102	85	89	107	66	35	82	87	107		
		SSE	88	88	60	116	115	52	96	111	69	53	119	86	119		
		S	93	30	57	20	40	22	31	67	35	49	103	78	103		
		SSW	27	18	28	16	18	16	14	18	21	17	25	8	28		
		SW	21	18	15	16	20	16		20	15	16	21	5	21		
		WSW	36	15	25	18	29	30	15	39	19	23	25	41	41		
		W	40	25	29	15	34	17	12	18	18	17	36	48	48		
		WNW	61	52	52	49	42	36	19	28	51	24	71	62	71		
		NW	93	76	62	49	55	62	42	38	61	83	85	86	93		
		NNW	87	71	62	58	61	41	31	51	48	88	76	70	88		
		(0.1%)	Hourly Occurrence Percentage	CALM	34	48	66	36	82	81	43	98	92	64	19	27	57
				NNE	97	58	58	39	23	38	26	63	142	205	60	47	71
				NE	18	10	5	1	11	1	4	16	13	18	14	16	11
ENE	26			4			3	1	4	4	1	11	26	28	9		
E	26			19	9	7	5	4	12	15	14	9	47	28	16		
ESE	22			36	31	22	20	10	26	9	24	20	19	22	22		
SE	9			18	48	138	138	72	194	42	31	18	17	19	62		
SSE	59			101	85	269	274	224	455	204	108	54	96	95	169		
S	59			64	54	64	69	82	82	161	121	64	146	112	90		
SSW	27			12	24	11	20	24	12	28	17	12	39	38	22		
SW	4			3	11	8	7	4	5	4	13	9	6	1	6		
WSW	11			3	8	6	7	7		7	7	9	4	1	6		
W	11			3	23	6	22	17	5	30	19	11	13	5	14		
WNW	15			13	26	10	17	14	9	8	7	1	19	28	14		
NW	51			79	67	29	38	28	15	42	43	16	58	28	41		
NNW	179			186	212	150	128	208	67	99	122	76	156	95	139		
N	353			342	273	204	137	186	40	169	227	403	261	409	250		

Element		1	2	3	4	5	6	7	8	9	10	11	12		
Number of Days With Classified	Daily Max. Temp.	0.0	2	1										2	5
		0.1 ~ 10.0	27	27	21	1							9	26	111
		10.1 ~ 20.0	2		10	29	26	6				13	21	3	110
		20.1 ~ 30.0					5	24	30	26	30	18			133
		30.1								5					5
	Daily Mean Temp.	- 5.0													
		- 4.9 ~ 0.0	11	4	1									7	23
		0.1 ~ 10.0	20	24	30	12							18	24	128
		10.1 ~ 20.0				18	31	21			6	31	12		119
	Daily Min. Temp.	20.1						9	30	31	24				94
		- 15.0													
		- 14.9 ~ - 5.0	1											1	2
		- 4.9 ~ 0.0	20	24	4								1	19	68
	Daily Precip.	0.1 ~ 10.0	10	4	27	29	3					3	24	11	111
		10.1				1	28	30	30	31	30	28	5		183
		0.1mm	8	4	2	6	6	3	14	15	4	5	6	15	88
		10.0mm		1		1	1			5	5	2		1	16
	Hourly Max. Precip.	30.0mm							2	3					5
		80.0mm													
		100.0mm													
		1.0mm	5	3	2	3	6	3	13	13	3	3	3	7	64
Daily Max. Wind Speed	6.0mm							5	6	1			1	13	
	10.0mm							4	3	1				8	
	20.0mm							2	2					4	
	30.0mm														
Daily Max. Wind Speed	0.5 ~ 3.3%		1						3	2	1			7	
	3.4 ~ 7.9%	15	12	22	23	25	26	25	20	25	24	13	9	239	
	8.0 ~ 13.8%	15	15	9	6	6	4	6	8	3	6	15	22	115	
	13.9%	1			1							2		4	
10 - Day Summary	Mean Temp.	1st	57	8	35	91	139	169	232	260	216	184	130	42	
		2nd	3	20	59	100	142	186	242	245	210	162	72	- 3	
		3rd	- 4	24	65	111	158	213	250	236	203	152	60	34	
	Mean Max. Temp.	1st	83	31	63	124	185	198	252	297	252	216	161	76	
		2nd	34	54	96	131	165	218	262	271	247	201	106	28	
		3rd	34	54	105	138	188	256	272	266	235	195	95	59	
	Mean Min. Temp.	1st	33	- 15	10	64	104	149	215	235	188	156	100	5	
		2nd	- 24	- 9	27	81	122	159	226	224	181	127	41	- 32	
		3rd	- 31	- 11	32	85	133	177	234	210	173	113	21	8	
	Mean Wind Speed	1st	27	34	31	24	20	28	37	13	13	22	32	37	
		2nd	32	41	22	31	25	19	28	25	24	22	36	38	
		3rd	34	27	20	28	24	14	21	30	25	26	38	33	
Total Precip.	1st			35	215	160	95	1010	150	20	105	20	85		
	2nd	50	60		110	25		285	1505	135	45		25		
	3rd	60	100			75	10	450	550	185		90	270		

		Element	1	2	3	4	5	6	7	8	9	10	11	12				
(0.1 )	Air Temp.	Mean	- 11	3	54	128	175	212	256	244	199	143	57	- 8	121			
		Mean Max.	41	68	141	213	259	291	297	291	261	205	118	41	186			
		Mean Min.	- 62	- 53	- 10	64	108	153	228	210	148	92	2	- 53	69			
		Highest	125	144	198	295	301	345	332	347	287	266	198	108	347			
		Date	8	28	18	16	3	23	30	5	26	10	7	3	08/05			
		Lowest	- 138	- 103	- 59	- 5	67	93	197	149	77	5	- 67	- 126	- 138			
		Date	15	2	8	2	6	4	13	30	29	30	19	14	01/15			
(0.1mm)	Precip.	00~24h Total	210	380	95	455	385	215	4070	2445	485	260	270	430	9700			
		Highest. 1	Daily	85	140	55	260	165	105	1095	660	270	150	110	125	1095		
			Date	20	22	1	5	9	26	3	14	11	1	26	24	07/03		
			Hourly	40	50	35	70	65	85	540	375	90	25	100	50	540		
(0.1%)	Wind	Mean Speed	18	19	22	26	24	21	19	17	18	16	19	16	20			
		Highest Gust Speed	164	150	162	213	184	127	153	165	127	124	177	144	213			
		* Dir.	WNW	SW	WSW	SSW	WSW	W	S	W	SE	WSW	W	W	SSW			
(0.1%)	Wind Directions Only	Date	20	19	9	14	13	9	16	24	15	29	10	10	04/14			
		Hourly Occurrence Maximum Speed	NNE	7	12		17	11	5	5	20	9	21	20	19	21		
			NE	11	6	16	28	10	22	7	21	15	17	15	20	28		
			ENE	27	8	21	38	11	16	18	39	33	40	14	18	40		
			E	40	36	38	56	43	46	36	41	64	45	39	37	64		
			ESE	39	34	35	51	71	50	38	43	64	47	32	32	71		
			SE	26	27	20	32	23	20	24	30	28	28	23	27	32		
			SSE		11	13	14	15	8	30	19	9	16	17	19	30		
			S	23	17	21	25	26	26	20	27	7	12	6	22	27		
			SSW	31	53	11	44	40	14	41	39	31	9	42	29	53		
			SW	59	46	30	68	59	36	64	63	41	18	53	26	68		
			WSW	41	53	69	70	74	60	63	64	44	35	75	36	75		
			W	63	70	82	71	73	56	52	59	52	36	74	68	82		
			WNW	75	64	61	63	58	46	40	34	44	57	61	65	75		
			NW	48	50	56	37	34	30	20	19	25	34	43	43	56		
			NNW	32	29	32	33	18	22	12	24	17	37	27	25	37		
			N	11	15	4	34	15	13	9	22	17	19	27	22	34		
			(0.1%)	Hourly Occurrence Percentage	CALM	152	262	157	43	46	86	91	95	90	97	78	121	109
					NNE	3	1		4	1	1	3	9	3	7	11	5	4
NE	3	1			4	11	4	6	3	11	8	15	10	20	8			
ENE	24	1			12	24	5	10	11	28	47	75	17	36	24			
E	117	46			63	85	62	103	87	204	199	259	106	102	120			
ESE	124	37			78	67	67	76	71	157	144	151	113	121	101			
SE	19	10			16	19	5	21	16	46	42	30	32	28	24			
SSE		3			1	6	7	4	15	5	3	8	7	9	6			
S	5	6			8	8	3	6	13	15	3	7	1	5	7			
SSW	5	13			7	8	9	6	28	15	6	4	14	5	10			
SW	7	28			12	44	17	15	110	44	18	4	29	13	29			
WSW	42	55			43	128	126	92	185	77	50	35	54	30	76			
W	128	153			316	289	380	353	261	155	188	120	157	117	218			
WNW	241	284			223	181	196	169	73	82	119	110	232	206	175			
NW	103	74			48	57	52	44	19	36	60	44	100	141	65			
NNW	24	16	11	17	15	7	12	13	13	23	29	26	17					
N	4	6		10	3	1	1	7	8	12	11	13	6					

Element		1	2	3	4	5	6	7	8	9	10	11	12			
Number of Days With Classified	Daily Max. Temp.	0.0	7											5	12	
		0.1 ~ 10.0	20	22	4								9	24	79	
		10.1 ~ 20.0	4	6	27	9	1	1				13	21	2	84	
		20.1 ~ 30.0				21	29	15	15	17	30	18				145
		30.1					1	14	16	14						45
	Daily Mean Temp.	-5.0	7												5	12
		-4.9 ~ 0.0	14	15	1								2	12	44	
		0.1 ~ 10.0	10	13	30	2						2	22	14	93	
		10.1 ~ 20.0				28	28	9		2	13	28	6		114	
		20.1					3	21	31	29	17	1			102	
	Daily Min. Temp.	-15.0														
		-14.9 ~ -5.0	19	16	1								1	17	54	
		-4.9 ~ 0.0	9	11	18	1							17	11	67	
		0.1 ~ 10.0	3	1	12	26	12	1			2	17	11	3	88	
		10.1				3	19	29	31	31	28	14	1		156	
	Daily Precip.	0.1mm	6	6	3	6	7	4	17	16	5	4	8	10	92	
		10.0mm		2		2	1	1	10	7	2	1	1	2	29	
		30.0mm							6	3					9	
		80.0mm							1						1	
		100.0mm							1						1	
	Hourly Max. Precip.	1.0mm	5	4	3	6	6	3	16	14	3	3	6	7	76	
6.0mm					1	1	1	10	6	2		1		22		
10.0mm								7	5			1		13		
20.0mm								3	1					4		
30.0mm								2	1					3		
Daily Max. Wind Speed	0.5 ~ 3.3%															
	3.4 ~ 7.9%	19	9	7	4	5	6	15	25	22	25	12	18	167		
	8.0 ~ 13.8%	10	18	22	24	24	24	14	4	8	6	16	12	182		
	13.9%	2	1	2	2	2		2	2			2	1	16		
10 - Day Summary	Mean Temp. (0.1 )	1st	39	-13	28	114	165	191	248	266	206	176	103	8		
		2nd	-34	8	63	129	168	215	253	239	201	136	38	-39		
		3rd	-34	15	71	141	189	231	266	229	190	119	30	3		
	Mean Max. Temp. (0.1 )	1st	95	43	110	201	254	259	285	321	263	231	168	59		
		2nd	18	77	159	204	251	303	300	277	262	192	97	10		
		3rd	12	88	152	233	270	313	307	278	256	194	88	52		
	Mean Min. Temp. (0.1 )	1st	-9	-56	-29	58	100	133	224	232	160	132	47	-36		
		2nd	-85	-58	-12	72	103	147	221	213	151	84	-16	-86		
		3rd	-88	-45	9	63	122	181	238	188	133	63	-25	-38		
	Mean Wind Speed (0.1%)	1st	19	20	23	25	23	24	23	13	13	16	18	17		
		2nd	17	21	19	28	25	21	19	18	23	16	19	17		
		3rd	18	16	23	26	23	17	16	20	17	17	18	15		
Total Precip. (0.1mm)	1st		5	95	265	190	105	3035	105	35	195	60	220			
	2nd	110	235		190	35		670	1540	270	65	15	40			
	3rd	100	140			160	110	365	800	180		195	170			

Element		1	2	3	4	5	6	7	8	9	10	11	12				
(0.1 )	Air Temp.	Mean	10	10	47	103	157	193	247	249	207	155	76	13	122		
		Mean Max.	46	48	94	148	204	239	272	284	247	197	114	44	161		
		Mean Min.	- 19	- 24	14	71	120	162	229	223	177	124	42	- 18	92		
		Highest	105	100	137	217	245	288	308	343	278	252	189	111	343		
		Date	6	16	19	16	31	20	30	5	26	9	7	3	08/05		
		Lowest	- 67	- 60	- 26	27	86	124	199	161	143	59	- 18	- 65	- 67		
		Date	31	21	8	2	1	4	1	30	29	31	19	13	01/31		
(0.1mm)	Precip.	00~24h Total	170	220	100	465	375	250	2410	2015	635	310	185	440	7575		
		Highest. 1	Daily	70	90	50	190	305	120	635	600	440	160	65	210	635	
			Date	29	22	1	17	9	26	3	20	11	1	24	24	07/03	
			Hourly	15	50	25	65	55	100	275	245	110	45	30	65	275	
(0.1%)	Wind	Date	29	20	2	5	9	26	15	20	11	11	26	24	07/15		
		Mean Speed	27	26	21	27	22	19	26	22	23	26	28	29	25		
		Highest Gust Speed	168	147	128	161	158	100	152	129	128	158	173	169	173		
		* Dir.	NW	NW	WNW	SSW	SW	WSW	WSW	WSW	E	NNW	N	NW	N		
(0.1%)	Wind Directions Only	Date	20	5	2	14	13	7	17	24	27	29	24	10	11/24		
		Hourly Occurrence Maximum Speed	40	35	31	21	15	21	13	12	12	26	23	35	40		
		NNE	35	32	17	16	11	16	14	15	17	20	30	57	57		
		NE	35	36	24	22	22	23	22	23	20	43	41	39	43		
		ENE	68	55	59	58	57	53	45	58	86	88	65	69	88		
		E	60	47	46	71	29	24	22	68	74	91	68	74	91		
		ESE	16	8	15	13	18			11	9	6	15	12	18		
		SE	13	10	9	16	14	6	8	10			8		16		
		SSE		9	9	13	10	9	13	11	7		7		13		
		S	5	8	13	10	13	15	9	14		13		9	15		
		SSW	10	13	13	22	19	9	12	12	14		7	13	22		
		SW	107	74	70	111	88	67	87	79	70	36	86	68	111		
		WSW	47	33	41	55	47	32	41	51	34	25	52	53	55		
		W	52	42	36	37	30	36	24	23	36	25	52	41	52		
		WNW	85	67	65	54	43	37	29	27	37	32	58	70	85		
		NW	68	58	49	44	44	38	20	34	43	62	54	53	68		
		NNW	41	41	39	31	40	30	16	20	27	47	37	40	47		
		N	17	61	70	47	89	132	133	120	72	63	49	34	74		
		(0.1%)	Hourly Occurrence Percentage	CALM	22	18	11	15	7	13	5	7	8	17	4	9	11
				NNE	34	24	17	7	7	10	4	12	14	30	26	77	22
NE	55			40	34	18	38	35	13	34	42	42	22	52	35		
ENE	325			193	110	97	94	114	54	226	297	348	222	343	202		
E	99			55	42	17	22	32	12	81	97	227	135	288	93		
ESE	3			3	5	15	4			5	1	1	4	9	4		
SE	1			1	8	4	12	1	1	3			1		3		
SSE				1	4	3	4	3	4	1	1		1		2		
S	1			4	9	3	5	3	3	3		1		1	3		
SSW	4			7	4	10	8	6	4	8	6		3	3	5		
SW	129			164	171	403	409	247	642	259	168	63	194	83	245		
WSW	34			46	74	64	105	78	38	81	61	17	75	28	58		
W	24			27	69	39	44	72	30	28	26	24	29	5	35		
WNW	73			118	195	131	66	96	30	44	75	44	89	24	82		
NW	151			196	144	89	62	104	17	55	107	91	119	30	96		
NNW	28			40	34	39	26	56	9	34	24	30	25	13	30		

Element		1	2	3	4	5	6	7	8	9	10	11	12		
Number of Days With Classified	Daily Max. Temp.	0.0	2	2										5	9
		0.1 ~ 10.0	27	26	19								10	25	107
		10.1 ~ 20.0	2		12	29	12	3				17	20	1	96
		20.1 ~ 30.0				1	19	27	29	24	30	14			144
		30.1							2	7					9
	Daily Mean Temp.	- 5.0													
		- 4.9 ~ 0.0	15	9	1									11	36
		0.1 ~ 10.0	16	19	30	13						1	21	20	120
		10.1 ~ 20.0				17	31	19		1	10	30	9		117
	Daily Min. Temp.	20.1						11	31	30	20				92
		- 15.0													
		- 14.9 ~ - 5.0	4	3										6	13
		- 4.9 ~ 0.0	17	23	4								3	15	62
	Daily Precip.	0.1 ~ 10.0	10	2	27	28	3					4	25	10	109
		10.1				2	28	30	31	31	30	27	2		181
		0.1mm	8	6	3	5	6	6	14	12	5	5	8	14	92
		10.0mm				2	1	1	8	4	2	1		1	20
	Hourly Max. Precip.	30.0mm					1		2	2	1				6
		80.0mm													
		100.0mm													
1.0mm		5	4	5	4	3	4	13	11	4	3	5	8	69	
Daily Max. Wind Speed	6.0mm				2		1	7	6	1			1	18	
	10.0mm						1	5	4	1				11	
	20.0mm							3	2					5	
	30.0mm														
Daily Max. Wind Speed	0.5 ~ 3.3%														
	3.4 ~ 7.9%	16	14	20	13	18	27	20	22	20	17	10	8	205	
	8.0 ~ 13.8%	11	11	11	15	12	3	10	9	10	12	16	20	140	
10 - Day Summary	Mean Temp.	13.9%	4	3		2	1		1			2	4	3	20
		1st	50	1	29	88	145	172	238	270	215	180	116	30	
		2nd	- 7	13	52	103	152	195	245	243	207	151	61	- 14	
	Mean Max. Temp.	3rd	- 12	20	58	117	172	213	256	236	198	137	52	21	
		1st	84	30	71	134	198	209	264	309	254	222	155	65	
		2nd	29	57	107	148	193	247	271	273	246	190	96	18	
	Mean Min. Temp.	3rd	27	59	103	163	218	261	281	270	240	180	89	49	
		1st	22	- 27	- 1	59	108	142	221	241	185	153	82	- 5	
		2nd	- 36	- 26	11	75	117	161	227	221	180	120	30	- 45	
	Mean Wind Speed	3rd	- 41	- 18	29	79	133	184	239	208	166	102	14	- 6	
		1st	22	26	26	24	22	24	34	15	15	22	24	31	
		2nd	28	29	18	29	23	19	25	21	33	30	29	34	
Total Precip.	3rd	30	23	19	27	22	13	21	30	21	26	32	23		
	1st		5	75	180	310	110	1320	105	90	215	50	80		
	2nd	55	125		280	10		925	1640	440	95	5	90		
(0.1mm)	3rd	115	90	25	5	55	140	165	270	105		130	270		

Element		1	2	3	4	5	6	7	8	9	10	11	12				
(0.1 )	Air Temp.	Mean	- 13	1	51	127	175	212	261	251		166	82	16			
		Mean Max.	44	64	129	199	250	282	299	298		208	119	46			
		Mean Min.	- 71	- 59	- 19	62	108	153	233	214		134	49	- 13			
		Highest	124	133	179	277	290	328	331	347	288	256	212	112	347		
		Date	8	28	19	16	3	23	20	5	26	8	7	3	08/05		
		Lowest	- 140	- 108	- 58	- 16	63	95	202	146	140	66	- 20	- 72	- 140		
		Date	24	2	8	2	6	4	13	31	1	31	19	13	01/24		
(0.1mm)	Precip.	00~24h Total	155	285	90	435	450	270	3760	2600	160	205	210	315	8935		
		Highest.	1 Daily	65	115	65	245	160	160	780	750	145	105	85	150	780	
			Date	20	22	1	5	9	26	3	14	27	1	24	24	07/03	
			Hourly	45	35	50	90	95	120	450	305	95	30	50	60	450	
(0.1%)	Wind	Date	20	22	2	5	24	26	4	6	27	11	24	24	07/04		
		Mean Speed	14	19	19	25	22	19	20	14		44	51	50			
		Highest Gust Speed	142	143	143	185	148	100	136	143	139	168	229	168	229		
		Dir.	SSW	SSW	NW	SW	SW	SW	SSW	SW	E	N	NW	N	NW		
(0.1%)	Wind Directions Only	Date	27	19	6	14	13	9	3	24	16	29	23	5	11/23		
		Hourly Occurrence Maximum Speed	21	23	26	54	25	34	18	24	89	89	118	96	118		
		NNE	29	33	31	37	27	34	19	41	93	120	94	69	120		
		NE	32	29	33	45	31	35	28	40	81	85	45	74	85		
		ENE	22	27	33	36	47	36	23	30	107	110	69	58	110		
		E	8	16	15	22	22	19	16	21	96	110	59	59	110		
		ESE	13	16	24	11	11	24	14	15	23	41	37	43	43		
		SE	15	8	10	15	20	15	13	21	51	29	101	76	101		
		SSE	27	28	30	36	16	20	20	18	59	46	104	78	104		
		S	79	67	39	88	87	46	74	61	80	47	118	95	118		
		SSW	69	70	45	103	65	58	81	66	65	42	98	71	103		
		SW	70	60	82	71	57	58	56	56	68	40	106	22	106		
		WSW	51	56	57	67	61	56	46	46	43	27	69	79	79		
		W	48	50	66	53	57	53	33	35	64	53	133	92	133		
		WNW	59	64	60	53	44	37	12	34	87	131	107	111	131		
		NW	45	51	49	45	33	41	12	34	79	115	118	107	118		
		NNW	46	43	48	35	19	5	20	19	93	114	149	119	149		
		N	240	146	152	108	118	150	147	198	70	1		7	112		
		(0.1%)	Hourly Occurrence Percentage	CALM	16	18	9	17	15	17	17	33	50	138	51	60	37
				NNE	30	19	36	38	27	17	15	64	76	133	47	58	46
				NE	89	27	39	72	30	49	39	117	72	86	22	48	58
				ENE	50	24	23	25	11	32	27	36	105	109	118	82	53
				E	8	12	9	8	13	13	12	29	70	87	64	62	32
				ESE	8	4	12	7	4	8	7	7	14	27	31	34	14
				SE	8	3	1	8	5	6	8	15	14	13	29	56	14
				SSE	5	6	7	15	12	15	12	25	50	17	61	89	26
				S	12	42	31	60	47	42	129	57	84	26	86	60	56
SSW	43			80	108	183	136	115	238	96	60	8	24	15	93		
SW	73			119	149	221	234	193	218	89	38	7	18	7	115		
WSW	101			143	191	111	224	186	83	72	31	3	21	20	100		
W	92			82	122	56	47	88	20	61	48	27	35	20	58		
WNW	115			146	63	44	56	44	16	59	89	51	149	42	72		
NW	74	95	32	18	15	25	8	30	62	70	106	136	56				
NNW	36	34	13	8	5	1	3	12	67	196	138	204	60				



Element		1	2	3	4	5	6	7	8	9	10	11	12		
Number of Days With Classified	Daily Max. Temp.	0.0	4	1										4	9
		0.1 ~ 10.0	22	23	4								10	25	84
		10.1 ~ 20.0	5	4	27	14	2	1				11	19	2	85
		20.1 ~ 30.0				16	29	23	15	14	23	20	1		141
		30.1						6	16	15					37
	Daily Mean Temp.	- 5.0	7												7
		- 4.9 ~ 0.0	14	14	1									10	39
		0.1 ~ 10.0	10	14	30	3						1	19	21	98
		10.1 ~ 20.0				27	28	9		1	2	26	11		104
		20.1					3	21	31	28	21	4			108
	Daily Min. Temp.	- 15.0													
		- 14.9 ~ - 5.0	21	22	1									3	47
		- 4.9 ~ 0.0	8	5	24	1							3	18	59
		0.1 ~ 10.0	2	1	6	26	12	2				4	25	10	88
		10.1				3	19	28	31	29	23	27	2		162
	Daily Precip.	0.1mm	6	5	3	6	6	5	17	14	2	4	8	14	90
		10.0mm		1		2	2	1	8	6	1	1		1	23
		30.0mm							4	3					7
		80.0mm													
		100.0mm													
	Hourly Max. Precip.	1.0mm	5	4	2	4	5	3	15	13	1	3	6	5	66
6.0mm					1	1	1	10	8	1			1	23	
10.0mm							1	6	5					12	
20.0mm								3	2					5	
30.0mm								2	1					3	
Daily Max. Wind Speed	0.5 ~ 3.3%		1											1	
	3.4 ~ 7.9%	22	10	14	6	11	17	18	25	11	8	8	5	155	
	8.0 ~ 13.8%	8	16	16	22	19	13	13	3	10	19	9	13	161	
	13.9%	1	1	1	2	1			1	2	4	13	13	39	
10 - Day Summary	Mean Temp.	1st	35	- 12	25	113	166	193	253	270		193	125	34	
		2nd	- 38	5	55	130	168	212	258	244	220	161	66	- 10	
		3rd	- 35	12	70	138	191	232	271	236	211	147	55	25	
	Mean Max. Temp.	1st	95	39	96	189	246	253	288	322		233	166	66	
		2nd	21	75	149	192	241	289	302	285	261	200	102	23	
		3rd	19	81	141	218	261	302	306	286	254	192	90	49	
	Mean Min. Temp.	1st	- 21	- 59	- 34	54	97	136	229	233		164	93	0	
		2nd	- 95	- 66	- 27	74	102	140	225	215	189	129	35	- 42	
		3rd	- 96	- 50	1	58	123	182	242	193	178	112	19	1	
	Mean Wind Speed	1st	13	18	22	21	20	23	26	12		41	43	54	
		2nd	14	23	17	28	24	18	19	13	50	48	57	55	
		3rd	15	17	19	27	22	15	16	19	38	43	55	41	
Total Precip.	1st			90	255	185	100	2940	530	15	135	30	70		
	2nd	85	170		180	60		500	1610		70	5	65		
	3rd	70	115			205	170	320	460	145		175	180		

Element		1	2	3	4	5	6	7	8	9	10	11	12					
(0.1 )	Air Temp.	Mean	- 18	2	58	136	185	222	264	248	195	140	47	- 17	122			
		Mean Max.	47	74	141	219	273	304	309	299	267	214	122	41	193			
		Mean Min.	- 75	- 62	- 17	61	108	153	232	211	139	82	- 18	- 70	62			
		Highest	135	152	200	290	330	357	340	352	300	280	200	110	357			
		Date	8	16	30	16	29	23	21	5	26	9	7	23	06/23			
		Lowest	- 146	- 107	- 62	- 12	72	88	199	144	70	- 26	- 83	- 142	- 146			
		Date	24	2	8	2	15	4	27	30	30	31	19	14	01/24			
(0.1mm)	Precip.	00~24h Total	130	295	25	170	195	410	5585	2865	640	285	110	230	10940			
		Highest. 1	Daily	45	145	20	85	100	195	1295	875	410	150	60	140	1295		
			Date	29	22	2	6	24	27	3	21	11	1	26	24	07/03		
			Hourly	25	45	15	40	60	210	740	350	100	45	50	60	740		
	Date	27	20	2	6	24	28	16	28	11	1	26	24	07/16				
(0.1%)	Wind	Mean Speed	12	14	15	18	14	12	11	9	8	8	11	11	12			
		Highest Gust Speed	165	119	129	167	124	144	109	117	104	106	161	138	167			
		* Dir.	NNW	NNW	SSE	SW	WSW	WSW	SE	SSW	N	N	W	SW	SW			
	Date	14	17	11	18	13	1	9	24	27	22	3	10	04/18				
(0.1%)	Wind Directions Only	Hourly Occurrence Maximum Speed	NNE	19	19	17	28	13	13	15	19	24	36	14	9	36		
			NE	7	12	17	17	11	13	13	14	12	27	13	11	27		
			ENE	9	11	20	17	14	14	9	11	14	16	14	8	20		
			E	16	17	19	31	14	16	13	11	18	12	12	6	31		
			ESE	24	13	20	35	25	17	19	17	24	16	15	13	35		
			SE	11	16	22	32	39	20	35	28	21	28	13	11	39		
			SSE	21	30	26	27	22	24	46	25	20	35	26	19	46		
			S	19	28	42	24	32	25	31	20	22		48	30	48		
			SSW	48	44	36	64	51	53	45	41	45	23	54	28	64		
			SW	36	44	47	75	48	50	45	56	49	20	54	34	75		
			WSW	41	44	71	67	55	40	39	33	23	18	42	40	71		
			W	30	36	50	52	40	26	22	16	26	10	25	31	52		
			WNW	44	48	59	38	37	22	10	16	15	33	36	46	59		
			NW	51	52	53	40	22	26	9	19	19	29	45	51	53		
			NNW	43	51	50	53	34	36	27	29	36	36	48	40	53		
			N	27	27	36	40	22	25	18	20	29	28	15	31	40		
			(0.1%)	Hourly Occurrence Percentage	CALM	235	170	176	116	161	190	235	326	426	429	356	337	264
					NNE	13	8	12	17	9	17	24	74	38	70	11	12	26
					NE	3	8	12	10	4	10	12	26	15	22	4	5	11
					ENE	3	6	9	6	4	21	7	18	7	5	10	1	8
					E	20	17	11	32	5	14	11	19	11	8	7	4	13
					ESE	23	15	26	52	19	24	22	26	18	17	14	19	23
					SE	27	24	24	36	16	52	31	51	13	30	13	9	27
					SSE	31	20	28	28	35	46	69	46	21	23	35	35	35
					S	23	35	35	22	44	20	40	12	21		26	15	24
					SSW	49	56	35	96	110	73	126	40	25	16	32	28	57
					SW	35	56	101	138	152	109	192	66	67	24	51	52	87
WSW	39	77			74	102	109	63	79	18	29	8	40	43	57			
W	22	48			47	54	67	46	19	16	17	3	21	19	31			
WNW	92	113			75	42	55	38	8	9	7	19	51	86	49			
NW	121	123			130	67	63	73	15	26	21	38	128	138	78			
NNW	191	162	157	146	103	133	55	102	110	110	161	149	131					
N	74	65	47	38	42	74	55	125	156	179	40	46	78					

Element		1	2	3	4	5	6	7	8	9	10	11	12			
Number of Days With Classified	Daily Max. Temp.	0.0	4											4	8	
		0.1 ~ 10.0	23	20	5								10	26	84	
		10.1 ~ 20.0	4	7	26	8		1				11	20	1	78	
		20.1 ~ 30.0				22	26	13	11	15	30	20				137
		30.1					5	16	20	16						57
	Daily Mean Temp.	-5.0	8												5	13
		-4.9 ~ 0.0	13	13	1								5	17	49	
		0.1 ~ 10.0	10	14	30	2						3	20	9	88	
		10.1 ~ 20.0				28	25	5		2	19	26	5		110	
		20.1					6	25	31	29	11	2			104	
	Daily Min. Temp.	-15.0														
		-14.9 ~ -5.0	21	20	3								10	20	74	
		-4.9 ~ 0.0	9	7	20	2						2	13	10	63	
		0.1 ~ 10.0	1		8	24	13	1			3	17	7	1	75	
		10.1				4	18	29	31	31	27	12			152	
	Daily Precip.	0.1mm	5	5	2	5	5	6	21	15	4	5	5	8	86	
		10.0mm		1			1	2	13	7	2	1		1	28	
		30.0mm							6	4	1				11	
		80.0mm							2	1					3	
		100.0mm							2						2	
Hourly Max. Precip.	1.0mm	3	3	1	4	4	6	20	12	4	3	3	5	68		
	6.0mm					1	2	13	8	2			1	27		
	10.0mm						2	10	4	1				17		
	20.0mm						1	4	2					7		
	30.0mm							2	2					4		
Daily Max. Wind Speed	0.5 ~ 3.3%	3	3					2	1	5	2	4	4	24		
	3.4 ~ 7.9%	19	13	19	14	18	24	21	26	21	24	13	19	231		
	8.0 ~ 13.8%	7	11	12	13	13	4	8	4	4	5	12	8	101		
	13.9%	2			3		1					1		7		
10 - Day Summary	Mean Temp. (0.1 )	1st	28	-11	32	127	177	201	257	271	204	181	92	-2		
		2nd	-40	4	63	136	176	223	264	243	195	132	29	-46		
		3rd	-40	16	77	147	200	243	269	231	187	109	21	-3		
	Mean Max. Temp. (0.1 )	1st	101	50	112	206	263	273	301	323	268	239	176	56		
		2nd	21	86	160	213	264	318	313	286	270	204	101	15		
		3rd	21	91	150	237	289	321	313	290	263	201	88	52		
	Mean Min. Temp. (0.1 )	1st	-25	-62	-35	58	102	133	228	230	156	137	24	-52		
		2nd	-96	-74	-27	67	100	137	230	218	136	73	-39	-110		
		3rd	-102	-50	10	56	120	188	236	188	126	40	-40	-49		
	Mean Wind Speed (0.1%)	1st	10	14	18	16	13	14	12	8	5	7	8	11		
		2nd	12	14	12	19	14	11	12	7	10	8	12	13		
		3rd	12	14	14	19	13	10	10	11	7	8	13	11		
Total Precip. (0.1mm)	1st			20	135	80	140	3515	440	45	235	15	45			
	2nd	45	150		35	15		1420	790	410	50	5	30			
	3rd	85	145	5		100	270	650	1635	185		90	155			

Element		1	2	3	4	5	6	7	8	9	10	11	12					
(0.1 )	Air Temp.	Mean	- 17	1	57	136	188	223	267	253	200	143	49	- 15	124			
		Mean Max.	43	64	134	214	269	300	313	302	265	209	117	38	189			
		Mean Min.	- 77	- 59	- 15	64	113	159	236	217	145	87	- 16	- 66	66			
		Highest	136	147	190	297	327	354	345	359	293	283	203	110	359			
		Date	8	16	30	16	29	23	20	6	12	9	7	3	08/06			
		Lowest	- 159	- 110	- 56	- 14	78	100	216	146	74	- 23	- 80	- 135	- 159			
		Date	24	2	3	2	8	4	6	31	30	31	19	14	01/24			
(0.1mm)	Precip.	00~24h Total	165	460	50	695	235	220	3050	2755	770	265	120	270	9055			
		Highest. 1	Daily	75	175	20	240	105	130	640	965	545	155	50	135	965		
			Date	20	19	2	5	9	6	3	21	11	1	24	24	08/21		
			Hourly	25	95	15	60	50	30	335	335	145	45	30	50	335		
(0.1%)	Wind	Date	20	20	2	17	24	6	3	28	11	1	26	24	08/28			
		Mean Speed	11	13	12	15	13	12	11	11	11	11	10	11	12			
		Highest Gust Speed	83	91	90	104	101	77	125	85	123	109	105	120	125			
(0.1%)	Wind Directions Only	Dir.	WSW	W	SW	SSW	E	WSW	SSE	WNW	E	WSW	WSW	WSW	SSE			
		Date	22	10	6	28	9	1	9	23	16	29	10	4	07/09			
		Hourly Occurrence Maximum Speed	NNE	29	26	24	27	18	26	23	31	41	48	24	22	48		
			NE	19	13	18	36	21	27	25	23	24	39	15	13	39		
			ENE	31	14	25	67	22	26	30	34	59	41	18	30	67		
			E	25	26	32	66	62	28	37	31	54	40	28	19	66		
			ESE	18	16	25	19	20	29	25	20	22	40	27	22	40		
			SE	15	25	29	19	21	23	34	15	17	24	24	15	34		
			SSE	20	15	27	29	34	28	28	26	17	18	18	21	34		
			S	21	37	27	37	37	24	41	20	31	16	29	20	41		
			SSW	24	39	33	50	41	25	30	27	30	18	29	22	50		
			SW	22	38	38	55	36	35	31	37	25	19	31	21	55		
			WSW	45	48	49	57	50	35	29	32	33	43	54	45	57		
			W	39	43	41	38	31	36	14	26	39	28	46	38	46		
			WNW	16	21	26	38	23	21	14	18	15	13	27	25	38		
			NW	35	31	26	25	20	29	17	25	18	13	29	27	35		
			NNW	26	32	40	27	16	29	18	26	30	27	34	28	40		
			N	29	32	30	22	20	24	27	27	27	38	28	32	38		
			(0.1%)	Hourly Occurrence Percentage	CALM	298	251	262	182	195	165	199	211	313	301	306	265	246
					NNE	46	33	32	25	13	46	38	136	100	152	24	44	58
NE	30				21	15	21	17	24	34	66	49	62	29	28	33		
ENE	62	37			40	53	22	44	33	76	75	66	54	54	52			
E	58	40			22	32	17	49	53	64	49	101	56	35	48			
ESE	17	7			13	11	13	23	8	12	25	28	31	20	18			
SE	19	18			24	7	10	13	5	10	13	20	26	12	15			
SSE	16	12			36	18	8	13	14	8	7	8	21	16	15			
S	7	39			19	15	28	10	33	7	14	8	26	17	18			
SSW	34	42			38	82	91	72	88	29	26	11	40	19	47			
SW	44	65			67	156	145	127	194	62	61	28	61	48	88			
WSW	216	251			254	233	265	213	164	72	78	39	122	220	177			
W	62	104			79	76	72	52	42	39	36	22	56	87	60			
WNW	12	16			23	22	27	31	14	17	26	15	42	38	24			
NW	27	13			26	18	22	52	20	47	31	31	24	26	28			
NNW	19	25			24	24	32	44	16	65	40	38	35	42	34			
N	34	24			26	25	22	23	45	79	58	71	49	28	40			

Element		1	2	3	4	5	6	7	8	9	10	11	12		
Number of Days With Classified	Daily Max. Temp.	0.0	5	1										5	11
		0.1 ~ 10.0	22	23	4								11	25	85
		10.1 ~ 20.0	4	4	27	8						13	18	1	75
		20.1 ~ 30.0				22	24	13	11	14	30	18	1		133
		30.1					4	15	20	15					54
	Daily Mean Temp.	-5.0	8											5	13
		-4.9 ~ 0.0	13	13	1								4	15	46
		0.1 ~ 10.0	10	15	30	2						2	21	11	91
		10.1 ~ 20.0				28	20	5		1	13	26	5		98
		20.1					8	23	31	28	17	3			110
	Daily Min. Temp.	-15.0	2												2
		-14.9 ~ -5.0	19	18	2								6	19	64
		-4.9 ~ 0.0	8	10	21	1						2	17	12	71
		0.1 ~ 10.0	2		8	25	9	1			3	17	7		72
		10.1				4	19	27	31	29	27	12			149
	Daily Precip.	0.1mm	5	6	6	6	5	4	19	17	4	4	5	7	88
		10.0mm		3		3	1	1	8	6	2	1		1	26
		30.0mm							3	4	1				8
		80.0mm								1					1
		100.0mm													
	Hourly Max. Precip.	1.0mm	3	4	1	6	4	5	17	13	4	3	4	5	69
6.0mm			2		1			8	7	2				20	
10.0mm								7	4	1				12	
20.0mm								2	2					4	
30.0mm								2	1					3	
Daily Max. Wind Speed	0.5 ~ 3.3%	4	3		1			1	1	1		1	3	15	
	3.4 ~ 7.9%	24	19	23	23	21	28	24	24	26	26	20	19	277	
	8.0 ~ 13.8%	3	6	8	6	7		6	4	3	5	9	9	66	
	13.9%														
10 - Day Summary	Mean Temp. (0.1 )	1st	32	-12	30	126		201	259	278	210	184	94	1	
		2nd	-42	5	62	136	176	227	267	247	201	137	29	-44	
		3rd	-40	15	78	146	202	247	276	230	190	110	24	-4	
	Mean Max. Temp. (0.1 )	1st	96	39	100	200		267	303	330	266	235	172	53	
		2nd	18	76	155	207	260	312	317	289	267	197	96	16	
		3rd	18	81	145	234	285	326	317	287	261	195	82	46	
	Mean Min. Temp. (0.1 )	1st	-25	-61	-33	61		142	230	239	161	141	24	-46	
		2nd	-100	-67	-29	70	104	150	233	222	145	81	-36	-105	
		3rd	-104	-47	14	62	125	190	245	187	130	42	-36	-49	
	Mean Wind Speed (0.1%)	1st	11	13	15	16		14	11	11	9	10	9	11	
		2nd	10	13	10	15	13	11	10	12	15	11	11	12	
		3rd	11	12	13	15	12	10	11	10	10	11	10	11	
Total Precip. (0.1mm)	1st			30	320	115	170	2520	485	35	215	15	85		
	2nd	75	315		375	25		295	740	545	50	5	35		
	3rd	90	145	20		95	50	235	1530	190		100	150		

Element		1	2	3	4	5	6	7	8	9	10	11	12				
(0.1 )	Air Temp.	Mean	3	13	54	126	179	218	271	262	210	156	69	8	131		
		Mean Max.	59	69	121	191	242	265	305	308	271	219	132	61	187		
		Mean Min.	- 49	- 43	- 16	61	116	176	246	225	156	94	3	- 42	77		
		Highest	128	145	181	289	288	300	338	376	308	272	213	132	376		
		Date	8	16	19	16	30	23	26	5	26	9	7	3	08/05		
		Lowest	- 116	- 83	- 57	- 8	74	108	226	144	82	- 4	- 46	- 119	- 119		
		Date	24	2	8	2	7	4	1	31	30	31	19	14	12/14		
(0.1mm)	Precip.	00~24h Total	165	260	120	610	480	775	2200	1920	865	255	225	405	8280		
		Highest. 1	Daily	55	130	45	220	200	565	530	455	435	185	55	240	565	
			Date	29	22	2	5	9	26	15	24	11	1	26	24	06/26	
			Hourly	35	40	30	70	110	290	255	440	135	45	40	80	440	
(0.1%)	Wind	Date	20	20	2	17	24	26	15	24	11	1	26	24	08/24		
		Mean Speed	14	16	15	20	16	17	17	16	16	16	14	15	16		
		Highest Gust Speed	110	120	116	138	120	89	112	113	96	126	122	144	144		
		Dir.	WSW	WNW	W	SW	WSW	NNW	W	W	ENE	ENE	WSW	WNW	WNW		
(0.1%)	Wind Directions Only	Date	27	20	9	14	13	11	17	24	27	22	26	11	12/11		
		Hourly Occurrence Maximum Speed	25	30	39	19	18	15	9	17	14	14	29	24	39		
		NNE	31	18	31	16	17	16	14	26	34	33	26	30	34		
		NE	37	51	42	53	27	37	33	45	57	73	55	45	73		
		ENE	44	36	31	50	38	42	31	45	50	61	38	40	61		
		E	27	22	27	15	39	37	24	47	28	30	26	36	47		
		ESE	19	23	19	23	29	21	23	31	21	27	26	27	31		
		SE	23	29	25	28	31	39	25	39	26	15	25	27	39		
		SSE	21	33	22	39	33	45	37	51	13	22	29	22	51		
		S	22	46	33	33	27	28	37	42	17	15	45	22	46		
		SSW	18	47	36	43	23	34	49	41	12	24	49	32	49		
		SW	61	69	36	91	77	59	73	70	49	33	61	42	91		
		WSW	57	72	82	65	71	55	60	69	50	43	56	37	82		
		W	44	48	60	51	45	45	35	35	31	36	42	50	60		
		WNW	63	56	53	42	34	35	23	28	32	55	47	64	64		
		NW	47	50	57	54	35	41	25	31	35	36	47	49	57		
		NNW	33	32	30	27	28	25	21	29	14	27	34	26	34		
		(0.1%)	Hourly Occurrence Percentage	CALM	270	268	323	225	251	174	208	183	214	238	238	198	232
				NNE	19	18	9	6	7	8	5	11	14	13	28	30	14
				NE	24	10	12	10	13	26	9	40	34	52	40	38	26
ENE	85			43	22	51	20	74	59	151	197	242	79	142	97		
E	133			63	40	85	65	85	63	124	180	124	111	144	102		
ESE	49			33	39	15	39	42	17	57	46	46	72	66	43		
SE	19			22	12	15	20	18	19	28	25	19	32	35	22		
SSE	28			24	22	24	31	18	22	32	29	15	18	28	24		
S	22			18	9	22	13	18	24	32	10	11	11	22	18		
SSW	11			15	11	13	13	4	35	17	6	9	15	12	13		
SW	4			16	11	13	9	10	38	16	4	5	19	12	13		
WSW	15			15	23	54	38	29	108	50	28	13	36	28	37		
W	30			52	60	174	137	118	216	74	53	28	38	30	84		
WNW	47			86	116	143	168	139	99	57	41	44	71	75	91		
NW	136			203	179	83	103	126	38	51	60	67	117	90	104		
NNW	89			94	97	60	56	96	31	50	45	43	53	28	61		
N	20	19	16	7	15	15	8	27	15	28	22	22	18				

Element		1	2	3	4	5	6	7	8	9	10	11	12		
Number of Days With Classified	Daily Max. Temp.	0.0	2	1										1	4
		0.1 ~ 10.0	23	22	4								7	26	82
		10.1 ~ 20.0	6	5	27	18	3					7	21	4	91
		20.1 ~ 30.0				12	28	30	11	11	29	24	2		147
		30.1							20	20	1				41
	Daily Mean Temp.	- 5.0	1											2	3
		- 4.9 ~ 0.0	15	9										9	33
		0.1 ~ 10.0	15	19	31	3						2	24	20	114
		10.1 ~ 20.0				27	23	8		1	8	26	6		99
		20.1					8	22	31	30	22	3			116
	Daily Min. Temp.	- 15.0													
		- 14.9 ~ - 5.0	16	12	1									11	40
		- 4.9 ~ 0.0	12	15	23	1						1	17	18	87
		0.1 ~ 10.0	3	1	7	27	11				3	18	13	2	85
		10.1				2	20	30	31	31	27	12			153
	Daily Precip.	0.1mm	6	6	8	5	5	6	16	14	4	6	7	11	94
		10.0mm		1		2	2	2	6	7	2	1		1	24
		30.0mm						1	2	3	2				8
		80.0mm													
		100.0mm													
Hourly Max. Precip.	1.0mm	5	4	6	5	5	4	13	10	3	3	6	6	70	
	6.0mm				1	3	1	5	6	2			1	19	
	10.0mm					1	1	4	5	2				13	
	20.0mm						1	1	1					3	
	30.0mm								1					1	
Daily Max. Wind Speed	0.5 ~ 3.3%	3									1		1	5	
	3.4 ~ 7.9%	21	19	22	19	23	26	21	27	23	23	17	18	259	
	8.0 ~ 13.8%	7	9	9	11	8	4	10	4	7	7	13	11	100	
	13.9%												1	1	
10 - Day Summary	Mean Temp.	1st	44	5	32	112	171	196	266	285	220	188	106	27	
		2nd	- 17	17	57	128	170	218	266	257	212	153	54	- 19	
		3rd	- 15	19	73	137	195	239	281	245	198	129	47	15	
	Mean Max. Temp.	1st	101	47	92	175	237	240	296	333	276	244	179	77	
		2nd	39	84	139	189	233	272	304	299	268	211	110	38	
		3rd	40	77	131	208	255	284	315	295	268	204	107	68	
	Mean Min. Temp.	1st	- 9	- 37	- 32	58	105	153	245	249	176	136	35	- 25	
		2nd	- 70	- 54	- 28	68	109	167	239	228	156	92	- 11	- 76	
		3rd	- 68	- 37	9	58	134	209	253	201	136	58	- 14	- 26	
	Mean Wind Speed	1st	13	15	18	19	16	20	23	14	13	14	14	16	
		2nd	14	17	13	21	17	15	14	17	22	17	15	15	
		3rd	15	15	15	19	16	14	15	17	13	16	15	13	
Total Precip.	1st		5	85	315	215	145	1095	355	30	225	35	65		
	2nd	60	125	5	295	10		815	840	435	30	5	75		
	3rd	105	130	30		255	630	290	725	400		185	265		

Element		1	2	3	4	5	6	7	8	9	10	11	12					
(0.1 )	Air Temp.	Mean	- 11	6	56	130	186	224	270	259	206	151	54	- 7	127			
		Mean Max.	52	70	134	207	260	286	313	309	271	221	127	48	192			
		Mean Min.	- 68	- 55	- 15	57	115	169	239	220	151	93	- 12	- 60	70			
		Highest	152	141	203	294	298	333	344	370	310	285	220	129	370			
		Date	8	16	19	16	30	23	25	5	26	9	7	3	08/05			
		Lowest	- 139	- 97	- 54	- 23	76	105	217	153	75	- 20	- 73	- 117	- 139			
		Date	24	2	3	3	7	4	1	31	30	31	19	14	01/24			
(0.1mm)	Precip.	00~24h Total	135	335	140	800	265	475	3595	2426	1010	355	215	285	10036			
		Highest. 1	Daily	50	180	45	250	165	210	865	865	635	235	95	220	865		
			Date	29	22	31	17	9	28	6	14	11	1	24	24	08/14		
			Hourly	25	55	30	60	40	125	735	245	185	70	30	70	735		
(0.1%)	Wind	Mean Speed	15	17	17	21	20	18	16	14	14	14	14	14	16			
		Highest Gust Speed	124	113	115	143	158	115	116	109	106	113	129	110	158			
		Dir.	NNW	WNW	WSW	WNW	NE	E	WSW	NW	NE	W	W	W	NE			
		Date	14	10	27	1	9	26	17	1	16	29	10	4	05/09			
(0.1%)	Wind Directions Only	Hourly Occurrence Maximum Speed	NNE	16	15	18	35	22	35	28	27	32	50	33	28	50		
			NE	33	16	34	60	35	29	26	28	40	45	22	23	60		
			ENE	39	32	37	68	45	41	38	44	66	44	16	20	68		
			E	34	26	29	37	54	30	34	45	56	37	16	20	56		
			ESE	23	11	38	29	25	33	36	28	13	17	16	19	38		
			SE	17	13	27	17	29	40	24	30	16	11	18	21	40		
			SSE	11	24	9	15	14	22	21	23	7		25	8	25		
			S	25	22	13	25	24	30	33	37	17	10	34	20	37		
			SSW	37	43	23	57	37	32	54	50	38	11	43	17	57		
			SW	36	54	59	73	81	53	58	63	52	25	71	40	81		
			WSW	42	66	77	76	71	63	67	62	46	32	66	40	77		
			W	72	57	59	65	69	49	44	37	43	69	48	59	72		
			WNW	71	70	61	62	64	54	33	35	50	66	59	70	71		
			NW	52	54	58	49	50	51	27	43	27	45	55	58	58		
			NNW	65	62	67	50	31	33	17	32	34	45	61	45	67		
			N	19	50	40	43	22	18	20	31	45	46	38	33	50		
			(0.1%)	Hourly Occurrence Percentage	CALM	143	159	155	131	152	143	241	260	244	228	217	160	186
					NNE	65	37	51	45	46	47	17	67	83	90	56	79	57
					NE	85	65	78	64	62	61	36	66	146	147	65	66	79
					ENE	93	60	42	64	39	57	44	105	125	130	50	55	72
E	28	33			34	29	26	26	38	83	19	55	29	31	36			
ESE	45	18			20	28	46	47	38	39	14	24	44	38	33			
SE	16	15			35	17	36	22	17	24	11	9	17	23	20			
SSE	15	10			8	8	13	14	17	9	6		14	7	10			
S	18	16			22	15	24	14	40	15	7	4	15	12	17			
SSW	22	39			52	80	47	61	98	38	28	7	24	15	42			
SW	41	91			82	152	173	144	190	62	54	17	32	34	89			
WSW	41	79			102	130	152	124	132	48	35	15	40	34	77			
W	72	88			94	61	78	75	30	26	44	34	89	70	63			
WNW	141	171			94	71	38	63	27	30	38	55	99	136	79			
NW	72	58	69	43	23	39	12	51	40	67	103	102	57					
NNW	80	43	34	36	15	39	9	46	49	56	69	83	47					
N	26	18	28	24	31	24	13	31	57	60	38	56	34					



Element		1	2	3	4	5	6	7	8	9	10	11	12		
Number of Days With Classified	Daily Max. Temp.	0.0	4	1										1	6
		0.1 ~ 10.0	20	21	4								9	28	82
		10.1 ~ 20.0	7	6	26	11	1	1				8	20	2	82
		20.1 ~ 30.0			1	18	30	16	10	11	29	23	1		139
		30.1						13	21	20	1				55
	Daily Mean Temp.	- 5.0	6											4	10
		- 4.9 ~ 0.0	13	14	1								3	14	45
		0.1 ~ 10.0	12	14	29	3						2	22	13	95
		10.1 ~ 20.0			1	27	22	6		1	11	26	5		99
		20.1					9	24	31	30	19	3			116
	Daily Min. Temp.	- 15.0	20	17	2								4	19	62
		- 14.9 ~ - 5.0	9	11	20	2						2	18	11	73
		- 4.9 ~ 0.0	2		9	26	11				3	16	8	1	76
		0.1 ~ 10.0				1	20	30	31	31	27	13			153
		10.1													
	Daily Precip.	0.1mm	6	6	7	7	4	4	18	17	4	5	7	5	90
		10.0mm		1		4	1	2	8	5	2	1		1	25
		30.0mm							4	2	2				8
		80.0mm							1	1					2
		100.0mm													
	Hourly Max. Precip.	1.0mm	5	6	5	5	3	4	15	12	2	3	5	3	68
6.0mm					1		2	8	6	2	1		1	21	
10.0mm							1	6	4	2				13	
20.0mm								4	1					5	
30.0mm								2						2	
Daily Max. Wind Speed	0.5 ~ 3.3%	2								1		1	2	6	
	3.4 ~ 7.9%	24	17	16	7	18	20	20	26	24	28	19	20	239	
	8.0 ~ 13.8%	5	11	15	21	11	10	11	5	5	3	10	9	116	
	13.9%				1	2								3	
10 - Day Summary	Mean Temp. (0.1 )	1st	35	- 7	28	120	178	201	264	284	216	188	99	12	
		2nd	- 35	10	60	128	178	226	267	255	208	150	34	- 35	
		3rd	- 30	18	77	141	200	245	279	241	195	119	29	2	
	Mean Max. Temp. (0.1 )	1st	101	45	101	199	254	258	304	336	277	245	182	66	
		2nd	27	82	156	201	255	296	312	300	271	212	105	22	
		3rd	31	88	144	225	271	305	322	294	266	207	96	55	
	Mean Min. Temp. (0.1 )	1st	- 19	- 57	- 38	53	108	147	237	241	166	143	25	- 42	
		2nd	- 90	- 64	- 27	61	106	162	233	223	153	94	- 32	- 94	
		3rd	- 94	- 43	15	56	131	200	247	198	133	48	- 29	- 45	
	Mean Wind Speed (0.1%)	1st	15	18	21	21	20	21	18	12	10	13	12	15	
		2nd	15	18	15	21	20	17	15	14	21	17	15	15	
		3rd	15	16	16	21	19	16	14	15	12	14	15	13	
Total Precip. (0.1mm)	1st		15	50	375	175	195	2900	295	20	280	35	45		
	2nd	30	140		420			390	1291	635	75	5	5		
	3rd	105	180	90	5	90	280	305	840	355		175	235		

Element		1	2	3	4	5	6	7	8	9	10	11	12					
(0.1 )	Air Temp.	Mean	- 12	- 1	51	124	176	211	258	246	205	145	57	- 8	121			
		Mean Max.	35	50	116	190	243	274	298	289	259	203	110	35	175			
		Mean Min.	- 59	- 48	- 4	70	118	161	232	215	159	94	5	- 50	74			
		Highest	104	125	168	250	293	316	334	338	287	261	204	107	338			
		Date	8	28	19	30	3	20	20	5	26	8	7	23	08/05			
		Lowest	- 122	- 97	- 44	1	80	103	204	162	86	5	- 52	- 122	- 122			
		Date	31	2	8	2	6	11	1	31	29	31	21	14	12/14			
(0.1mm)	Precip.	00~24h Total	160	245	20	415	235	125	2805	2700	340	180	330	315	7870			
		Highest. 1	Daily	45	105	10	300	95	60	580	795	165	80	110	155	795		
			Date	29	22	1	5	23	7	8	20	27	1	25	24	08/20		
			Hourly	25	40	10	70	65	20	255	340	75	25	90	50	340		
	Date	27	19	1	5	23	26	8	24	27	1	25	24	08/24				
(0.1%)	Wind	Mean Speed	16	21	17	20	17	14	13	12	12	12	16	17	16			
		Highest Gust Speed	117	133	114	142	109	91	108	101	81	132	160	138	160			
		* Dir.	NW	SW	NW	SSW	SW	S	S	S	N	WNW	NW	NNW	NW			
	Date	20	19	6	14	13	9	3	24	11	3	23	19	11/23				
(0.1%)	Wind Directions Only	Hourly Occurrence Maximum Speed	NNE	23	22	23	29	27	33	22	23	32	38	27	21	38		
			NE	16	18	15	11	17	19	12	13	25	26	20	14	26		
			ENE	24	18	13	44	22	25	21	25	35	37	23	13	44		
			E	21	17	15	28	29	23	19	23	28	23	17	15	29		
			ESE	23	9	14	29	20	20	15	25	17	19	19	12	29		
			SE	10	20	10	20	21	14	16	25	13	21	13	8	25		
			SSE	14	22	13	17	28	14	16	22	15	9	20	21	28		
			S	48	52	35	74	53	24	39	34	33	21	52	32	74		
			SSW	48	41	38	62	45	37	43	39	34	25	46	35	62		
			SW	26	36	37	43	45	37	39	45	30	20	40	31	45		
			WSW	23	31	44	35	40	31	17	24	25	8	32	37	44		
			W	28	28	40	31	28	23	11	11	28	15	27	29	40		
			WNW	29	30	39	37	35	27	22	20	22	19	36	41	41		
			NW	64	74	66	56	45	37	27	37	32	68	63	76	76		
			NNW	51	37	56	42	39	35	24	29	33	35	51	42	56		
			N	46	39	39	41	36	46	31	37	38	36	53	48	53		
			(0.1%)	Hourly Occurrence Percentage	CALM	265	193	190	115	124	161	163	199	188	273	176	235	191
					NNE	7	9	13	21	16	15	12	20	36	55	19	13	20
					NE	8	10	12	6	5	7	4	7	11	22	17	7	10
					ENE	31	7	7	18	15	11	12	34	61	59	10	12	23
					E	32	16	12	21	26	36	26	119	84	68	31	15	40
					ESE	12	9	4	24	9	13	22	68	40	19	14	13	21
					SE	18	12	7	15	20	25	15	57	22	22	28	17	22
					SSE	19	13	17	29	16	25	44	44	31	18	49	44	29
					S	62	94	67	133	97	57	138	44	59	32	103	93	81
					SSW	65	115	144	226	247	204	334	119	137	41	117	87	153
					SW	61	57	89	119	148	139	83	61	84	55	54	34	82
WSW	20	33			60	53	59	39	28	23	24	14	19	19	33			
W	13	9			43	25	30	21	17	10	24	11	17	5	19			
WNW	20	31			47	39	23	31	17	12	18	22	18	15	24			
NW	264	320	198	89	99	121	29	56	84	130	201	266	154					
NNW	63	40	52	32	36	60	30	66	52	86	85	77	57					
N	39	31	38	35	30	36	25	60	46	74	43	47	42					

Element		1	2	3	4	5	6	7	8	9	10	11	12			
Number of Days With Classified	Daily Max. Temp.	0.0	9	2										7	18	
		0.1 ~ 10.0	19	24	6								14	22	85	
		10.1 ~ 20.0	3	2	25	18	3	1				12	15	2	81	
		20.1 ~ 30.0				12	28	25	14	18	30	19	1		147	
		30.1						4	16	12					32	
	Daily Mean Temp.	- 5.0	7											5	12	
		- 4.9 ~ 0.0	14	15	1								4	13	47	
		0.1 ~ 10.0	10	13	30	4						2	21	13	93	
		10.1 ~ 20.0				26	28	10		2	11	27	5		109	
		20.1					3	20	29	28	19	2			101	
	Daily Min. Temp.	- 15.0												2	16	48
		- 14.9 ~ - 5.0	18	12										14	13	71
		- 4.9 ~ 0.0	10	15	19									13	2	81
		0.1 ~ 10.0	3	1	12	27	4				1	18	13	2	163	
		10.1				3	27	30	30	30	29	13	1		84	
	Daily Precip.	0.1mm	8	5	3	5	5	4	18	16	4	4	7	5	21	
		10.0mm		1		1			8	7	2		1	1	8	
		30.0mm				1			3	4					21	
		80.0mm													8	
		100.0mm														
Hourly Max. Precip.	1.0mm	5	4	1	4	5	4	17	15	2	3	7	4	71		
	6.0mm				1	1		10	7	1		1		21		
	10.0mm							7	5					12		
	20.0mm							2	3					5		
	30.0mm								1					1		
Daily Max. Wind Speed	0.5 ~ 3.3%												1	1		
	3.4 ~ 7.9%	21	13	21	13	22	27	24	25	29	28	15	13	251		
	8.0 ~ 13.8%	10	15	10	16	9	3	6	5	1	3	14	17	109		
	13.9%				1							1		2		
10 - Day Summary	Mean Temp.	1st	35	- 14	26	109	167	191	248	269	214	179	106	8		
		2nd	- 33	2	59	125	170	214	258	242	205	136	38	- 38		
		3rd	- 38	12	68	139	190	229	268	231	196	122	26	4		
	Mean Max. Temp.	1st	84	22	82	176	240	245	288	317	264	228	166	54		
		2nd	12	64	135	183	235	287	300	277	257	193	85	7		
		3rd	10	67	129	211	254	289	306	277	254	189	80	44		
	Mean Min. Temp.	1st	- 9	- 49	- 22	59	110	142	228	236	174	138	51	- 34		
		2nd	- 79	- 54	- 7	79	112	154	226	218	158	82	- 9	- 83		
		3rd	- 87	- 40	15	73	132	186	243	196	145	66	- 25	- 34		
	Mean Wind Speed	1st	13	21	20	16	16	17	15	9	9	11	14	16		
		2nd	17	22	14	22	18	14	12	10	15	11	18	19		
		3rd	17	18	16	22	18	12	13	15	12	13	17	16		
Total Precip.	1st	10	5	20	300	65	90	1975	125	15	120	60	105			
	2nd	50	135		115	50		695	1750	155	60	50				
	3rd	100	105			120	35	135	825	170		220	210			

Element		1	2	3	4	5	6	7	8	9	10	11	12			
(0.1 )	Air Temp.	Mean	- 18	- 1	55	136	188	224	268	256	208	148	53	- 15	125	
		Mean Max.	33	52	121	203	258	289	309	301	266	209	108	30	182	
		Mean Min.	- 67	- 53	- 3	75	126	170	237	222	157	94	- 1	- 59	75	
		Highest	127	133	186	290	308	336	347	362	295	272	203	107	362	
		Date	8	16	19	30	30	23	25	5	26	9	7	23	08/05	
		Lowest	- 142	- 110	- 56	2	92	118	218	155	89	- 4	- 79	- 133	- 142	
		Date	23	2	8	2	8	4	1	30	29	31	19	14	01/23	
(0.1mm)	Precip.	00~24h Total	110	315	105	280	215	320	5015	2745	325	145	235	235	10045	
		Highest. 1	Daily	40	145	55	115	85	265	1195	560	145	65	85	155	1195
			Date	27	22	1	17	9	26	16	21	11	11	25	24	07/16
			Hourly	35	45	30	35	40	220	665	345	55	25	60	60	665
(0.1%)	Wind	Date	27	20	1	5	9	26	16	24	11	11	25	24	07/16	
		Mean Speed	7	10	10	12	10	9	9	7	7	5	8	9	9	
(0.1%)	Wind	Highest Gust Speed	99	115	113	125	140	143	93	107	85	89	116	106	143	
		Dir.	WSW	SW	SW	SW	WSW	SW	WSW	S	SW	ENE	SW	W	SW	
(0.1%)	Wind	Date	27	19	9	14	13	26	3	24	19	22	10	10	06/26	
		Hourly Occurrence Maximum Speed	15	11	19	11	11	16	11	13	16	18	18	19	19	
(0.1%)	Wind Directions Only	NNE	10	9	9	21	10	14	10	11	15	15	11	9	21	
		NE	20	13	6	28	15	12	14	18	18	14	15	11	28	
		ENE	17	10	9	23	30	17	22	20	19	15	12	6	30	
		E				9	10	10	9	8	9	7			10	
		ESE		6					7	6	8	7	8	5	8	
		SE	7			12		12		8	8	7	10		12	
		SSE	5	13	10	11	12	10	10	7	6	5	7	9	13	
		S	10	12	7	16	14	15	13	9	12	8	13	12	16	
		SSW	42	51	38	61	58	43	33	44	41	22	38	31	61	
		SW	29	44	48	64	52	37	41	44	37	25	43	42	64	
		WSW	20	32	29	34	27	24	14	24	21	20	26	30	34	
		W	33	34	28	31	30	24	14	18	21	25	21	25	34	
		WNW	25	32	31	31	34	26	21	18	18	24	28	34	34	
		NW	13	14	20	19	18	21	18	20	16	20	29	21	29	
		NNW	17	17	23	22	16	15	19	18	17	24	20	20	24	
(0.1%)	Hourly Occurrence Percentage	CALM	441	310	317	279	305	318	330	350	444	508	398	341	362	
		NNE	54	30	39	38	24	26	29	78	93	99	52	79	54	
		NE	7	6	1	15	7	4	7	15	14	31	7	16	11	
		ENE	5	4	3	28	3	15	18	53	17	19	3	4	14	
		E	12	1	3	17	7	17	18	32	13	8	8	1	11	
		ESE				3	3	4	4	8	1	1			2	
		SE		1					1	1	7	1	3	1	1	
		SSE	1			4		1		3	1	4	1		1	
		S	1	3	4	1	1	7	3	1	3	1	3	1	3	
		SSW	13	4	12	7	20	17	10	13	14	15	8	3	11	
		SW	112	174	144	175	208	163	280	129	132	59	145	130	154	
		WSW	89	126	125	200	154	118	168	109	60	28	130	142	121	
		W	40	61	78	32	51	31	11	23	24	23	26	24	35	
		WNW	90	113	103	64	57	67	18	11	21	26	49	43	55	
		NW	65	100	73	65	93	111	29	32	29	32	61	94	65	
NNW	24	28	42	29	28	60	27	38	29	38	61	47	38			
N	44	37	56	43	38	42	49	102	99	106	45	71	61			

Element		1	2	3	4	5	6	7	8	9	10	11	12			
Number of Days With Classified	Daily Max. Temp.	0.0	9	3										7	19	
		0.1 ~ 10.0	19	22	5								13	23	82	
		10.1 ~ 20.0	3	3	26	15		1				11	16	1	76	
		20.1 ~ 30.0				15	29	16	11	16	30	20	1		138	
		30.1					2	13	20	15					50	
	Daily Mean Temp.	- 5.0	9	1											6	16
		- 4.9 ~ 0.0	12	15	1								4	12	44	
		0.1 ~ 10.0	10	12	30	2						2	20	13	89	
		10.1 ~ 20.0				27	21	7		2	9	26	6		98	
		20.1				1	10	23	31	29	21	3			118	
	Daily Min. Temp.	- 15.0														
		- 14.9 ~ - 5.0	18	14	1								3	17	53	
		- 4.9 ~ 0.0	10	13	17							1	15	12	68	
		0.1 ~ 10.0	3	1	13	25	3				1	17	11	2	76	
		10.1				5	28	30	31	31	29	13	1		168	
	Daily Precip.	0.1mm	6	5	4	6	4	5	19	13	4	4	7	6	83	
		10.0mm		1		1		1	10	7	2			1	23	
		30.0mm							6	4					10	
		80.0mm							1						1	
		100.0mm							1						1	
	Hourly Max. Precip.	1.0mm	3	4	3	5	4	3	18	14	4	3	6	5	72	
6.0mm							1	11	6			1	1	20		
10.0mm							1	10	6					17		
20.0mm							1	3	3					7		
30.0mm								3	1					4		
Daily Max. Wind Speed	0.5 ~ 3.3%	2	1	1						2	2	5	4	4	21	
	3.4 ~ 7.9%	25	19	22	19	21	28	27	28	27	24	21	22	283		
	8.0 ~ 13.8%	4	8	8	11	9	1	3	1	1	2	5	5	58		
	13.9%					1	1							2		
10 - Day Summary	Mean Temp. (0.1 )	1st	34	- 17	28	120	178	203	262	283	220	186	104	2		
		2nd	- 40	2	63	137	181	226	266	250	207	141	32	- 47		
		3rd	- 44	16	73	151	203	244	275	237	198	120	24	- 1		
	Mean Max. Temp. (0.1 )	1st	87	22	85	184	253	258	302	330	272	234	166	43		
		2nd	7	66	141	197	248	299	312	290	267	199	81	3		
		3rd	8	71	135	229	271	309	314	284	259	194	77	41		
	Mean Min. Temp. (0.1 )	1st	- 14	- 57	- 22	64	115	150	231	246	174	143	46	- 39		
		2nd	- 86	- 61	- 8	82	125	162	233	223	153	84	- 17	- 100		
		3rd	- 99	- 39	19	79	138	199	247	200	144	58	- 32	- 40		
	Mean Wind Speed (0.1%)	1st	7	9	12	10	11	12	11	7	5	5	8	9		
		2nd	7	12	8	14	11	8	8	6	8	5	8	9		
		3rd	8	9	10	13	10	8	8	9	7	5	9	8		
Total Precip. (0.1mm)	1st		10	85	110	125	20	2430	120	20	75	50	40			
	2nd	15	160		170	35		1425	1060	145	70	30	20			
	3rd	95	145	20		55	300	1160	1565	160		155	175			

Element		1	2	3	4	5	6	7	8	9	10	11	12					
(0.1 )	Air Temp.	Mean	-29	-12	37	119	165	203	257	242	188	127	42	-22	110			
		Mean Max.	37	56	121	199	251	279	304	296	259	202	113	33	179			
		Mean Min.	-90	-77	-38	46	87	136	224	202	130	66	-25	-74	49			
		Highest	126	127	184	278	297	328	340	357	288	265	193	107	357			
		Date	8	28	19	16	30	23	21	5	26	9	7	3	08/05			
		Lowest	-167	-124	-73	-33	46	71	185	126	59	-36	-87	-148	-167			
		Date	25	2	11	2	8	4	13	31	30	31	19	14	01/25			
(0.1mm)	Precip.	00~24h Total	215	530	110	645	510	285	2790	3450	845	390	275	370	10415			
		Highest. 1	Daily	55	180	55	345	260	115	670	855	475	260	95	185	855		
			Date	29	19	2	5	31	6	10	14	11	1	24	24	08/14		
			Hourly	30	100	40	70	240	30	210	470	120	35	50	60	470		
(0.1%)	Wind	Mean Speed	8	10	9	11	9	8	7	7	7	7	8	8	8			
		Highest Gust Speed	106	98	102	132	109	90	95	93	117	99	124	93	132			
		Dir.	WSW	WNW	WNW	SSE	WSW	ENE	SE	SSW	ENE	NE	NNE	SSW	SSE			
		Date	30	10	6	14	13	4	2	24	15	14	30	10	04/14			
(0.1%)	Wind Directions Only	Hourly Occurrence Maximum Speed	NNE	9	12	17	20	14	27	16	22	21	18	7	7	27		
			NE	33	37	43	38	28	35	23	27	35	42	42	34	43		
			ENE	31	28	33	34	30	31	23	33	53	48	34	30	53		
			E	26	21	32	39	22	21	19	25	50	25	26	24	50		
			ESE	20	24	23	23	23	18	18	15	19	22	16	21	24		
			SE	20	24	20	22	28	16	13	15	15	17	20	21	28		
			SSE	20	28	22	25	23	16	19	17	20	14	16	24	28		
			S	22	33	22	38	45	18	22	22	15	27	28	23	45		
			SSW	22	25	19	49	26	19	18	17	16	20	21	25	49		
			SW	30	27	29	24	27	23	19	21	19	9	28	32	32		
			WSW	37	33	33	32	29	26	26	23	18	27	33	33	37		
			W	34	36	39	27	30	23	24	18	23	29	32	37	39		
			WNW	14	23	29	30	24	25	14	32	22	23	15	23	32		
			NW	13	6	18	17	22	17	16	12	17	13	12	18	22		
			NNW	6	13		11	20	15	11	7		8	7	8	20		
			N	6	23	30	7	12	10	7	8	11	12	15	7	30		
			(0.1%)	Hourly Occurrence Percentage	CALM	497	393	437	314	372	385	409	433	492	560	488	478	439
					NNE	4	3	4	8	4	8	3	8	8	27	4	3	7
					NE	50	33	43	49	23	25	17	65	72	109	83	74	54
					ENE	89	85	75	101	67	72	30	65	89	89	93	81	78
					E	55	52	51	49	27	54	31	46	51	38	46	58	46
					ESE	28	42	23	21	24	24	19	20	26	28	22	38	26
					SE	18	22	24	11	17	15	22	26	29	13	21	18	20
					SSE	23	34	27	11	22	22	62	35	18	15	15	23	26
					S	22	39	22	74	51	32	90	69	7	17	32	34	41
					SSW	31	40	18	44	38	28	47	31	22	5	24	31	30
					SW	39	48	61	46	54	54	44	26	24	1	40	38	39
WSW	70	89			85	96	89	78	59	48	31	19	60	46	64			
W	34	76			74	92	105	99	71	48	49	24	31	27	61			
WNW	23	34			40	56	75	74	60	55	63	36	25	34	48			
NW	15	3			11	21	22	21	30	17	15	8	11	16	16			
NNW	1	3		6	7	6	5	3		1	1	1	3					
N	1	3	5	3	4	4	1	7	3	8	4	1	4					

Element		1	2	3	4	5	6	7	8	9	10	11	12			
Number of Days With Classified	Daily Max. Temp.	0.0	10	2										5	17	
		0.1 ~ 10.0	18	23	5								12	25	83	
		10.1 ~ 20.0	3	3	26	15	2	1				14	18	1	83	
		20.1 ~ 30.0				15	29	22	12	17	30	17				142
		30.1						7	19	14						40
	Daily Mean Temp.	- 5.0	11	1										6	18	
		- 4.9 ~ 0.0	10	17	1								8	17	53	
		0.1 ~ 10.0	10	10	30	4						7	18	8	87	
		10.1 ~ 20.0				26	29	13		3	21	24	4		120	
		20.1					2	17	31	28	9				87	
	Daily Min. Temp.	- 15.0	4												4	
		- 14.9 ~ - 5.0	17	25	15								9	21	87	
		- 4.9 ~ 0.0	9	3	13	3						2	15	10	55	
		0.1 ~ 10.0	1		3	27	23	5			4	22	6		91	
		10.1					8	25	31	31	26	7			128	
	Daily Precip.	0.1mm	7	6	6	5	6	4	18	18	5	5	8	9	97	
		10.0mm		3		2	2	2	7	10	2	1		1	30	
		30.0mm				1			3	3	1				8	
		80.0mm								1					1	
		100.0mm														
	Hourly Max. Precip.	1.0mm	5	5	5	5	4	4	17	16	5	3	5	4	78	
6.0mm			2		1	1		7	8	2			1	22		
10.0mm			1			1		6	6	2				16		
20.0mm						1		1	3					5		
30.0mm									2					2		
Daily Max. Wind Speed	0.5 ~ 3.3%	3	1		1			3	1	3	1	1	6	20		
	3.4 ~ 7.9%	23	17	22	18	27	28	26	29	25	27	20	19	281		
	8.0 ~ 13.8%	5	10	9	11	4	2	2	1	2	3	9	6	64		
	13.9%															
10 - Day Summary	Mean Temp. (0.1 )	1st	19	- 24	12	108	158	182	250	265	199	167	83	- 2		
		2nd	- 53	- 8	41	120	158	200	254	239	188	121	24	- 50		
		3rd	- 51	- 2	57	130	179	227	267	225	177	95	19	- 14		
	Mean Max. Temp. (0.1 )	1st	88	32	87	190	245	251	292	324	263	226	164	48		
		2nd	11	68	143	190	242	288	304	285	259	191	90	12		
		3rd	15	72	133	219	265	299	316	280	255	189	84	39		
	Mean Min. Temp. (0.1 )	1st	- 36	- 75	- 56	39	82	114	224	225	151	117	11	- 50		
		2nd	- 113	- 83	- 46	55	81	120	216	207	126	61	- 43	- 108		
		3rd	- 118	- 70	- 14	43	98	174	230	178	114	24	- 44	- 64		
	Mean Wind Speed (0.1%)	1st	6	9	10	10	9	10	7	6	5	6	7	8		
		2nd	8	11	8	11	10	8	7	6	11	7	9	9		
		3rd	8	9	9	12	9	8	6	8	7	7	9	6		
Total Precip. (0.1mm)	1st		10	90	395	200	220	2055	465	80	325	75	100			
	2nd	80	375		250	5		475	1900	475	65	10	65			
	3rd	135	145	20		305	65	260	1085	290		190	205			

		Element	1	2	3	4	5	6	7	8	9	10	11	12				
(0.1 )	Air Temp.	Mean	-33	-10	46	124	178	215	253	238	182	129	36	-30	111			
		Mean Max.	31	55	123	205	257	284	295	285	252	204	105	26	177			
		Mean Min.	-99	-73	-28	45	99	146	223	202	124	70	-30	-86	49			
		Highest	128	128	188	282	308	331	326	346	277	265	198	93	346			
		Date	8	16	30	30	29	23	14	5	26	9	7	23	08/05			
		Lowest	-187	-127	-74	-21	40	82	177	130	47	-48	-102	-151	-187			
		Date	24	2	8	3	8	4	27	31	29	31	25	14	01/24			
(0.1mm)	Precip.	00~24h Total	105	305	105	625	135	145	5190	2710	330	210	235	190	10285			
		Highest. 1	Daily	45	125	80	150	55	55	985	430	170	75	90	115	985		
			Date	29	22	31	17	24	28	16	10	11	1	26	24	07/16		
			Hourly	15	50	55	65	35	45	560	305	40	50	65	50	560		
		Date	27	20	31	18	24	28	24	23	11	1	26	24	07/24			
(0.1%)	Wind	Mean Speed	21	25	24	30	26	23	17	17	15	14	21	23	21			
		Highest Gust Speed	154	155	155	177	206	142	133	140	122	158	162	179	206			
		Dir.	WSW	WSW	WNW	WSW	WSW	SW	WNW	SSW	SW	ENE	W	W	WSW			
		Date	27	20	9	28	13	9	14	24	19	22	10	11	05/13			
(0.1%)	Wind Directions Only	Hourly Occurrence Maximum Speed	NNE	15	12	37	21	25	9	11	19	17	32	13	17	37		
			NE	18	18	24	13	32	13	43	28	33	41	16	14	43		
			ENE	39	18	33	62	37	49	33	40	45	79	32	24	79		
			E	35	32	44	61	38	39	47	45	53	80	35	50	80		
			ESE	33	40	30	53	61	32	37	41	43	38	30	26	61		
			SE	22	7	38	61	64	42	35	36	29	45	16	6	64		
			SSE	9	6	20	38	64	30	35	23	27	30	18	5	64		
			S	20	7	24	8	29	36	58	9	7	15	13	32	58		
			SSW	36	38	46	49	64	54	39	50	38	12	59	34	64		
			SW	88	74	63	100	71	78	68	84	73	57	68	57	100		
			WSW	73	82	71	104	98	86	68	90	62	83	79	64	104		
			W	85	85	81	84	97	76	52	45	61	64	84	86	97		
			WNW	66	67	76	66	86	66	36	39	59	50	91	88	91		
			NW	69	60	68	66	58	51	54	42	35	38	88	51	88		
			NNW	42	29	43	47	16	48	20	34	26	36	40	58	58		
			N	6	30	44	23	12	37	10	32	37	35	31	4	44		
			(0.1%)	Hourly Occurrence Percentage	CALM	206	158	128	122	164	136	266	207	318	357	246	220	211
					NNE	7	3	11	3	1	1	7	7	10	13	11	3	6
					NE	19	7	7	8	4	13	7	19	24	15	15	4	12
					ENE	42	27	40	46	36	28	54	95	76	71	29	34	48
					E	81	33	86	83	67	113	140	237	207	140	65	78	111
					ESE	31	22	20	38	22	44	46	132	63	85	19	19	45
					SE	8	3	17	21	11	25	13	27	21	34	8	3	16
					SSE	1	4	8	10	12	18	9	11	17	19	6	1	10
					S	7	4	5	3	8	14	7	7	4	9	8	5	7
					SSW	13	21	15	22	30	32	28	15	7	9	17	8	18
					SW	74	77	67	139	120	88	139	58	32	35	96	73	83
WSW	222	210			171	186	155	139	158	71	63	66	171	194	150			
W	198	289			253	192	245	189	67	54	67	87	175	224	169			
WNW	62	83			97	86	91	110	30	39	54	31	85	101	72			
NW	23	36	50	25	27	24	16	8	18	16	29	23	24					
NNW	4	18	12	13	4	21	8	5	13	7	17	11	11					
N	3	4	13	4	4	7	4	9	8	5	3		5					



Element		1	2	3	4	5	6	7	8	9	10	11	12			
Number of Days With Classified	Daily Max. Temp.	0.0	9	2										8	19	
		0.1 ~ 10.0	20	23	5								16	23	87	
		10.1 ~ 20.0	2	3	26	14		1				13	14		73	
		20.1 ~ 30.0				16	30	17	15	20	30	18			146	
		30.1					1	12	16	11					40	
	Daily Mean Temp.	- 5.0	13	2											7	22
		- 4.9 ~ 0.0	8	16	2								8	18	52	
		0.1 ~ 10.0	10	10	29	4						7	17	6	83	
		10.1 ~ 20.0				26	27	7		4	27	24	5		120	
		20.1					4	23	31	27	3				88	
	Daily Min. Temp.	- 15.0	8												1	9
		- 14.9 ~ - 5.0	15	21	8								10	23	77	
		- 4.9 ~ 0.0	8	7	19	3						2	14	7	60	
		0.1 ~ 10.0			4	27	17	3			6	19	6		82	
		10.1					14	27	31	31	24	10			137	
	Daily Precip.	0.1mm	7	5	5	6	5	6	22	14	4	5	6	6	91	
		10.0mm		1		4				15	10	2		1	33	
		30.0mm							6	4					10	
		80.0mm							1						1	
		100.0mm														
	Hourly Max. Precip.	1.0mm	6	5	1	6	4	4	19	13	4	3	5	5	75	
6.0mm					2			16	9			1		28		
10.0mm								11	9					20		
20.0mm								5	2					7		
30.0mm								2	1					3		
Daily Max. Wind Speed	0.5 ~ 3.3%									1			1	2		
	3.4 ~ 7.9%	20	12	12	4	10	14	16	27	24	25	16	13	193		
	8.0 ~ 13.8%	10	14	17	22	15	15	15	3	5	5	12	16	149		
	13.9%	1	2	2	4	6	1		1		1	2	1	21		
10 - Day Summary	Mean Temp. (0.1 )	1st	18	- 23	20	112	169	192	250	261	194	171	83	- 16		
		2nd	- 57	- 8	51	123	170	217	252	236	182	124	16	- 60		
		3rd	- 58	6	65	139	193	238	255	220	170	95	9	- 15		
	Mean Max. Temp. (0.1 )	1st	82	31	90	189	253	253	292	309	256	229	165	37		
		2nd	6	64	147	195	247	295	300	274	254	194	78	3		
		3rd	8	72	132	231	271	304	293	273	247	191	73	37		
	Mean Min. Temp. (0.1 )	1st	- 39	- 74	- 44	44	85	125	221	221	144	127	10	- 68		
		2nd	- 125	- 85	- 39	51	98	129	222	209	119	68	- 47	- 127		
		3rd	- 130	- 56	- 5	41	113	184	226	177	108	20	- 54	- 65		
	Mean Wind Speed (0.1%)	1st	19	27	32	26	27	29	19	14	11	13	18	20		
		2nd	21	26	19	31	28	20	16	19	20	14	23	25		
		3rd	23	22	22	32	24	19	17	19	13	16	21	24		
Total Precip. (0.1mm)	1st			10	255	60	60	2315	775	20	150	60	45			
	2nd	20	180		370	20		1490	865	170	60	15	15			
	3rd	85	125	95		55	85	1385	1070	140		160	130			

Element		1	2	3	4	5	6	7	8	9	10	11	12					
(0.1 )	Air Temp.	Mean	-34	-8	47	126	181	220	258	245	187	135	36	-32	113			
		Mean Max.	35	58	125	209	260	290	301	295	260	213	110	26	182			
		Mean Min.	-96	-71	-31	42	99	153	227	205	129	78	-30	-89	51			
		Highest	134	139	192	295	309	340	339	364	292	278	200	95	364			
		Date	8	16	30	30	29	23	20	5	26	9	7	23	08/05			
		Lowest	-181	-132	-84	-21	37	87	188	129	54	-41	-102	-160	-181			
		Date	24	11	8	3	8	4	27	31	29	31	19	13	01/24			
(0.1mm)	Precip.	00~24h Total	130	270	195	615	165	305	4425	2065	320	170	340	190	9190			
		Highest. 1	Daily	55	125	70	160	75	80	640	350	140	50	115	125	640		
			Date	29	22	31	6	24	25	16	23	27	2	26	24	07/16		
			Hourly	20	30	35	60	70	70	335	165	55	20	60	45	335		
	Date	27	20	31	18	24	25	31	24	27	11	26	24	07/31				
(0.1%)	Wind	Mean Speed	16	19	18	21	18	17	9	12	10	11	15	17	15			
		Highest Gust Speed	117	115	123	135	134	111	151	97	111	121	140	160	160			
		* Dir.	W	WSW	W	W	WSW	WSW	W	E	WNW	ENE	WNW	W	W			
	Date	22	20	9	28	6	9	14	14	19	22	15	11	12/11				
(0.1%)	Wind Directions Only	Hourly Occurrence Maximum Speed	NNE	11	9	25	44	14	26	29	27	25	39	10	20	44		
			NE	32	14	20	22	22	36	24	27	35	46	17	22	46		
			ENE	41	36	46	76	29	46	31	33	47	66	16	19	76		
			E	44	23	31	65	65	43	44	42	64	33	21	23	65		
			ESE	29	12	33	69	63	42	30	38	30	35	26	11	69		
			SE	12	17	34	28	35	31	29	26	29	22	14	15	35		
			SSE	16	22	19	25	30	29	22	26	29	25	26	16	30		
			S	19	21	24	31	34	28	30	17	14	20	27	19	34		
			SSW	50	47	45	50	53	44	40	40	26	27	37	24	53		
			SW	51	39	40	73	58	37	54	49	38	29	55	35	73		
			WSW	64	70	77	99	76	67	50	36	54	39	75	87	99		
			W	65	72	76	76	81	63	95	35	63	71	79	106	106		
			WNW	64	66	63	59	68	47	38	34	46	45	64	77	77		
			NW	47	54	53	41	37	30	18	38	23	47	40	31	54		
			NNW	26	22	38	15	24	28	19	27	16	26	32	29	38		
			N	17	18	25	15	13	61	26	27	14	36	26	17	61		
			(0.1%)	Hourly Occurrence Percentage	CALM	306	247	242	178	231	223	356	321	390	371	286	269	285
					NNE	27	25	38	39	34	24	51	35	26	24	21	30	31
					NE	44	25	55	36	34	40	40	52	33	40	47	35	40
					ENE	69	57	63	69	39	60	65	74	58	48	56	73	61
					E	62	55	58	74	40	38	45	87	56	60	68	66	59
					ESE	11	12	20	29	13	25	31	28	15	22	14	20	20
					SE	8	4	20	18	12	22	15	17	13	4	3	13	13
					SSE	11	9	12	15	20	15	19	19	17	15	21	11	15
					S	13	31	15	21	27	21	23	11	14	19	26	9	19
					SSW	30	31	31	51	35	43	30	30	19	30	21	22	31
					SW	50	39	48	78	74	56	73	48	44	52	46	32	53
WSW	101	148			129	117	148	110	74	69	114	90	90	97	107			
W	163	204			152	147	154	157	61	78	93	108	153	163	135			
WNW	67	64			62	83	73	79	30	51	47	48	78	102	65			
NW	8	16	19	19	18	28	23	34	21	22	31	15	21					
NNW	12	12	15	14	15	24	23	22	19	17	17	13	17					
N	19	19	22	11	32	36	42	24	19	30	24	31	26					

Element		1	2	3	4	5	6	7	8	9	10	11	12		
Number of Days With Classified	Daily Max. Temp.	0.0	8	2										7	17
		0.1 ~ 10.0	20	23	7								14	24	88
		10.1 ~ 20.0	3	3	24	12		1				13	16		72
		20.1 ~ 30.0				18	28	17	13	16	30	18			140
		30.1					3	12	18	15					48
	Daily Mean Temp.	- 5.0	12	2										8	22
		- 4.9 ~ 0.0	11	14	2								8	16	51
		0.1 ~ 10.0	8	12	29	4						5	17	7	82
		10.1 ~ 20.0				26	26	8		3	22	26	5		116
		20.1					5	22	31	28	8				94
	Daily Min. Temp.	- 15.0	8											4	12
		- 14.9 ~ - 5.0	14	21	9								12	21	77
		- 4.9 ~ 0.0	9	7	19	3						2	12	6	58
		0.1 ~ 10.0			3	27	16	2			4	17	6		75
		10.1					15	28	31	31	26	12			143
	Daily Precip.	0.1mm	7	4	6	7	5	10	22	13	4	5	8	6	97
		10.0mm		1		3				13	10	2	1	1	31
		30.0mm							6	2					8
		80.0mm													
		100.0mm													
	Hourly Max. Precip.	1.0mm	4	4	5	5	5	7	19	12	3	4	6	3	77
6.0mm					2	1	1	12	9			1		26	
10.0mm								10	4					14	
20.0mm								5						5	
30.0mm								1						1	
Daily Max. Wind Speed	0.5 ~ 3.3%	4						5	2	5	1	2	7	26	
	3.4 ~ 7.9%	17	15	20	9	19	24	21	25	22	28	16	12	228	
	8.0 ~ 13.8%	10	13	11	21	12	6	4	4	3	2	11	11	108	
	13.9%								1			1	1	3	
10 - Day Summary	Mean Temp. (0.1 )	1st	17	- 22	21	116	171	197	256	270	201	180	86	- 16	
		2nd	- 57	- 7	54	124	173	219	260	243	186	131	12	- 64	
		3rd	- 58	9	65	140	198	244	259	225	175	99	10	- 18	
	Mean Max. Temp. (0.1 )	1st	86	33	94	192	255	259	299	322	265	243	170	39	
		2nd	10	67	152	202	248	300	311	285	261	201	82	0	
		3rd	10	77	129	233	275	310	295	279	255	198	78	37	
	Mean Min. Temp. (0.1 )	1st	- 38	- 73	- 52	44	84	132	224	229	149	132	16	- 70	
		2nd	- 121	- 85	- 40	47	95	139	226	211	125	83	- 53	- 131	
		3rd	- 126	- 52	- 4	35	116	189	230	179	111	24	- 53	- 69	
	Mean Wind Speed (0.1%)	1st	14	20	24	20	19	20	10	10	9	9	13	16	
		2nd	16	19	15	21	20	15	10	13	13	11	17	20	
		3rd	17	18	15	23	17	15	9	12	8	12	16	17	
Total Precip. (0.1mm)	1st			30	255	50	90	2050	350	15	115	90	35		
	2nd	25	145		360	40	110	1415	715	165	55		5		
	3rd	105	125	165		75	105	960	1000	140		250	150		

Element		1	2	3	4	5	6	7	8	9	10	11	12					
(0.1 )	Air Temp.	Mean	-29	-9	46	127	178	214	252	241	187	138	47	-26	114			
	Mean Max.	33	58	122	207	263	293	300	296	259	208	109	24	181				
	Mean Min.	-82	-73	-22	49	101	146	219	200	133	89	-9	-76	56				
	Highest	131	138	196	289	316	342	342	370	292	272	195	91	370				
	Date	8	16	30	30	29	23	20	5	3	9	2	23	08/05				
	Lowest	-156	-127	-73	-11	43	88	159	130	66	-19	-82	-138	-156				
	Date	24	2	8	3	8	4	27	30	29	31	19	14	01/24				
(0.1mm)	Precip.	00~24h Total	110	315	230	610	265	730	5640	2715	540	290	185	180	11810			
		Highest. 1	Daily	45	140	95	200	90	315	875	650	185	110	80	95	875		
	Hourly	20	35	25	85	90	135	375	285	145	40	65	45	375				
	Date	27	20	31	18	13	25	3	24	19	1	26	24	07/03				
(0.1%)	Wind	Mean Speed	15	17	15	16	15	14	8	10	11	12	18	18	14			
		Highest Gust Speed	103	99	114	113	133	89	103	72	93	108	110	131	133			
		Dir.	WSW	WSW	WNW	W	NW	WNW	WNW	ESE	WNW	ESE	W	WNW	NW			
		Date	22	23	9	12	13	25	14	20	19	22	10	11	05/13			
(0.1%)	Wind Directions Only	Hourly Occurrence Maximum Speed	NNE		8	29	13	10	10	12	12	9	20	6	29			
			9		13	13	10	20	17	14	10	12	14	7	20			
			NE	7	11	28	25	5	20	18	9	11	11	13	9	28		
			ENE	15	10	16	37	27	31	19	22	15	17	19	11	37		
			E	22	20	41	48	55	40	31	39	35	36	21	20	55		
			ESE	13	15	35	39	16	34	22	35	37	45	36	18	45		
			SE			8	8	7	22	14	12	18	22	11	10	22		
			SSE	7	10	13		10	11	8	9	25	19			25		
			S	9	11	8			7	17	12	12	9	9		17		
			SSW	16	14	11	10	12	20	12	9	14	13	18	9	20		
			SW	24	26	21	23	19	22	19	18	20	22	26	22	26		
			WSW	68	67	60	72	58	41	26	31	40	55	67	74	74		
			W	58	53	56	57	56	44	28	33	36	75	62	63	75		
			WNW	29	30	29	35	34	25	26	25	23	25	29	28	35		
			NW	16	13	16	17	23	24	16	16	23	17	20	21	24		
			NNW	4	4	14	14	11	18	24	15	12	14	14	17	24		
			N	206	199	187	157	113	138	322	176	129	122	60	183	166		
			(0.1%)	Hourly Occurrence Percentage	CALM		3	7	3	3	7	9	4	4	8	3	4	
					NNE	4		7	7	4	8	9	16	11	3	10	7	7
					NE	4	4	7	7	1	17	13	17	8	4	10	3	8
ENE	14	18			24	29	23	28	31	36	26	35	35	35	28			
E	270	217			281	285	344	293	202	323	410	438	339	223	303			
ESE	24	45			40	35	46	64	83	104	82	87	42	34	57			
SE					1	3	1	7	12	9	11	5	4	5	5			
SSE	1	1			3		3	3	4	4	4	7			3			
S	4	3			3			3	8	7	6	7	4		4			
SSW	8	9			5	4	1	3	5	4	6	13	7	1	6			
SW	66	36			48	32	32	36	44	43	42	56	26	26	41			
WSW	168	250			221	210	216	218	121	156	183	116	194	175	185			
W	165	175			125	168	152	115	55	57	49	60	175	224	126			
WNW	49	33			34	39	42	46	39	22	21	22	58	67	39			
NW	16	6	5	11	13	8	26	9	6	13	25	15	13					
NNW			1	11	5	7	15	12	3	3	8	3	6					

Element		1	2	3	4	5	6	7	8	9	10	11	12		
Number of Days With Classified	Daily Max. Temp.	0.0	7	2										7	16
		0.1 ~ 10.0	21	23	7								11	24	86
		10.1 ~ 20.0	3	3	24	12	2	1				13	19		77
		20.1 ~ 30.0				18	25	14	15	15	30	18			135
		30.1					4	15	16	16					51
	Daily Mean Temp.	- 5.0	11	2										6	19
		- 4.9 ~ 0.0	10	16	1								2	16	45
		0.1 ~ 10.0	10	10	30	3						4	23	9	89
		10.1 ~ 20.0				27	27	11		3	23	27	5		123
		20.1					4	19	31	28	7				89
	Daily Min. Temp.	- 15.0	3												3
		- 14.9 ~ - 5.0	17	22	5								4	23	71
		- 4.9 ~ 0.0	10	6	17	2						2	16	8	61
		0.1 ~ 10.0	1		9	28	16	3			3	16	10		86
		10.1					15	27	31	31	27	13			144
	Daily Precip.	0.1mm	5	6	7	7	5	11	20	16	5	5	4	5	96
		10.0mm		2		4		2	12	8	3	1			32
		30.0mm						1	7	4					12
		80.0mm							2						2
		100.0mm													
Hourly Max. Precip.	1.0mm	3	4	5	6	4	11	18	13	4	5	3	4	80	
	6.0mm				1	2	3	11	8	1		2		28	
	10.0mm						1	11	5	1				18	
	20.0mm							10	4					14	
	30.0mm							4						4	
Daily Max. Wind Speed	0.5 ~ 3.3%	4	1	1		1		4	3	4	3	1	4	26	
	3.4 ~ 7.9%	19	19	23	18	22	28	26	28	24	26	19	16	268	
	8.0 ~ 13.8%	8	8	7	12	8	2	1		2	2	10	11	71	
	13.9%														
10 - Day Summary	Mean Temp. (0.1 )	1st	18	- 23	21	115	170	191	251	266	199	176	94	- 12	
		2nd	- 49	- 7	55	124	169	214	254	238	186	135	27	- 55	
		3rd	- 52	6	61	141	193	238	252	222	175	105	21	- 11	
	Mean Max. Temp. (0.1 )	1st	82	35	90	189	255	257	299	325	268	235	169	37	
		2nd	8	66	150	200	253	306	310	286	256	200	80	- 3	
		3rd	12	77	126	232	279	317	291	280	253	190	79	36	
	Mean Min. Temp. (0.1 )	1st	- 32	- 77	- 47	46	92	127	219	220	151	136	30	- 60	
		2nd	- 103	- 83	- 26	56	98	130	221	205	130	91	- 26	- 112	
		3rd	- 110	- 55	4	47	113	180	218	178	118	45	- 32	- 59	
	Mean Wind Speed (0.1%)	1st	12	18	20	14	16	16	8	10	10	10	16	18	
		2nd	18	17	13	17	16	14	9	10	12	12	21	20	
		3rd	15	14	13	18	14	12	8	10	11	14	16	17	
Total Precip. (0.1mm)	1st		5	20	190	80	230	2840	400	30	230	80	65		
	2nd	20	170	10	420	95	45	1500	925	335	60	5	5		
	3rd	90	140	200		90	455	1300	1390	175		100	110		

Element		1	2	3	4	5	6	7	8	9	10	11	12		
(0.1 )	Air Temp.	Mean	- 41	- 15	39	122	171	208	249	236	177	125	31	- 36	106
	Mean Max.	24	50	111	197	250	279	293	286	249	198	102	21	172	
	Mean Min.	- 103	- 76	- 32	43	89	138	217	195	115	65	- 38	- 94	43	
	Highest	122	132	178	283	307	333	325	350	280	258	188	91	350	
	Date	8	16	30	30	29	23	14	6	25	9	7	23	08/06	
	Lowest	- 191	- 148	- 78	- 23	35	73	163	119	47	- 48	- 106	- 162	- 191	
	Date	23	2	8	3	8	4	27	31	29	31	25	13	01/23	
(0.1mm)	Precip.	00~24h Total	160	430	220	670	140	1020	4930	2430	500	265	235	195	11195
		Highest. 1 Daily	50	180	95	240	50	695	1090	480	220	110	105	120	1090
	Hourly	25	40	25	65	30	340	560	195	60	45	45	40	560	
	Date	27	20	25	1	24	25	16	15	27	2	26	24	07/16	
(0.1%)	Wind	Mean Speed	13	16	15	18	16	16	11	12	10	10	13	15	14
		Highest Gust Speed	102	105	115	144	137	107	104	98	108	91	142	134	144
		Dir.	W	WSW	W	WNW	WNW	ESE	W	SW	WSW	WNW	WSW	WNW	WNW
(0.1%)	Wind Directions Only	Date	22	20	9	28	6	6	3	24	20	29	10	11	04/28
		Hourly Occurrence Maximum Speed	10	6	19	17	16	33	6	6	25	40	18	26	40
		NNE		6	6	16		20	14	20	32	31	11	13	32
		NE	7	21	34	31	14	50	28	28	25	43	25	11	50
		ENE	31	19	31	68	52	48	41	45	46	48	21	22	68
		E	41	33	28	50	54	47	35	41	51	38	18	16	54
		ESE	21	29	23	41	30	56	29	35	47	29	14	7	56
		SE	21	23	30	38	31	37	27	37	28	32	8	10	38
		SSE	20	13	21	40	22	41	31	44	28	26	12	14	44
		S	13	16	19	30	23	33	26	23	20	12	16	12	33
		SSW	13	23	24	47	28	23	37	21	25	20	22	16	47
		SW	29	35	39	55	58	50	33	25	39	40	43	32	58
		WSW	53	60	66	60	69	53	41	37	39	47	65	58	69
		W	58	58	61	70	68	47	47	39	55	55	61	75	75
		WNW	42	55	45	35	44	43	33	30	37	27	49	58	58
		NW	27	30	38	30	46	36	25	20	34	24	26	24	46
		NNW	4	24	33	20	25	29	22	34	27	27	22	5	34
		N	369	311	327	261	297	207	255	262	397	421	368	321	317
		(0.1%)	Hourly Occurrence Percentage	CALM	1	1	4	6	4	7	3	4	15	16	6
NNE				3	1	8		7	11	7	11	19	6	4	6
NE	9			6	8	13	12	17	11	13	14	15	8	11	11
ENE	66			49	75	103	101	97	110	85	64	93	39	59	79
E	44			33	48	50	69	138	134	181	139	87	43	31	84
ESE	20			13	28	18	22	46	51	51	25	24	13	8	27
SE	11			6	19	20	9	36	26	44	10	23	4	4	18
SSE	9			3	11	6	8	17	17	31	10	19	14	4	12
S	8			12	13	7	5	10	23	22	11	9	8	16	12
SSW	15			24	20	21	13	14	22	24	25	24	13	19	19
SW	36			22	39	54	47	38	54	44	36	28	51	43	41
WSW	121			168	125	147	103	72	69	60	69	66	146	133	106
W	238			255	183	186	192	175	106	86	93	101	193	269	172
WNW	39			73	62	61	77	83	63	54	53	40	76	62	62
NW	12	18	22	28	28	24	27	22	22	11	10	11	19		
NNW		1	15	11	12	14	19	9	6	4	3	1	8		

Element		1	2	3	4	5	6	7	8	9	10	11	12			
Number of Days With Classified	Daily Max. Temp.	0.0	10	3										8	21	
		0.1 ~ 10.0	20	22	9									15	23	89
		10.1 ~ 20.0	1	3	22	18	3	1				1	16	15		80
		20.1 ~ 30.0				12	27	19	16	22	29	15				140
		30.1					1	10	15	9						35
	Daily Mean Temp.	- 5.0	14	5											10	29
		- 4.9 ~ 0.0	8	13	2									8	15	46
		0.1 ~ 10.0	9	10	29	4						8	18	6	84	
		10.1 ~ 20.0				26	27	12		5	30	23	4		127	
		20.1					4	18	31	26					79	
	Daily Min. Temp.	- 15.0	10												4	14
		- 14.9 ~ - 5.0	13	24	10									13	22	82
		- 4.9 ~ 0.0	8	3	17	4						2	12	5	51	
		0.1 ~ 10.0		1	4	26	18	4			7	21	5		86	
		10.1					13	26	31	31	23	8			132	
	Daily Precip.	0.1mm	6	7	6	7	4	8	23	16	5	5	6	5	98	
		10.0mm		2		3		2	10	9	2	1	1	1	31	
		30.0mm						1	7	2					10	
		80.0mm							1						1	
		100.0mm							1						1	
	Hourly Max. Precip.	1.0mm	5	5	4	6	4	6	19	15	4	5	5	4	82	
6.0mm					2		2	10	8	1				23		
10.0mm							2	8	6					16		
20.0mm							1	6						7		
30.0mm							1	4						5		
Daily Max. Wind Speed	0.5 ~ 3.3%	2						2					1	5		
	3.4 ~ 7.9%	22	20	25	13	22	23	23	27	26	29	22	22	274		
	8.0 ~ 13.8%	7	8	6	15	9	7	6	4	4	2	7	8	83		
	13.9%				2							1		3		
10 - Day Summary	Mean Temp. (0.1 )	1st	14	- 30	14	110	162	185	248	257	190	168	78	- 22		
		2nd	- 65	- 14	45	120	163	210	250	234	176	121	11	- 68		
		3rd	- 67	2	55	135	186	230	249	218	164	88	5	- 20		
	Mean Max. Temp. (0.1 )	1st	74	24	80	177	241	249	290	308	258	225	159	34		
		2nd	- 5	61	137	190	240	293	299	275	245	189	75	- 3		
		3rd	6	68	116	223	266	297	290	275	244	181	74	32		
	Mean Min. Temp. (0.1 )	1st	- 39	- 82	- 50	46	79	119	217	214	135	119	3	- 76		
		2nd	- 129	- 88	- 42	47	87	121	216	201	113	66	- 57	- 133		
		3rd	- 136	- 54	- 7	35	101	174	217	171	97	15	- 59	- 74		
	Mean Wind Speed (0.1%)	1st	12	17	20	18	17	20	12	11	9	9	12	14		
		2nd	14	17	12	19	17	16	11	14	12	11	15	17		
		3rd	13	15	12	18	14	13	11	12	9	10	13	14		
Total Precip. (0.1mm)	1st		5	30	260	70	130	2025	510	30	180	55	50			
	2nd	50	245		410	20		1285	925	265	85	20	5			
	3rd	110	180	190		50	890	1620	995	205		160	140			

		Element	1	2	3	4	5	6	7	8	9	10	11	12				
(0.1 )	Air Temp.	Mean	-24	-4	55	134	188	227	264	255	203	146	45	-23	122			
		Mean Max.	35	56	127	210	266	299	310	306	272	214	111	28	186			
		Mean Min.	-82	-63	-16	60	113	161	232	214	142	89	-18	-74	63			
		Highest	132	129	197	283	327	349	346	377	308	283	203	95	377			
		Date	8	16	30	16	29	23	6	5	25	8	7	23	08/05			
		Lowest	-160	-116	-73	-6	72	101	203	142	69	-27	-90	-145	-160			
		Date	24	2	8	3	8	4	27	31	29	31	19	13	01/24			
(0.1mm)	Precip.	00~24h Total	115	355	75	665	110	295	6660	2415	520	210	205	175	11800			
		Highest. 1	Daily	50	135	45	250	30	150	2250	460	260	70	90	120	2250		
			Date	29	22	31	17	9	28	16	24	27	2	26	24	07/16		
			Hourly	20	65	35	100	25	145	840	405	75	40	55	45	840		
		Date	20	20	31	17	12	28	16	24	27	11	26	24	07/16			
(0.1%)	Wind	Mean Speed	15	17	18	22	20	18	14	15	13	13	14	17	16			
		Highest Gust Speed	115	116	118	145	135	111	102	115	96	112	119	138	145			
		Dir.	WSW	WSW	WSW	W	WSW	SW	WSW	SW	WSW	WSW	WSW	WSW	W			
		Date	14	9	9	14	13	9	8	24	19	29	15	10	04/14			
(0.1%)	Wind Directions Only	Hourly Occurrence Maximum Speed	NNE	35	39	22	31	26	32	21	26	26	45	17	16	45		
			NE	30	24	23	55	23	27	35	26	37	65	17	19	65		
			ENE	37	15	30	55	27	41	43	33	61	41	16	17	61		
			E	46	11	34	40	71	39	44	45	40	38	16	25	71		
			ESE	28	12	35	46	68	24	31	40	51	30	15	9	68		
			SE	18	21	20	53	23	28	15	35	22	44	20	18	53		
			SSE	18	21	31	25	18	28	15	19	17	17	16	14	31		
			S	24	32	32	27	24	27	25	19	14	24	23	24	32		
			SSW	34	42	41	56	66	32	52	38	26	31	56	25	66		
			SW	39	54	55	82	61	70	53	72	60	35	58	56	82		
			WSW	67	67	78	71	90	56	69	59	53	65	60	61	90		
			W	54	59	54	53	53	47	35	32	47	54	56	64	64		
			WNW	50	53	57	53	44	45	23	40	30	50	54	68	68		
			NW	25	39	37	39	52	54	32	44	26	24	28	41	54		
			NNW	27	24	41	48	31	63	54	39	29	44	30	23	63		
			N	10	20	31	63	16	19	14	32	29	33	24	10	63		
			(0.1%)	Hourly Occurrence Percentage	CALM	297	274	208	131	142	118	175	134	233	245	331	258	212
					NNE	54	46	56	63	62	72	77	155	113	114	39	50	75
					NE	43	33	42	43	36	74	69	141	114	126	28	32	65
					ENE	28	16	22	46	23	47	69	101	89	66	21	19	46
					E	16	6	22	21	22	33	32	63	33	52	11	13	27
					ESE	12	7	22	14	17	25	19	26	25	26	6	9	17
					SE	8	13	16	6	17	25	8	9	26	16	13	12	14
					SSE	19	24	12	19	12	28	8	13	10	13	10	11	15
					S	22	31	34	18	13	32	9	11	18	24	32	16	22
					SSW	55	40	58	50	42	40	43	26	35	27	54	26	41
					SW	59	88	89	149	141	158	159	66	54	54	76	79	98
WSW	144	146			122	175	212	121	140	87	67	55	139	157	130			
W	109	122			94	78	108	75	66	42	54	47	107	149	87			
WNW	81	85			103	75	79	72	30	30	29	24	56	99	63			
NW	19	31	51	44	32	36	35	20	22	27	39	28	32					
NNW	20	21	23	32	19	19	30	24	31	34	19	16	24					
N	15	16	27	38	22	24	34	52	47	50	21	24	31					



Element		1	2	3	4	5	6	7	8	9	10	11	12		
Number of Days With Classified	Daily Max. Temp.	0.0	8	2										7	17
		0.1 ~ 10.0	21	23	5								14	24	87
		10.1 ~ 20.0	2	3	26	13		1				10	15		70
		20.1 ~ 30.0				17	29	14	13	11	26	21	1		132
		30.1					2	15	18	20	4				59
	Daily Mean Temp.	-5.0	10	2										6	18
		-4.9 ~ 0.0	11	13	2								5	17	48
		0.1 ~ 10.0	10	13	29	3						2	20	8	85
		10.1 ~ 20.0				27	21	6		1	9	26	5		95
		20.1					10	24	31	30	21	3			119
	Daily Min. Temp.	-15.0	3												3
		-14.9 ~ -5.0	18	20	3								6	20	67
		-4.9 ~ 0.0	9	8	19	2						2	15	10	65
		0.1 ~ 10.0	1		9	25	9				3	17	9	1	74
		10.1				3	22	30	31	31	27	12			156
	Daily Precip.	0.1mm	6	5	4	6	5	6	20	15	4	5	6	7	89
		10.0mm		2		4		1	11	8	2			1	29
		30.0mm							8	3					11
		80.0mm							1						1
		100.0mm							1						1
Hourly Max. Precip.	1.0mm	5	4	2	5	5	5	18	13	3	3	5	4	72	
	6.0mm		1		1		1	13	7	1				24	
	10.0mm				1		1	9	4					15	
	20.0mm							6	2					8	
	30.0mm							3	1					4	
Daily Max. Wind Speed	0.5 ~ 3.3%	1	1								1	1	1	5	
	3.4 ~ 7.9%	21	14	20	10	17	22	21	29	27	27	19	19	246	
	8.0 ~ 13.8%	9	13	11	19	14	8	10	2	3	3	10	11	113	
	13.9%				1									1	
10 - Day Summary	Mean Temp. (0.1 )	1st	27	-20	25	121	179	202	258	280	216	186	93	-9	
		2nd	-48	-2	63	132	178	232	264	249	203	140	25	-53	
		3rd	-47	13	74	149	205	248	269	237	191	114	16	-9	
	Mean Max. Temp. (0.1 )	1st	86	31	92	196	257	266	304	335	280	244	171	41	
		2nd	8	64	150	203	255	313	315	293	270	202	84	3	
		3rd	12	77	137	230	284	318	312	292	268	199	77	40	
	Mean Min. Temp. (0.1 )	1st	-26	-65	-40	56	106	138	228	235	160	143	24	-56	
		2nd	-106	-72	-23	62	105	151	231	218	140	83	-35	-115	
		3rd	-110	-50	11	62	126	195	237	191	126	46	-41	-52	
	Mean Wind Speed (0.1%)	1st	15	19	23	19	21	22	14	14	10	12	13	15	
		2nd	14	17	14	23	21	17	13	15	18	13	15	20	
		3rd	15	16	17	25	19	16	15	16	11	13	14	16	
Total Precip. (0.1mm)	1st			25	235	50	80	2610	470	25	140	35	30		
	2nd	35	220		430	35		2545	680	230	70	20	5		
	3rd	80	135	50		25	215	1505	1265	265		150	140		

		Element	1	2	3	4	5	6	7	8	9	10	11	12				
(0.1 )	Air Temp.	Mean	-33	-14	40	120	169	208	250	237	183	128	36	-30	108			
		Mean Max.	33	51	117	198	253	283	298	290	253	199	107	27	176			
		Mean Min.	-93	-75	-29	43	90	141	219	199	126	75	-27	-83	49			
		Highest	132	123	186	276	318	345	332	359	289	265	200	99	359			
		Date	8	16	19	30	29	23	20	6	25	9	7	23	08/06			
		Lowest	-179	-138	-76	-25	40	74	174	137	55	-40	-100	-155	-179			
		Date	24	2	8	3	8	4	27	31	29	31	25	14	01/24			
(0.1mm)	Precip.	00~24h Total	145	465	155	715	145	620	9530	3195	970	255	155	255	16605			
		Highest. 1	Daily	45	175	70	225	55	345	2605	640	445	100	55	170	2605		
			Date	29	22	31	6	24	28	16	24	11	1	10	24	07/16		
			Hourly	30	50	30	80	25	315	850	455	115	45	50	70	850		
		Date	27	20	31	6	9	28	16	24	27	11	10	24	07/16			
(0.1%)	Wind	Mean Speed	12	13	13	17	14	14	11	11	11	11	13	14	13			
		Highest Gust Speed	100	107	140	122	117	107	99	93	109	88	125	126	140			
		Dir.	NNW	NNW	NNW	SSW	NNW	NNW	N	S	ENE	NNE	N	N	NNW			
		Date	14	9	6	14	14	1	14	21	15	22	15	11	03/06			
(0.1%)	Wind Directions Only	Hourly Occurrence Maximum Speed	NNE	23	14	35	30	33	26	24	21	35	47	33	17	47		
			NE	19	20	19	34	20	19	19	19	39	23	18	17	39		
			ENE	26	18	22	40	22	16	27	20	45	30	13	15	45		
			E	28	11	13	41	17	20	24	24	29	33	12	8	41		
			ESE	24	12	20	35	24	24	27	28	37	20	15	12	37		
			SE	20	34	34	46	49	43	43	43	37	34	34	44	49		
			SSE	38	35	34	44	49	52	41	45	31	53	37	28	53		
			S	43	58	31	57	55	29	53	43	28	27	48	34	58		
			SSW	52	35	72	70	58	47	49	53	33	27	52	45	72		
			SW	26	25	32	28	25	25	25	14	20	18	11	8	32		
			WSW	17	24	28	30	17	17	13	10	11	14	14	23	30		
			W	17	32	24	30	28	20	13	14	14	13	20	31	32		
			WNW	32	33	31	31	25	22	18	15	21	21	27	29	33		
			NW	42	39	51	41	34	36	18	25	23	26	29	40	51		
			NNW	61	69	52	65	55	61	66	39	48	43	58	53	69		
			N	42	41	48	47	33	35	41	37	47	54	61	45	61		
			(0.1%)	Hourly Occurrence Percentage	CALM	299	265	272	214	265	206	403	383	317	323	233	190	281
					NNE	38	65	47	56	55	51	15	20	83	113	72	51	55
					NE	35	37	39	32	59	60	9	24	50	51	35	43	40
					ENE	8	21	17	24	28	26	19	27	43	36	15	15	23
					E	13	4	9	26	12	10	12	22	13	28	3	7	13
					ESE	15	1	13	18	7	21	23	26	14	11	4	3	13
					SE	13	7	31	24	43	56	50	62	25	22	18	27	32
					SSE	34	24	51	54	62	96	91	113	51	46	29	43	58
					S	59	49	48	93	87	88	137	73	50	24	57	51	68
					SSW	55	51	63	131	105	67	127	85	71	31	64	44	74
					SW	16	22	19	22	13	28	23	12	3	13	13	5	16
WSW	8	10			13	8	8	15	7	4	6	9	7	8	9			
W	7	18			9	17	12	11	8	7	6	9	11	13	11			
WNW	32	43			28	13	15	22	8	13	13	20	35	31	23			
NW	74	88	62	47	58	51	12	23	40	22	82	113	56					
NNW	205	202	169	124	109	140	26	62	90	114	196	259	141					
N	89	91	108	97	62	53	30	46	126	128	126	97	88					

Element		1	2	3	4	5	6	7	8	9	10	11	12		
Number of Days With Classified	Daily Max. Temp.	0.0	9	3										7	19
		0.1 ~ 10.0	20	22	8								15	24	89
		10.1 ~ 20.0	2	3	23	17	2	2				17	15		81
		20.1 ~ 30.0				13	28	18	14	18	30	14			135
		30.1					1	10	16	13					40
	Daily Mean Temp.	- 5.0	11	3										7	21
		- 4.9 ~ 0.0	10	15	2								7	17	51
		0.1 ~ 10.0	10	10	29	5						7	20	7	88
		10.1 ~ 20.0				25	29	12		3	26	24	3		122
		20.1					2	18	30	28	4				82
	Daily Min. Temp.	- 15.0	7											1	8
		- 14.9 ~ - 5.0	15	22	8								8	22	75
		- 4.9 ~ 0.0	8	6	19	4						2	16	8	63
		0.1 ~ 10.0	1		4	26	19	4			3	19	6		82
		10.1					12	26	30	31	27	10			136
	Daily Precip.	0.1mm	6	7	4	5	4	4	20	17	5	5	5	6	88
		10.0mm		2		3			2	16	9	2	1	1	36
		30.0mm							1	11	3	2			17
		80.0mm								3					3
		100.0mm								1					1
	Hourly Max. Precip.	1.0mm	5	5	4	5	4	4	19	16	5	4	4	4	79
6.0mm					1			2	17	9	3		1	33	
10.0mm								1	14	6	2			23	
20.0mm								1	13	3				17	
30.0mm								1	7	1				9	
Daily Max. Wind Speed	0.5 ~ 3.3%	1	1						2	1		1		6	
	3.4 ~ 7.9%	23	16	21	14	23	24	26	28	26	28	22	19	270	
	8.0 ~ 13.8%	7	11	9	16	8	6	2	2	4	2	8	12	87	
	13.9%			1										1	
10 - Day Summary	Mean Temp. (0.1 )	1st	16	- 27	15	110	161	185	246	258	193	170	81	- 15	
		2nd	- 56	- 12	44	119	161	209	250	234	184	127	19	- 60	
		3rd	- 57	1	60	131	184	230	253	220	170	93	8	- 17	
	Mean Max. Temp. (0.1 )	1st	82	28	85	184	247	250	292	318	262	227	163	40	
		2nd	7	60	143	192	243	294	303	279	249	190	83	5	
		3rd	12	69	122	218	268	304	299	276	249	183	77	37	
	Mean Min. Temp. (0.1 )	1st	- 36	- 77	- 47	46	81	119	218	215	143	127	13	- 64	
		2nd	- 116	- 86	- 41	49	86	126	218	205	126	75	- 41	- 123	
		3rd	- 126	- 59	- 2	35	101	178	220	179	110	28	- 51	- 65	
	Mean Wind Speed (0.1%)	1st	10	13	16	17	15	17	13	9	9	9	11	14	
		2nd	12	14	11	17	15	13	9	12	14	12	14	16	
		3rd	13	13	14	17	12	12	10	12	10	11	13	13	
Total Precip. (0.1mm)	1st		5	20	320	80	160	3025	650	40	165	60	55		
	2nd	20	285		395	10		3565	1230	530	90	10	10		
	3rd	125	175	135		55	460	2940	1315	400		85	190		

Element		1	2	3	4	5	6	7	8	9	10	11	12					
(0.1 )	Air Temp.	Mean	-37	-16	37	117	165	205	244	234	179	126	32	-35	104			
		Mean Max.	29	50	112	197	251	281	294	285	248	197	107	21	173			
		Mean Min.	-97	-79	-30	39	82	136	212	195	123	72	-32	-87	45			
		Highest	126	137	182	276	311	338	333	350	282	264	197	79	350			
		Date	8	16	30	30	29	23	14	5	25	9	7	3	08/05			
		Lowest	-191	-137	-76	-27	38	63	169	133	48	-43	-93	-168	-191			
		Date	25	2	3	3	15	4	27	31	30	31	25	14	01/25			
(0.1mm)	Precip.	00~24h Total	150	405	220	590	255	870	7345	2320	970	280	115	245	13765			
		Highest. 1	Daily	60	145	85	180	95	335	1270	485	570	120	40	130	1270		
			Date	20	22	25	17	24	25	16	15	11	1	24	24	07/16		
			Hourly	30	45	30	50	55	265	660	215	190	50	25	60	660		
	Date	20	20	31	17	24	25	16	17	11	1	10	24	07/16				
(0.1%)	Wind	Mean Speed	14	16	14	15	12	12	7	10	9	9	11	13	12			
		Highest Gust Speed	126	125	126	140	114	89	86	80	101	119	126	133	140			
		Dir.	WSW	NNW	N	ENE	WSW	ESE	W	E	ESE	W	SW	SW	ENE			
	Date	31	18	6	16	14	11	8	3	15	29	10	11	04/16				
(0.1%)	Wind Directions Only	Hourly Occurrence Maximum Speed	NNE	25	17	29	17	23	21	13	20	16	20	27	25	29		
			NE	21	12	18	20	15	15	25	23	25	28	20	14	28		
			ENE	36	19	26	39	17	32	29	32	33	25	11	15	39		
			E	40	24	40	46	37	41	36	34	45	37	17	18	46		
			ESE	38	33	29	44	28	33	34	32	30	37	21	12	44		
			SE	16	9	16	19	22	22	21	17	21	23	20	11	23		
			SSE	10	6	16	20	22	19	28	15	13	21	10	14	28		
			S	9	15	15	12	20	19	15	9	15	13	19	22	22		
			SSW	50	54	41	41	23	27	19	20	28	26	43	43	54		
			SW	59	56	54	45	39	32	22	25	29	58	51	60	60		
			WSW	39	44	46	43	46	29	26	28	25	26	37	46	46		
			W	27	24	44	44	38	35	22	26	24	29	24	35	44		
			WNW	28	20	40	22	19	22	19	16	22	24	26	23	40		
			NW	29	28	34	33	22	23	16	25	22	22	29	23	34		
			NNW	35	33	37	34	22	20	9	20	18	15	36	34	37		
			N	43	41	32	45	26	26	13	19	17	20	39	39	45		
			(0.1%)	Hourly Occurrence Percentage	CALM	197	126	206	181	218	185	457	296	307	332	288	210	251
					NNE	23	13	31	26	12	25	23	55	56	40	26	23	30
					NE	19	13	15	24	26	28	35	79	67	55	28	19	34
					ENE	39	24	52	60	44	40	42	89	88	90	19	26	51
					E	159	159	173	150	200	206	95	168	147	165	94	102	152
					ESE	31	40	36	40	40	85	47	79	50	70	13	16	46
					SE	3	3	4	4	13	14	19	17	24	17	7	3	11
					SSE	3	3	1	7	8	4	7	15	4	9	3	5	6
					S	5	10	5	4	7	3	11	5	11	12	10	13	8
					SSW	39	51	54	22	34	35	47	23	33	20	50	40	37
					SW	188	202	122	136	78	90	59	39	39	62	144	176	111
WSW	118	150			132	170	142	101	58	44	51	39	101	137	103			
W	42	49			35	81	93	103	60	43	42	35	42	42	55			
WNW	31	34			24	15	28	28	19	12	22	15	31	40	25			
NW	32	30			34	18	22	17	9	9	15	9	40	38	23			
NNW	39	51	35	25	17	18	4	7	15	12	56	60	28					
N	32	40	40	36	17	19	8	19	29	16	49	50	30					

Element		1	2	3	4	5	6	7	8	9	10	11	12			
Number of Days With Classified	Daily Max. Temp.	0.0	7	3										8	18	
		0.1 ~ 10.0	23	22	10								15	23	93	
		10.1 ~ 20.0	1	3	21	18	2	2				1	18	15		81
		20.1 ~ 30.0				12	28	16	17	19	29	13				134
		30.1					1	12	14	12						39
	Daily Mean Temp.	-5.0	12	3											10	25
		-4.9 ~ 0.0	10	15	3								8	15	51	
		0.1 ~ 10.0	9	10	28	6						8	19	6	86	
		10.1 ~ 20.0				24	29	13		4	28	23	3		124	
		20.1					2	17	31	27	2				79	
	Daily Min. Temp.	-15.0	7												2	9
		-14.9 ~ -5.0	16	25	7								10	23	81	
		-4.9 ~ 0.0	7	2	21	4						2	14	6	56	
		0.1 ~ 10.0	1	1	3	26	24	4			6	20	6		91	
		10.1					7	26	31	31	24	9			128	
	Daily Precip.	0.1mm	7	7	7	7	5	8	20	17	5	5	6	6	100	
		10.0mm		2		4		3	15	8	2	1		1	36	
		30.0mm						1	8	2	2				13	
		80.0mm							2						2	
		100.0mm							1						1	
	Hourly Max. Precip.	1.0mm	5	6	5	6	4	6	19	14	6	5	5	3	84	
6.0mm							2	13	6	2			1	24		
10.0mm							2	11	6	1				20		
20.0mm							2	9	1					12		
30.0mm								4						4		
Daily Max. Wind Speed	0.5 ~ 3.3%							3		1	1			5		
	3.4 ~ 7.9%	17	13	20	13	23	25	24	30	26	28	19	17	255		
	8.0 ~ 13.8%	14	15	11	16	8	5	4	1	3	2	11	14	104		
	13.9%				1									1		
10 - Day Summary	Mean Temp. (0.1 )	1st	15	-29	11	105	158	179	240	256	190	165	77	-23		
		2nd	-59	-16	45	118	157	208	244	228	183	125	18	-65		
		3rd	-64	-1	54	128	179	229	248	218	166	92	3	-19		
	Mean Max. Temp. (0.1 )	1st	73	25	83	176	238	249	286	309	255	223	164	33		
		2nd	4	59	139	195	244	292	303	271	245	187	85	1		
		3rd	10	69	115	219	270	302	292	276	244	181	70	29		
	Mean Min. Temp. (0.1 )	1st	-37	-82	-48	41	78	111	210	215	137	124	4	-70		
		2nd	-116	-91	-39	47	77	122	208	199	126	72	-45	-128		
		3rd	-133	-60	-7	31	91	173	216	174	106	26	-56	-65		
	Mean Wind Speed (0.1%)	1st	15	17	17	16	13	14	6	9	8	9	10	12		
		2nd	13	16	12	16	12	14	6	13	12	10	14	15		
		3rd	15	15	12	14	11	10	9	7	8	9	10	13		
Total Precip. (0.1mm)	1st		10	30	255	140	225	3125	585	40	175	35	95			
	2nd	65	250		330	10	55	2020	1185	595	105	5	5			
	3rd	85	145	190	5	105	590	2200	550	335		75	145			

Element		1	2	3	4	5	6	7	8	9	10	11	12					
(0.1 )	Air Temp.	Mean	-23	-3	48	126	174	216	254	242	187	134	41	-23	114			
		Mean Max.	47	69	130	210	257	289	305	297	261	208	121	40	186			
		Mean Min.	-84	-70	-27	46	93	147	222	204	133	85	-26	-79	54			
		Highest	142	164	198	290	314	337	340	357	296	274	213	106	357			
		Date	8	16	30	16	29	23	21	6	25	9	7	23	08/06			
		Lowest	-161	-120	-70	-23	41	77	184	138	57	-38	-75	-154	-161			
		Date	25	2	3	3	8	4	27	31	30	31	25	14	01/25			
(0.1mm)	Precip.	00~24h Total	90	285	175	495	240	705	3700	2485	910	295	75	170	9625			
		Highest. 1	Daily	35	120	65	170	130	495	930	675	485	100	40	130	930		
			Date	29	22	25	17	9	28	3	6	11	1	24	24	07/03		
			Hourly	25	40	30	50	70	490	490	475	180	35	20	60	490		
(0.1%)	Wind	Mean Speed	7	8	8	10	8	9	6	7	7	6	7	8	8			
		Highest Gust Speed	77	87	85	95	83	69	90	134	75	129	116	97	134			
		Dir.	NNW	ESE	WNW	SSE	NNE	S	NNW	SE	ESE	WSW	N	N	SE			
		Date	12	19	9	18	17	28	24	23	15	13	14	4	08/23			
(0.1%)	Wind Directions Only	Hourly Occurrence Maximum Speed	NNE	17	24	24	27	24	30	26	16	14	22	22	21	30		
			NE	23	25	28	28	32	23	14	22	21	21	18	22	32		
			ENE	26	22	23	37	20	27	27	23	35	31	17	27	37		
			E	21	24	30	36	26	20	27	21	21	27	23	21	36		
			ESE	28	23	23	35	35	23	22	26	29	39	21	15	39		
			SE	29	26	21	27	30	26	21	21	38	30	24	20	38		
			SSE	20	19	19	32	35	24	18	15	20	32	16	19	35		
			S	24	30	23	40	42	32	20	29	22	18	24	23	42		
			SSW	14	17	27	27	29	17	13	17	14	11	25	17	29		
			SW	19	26	25	24	23	18	8	18	16	9	17	20	26		
			WSW	21	18	30	19	27	21	9	11	8	13	16	27	30		
			W	17	19	18	29	18	24	12	12	16	11	13	19	29		
			WNW	24	25	33	27	15	25	14	18	16	16	17	24	33		
			NW	22	31	27	29	27	26	14	23	19	16	29	20	31		
			NNW	32	30	33	35	26	27	18	20	22	24	39	40	40		
			N	30	35	38	29	33	24	21	23	19	35	32	33	38		
			(0.1%)	Hourly Occurrence Percentage	CALM	481	432	425	388	409	346	542	407	486	511	531	478	453
					NNE	38	40	35	42	23	49	36	31	24	35	36	43	36
					NE	35	31	43	33	32	36	26	34	29	31	29	34	33
					ENE	35	19	32	56	39	58	40	51	42	71	25	22	41
E	26	27			20	42	66	67	38	59	58	31	19	20	39			
ESE	27	18			31	42	56	57	35	40	44	43	24	13	36			
SE	26	15			26	28	40	47	32	32	31	32	22	23	30			
SSE	27	39			39	53	71	53	40	47	47	48	28	15	42			
S	36	40			54	68	82	51	50	54	47	39	51	31	50			
SSW	11	13			17	22	16	14	19	19	14	11	22	15	16			
SW	15	4			17	14	15	14	12	17	10	9	11	8	12			
WSW	12	15			7	14	5	8	8	8	4	9	8	7	9			
W	7	19			8	11	11	15	12	7	24	9	7	11	12			
WNW	35	48			44	29	22	38	23	48	49	35	18	19	34			
NW	44	65	66	63	44	50	31	58	44	24	26	30	45					
NNW	85	95	79	58	35	49	30	52	19	34	65	116	60					
N	62	79	56	39	34	49	27	35	28	27	76	117	52					

Element		1	2	3	4	5	6	7	8	9	10	11	12			
Number of Days With Classified	Daily Max. Temp.	0.0	5	1										5	11	
		0.1 ~ 10.0	23	20	7								11	24	85	
		10.1 ~ 20.0	3	7	24	12	2	1				15	18	2	84	
		20.1 ~ 30.0				18	28	17	14	13	30	16	1		137	
		30.1					1	12	17	18					48	
	Daily Mean Temp.	- 5.0	10												5	15
		- 4.9 ~ 0.0	11	17	1								5	17	51	
		0.1 ~ 10.0	10	11	30	4						5	21	9	90	
		10.1 ~ 20.0				26	29	9		2	20	26	4		116	
		20.1					2	21	31	29	10				93	
	Daily Min. Temp.	- 15.0	3												1	4
		- 14.9 ~ - 5.0	19	22	7								9	20	77	
		- 4.9 ~ 0.0	8	6	20	3						2	14	10	63	
		0.1 ~ 10.0	1		4	26	19	3			3	17	7		80	
		10.1				1	12	27	31	31	27	12			141	
	Daily Precip.	0.1mm	5	6	7	8	5	7	19	18	4	6	3	5	93	
		10.0mm		2		2	1	1	11	7	2	1		1	28	
		30.0mm							1	4	2	2			9	
		80.0mm								1					1	
		100.0mm														
Hourly Max. Precip.	1.0mm	3	4	4	6	3	5	17	16	4	5	3	2	72		
	6.0mm					1	2	10	6	2			1	22		
	10.0mm						1	8	3	2				14		
	20.0mm						1	3	2					6		
	30.0mm						1	1	1					3		
Daily Max. Wind Speed	0.5 ~ 3.3%	4	2		1	2		9	5	5	6	6	4	44		
	3.4 ~ 7.9%	27	25	28	23	27	30	19	25	25	24	21	22	296		
	8.0 ~ 13.8%		1	3	6	2		3	1		1	3	5	25		
	13.9%															
10 - Day Summary	Mean Temp.	1st	23	- 17	25	115	164	192	250	263	198	174	84	- 10		
		2nd	- 47	- 1	52	126	169	217	255	238	191	133	26	- 51		
		3rd	- 43	10	67	137	187	239	256	227	174	99	13	- 10		
	Mean Max. Temp.	1st	92	46	101	193	247	257	299	319	266	234	179	53		
		2nd	25	80	155	206	251	300	312	284	260	198	97	16		
		3rd	28	85	134	232	273	309	305	290	258	193	86	50		
	Mean Min. Temp.	1st	- 36	- 70	- 44	47	83	125	223	224	148	136	10	- 61		
		2nd	- 104	- 82	- 41	53	90	130	222	208	134	87	- 43	- 117		
		3rd	- 108	- 54	1	38	104	184	222	183	117	36	- 46	- 61		
	Mean Wind Speed	1st	7	9	10	10	9	9	5	7	6	6	6	7		
		2nd	8	9	7	10	8	9	5	7	8	7	8	8		
		3rd	7	8	8	10	8	8	6	6	6	7	6	7		
Total Precip.	1st		5	5	200	160	95	2245	1005	15	170	20	30			
	2nd	35	160		290	35	20	485	900	495	125					
	3rd	55	120	170	5	45	590	970	580	400		55	140			

Element		1	2	3	4	5	6	7	8	9	10	11	12					
(0.1 )	Air Temp.	Mean	3	7	56	120	172	213	257	256	214	161	69	4	128			
		Mean Max.	47	54	112	177	232	270	292	301	266	209	118	41	177			
		Mean Min.	-36	-35	5	74	120	169	234	222	170	118	25	-30	86			
		Highest	117	115	166	246	277	318	328	362	302	262	203	116	362			
		Date	6	16	19	16	22	23	30	5	26	8	7	3	08/05			
		Lowest	-86	-71	-42	15	82	127	207	181	103	34	-36	-88	-88			
		Date	25	2	8	2	14	4	1	31	29	31	19	14	12/14			
(0.1mm)	Precip.	00~24h Total	105	235	40	430	260	160	3010	1950	620	180	200	300	7490			
		Highest. 1	Daily	35	110	25	320	85	80	625	720	455	110	65	160	720		
			Date	29	22	7	5	13	6	8	20	27	1	25	24	08/20		
			Hourly	15	30	20	60	85	50	260	165	235	20	45	60	260		
	Date	29	22	7	5	13	25	8	20	27	11	25	24	07/08				
(0.1%)	Wind	Mean Speed	20	23	21	23	20	20	18	19	18	20	19	20	20			
		Highest Gust Speed	134	124	106	102	107	87	89	111	101	123	127	120	134			
		* Dir.	W	NW	SW	SW	S	WSW	SSE	NNE	NNE	WNW	WNW	WNW	W			
	Date	27	23	9	14	13	7	7	28	27	29	10	26	01/27				
(0.1%)	Wind Directions Only	Hourly Occurrence Maximum Speed	NNE	38	31	23	29	26	27	8	42	52	46	36	29	52		
			NE	36	13	22	34	21	9	17	27	35	42	22	25	42		
			ENE	31	28	23	34	26	28	23	38	40	34	27	28	40		
			E	35	36	32	44	39	39	37	51	40	45	32	32	51		
			ESE	36	33	26	61	47	39	36	57	41	53	30	32	61		
			SE	28	36	40	41	37	29	36	42	54	19	28	32	54		
			SSE	35	52	39	50	66	29	48	44	27	17	44	33	66		
			S	33	45	24	51	49	33	40	33	28	15	47	27	51		
			SSW	27	47	39	62	47	40	44	40	38	31	43	27	62		
			SW	37	39	46	56	51	47	47	51	41	32	46	29	56		
			WSW	55	39	55	46	45	42	37	35	34	24	33	42	55		
			W	49	42	59	44	51	33	24	26	27	19	45	43	59		
			WNW	72	63	65	63	62	54	34	46	44	68	63	64	72		
			NW	52	52	56	48	41	44	44	38	41	39	53	46	56		
			NNW	46	45	61	78	49	61	38	43	65	55	58	40	78		
			N	33	66	56	40	43	58	28	55	57	51	49	39	66		
			(0.1%)	Hourly Occurrence Percentage	CALM	167	171	151	68	87	81	82	165	193	111	108	101	124
					NNE	24	10	7	3	7	13	7	16	26	73	28	27	20
					NE	19	9	11	13	11	6	5	12	26	50	26	29	18
					ENE	49	25	35	52	47	29	22	59	64	57	49	88	48
E	63	43			44	96	79	49	67	113	78	100	100	107	79			
ESE	34	36			28	33	44	36	34	85	56	54	60	31	44			
SE	15	25			22	25	31	31	61	42	19	8	28	35	28			
SSE	23	30			15	56	40	56	139	43	24	9	18	24	40			
S	16	16			11	45	28	21	122	24	21	12	33	19	31			
SSW	9	18			32	43	52	40	96	35	24	9	18	15	33			
SW	18	27			44	109	124	103	164	79	72	34	39	22	70			
WSW	15	24			52	68	69	76	58	48	36	12	24	14	41			
W	58	36			91	72	81	68	30	30	33	15	44	33	49			
WNW	255	321	233	143	165	210	55	94	106	85	215	201	173					
NW	115	125	105	95	74	108	31	54	83	95	93	128	92					
NNW	82	51	87	52	44	44	17	62	74	172	78	93	72					
N	39	33	32	28	16	31	11	39	64	104	39	33	39					



Element		1	2	3	4	5	6	7	8	9	10	11	12		
Number of Days With Classified	Daily Max. Temp.	0.0	4	2										5	11
		0.1 ~ 10.0	21	24	8								9	23	85
		10.1 ~ 20.0	6	2	23	23	6	1				11	20	2	94
		20.1 ~ 30.0				7	25	21	18	15	29	20	1		136
		30.1						8	13	16	1				38
	Daily Mean Temp.	- 5.0													
		- 4.9 ~ 0.0	15	14	1									15	45
		0.1 ~ 10.0	16	14	30	5						1	23	15	104
		10.1 ~ 20.0				25	28	9		1	6	26	7		102
	Daily Min. Temp.	20.1					3	21	31	30	24	4			113
		- 15.0													
		- 14.9 ~ - 5.0	16	8										8	32
		- 4.9 ~ 0.0	7	18	12								12	18	67
	Daily Precip.	0.1 ~ 10.0	8	2	19	27	7					11	16	4	94
		10.1				3	24	30	31	31	30	20	2		171
		0.1mm	7	5	2	4	5	4	17	16	5	4	7	9	85
		10.0mm		1		1			8	7	2	1		1	21
	Hourly Max. Precip.	30.0mm				1			5	1	1				8
		80.0mm													
		100.0mm													
		1.0mm	3	4	2	3	4	3	16	14	3	3	5	5	65
Daily Max. Wind Speed	6.0mm				1	2		8	5	1			1	18	
	10.0mm							6	5	1				12	
	20.0mm							3		1				4	
	30.0mm														
Daily Max. Wind Speed	0.5 ~ 3.3%		1											1	
	3.4 ~ 7.9%	22	14	19	19	23	29	28	24	23	25	16	20	262	
	8.0 ~ 13.8%	9	13	12	11	8	1	3	7	7	6	14	10	101	
	13.9%														
10 - Day Summary	Mean Temp.	1st	49	- 4	31	107	166	191	248	280	223	187	115	20	
		2nd	- 17	9	66	121	164	215	255	249	215	156	52	- 22	
		3rd	- 20	19	71	132	186	234	267	240	203	142	41	15	
	Mean Max. Temp.	1st	92	32	80	164	232	239	280	334	277	230	167	57	
		2nd	22	63	128	174	217	275	292	288	265	200	96	14	
		3rd	28	69	125	194	246	297	303	284	257	197	91	53	
	Mean Min. Temp.	1st	10	- 34	- 15	63	109	148	228	241	183	151	68	- 14	
		2nd	- 54	- 38	9	81	113	165	230	221	173	111	9	- 57	
		3rd	- 62	- 30	21	79	135	194	244	205	154	94	- 2	- 19	
	Mean Wind Speed	1st	18	24	23	23	21	24	20	15	14	20	18	20	
		2nd	19	24	20	23	20	19	17	22	22	21	20	21	
		3rd	21	20	21	22	20	17	17	19	17	21	21	18	
Total Precip.	1st		5	40	320	10	105	1505	205	20	135	55	100		
	2nd	40	120		110	85		565	1230	140	45	5			
	3rd	65	110			165	55	940	515	460		140	200		

Element		1	2	3	4	5	6	7	8	9	10	11	12				
(0.1 )	Air Temp.	Mean	- 15	- 1	53	131	184	220	265	254	206	148	56	- 10	124		
		Mean Max.	37	56	122	201	256	287	309	301	267	210	115	37	183		
		Mean Min.	- 66	- 54	- 10	69	121	164	236	217	153	91	- 1	- 54	72		
		Highest	114	131	174	276	302	329	346	357	302	279	214	110	357		
		Date	8	28	19	16	30	23	20	5	26	8	7	23	08/05		
		Lowest	- 138	- 95	- 51	- 5	82	115	213	153	90	- 4	- 61	- 127	- 138		
		Date	24	2	8	2	6	11	1	31	29	31	19	14	01/24		
(0.1mm)	Precip.	00~24h Total	150	300	60	395	320	920	4950	2895	420	160	200	285	11055		
		Highest. 1	Daily	60	135	35	190	95	795	835	515	205	70	75	120	835	
			Date	20	22	1	5	9	26	6	6	27	1	24	24	07/06	
			Hourly	25	40	20	55	90	415	630	355	85	30	30	45	630	
(0.1%)	Wind	Date	20	19	2	5	13	26	6	28	27	11	25	24	07/06		
		Mean Speed	18	22	22	28	25	20	21	17	18	16	20	18	20		
		Highest Gust Speed	97	127	107	154	164	89	120	106	101	139	138	110	164		
		* Dir.	WNW	SW	WSW	SSW	SW	WSW	SW	W	ESE	NNE	SW	W	SW		
(0.1%)	Wind Directions Only	Date	22	19	9	14	13	9	3	6	15	16	25	18	05/13		
		Hourly Occurrence Maximum Speed	39	40	47	46	43	44	27	27	37	43	42	42	47		
		NNE	25	38	48	62	38	42	26	35	44	68	32	26	68		
		NE	25	22	34	55	39	35	32	47	58	64	26	25	64		
		ENE	32	13	13	62	13	45	35	37	66	34	16	18	66		
		E	20	13	18	37	57	24	32	44	65	38	20	15	65		
		ESE	20	10	16	32	24	25	33	47	29	33	16	16	47		
		SE	19	18	18	11	42	26	26	43	14	18	22	18	43		
		SSE	29	54	38	60	39	38	65	51	34	21	61	48	65		
		S	61	60	44	80	78	52	58	63	46	25	63	38	80		
		SSW	54	60	66	105	78	54	69	61	55	34	57	35	105		
		SW	30	62	68	66	63	61	51	31	31	31	55	52	68		
		WSW	48	55	56	59	58	51	37	31	44	29	52	50	59		
		W	44	59	54	59	58	49	31	34	47	61	59	57	61		
		WNW	52	54	47	50	48	45	23	33	38	46	46	46	54		
		NW	55	45	55	48	38	36	29	36	33	41	48	45	55		
		NNW	51	65	43	43	37	38	27	43	37	35	61	54	65		
		N	71	45	43	43	36	65	47	117	69	91	44	56	61		
		(0.1%)	Hourly Occurrence Percentage	CALM	74	58	60	60	36	49	47	86	85	134	63	70	69
				NNE	46	24	47	58	31	81	23	70	73	122	47	39	55
NE	19			6	24	28	22	28	24	60	56	54	22	30	31		
ENE	22			9	12	25	9	18	23	39	35	31	18	24	22		
E	12			15	11	8	12	18	22	40	22	31	13	12	18		
ESE	16			4	8	6	5	11	20	26	15	17	17	16	14		
SE	19			13	11	6	9	14	22	23	17	13	17	23	16		
SSE	63			83	63	51	56	68	87	74	63	34	65	121	69		
S	214			238	235	246	332	196	296	134	218	130	243	208	224		
SSW	74			61	82	189	138	103	222	87	87	47	83	36	101		
SW	20			40	69	61	87	53	52	47	45	28	40	35	48		
WSW	42			40	77	46	52	49	27	30	34	17	44	17	40		
W	53			94	85	57	71	74	15	36	43	36	79	44	57		
WNW	81			129	63	31	30	49	22	23	36	46	49	91	54		
NW	88	91	43	39	32	58	11	39	36	77	72	97	57				
NNW	86	49	67	47	39	68	42	69	66	90	83	79	66				

Element		1	2	3	4	5	6	7	8	9	10	11	12		
Number of Days With Classified	Daily Max. Temp.	0.0	8	2										6	16
		0.1 ~ 10.0	18	23	5								13	24	83
		10.1 ~ 20.0	5	3	26	14						12	16	1	77
		20.1 ~ 30.0				16	30	17	11	16	29	19	1		139
		30.1					1	13	20	15	1				50
	Daily Mean Temp.	-5.0	8											5	13
		-4.9 ~ 0.0	13	16	1								4	12	46
		0.1 ~ 10.0	10	12	30	2						2	20	14	90
		10.1 ~ 20.0				28	23	5		2	11	26	6		101
		20.1					8	25	31	29	19	3			115
	Daily Min. Temp.	-15.0	18	17	1								3	18	57
		-14.9 ~ -5.0	10	11	20	1						1	14	10	67
		-4.9 ~ 0.0	3		10	27	4				1	17	12	3	77
		0.1 ~ 10.0				2	27	30	31	31	29	13	1		164
		10.1													
	Daily Precip.	0.1mm	6	5	3	6	5	6	18	16	3	4	7	8	87
		10.0mm		2		2		1	12	8	2			1	28
		30.0mm						1	7	6					14
		80.0mm							1						1
		100.0mm													
Hourly Max. Precip.	1.0mm	4	4	2	5	5	6	17	12	3	3	6	7	74	
	6.0mm					2	1	13	8	1				25	
	10.0mm						1	9	5					15	
	20.0mm						1	5	4					10	
	30.0mm						1	3	3					7	
Daily Max. Wind Speed	0.5 ~ 3.3%	2								1				3	
	3.4 ~ 7.9%	23	20	23	13	21	27	24	26	24	27	17	24	269	
	8.0 ~ 13.8%	6	8	8	16	8	3	7	5	5	3	13	7	89	
	13.9%				1	2					1			4	
10 - Day Summary	Mean Temp. (0.1 )	1st	35	-15	26	116	173	201	257	278	216	185	104	7	
		2nd	-37	3	60	132	178	223	265	250	206	140	37	-40	
		3rd	-41	13	71	145	200	238	274	236	198	121	28	2	
	Mean Max. Temp. (0.1 )	1st	89	29	88	186	251	259	297	330	271	238	172	52	
		2nd	13	69	141	197	248	298	313	290	266	199	89	9	
		3rd	11	72	137	222	267	305	315	285	265	195	84	50	
	Mean Min. Temp. (0.1 )	1st	-16	-56	-27	61	109	145	232	238	166	138	42	-35	
		2nd	-84	-60	-15	78	115	155	232	222	153	83	-15	-90	
		3rd	-96	-43	12	68	138	191	243	194	140	56	-29	-38	
	Mean Wind Speed (0.1%)	1st	17	20	26	23	24	26	24	14	12	15	19	19	
		2nd	19	26	19	30	27	20	21	15	24	16	21	20	
		3rd	19	21	22	31	26	16	18	22	18	17	20	16	
Total Precip. (0.1mm)	1st		5	60	205	105	60	3625	615	25	90	45	115		
	2nd	75	160		190	90		670	1050	190	70	5	5		
	3rd	75	135			125	860	655	1230	205		150	165		

Element		1	2	3	4	5	6	7	8	9	10	11	12				
(0.1 )	Air Temp.	Mean	-23	-5	49	131	179	217	262	249	193	134	43	-22	117		
		Mean Max.	39	57	124	208	261	291	307	297	263	207	113	33	183		
		Mean Min.	-83	-66	-27	56	100	149	230	212	134	73	-25	-77	56		
		Highest	134	135	185	286	325	344	339	358	295	274	200	104	358		
		Date	8	16	19	30	29	23	25	5	26	9	7	23	08/05		
		Lowest	-163	-110	-76	-27	57	80	201	144	64	-37	-94	-159	-163		
		Date	24	2	8	3	8	4	27	30	29	31	19	12	01/24		
(0.1mm)	Precip.	00~24h Total	150	325	70	505	190	185	5565	2770	540	215	235	235	10985		
		Highest. 1	Daily	55	155	35	165	60	70	1005	800	260	85	125	130	1005	
			Date	29	22	2	5	24	6	16	21	11	1	26	24	07/16	
			Hourly	30	35	25	50	45	30	475	330	100	35	60	50	475	
	Date	27	20	2	17	9	25	16	21	27	11	26	24	07/16			
(0.1%)	Wind	Mean Speed	13	15	15	20	15	14	14	12	10	10	13	14	14		
		Highest Gust Speed	98	116	102	141	129	91	119	96	97	87	108	102	141		
		Dir.	S	WSW	WSW	SSW	SW	WSW	SE	SSW	E	NNW	SSW	N	SSW		
		Date	26	19	9	14	13	9	9	24	15	29	26	4	04/14		
(0.1%)	Wind Directions Only	Hourly Occurrence Maximum Speed	NNE	29	30	50	24	29	34	26	34	25	46	26	16	50	
			NE	22	18	29	52	25	29	23	30	36	43	19	7	52	
			ENE	28	12	22	46	22	20	32	31	43	34	15	12	46	
			E	16	10	25	45	9	33	28	32	61	25	24	9	61	
			ESE	34	21	37	31	53	30	32	39	49	40	16	11	53	
			SE	30	29	42	53	56	34	60	39	30	36	27	30	60	
			SSE	31	37	37	56	34	36	34	48	34	24	33	43	56	
			S	50	49	34	69	60	46	48	43	41	29	39	41	69	
			SSW	59	64	46	85	95	42	52	54	39	21	65	52	95	
			SW	31	38	54	85	66	49	34	32	43	17	51	33	85	
			WSW	34	37	57	49	35	42	36	29	24	15	29	17	57	
			W	6	14	32	32	38	25	17	16	16	11	20	14	38	
			WNW	28	15	31	34	36	21	19	17	22	19	19	30	36	
			NW	43	44	41	42	29	32	21	31	28	41	46	43	46	
			NNW	47	47	54	53	40	35	28	32	33	44	48	48	54	
		N	58	50	51	49	50	50	26	34	41	42	46	49	58		
		(0.1%)	Hourly Occurrence Percentage	CALM	353	289	300	217	298	250	251	301	432	454	340	312	317
				NNE	67	61	59	43	58	46	17	35	33	54	39	46	46
				NE	16	19	24	19	23	14	17	24	25	56	13	7	22
				ENE	9	3	17	11	5	19	11	30	33	31	13	1	15
				E	1	3	12	11	4	19	20	22	25	20	8	4	13
				ESE	22	9	24	17	16	21	15	40	31	23	10	1	19
				SE	20	21	28	47	27	54	43	84	28	20	10	17	33
				SSE	26	30	42	43	39	68	77	73	56	30	40	39	47
				S	52	46	40	85	74	78	145	54	45	31	74	62	66
				SSW	31	25	31	125	81	50	212	54	28	11	60	55	64
				SW	12	18	27	47	73	53	60	36	24	8	22	26	34
WSW	12			7	24	28	43	24	16	24	21	15	18	9	20		
W	3	4	8	11	13	14	9	23	3	1	3	1	8				
WNW	11	6	12	8	17	14	7	8	14	9	14	11	11				
NW	44	68	54	38	28	33	9	46	38	42	46	95	45				
NNW	177	238	151	125	90	108	36	65	72	77	161	177	122				
N	142	152	147	125	110	135	52	82	93	118	131	136	118				

Element		1	2	3	4	5	6	7	8	9	10	11	12		
Number of Days With Classified	Daily Max. Temp.	0.0	7	2										7	16
		0.1 ~ 10.0	20	22	4								14	23	83
		10.1 ~ 20.0	4	4	27	13						13	16	1	78
		20.1 ~ 30.0				17	29	19	11	16	30	18			140
		30.1					2	11	20	15					48
	Daily Mean Temp.	- 5.0	11	1										6	18
		- 4.9 ~ 0.0	10	16	1								6	16	49
		0.1 ~ 10.0	10	11	30	3						5	19	9	87
		10.1 ~ 20.0				27	27	7		2	18	25	5		111
		20.1					4	23	31	29	12	1			100
	Daily Min. Temp.	- 15.0	3											2	5
		- 14.9 ~ - 5.0	18	23	8								11	20	80
		- 4.9 ~ 0.0	10	4	18	3						2	10	9	56
		0.1 ~ 10.0		1	5	25	18	4			3	19	9		84
		10.1				2	13	26	31	31	27	10			140
	Daily Precip.	0.1mm	7	6	4	7	7	6	20	13	3	5	7	9	94
		10.0mm		1		3				11	7	2	1	1	26
		30.0mm							8	4					12
		80.0mm							3	1					4
		100.0mm							1						1
	Hourly Max. Precip.	1.0mm	3	5	2	5	5	6	19	11	3	3	4	7	73
6.0mm								11	6	1		1		19	
10.0mm								9	5	1				15	
20.0mm								6	3					9	
30.0mm								4	2					6	
Daily Max. Wind Speed	0.5 ~ 3.3%	2	1						1		2	2	1	9	
	3.4 ~ 7.9%	23	17	19	12	22	27	29	28	27	27	16	25	272	
	8.0 ~ 13.8%	6	10	12	17	9	3	2	2	3	2	12	5	83	
	13.9%				1									1	
10 - Day Summary	Mean Temp. (0.1 )	1st	27	- 18	23	118	171	197	257	272	205	177	88	- 4	
		2nd	- 46	- 3	55	132	169	218	261	246	193	126	25	- 56	
		3rd	- 49	8	68	142	194	238	269	231	182	102	16	- 8	
	Mean Max. Temp. (0.1 )	1st	93	30	91	194	255	261	300	325	268	233	170	48	
		2nd	12	70	145	201	252	303	308	285	261	195	89	8	
		3rd	14	75	136	230	276	308	313	283	260	193	81	43	
	Mean Min. Temp. (0.1 )	1st	- 30	- 66	- 47	50	93	129	226	231	154	129	18	- 54	
		2nd	- 100	- 76	- 34	66	92	134	228	220	129	63	- 44	- 121	
		3rd	- 114	- 56	- 2	51	113	186	236	188	120	30	- 49	- 57	
	Mean Wind Speed (0.1%)	1st	11	15	17	19	15	18	16	10	8	9	10	15	
		2nd	13	16	12	20	15	13	12	12	14	9	15	15	
		3rd	14	14	15	21	14	12	13	14	9	10	14	12	
Total Precip. (0.1mm)	1st		5	60	195	70	95	3290	210	30	150	40	60		
	2nd	45	165		310	45		1465	1045	260	65		15		
	3rd	105	155	10		75	90	810	1515	250		195	160		

Element		1	2	3	4	5	6	7	8	9	10	11	12					
(0.1 )	Air Temp.	Mean	-36	-13	44	124	176	213	253	240	184	132	37	-32	110			
		Mean Max.	31	55	120	201	252	283	297	287	253	205	106	23	176			
		Mean Min.	-105	-79	-37	43	97	147	221	201	126	71	-33	-88	47			
		Highest	131	134	189	280	300	333	334	356	288	271	197	95	356			
		Date	8	16	30	30	29	23	6	5	25	9	7	23	08/05			
		Lowest	-203	-128	-83	-19	37	83	183	127	53	-42	-103	-158	-203			
		Date	24	11	8	3	8	4	27	31	29	31	19	13	01/24			
(0.1mm)	Precip.	00~24h Total	145	305	200	680	195	495	4960	2330	565	170	320	220	10585			
		Highest. 1	Daily	65	135	65	135	95	160	895	350	285	60	115	125	895		
			Date	29	22	31	6	24	13	31	10	19	1	25	24	07/31		
			Hourly	15	35	45	90	85	155	670	180	280	20	65	45	670		
	Date	29	20	31	1	24	13	31	24	19	2	25	24	07/31				
(0.1%)	Wind	Mean Speed	18	21	20	23	21	18	12	14	12	12	17	19	17			
		Highest Gust Speed	131	116	132	140	135	119	116	92	140	104	131	155	155			
		Dir.	W	W	WSW	ESE	WSW	W	W	ESE	NW	ENE	WSW	W	W			
	Date	14	9	6	28	6	9	14	24	19	22	10	11	12/11				
(0.1%)	Wind Directions Only	Hourly Occurrence Maximum Speed	NNE	5	14	30	27	14	17	19	23	11	11	7	6	30		
			NE	51	33	25	53	18	35	33	38	38	40	12	11	53		
			ENE	48	30	33	60	24	45	40	44	52	54	24	24	60		
			E	26	21	26	77	77	48	30	30	50	28	24	22	77		
			ESE	24	22	28	77	86	73	24	51	57	41	25	25	86		
			SE	23	16	24	30	51	52	35	47	25	32	21	23	52		
			SSE	10	24	24	52	21	23	43	15	22	19	10	14	52		
			S	12	29	20	44	54	26	21	25	20	14	20	19	54		
			SSW	30	20	31	51	33	24	51	26	17	12	21	34	51		
			SW	54	41	48	64	61	40	47	40	38	34	51	55	64		
			WSW	61	75	71	72	79	60	44	42	45	59	81	104	104		
			W	64	75	75	79	88	63	40	41	33	76	89	109	109		
			WNW	41	49	51	57	38	44	33	28	24	29	69	45	69		
			NW	12	18	11	36	22	20	18	17	18	22	20	13	36		
			NNW	9	16	19	5	19	17	16	15	13	27	17	6	27		
			N	8	12	33	7	18	11	10	11	14	22	9	4	33		
			(0.1%)	Hourly Occurrence Percentage	CALM	240	238	181	141	130	107	229	188	276	273	253	224	207
					NNE	1	6	7	8	1	19	16	22	10	7	3	4	9
					NE	13	13	22	24	16	38	67	94	38	42	10	15	33
					ENE	40	19	47	68	38	101	104	192	122	98	32	51	77
					E	34	18	43	58	65	76	50	134	108	103	26	36	63
					ESE	43	22	31	42	72	99	34	79	122	74	19	22	55
					SE	12	9	16	14	16	13	11	12	11	15	13	5	12
					SSE	4	7	12	10	12	3	10	9	6	8	8	5	8
					S	7	9	5	11	18	10	15	5	8	8	6	1	9
					SSW	8	6	15	21	12	14	38	9	3	9	15	8	13
					SW	27	36	36	56	49	43	72	32	19	22	33	35	38
WSW	214	262			215	219	182	154	113	69	61	82	211	239	168			
W	291	287			290	240	280	186	104	62	100	164	276	281	213			
WNW	50	46			52	56	69	75	64	39	56	44	69	58	57			
NW	12	13	17	29	28	39	38	28	46	38	18	12	27					
NNW	3	6	4	1	7	15	23	19	10	8	6	3	9					
N	1	1	5	3	5	8	11	5	4	5	1		4					

Element		1	2	3	4	5	6	7	8	9	10	11	12			
Number of Days With Classified	Daily Max. Temp.	0.0	9	3										8	20	
		0.1 ~ 10.0	19	21	8								16	23	87	
		10.1 ~ 20.0	3	4	23	15	1	1				1	13	14		75
		20.1 ~ 30.0				15	30	17	15	18	29	18				142
		30.1						12	16	13						41
	Daily Mean Temp.	- 5.0	13	2											9	24
		- 4.9 ~ 0.0	9	16	2								8	15	50	
		0.1 ~ 10.0	9	10	29	3						6	17	7	81	
		10.1 ~ 20.0				27	27	11		4	26	25	5		125	
		20.1					4	19	31	27	4				85	
	Daily Min. Temp.	- 15.0	7												3	10
		- 14.9 ~ - 5.0	18	24	13								11	22	88	
		- 4.9 ~ 0.0	6	4	15	3						2	13	6	49	
		0.1 ~ 10.0			3	27	16	3			4	17	6		76	
		10.1					15	27	31	31	26	12			142	
	Daily Precip.	0.1mm	7	6	5	7	5	9	22	13	5	5	7	8	99	
		10.0mm		1		5		2	15	9	3		2	1	38	
		30.0mm							4	2					6	
		80.0mm							1						1	
		100.0mm														
	Hourly Max. Precip.	1.0mm	3	4	5	6	5	9	20	13	3	3	5	4	80	
6.0mm					1	1	2	15	9	1		2		31		
10.0mm							2	11	6	1				20		
20.0mm								4		1				5		
30.0mm								2						2		
Daily Max. Wind Speed	0.5 ~ 3.3%	3	1					3	4	4	3	3	5	26		
	3.4 ~ 7.9%	18	15	20	10	17	23	22	25	23	24	15	8	220		
	8.0 ~ 13.8%	10	12	11	19	14	7	5	2	2	4	12	17	115		
	13.9%				1						1		1	3		
10 - Day Summary	Mean Temp. (0.1 )	1st	16	- 27	17	112	167	190	251	262	196	175	84	- 17		
		2nd	- 61	- 12	51	123	168	213	254	238	186	126	16	- 64		
		3rd	- 62	4	61	136	191	237	254	221	172	97	10	- 17		
	Mean Max. Temp. (0.1 )	1st	84	31	87	186	247	253	294	313	260	232	165	36		
		2nd	5	64	148	194	241	293	306	277	253	195	78	- 3		
		3rd	7	73	124	224	267	304	292	273	247	190	75	36		
	Mean Min. Temp. (0.1 )	1st	- 43	- 79	- 57	42	85	125	219	223	142	130	11	- 68		
		2nd	- 131	- 94	- 50	50	95	133	221	208	126	70	- 53	- 131		
		3rd	- 137	- 61	- 7	36	111	183	223	175	110	20	- 57	- 66		
	Mean Wind Speed (0.1%)	1st	17	22	27	21	22	21	13	11	9	11	14	18		
		2nd	17	21	16	24	22	17	12	15	16	13	20	21		
		3rd	19	20	17	25	19	15	11	15	10	13	17	18		
Total Precip. (0.1mm)	1st		5	45	350	55	90	2040	585	15	120	50	60			
	2nd	35	160		330	45	170	1285	810	400	50		10			
	3rd	110	140	155		95	235	1635	935	150		270	150			

Element		1	2	3	4	5	6	7	8	9	10	11	12					
(0.1 )	Air Temp.	Mean	- 6	3	53	116	169	212	261	261	225	163	61	- 13	125			
	Mean Max.	33	40	97	162	216	254	293	294	263	205	103	23	165				
	Mean Min.	- 40	- 31	20	83	133	182	239	234	188	121	23	- 48	92				
	Highest	114	110	157	224	267	299	332	350	289	270	193	90	350				
	Date	6	28	19	30	30	26	20	5	26	2	7	10	08/05				
	Lowest	- 97	- 69	- 25	41	96	147	214	177	136	36	- 54	- 106	- 106				
	Date	23	10	8	2	1	6	1	30	29	30	19	12	12/12				
(0.1mm)	Precip.	00~24h Total	115	115	55	520	245	220	4530	2100	285	340	320	285	9130			
		Highest. 1 Daily	45	60	50	405	80	95	870	695	155	200	225	175	870			
	Date	29	22	1	5	13	6	16	15	11	11	25	24	07/16				
	Hourly	25	15	15	70	80	30	410	235	110	55	165	50	410				
Date	27	22	1	5	13	7	4	28	19	11	25	24	07/04					
(0.1%)	Wind	Mean Speed	31	33	27	28	27	28	23	27	27	28	33	33	29			
		Highest Gust Speed	163	125	113	135	156	110	127	151	170	143	151	139	170			
		* Dir.	SW	WNW	NW	SSW	S	SSW	SSW	SW	NW	NW	NW	NW	NW			
Date	27	20	6	14	13	9	3	24	19	29	10	10	09/19					
(0.1%)	Wind Directions Only	Hourly Occurrence Maximum Speed	NNE	41	37	29	56	22	14	23	67	41	48	51	41	67		
			NE	34	23	26	29	18	28	23	30	43	72	33	24	72		
			ENE	43	38	35	43	28	46	50	48	55	79	36	30	79		
			E	45	26	23	41	25	49	28	47	44	39	27	35	49		
			ESE	37	30	35	50	36	42	46	60	42	46	38	48	60		
			SE	41	58	37	56	65	49	56	57	44	44	50	49	65		
			SSE	71	75	46	63	76	55	51	61	49	32	75	68	76		
			S	78	74	39	63	120	47	70	86	49	56	82	66	120		
			SSW	97	53	58	96	86	60	97	97	69	46	94	34	97		
			SW	22	54	47	59	66	52	59	97	80	37	86	32	97		
			WSW	70	53	70	66	86	71	54	63	59	47	62	79	86		
			W	78	59	60	71	73	58	50	50	76	50	90	79	90		
			WNW	92	68	55	61	67	51	43	29	50	49	57	42	92		
			NW	90	92	81	79	64	43	37	48	70	98	85	92	98		
			NNW	83	72	59	77	72	37	36	58	65	78	97	76	97		
			N	53	62	55	42	59	40	32	62	46	68	76	54	76		
			(0.1%)	Hourly Occurrence Percentage	CALM	19	18	28	31	39	21	47	36	14	9	10	22	25
					NNE	48	22	7	13	3	1	8	22	25	70	78	56	29
					NE	27	9	8	10	4	3	5	22	35	51	21	16	18
					ENE	48	16	23	11	8	26	16	109	106	97	32	26	43
E	52	30			13	21	7	31	15	94	72	81	44	50	43			
ESE	50	51			42	65	26	15	52	87	43	46	57	65	50			
SE	63	68			66	75	91	58	117	112	99	48	97	130	86			
SSE	20	37			35	53	59	47	78	46	39	15	46	78	46			
S	9	24			28	49	54	35	105	22	22	13	43	28	36			
SSW	11	21			28	81	87	60	95	48	43	12	29	8	44			
SW	8	39			56	94	93	92	130	44	47	22	31	13	56			
WSW	31	52			152	215	276	263	173	105	110	36	28	13	121			
W	30	68			153	113	109	117	40	60	43	20	28	12	66			
WNW	94	109	98	39	34	111	17	26	46	32	82	26	59					
NW	234	260	172	67	58	74	38	63	82	141	143	179	125					
NNW	165	121	73	49	46	36	44	59	86	128	124	194	94					
N	90	55	17	17	8	11	17	46	89	178	108	85	60					



Element		1	2	3	4	5	6	7	8	9	10	11	12			
Number of Days With Classified	Daily Max. Temp.	0.0	8	2										10	20	
		0.1 ~ 10.0	21	25	17								15	21	99	
		10.1 ~ 20.0	2	1	14	28	8					11	15		79	
		20.1 ~ 30.0				2	23	30	17	17	30	20				139
		30.1							14	14						28
	Daily Mean Temp.	-5.0	4	1											6	11
		-4.9 ~ 0.0	16	12	1								3	13	45	
		0.1 ~ 10.0	11	15	30	5						1	20	12	94	
		10.1 ~ 20.0				25	30	10			1	25	7		98	
		20.1					1	20	31	31	29	5			117	
	Daily Min. Temp.	-15.0												1	16	38
		-14.9 ~ -5.0	16	5										12	12	62
		-4.9 ~ 0.0	8	22	8									15	3	86
		0.1 ~ 10.0	7	1	23	26	1					10	15	2		179
		10.1				4	30	30	31	31	30	21	2			179
	Daily Precip.	0.1mm	5	4	2	5	5	4	18	11	3	4	6	6	73	
		10.0mm				1			10	5	2	1	1	1	21	
		30.0mm				1			6	2					9	
		80.0mm							2						2	
		100.0mm														
Hourly Max. Precip.	1.0mm	3	4	1	4	4	4	16	11	2	3	6	4	62		
	6.0mm				1	2		9	5	1		1		19		
	10.0mm							7	5	1		1		14		
	20.0mm							4	2					6		
	30.0mm							2						2		
Daily Max. Wind Speed	0.5 ~ 3.3%	2	1											3		
	3.4 ~ 7.9%	15	14	20	15	22	23	21	24	23	25	14	16	232		
	8.0 ~ 13.8%	13	13	11	15	8	7	10	6	6	5	15	14	123		
	13.9%	1				1			1	1	1	1	1	7		
10 - Day Summary	Mean Temp. (0.1 )	1st	41	-10	29	100	156	194	251	285	234	195	117	4		
		2nd	-23	5	58	118	164	210	260	256	226	155	40	-45		
		3rd	-33	15	70	131	186	231	270	244	215	140	27	-1		
	Mean Max. Temp. (0.1 )	1st	81	18	70	144	210	231	283	320	268	235	159	46		
		2nd	11	51	114	161	203	256	296	285	266	198	78	-7		
		3rd	10	55	107	179	234	275	300	279	256	185	72	31		
	Mean Min. Temp. (0.1 )	1st	6	-35	-3	68	117	165	228	257	202	161	78	-34		
		2nd	-53	-36	21	89	132	179	237	234	184	113	2	-81		
		3rd	-69	-21	40	93	150	204	250	212	179	91	-12	-32		
	Mean Wind Speed (0.1%)	1st	27	34	34	25	24	35	28	21	21	28	32	35		
		2nd	33	36	23	30	29	27	19	28	33	27	34	36		
		3rd	33	28	26	30	26	23	22	31	29	29	33	27		
Total Precip. (0.1mm)	1st	5	10	55	410	90	180	2285	35	20	140	35	85			
	2nd	30	45		110	85	20	1355	1340	265	200	20				
	3rd	80	60			70	20	890	725			265	200			

Element		1	2	3	4	5	6	7	8	9	10	11	12					
(0.1 )	Air Temp.	Mean	-27	-8	43	122	174	215	266	252	196	135	42	-22	116			
		Mean Max.	41	60	127	207	260	291	314	308	269	212	118	36	187			
		Mean Min.	-89	-68	-32	46	94	146	233	213	137	71	-24	-72	55			
		Highest	126	135	191	285	314	340	357	375	300	274	203	96	375			
		Date	8	28	19	16	29	23	21	5	1	8	7	23	08/05			
		Lowest	-169	-115	-67	-29	50	80	206	147	60	-37	-85	-147	-169			
		Date	24	2	8	2	8	4	1	30	30	31	19	14	01/24			
(0.1mm)	Precip.	00~24h Total	165	440	110	555	210	310	3895	3215	680	350	255	325	10510			
		Highest.	1 Daily	60	165	45	215	110	170	835	1015	350	170	115	160	1015		
			Date	29	19	2	5	9	26	6	28	11	1	26	24	08/28		
			Hourly	25	70	30	55	45	145	690	800	115	50	90	55	800		
	Date	27	19	2	5	9	26	6	28	27	11	26	24	08/28				
(0.1%)	Wind	Mean Speed	14	18	16	19	17	16	14	14	13	13	14	15	15			
		Highest Gust Speed	118	115	107	139	123	99	95	98	117	124	115	110	139			
		Dir.	N	N	WNW	SSW	SSW	WNW	SW	NNW	ESE	NW	NNW	NNW	SSW			
		Date	20	20	9	14	13	21	3	28	15	29	10	11	04/14			
(0.1%)	Wind Directions Only	Hourly Occurrence Maximum Speed	NNE	38	50	50	46	27	41	30	29	33	43	40	50			
			NE	28	31	33	17	24	49	15	40	46	48	39	28	49		
			ENE	11	23	33	18	14	37	17	44	39	44	30	9	44		
			E	20	14	22	53	19	28	28	27	64	58	21	11	64		
			ESE	37	15	24	53	63	21	22	41	57	51	21	14	63		
			SE	38	24	26	42	54	36	36	49	61	43	26	10	61		
			SSE	34	24	32	44	54	45	53	45	36	39	61	28	61		
			S	39	62	39	70	62	36	51	40	38	36	53	47	70		
			SSW	33	52	41	85	73	39	40	40	36	28	55	33	85		
			SW	41	40	50	79	42	45	36	36	33	27	33	26	79		
			WSW	19	26	48	36	51	39	38	45	36	9	42	46	51		
			W	15	44	66	49	47	55	23	28	35	16	30	21	66		
			WNW	37	45	56	52	50	43	40	26	33	30	44	44	56		
			NW	38	45	54	46	52	47	31	31	36	30	39	38	54		
			NNW	63	57	57	49	54	42	26	40	44	57	63	64	64		
			N	70	61	59	61	49	41	31	31	36	58	56	57	70		
			(0.1%)	Hourly Occurrence Percentage	CALM	333	241	276	142	105	94	131	153	215	274	318	277	213
					NNE	49	46	59	61	22	26	18	48	40	66	43	65	45
					NE	15	16	15	14	9	21	11	28	32	50	21	11	20
					ENE	11	12	9	13	8	13	9	30	21	23	13	7	14
					E	11	9	17	13	9	7	8	16	31	24	14	12	14
					ESE	15	9	16	32	19	17	14	24	28	35	11	11	19
					SE	19	7	16	24	35	39	32	42	22	30	22	11	25
					SSE	42	30	31	53	48	88	57	62	49	47	38	28	48
					S	42	49	48	76	59	51	139	86	79	51	65	62	68
					SSW	38	22	30	79	65	40	130	89	38	28	54	40	55
					SW	16	18	13	49	20	21	81	52	28	19	25	13	30
WSW	15	12			16	40	36	24	66	31	15	8	15	17	25			
W	20	27			35	56	55	46	47	39	42	19	15	22	35			
WNW	63	80			105	101	223	190	119	110	128	75	51	78	111			
NW	71	100	99	93	134	147	68	73	86	65	64	54	88					
NNW	119	152	120	85	83	92	35	67	79	106	107	147	99					
N	123	170	94	71	69	85	34	50	68	81	124	145	92					

Element		1	2	3	4	5	6	7	8	9	10	11	12		
Number of Days With Classified	Daily Max. Temp.	0.0	7	2										5	14
		0.1 ~ 10.0	20	22	6								11	25	84
		10.1 ~ 20.0	4	4	25	10	1	1				12	18		75
		20.1 ~ 30.0				20	28	16	11	12	30	19	1		137
		30.1					2	13	20	19					54
	Daily Mean Temp.	- 5.0	11	1										5	17
		- 4.9 ~ 0.0	10	17	2								6	17	52
		0.1 ~ 10.0	10	10	29	4						6	20	9	88
		10.1 ~ 20.0				26	28	9		2	15	25	4		109
		20.1					3	21	31	29	15				99
	Daily Min. Temp.	- 15.0	4												4
		- 14.9 ~ - 5.0	18	23	10								7	20	78
		- 4.9 ~ 0.0	9	5	17	4						2	17	10	64
		0.1 ~ 10.0			4	26	18	4			3	19	6		80
		10.1					13	26	31	31	27	10			138
	Daily Precip.	0.1mm	8	6	5	6	5	4	17	17	5	5	8	9	95
		10.0mm		2		3	1	1	10	8	2	1	1	1	30
		30.0mm							4	4	1				9
		80.0mm							1	1					2
		100.0mm								1					1
	Hourly Max. Precip.	1.0mm	4	5	4	4	4	4	16	13	5	3	6	6	74
6.0mm			1					1	10	8	2	1		23	
10.0mm								1	6	4	1			12	
20.0mm								2	2					4	
30.0mm								2	2					4	
Daily Max. Wind Speed	0.5 ~ 3.3%	1	1					1					2	5	
	3.4 ~ 7.9%	23	12	18	13	19	25	25	26	28	28	15	17	249	
	8.0 ~ 13.8%	7	15	13	16	12	5	5	5	2	3	15	12	110	
	13.9%				1									1	
10 - Day Summary	Mean Temp. (0.1 )	1st	22	- 20	16	113	167	192	256	276	206	177	86	- 4	
		2nd	- 50	- 7	49	123	165	216	266	249	198	128	22	- 50	
		3rd	- 52	4	63	131	189	238	275	234	183	102	18	- 13	
	Mean Max. Temp. (0.1 )	1st	94	36	92	194	254	260	299	337	273	237	175	51	
		2nd	14	70	149	199	251	301	317	296	269	200	93	14	
		3rd	16	76	138	227	275	311	324	293	264	200	88	45	
	Mean Min. Temp. (0.1 )	1st	- 34	- 68	- 50	46	89	121	229	234	157	128	13	- 50	
		2nd	- 109	- 76	- 40	55	85	132	231	221	135	64	- 44	- 109	
		3rd	- 121	- 57	- 9	37	106	184	239	188	121	27	- 40	- 57	
	Mean Wind Speed (0.1%)	1st	12	18	18	18	17	19	16	12	10	12	11	15	
		2nd	16	19	14	20	17	16	14	15	18	13	15	17	
		3rd	14	17	15	20	17	15	12	14	11	13	15	13	
Total Precip. (0.1mm)	1st		10	95	260	125	115	2885	495	70	265	55	120		
	2nd	40	270		295	30		535	1195	350	85		10		
	3rd	125	160	15		55	195	475	1525	260		200	195		

		Element	1	2	3	4	5	6	7	8	9	10	11	12			
(0.1 )	Air Temp.	Mean	-21	-3	51	132	178	216	262	247	193	138	46	-19	118		
		Mean Max.	43	64	131	210	262	293	309	299	266	212	118	38	187		
		Mean Min.	-79	-65	-23	57	96	149	230	209	136	79	-20	-69	58		
		Highest	131	136	189	289	323	341	344	359	296	278	202	101	359		
		Date	8	28	19	16	29	23	21	5	26	9	7	23	08/05		
		Lowest	-158	-111	-67	-22	0	81	208	134	65	-30	-84	-137	-158		
		Date	24	2	8	2	9	4	27	31	30	31	19	14	01/24		
(0.1mm)	Precip.	00~24h Total	185	405	60	625	165	260	4500	3535	590	350	170	330	11175		
		Highest. 1	80	165	25	285	70	115	870	710	330	200	80	165	870		
		Daily	20	22	2	5	24	6	6	21	11	1	26	24	07/06		
		Date	20	22	2	5	24	6	6	21	11	1	26	24	07/06		
		Hourly	30	55	20	60	40	30	815	520	80	55	55	60	815		
(0.1mm)		Date	27	19	2	5	24	6	6	28	27	1	26	24	07/06		
(0.1%)	Wind	Mean Speed	12	15	15	17	14	13	10	9	10	10	12	13	13		
		Highest Gust Speed	113	109	102	116	103	81	102	109	86	109	104	101	116		
		Dir.	W	NNW	N	WSW	W	NW	NE	WSW	E	NW	WNW	NW	WSW		
(0.1%)		Date	20	10	8	14	14	9	6	11	15	29	10	4	04/14		
Wind Directions Only	Hourly Occurrence Maximum Speed	NNE	29	40	39	36	24	35	17	32	33	38	37	34	40		
		NE	14	17	44	33	31	25	17	25	36	27	44	30	44		
		ENE	28	35	41	37	42	34	27	26	43	48	24	24	48		
		E	23	38	40	48	28	34	25	27	41	25	27	24	48		
		ESE	20	22	28	28	26	23	18	16	16	16	25	16	28		
		SE	17	15	24	21	23	23	19	15	18	16	20	20	24		
		SSE	20	26	25	18	27	24	22	51	19	14	17	29	51		
		S	27	19	24	33	45	25	24	20	11	27	26	32	45		
		SSW	41	27	28	33	34	24	33	23	26	11	24	25	41		
		SW	25	27	34	47	44	36	34	26	31	18	39	37	47		
		WSW	28	44	51	53	43	46	37	36	29	30	32	43	53		
		W	32	36	45	52	46	39	36	24	30	21	34	28	52		
		WNW	56	53	49	66	45	35	30	31	30	36	64	56	66		
		NW	49	56	48	62	50	36	22	35	40	52	51	50	62		
		NNW	49	55	54	44	39	31	12	27	43	45	49	52	55		
		N	42	56	53	40	48	30	39	32	32	42	51	48	56		
		(0.1%)	Hourly Occurrence Percentage	CALM	305	263	251	190	213	185	253	266	286	312	301	315	262
				NNE	20	13	20	19	12	25	13	23	35	35	22	12	21
				NE	8	16	28	17	28	42	19	28	39	42	15	17	25
				ENE	50	36	47	32	51	81	67	97	61	81	32	13	54
E	43			54	70	79	46	61	36	43	60	52	47	55	54		
ESE	22			37	34	28	15	21	34	23	19	22	39	30	27		
SE	27			15	27	15	13	14	30	16	11	11	13	24	18		
SSE	17			15	22	17	26	21	46	26	19	15	17	22	22		
S	23			16	24	32	36	21	59	35	15	23	35	20	28		
SSW	28			24	23	44	50	35	105	17	44	20	40	32	39		
SW	47			34	43	90	102	76	99	58	53	47	69	40	63		
WSW	173			141	147	183	153	160	128	185	189	196	118	124	158		
W	35			60	56	75	87	93	60	54	68	36	39	31	58		
WNW	60			88	70	71	67	51	20	32	31	15	56	82	53		
NW	54			94	75	53	50	57	8	34	19	22	69	78	51		
NNW	51			57	47	31	31	31	7	26	18	36	49	69	37		
N	36			37	16	24	19	28	16	38	32	36	39	35	30		

Element		1	2	3	4	5	6	7	8	9	10	11	12		
Number of Days With Classified	Daily Max. Temp.	0.0	5	2										5	12
		0.1 ~ 10.0	22	21	4								12	25	84
		10.1 ~ 20.0	4	5	27	12	1	1				12	17	1	80
		20.1 ~ 30.0				18	29	16	11	15	30	19	1		139
		30.1					1	13	20	16					50
	Daily Mean Temp.	- 5.0	10											6	16
		- 4.9 ~ 0.0	11	17	1								6	15	50
		0.1 ~ 10.0	10	11	30	4						4	19	10	88
		10.1 ~ 20.0				26	27	8		1	17	26	5		110
		20.1					4	22	31	30	13	1			101
	Daily Min. Temp.	- 15.0	2												2
		- 14.9 ~ - 5.0	19	23	4								8	20	74
		- 4.9 ~ 0.0	8	4	22	2	1					2	16	10	65
		0.1 ~ 10.0	2	1	5	26	16	3			3	18	6	1	81
		10.1				2	14	27	31	31	27	11			143
	Daily Precip.	0.1mm	6	7	5	6	4	6	17	18	4	5	5	8	91
		10.0mm		2		3		1	10	9	2	2		1	30
		30.0mm							6	5	1				12
		80.0mm							2						2
		100.0mm													
Hourly Max. Precip.	1.0mm	4	4	2	5	3	5	17	11	4	3	4	7	69	
	6.0mm				1			13	8	2			1	25	
	10.0mm							9	5					14	
	20.0mm							3	5					8	
	30.0mm							2	2					4	
Daily Max. Wind Speed	0.5 ~ 3.3%	3	1						3	3	2	1	3	16	
	3.4 ~ 7.9%	22	14	20	17	23	29	29	26	26	27	17	16	266	
	8.0 ~ 13.8%	6	13	11	13	8	1	2	2	1	2	12	12	83	
	13.9%														
10 - Day Summary	Mean Temp.	1st	30	- 16	24	121	171	196	255	272	204	177	91	- 2	
		2nd	- 45	- 2	58	132	168	216	261	241	193	131	27	- 47	
		3rd	- 46	11	71	142	193	237	270	230	182	108	21	- 9	
	Mean Max. Temp.	1st	94	40	97	200	255	265	298	328	269	237	175	53	
		2nd	17	76	155	202	254	306	312	286	264	200	93	14	
		3rd	21	81	141	229	277	310	316	284	263	200	85	45	
	Mean Min. Temp.	1st	- 26	- 63	- 44	49	82	132	228	231	154	129	18	- 50	
		2nd	- 102	- 76	- 31	66	92	134	227	216	134	69	- 38	- 107	
		3rd	- 108	- 53	2	55	113	182	236	184	120	41	- 39	- 52	
	Mean Wind Speed	1st	11	15	18	15	13	15	10	9	7	8	11	13	
		2nd	12	15	13	19	15	13	10	8	13	11	14	14	
		3rd	12	14	14	18	14	11	9	11	9	11	13	11	
Total Precip.	1st		5	45	335	65	165	3220	250	55	310	35	110		
	2nd	85	235		290	30		625	1495	330	40		35		
	3rd	100	165	15		70	95	655	1790	205		135	185		

		Element	1	2	3	4	5	6	7	8	9	10	11	12				
(0.1 )	Air Temp.	Mean	- 9	5	55	133	187	222	265	256	211	154	61	- 5	128			
		Mean Max.	40	57	120	201	258	288	308	299	269	210	115	38	184			
		Mean Min.	- 56	- 43	- 3	75	127	169	238	223	159	101	6	- 45	79			
		Highest	122	145	165	284	318	335	345	359	295	282	213	125	359			
		Date	2	28	19	30	30	16	20	5	8	9	7	23	08/05			
		Lowest	- 125	- 90	- 47	4	98	120	216	153	89	- 2	- 51	- 118	- 125			
		Date	24	2	8	2	7	4	1	31	29	31	19	14	01/24			
(0.1mm)	Precip.	00~24h Total	130	210	55	380	240	370	4485	2490	400	190	310	210	9470			
		Highest. 1	Daily	45	100	25	205	75	265	910	615	215	90	110	95	910		
			Date	29	22	2	5	9	27	16	24	27	11	25	24	07/16		
			Hourly	20	30	10	50	55	265	325	575	110	50	70	40	575		
		Date	20	19	31	5	24	27	31	24	27	11	25	24	08/24			
(0.1%)	Wind	Mean Speed	21	25	22	28	25	23	21	22	20	20	24	24	23			
		Highest Gust Speed	128	131	132	176	144	141	157	126	104	126	133	142	176			
		Dir.	NW	WNW	NNW	SW	SW	S	E	W	ENE	NE	W	NW	SW			
		Date	14	9	6	14	13	7	15	24	15	22	25	11	04/14			
(0.1%)	Wind Directions Only	Hourly Occurrence Maximum Speed	NNE	49	41	46	48	36	47	36	40	51	51	38	40	51		
			NE	32	20	41	61	13	18	30	45	52	72	37	40	72		
			ENE	31	20	30	64	26	26	44	29	42	36	25	26	64		
			E	44	46	16	40	22	45	29	41	43	38	22	13	46		
			ESE	67	49	21	62	69	51	53	66	55	56	39	17	69		
			SE	49	34	33	52	66	47	50	66	42	52	39	36	66		
			SSE	29	36	28	41	30	44	29	38	37	38	37	37	44		
			S	60	45	40	43	33	42	41	38	37	22	40	30	60		
			SSW	66	79	38	89	72	68	70	63	59	37	77	37	89		
			SW	42	55	57	108	84	57	66	60	53	31	55	39	108		
			WSW	32	39	68	59	61	37	50	20	31	16	44	53	68		
			W	51	65	42	55	54	46	35	29	46	24	51	43	65		
			WNW	57	57	52	52	57	44	32	44	43	66	55	54	66		
			NW	65	70	65	60	52	46	32	48	45	63	63	63	70		
			NNW	71	69	69	65	56	54	35	59	51	62	80	67	80		
			N	71	62	61	58	74	62	43	49	42	45	72	61	74		
			(0.1%)	Hourly Occurrence Percentage	CALM	114	61	61	43	34	38	44	69	43	89	67	83	62
					NNE	54	15	22	49	40	29	29	39	54	94	50	51	44
					NE	26	12	16	18	7	11	12	46	58	91	24	26	29
					ENE	12	4	5	14	7	6	14	15	36	43	4	11	14
					E	13	6	7	10	7	17	14	46	31	22	4	7	15
					ESE	23	9	15	38	27	49	67	125	56	56	17	19	42
					SE	32	31	27	25	24	56	81	128	81	54	51	75	56
					SSE	46	54	54	51	55	54	64	71	99	46	104	99	66
					S	83	112	96	97	112	65	133	75	111	55	99	82	93
					SSW	132	134	112	143	203	132	212	86	103	85	111	86	128
					SW	30	57	59	147	94	86	171	56	53	17	56	34	71
WSW	24	31			66	60	65	71	29	15	28	12	25	28	38			
W	46	42			72	39	58	67	15	22	35	15	39	17	39			
WNW	83	68			46	32	55	39	15	24	36	20	47	40	42			
NW	121	179			105	69	50	65	18	35	47	87	92	144	84			
NNW	81	119	119	71	73	92	36	67	69	116	111	95	87					
N	81	67	119	94	91	125	49	82	61	98	100	102	89					

Element		1	2	3	4	5	6	7	8	9	10	11	12			
Number of Days With Classified	Daily Max. Temp.	0.0	8	2										5	15	
		0.1 ~ 10.0	18	22	6								14	24	84	
		10.1 ~ 20.0	5	4	25	16						11	15	2	78	
		20.1 ~ 30.0				14	28	18	12	16	30	20	1		139	
		30.1					3	12	18	15					48	
	Daily Mean Temp.	- 5.0	6											5	11	
		- 4.9 ~ 0.0	14	15	1								2	12	44	
		0.1 ~ 10.0	11	13	30	3						2	22	14	95	
		10.1 ~ 20.0				27	22	4		1	6	25	6		91	
		20.1					9	26	30	30	24	4			123	
	Daily Min. Temp.	- 15.0												1	13	44
		- 14.9 ~ - 5.0	18	12										15	74	
		- 4.9 ~ 0.0	9	16	20							1	15	13	81	
		0.1 ~ 10.0	4		11	26	3				2	16	14	5	165	
		10.1				4	28	30	30	31	28	14				
	Daily Precip.	0.1mm	6	5	3	5	5	6	17	13	4	4	6	7	81	
		10.0mm		1		2		1	9	8	2		1		24	
		30.0mm							6	3					9	
		80.0mm							1						1	
		100.0mm														
	Hourly Max. Precip.	1.0mm	6	4	3	5	5	4	17	13	4	3	6	5	75	
6.0mm							1	10	7	1		1		20		
10.0mm							1	6	4	1				12		
20.0mm							1	5	2					8		
30.0mm								3	1					4		
Daily Max. Wind Speed	0.5 ~ 3.3%															
	3.4 ~ 7.9%	17	15	14	8	14	15	20	20	22	22	15	14	196		
	8.0 ~ 13.8%	14	13	17	21	16	14	9	11	8	9	15	16	163		
	13.9%				1	1	1	1					1	5		
10 - Day Summary	Mean Temp. (0.1 )	1st	41	- 9	30	116	177	204	258	280	221	190	110	12		
		2nd	- 29	8	60	134	182	223	264	252	210	147	42	- 36		
		3rd	- 36	18	71	148	201	238	273	237	202	128	32	7		
	Mean Max. Temp. (0.1 )	1st	94	27	90	177	253	261	300	327	273	239	172	55		
		2nd	15	72	134	196	248	298	312	286	266	200	89	11		
		3rd	13	75	135	229	270	304	311	286	267	194	84	49		
	Mean Min. Temp. (0.1 )	1st	- 5	- 46	- 19	67	117	150	233	245	175	150	48	- 27		
		2nd	- 74	- 48	- 8	81	123	162	234	226	159	90	- 11	- 84		
		3rd	- 86	- 33	16	76	141	196	248	200	143	67	- 18	- 27		
	Mean Wind Speed (0.1%)	1st	19	24	27	26	24	28	23	18	15	20	21	25		
		2nd	22	27	19	29	25	23	19	25	26	19	25	26		
		3rd	22	22	21	29	25	19	22	23	19	20	25	20		
Total Precip. (0.1mm)	1st		10	45	210	105	50	2355	220	15	95	50	70			
	2nd	50	100		170	35		1215	1070	150	95	65				
	3rd	80	100	10		100	320	915	1200	235		195	140			

Element		1	2	3	4	5	6	7	8	9	10	11	12				
Air Temp.	Mean	- 11	3	50	124	177	217	267	258	203	148	52	- 8	123			
	Mean Max.	56	74	135	207	254	285	313	317	277	222	133	55	194			
	Mean Min.	- 70	- 61	- 27	51	107	159	235	214	144	86	- 16	- 61	63			
	Highest	134	146	202	299	295	334	350	380	306	285	219	132	380			
	Date	8	16	30	16	30	23	25	5	25	9	7	3	08/05			
	Lowest	- 140	- 91	- 65	- 23	74	91	217	129	68	- 22	- 75	- 126	- 140			
	Date	24	2	8	2	7	4	13	31	30	31	19	14	01/24			
Precip.	00~24h Total		175	275	95	775	530	600	2090	1900	895	370	280	380	8365		
	Highest.	1 Daily	60	160	40	245	225	245	605	575	510	260	125	220	605		
		Date	29	22	2	5	9	26	8	14	11	1	26	24	07/08		
		Hourly	35	35	30	70	130	100	235	160	145	50	100	70	235		
(0.1mm)	Date	20	22	2	17	31	26	8	14	11	1	26	24	07/08			
Wind	Mean Speed	13	17	16	19	17	15	15	12	12	12	12	12	14			
	Highest Gust Speed	128	121	111	134	130	94	121	111	79	101	119	104	134			
	Dir.	WNW	WNW	WNW	SSW	SSW	SSE	SSW	SSW	SSW	NW	WNW	WNW	SSW			
(0.1%)	Date	20	9	6	14	13	6	17	24	19	29	10	24	04/14			
Wind Directions Only	Hourly Occurrence Maximum Speed	NNE	28	28	24	30	18	19	19	25	33	35	22	31	35		
		NE	19	22	25	29	21	19	15	21	28	24	21	19	29		
		ENE	22	18	25	43	27	35	23	29	42	25	22	20	43		
		E	24	19	25	32	17	19	16	18	23	20	23	18	32		
		ESE	22	25	25	23	27	18	14	24	17	9	20	24	27		
		SE	32	40	49	42	34	29	37	27	21	18	21	21	49		
		SSE	37	43	50	44	40	51	58	47	32	39	41	26	58		
		S	35	54	35	47	37	44	47	63	33	30	57	32	63		
		SSW	52	53	48	79	54	57	57	63	45	30	54	38	79		
		SW	66	46	58	76	58	47	51	57	41	27	62	37	76		
		WSW	46	48	57	53	56	46	50	52	33	29	36	29	57		
		W	69	61	68	66	60	54	56	45	52	66	67	62	69		
		WNW	90	66	70	70	51	58	24	32	37	45	87	59	90		
		NW	69	65	63	42	28	51	13	35	21	46	40	55	69		
		NNW	41	38	49	26	24	25	13	30	33	32	45	57	57		
		N	41	43	49	38	9	21	20	31	43	42	41	38	49		
		(0.1%)	Hourly Occurrence Percentage	CALM	364	326	329	237	276	242	235	263	322	277	400	360	302
				NNE	69	31	28	54	31	56	34	86	100	152	35	69	62
				NE	27	21	20	24	35	21	26	63	60	67	36	34	36
				ENE	23	12	16	19	15	18	18	40	57	44	19	22	25
E	9			15	17	6	9	21	8	20	18	16	18	8	14		
ESE	15			9	11	13	15	19	12	17	11	8	21	8	13		
SE	28			33	36	24	23	25	12	30	18	12	19	23	24		
SSE	42			37	38	33	52	35	37	56	21	15	31	43	37		
S	23			28	36	43	34	49	115	47	14	4	26	22	37		
SSW	31			45	47	99	59	56	109	23	21	13	22	18	45		
SW	22			54	75	152	141	110	176	51	43	26	40	24	76		
WSW	19			46	60	79	122	94	106	36	25	17	32	15	54		
W	47			101	106	58	90	97	46	35	39	13	44	32	59		
WNW	65			71	66	53	50	60	16	36	33	26	63	73	51		
NW	71			86	44	33	16	31	8	39	35	43	43	78	44		
NNW	51	40	24	22	16	28	11	59	53	60	71	78	43				
N	94	45	44	50	16	40	30	97	131	206	79	94	78				



Element		1	2	3	4	5	6	7	8	9	10	11	12		
Number of Days With Classified	Daily Max. Temp.	0.0	3											1	4
		0.1 ~ 10.0	23	21	4								7	28	83
		10.1 ~ 20.0	5	7	26	11	2	1				6	21	2	81
		20.1 ~ 30.0			1	19	29	16	11	9	24	25	2		136
		30.1						13	19	22	6				60
	Daily Mean Temp.	- 5.0	4											5	9
		- 4.9 ~ 0.0	16	16	1								2	13	48
		0.1 ~ 10.0	11	12	29	4						2	23	13	94
		10.1 ~ 20.0			1	26	26	8		1	11	28	5		106
		20.1					5	22	30	30	19	1			107
	Daily Min. Temp.	- 15.0												5	18
		- 14.9 ~ - 5.0	21	20	8									18	72
		- 4.9 ~ 0.0	8	8	20	2						2	18	12	70
		0.1 ~ 10.0	2		3	28	12	2			3	16	7	1	74
		10.1					19	28	30	31	27	13			148
	Daily Precip.	0.1mm	7	6	5	6	5	7	17	15	4	5	8	9	94
		10.0mm		1		4	3	2	7	6	2	1	1	1	28
		30.0mm							2	2	2				6
		80.0mm													
		100.0mm													
Hourly Max. Precip.	1.0mm	4	4	3	5	4	6	13	12	4	4	7	7	73	
	6.0mm				1	3	2	6	5	2		1	1	21	
	10.0mm					1	1	4	3	2		1		12	
	20.0mm							1						1	
	30.0mm														
Daily Max. Wind Speed	0.5 ~ 3.3%	3	1						1	2		1	5	13	
	3.4 ~ 7.9%	20	16	18	15	23	26	23	25	28	30	22	18	264	
	8.0 ~ 13.8%	8	11	13	15	8	4	7	5		1	7	8	87	
	13.9%														
10 - Day Summary	Mean Temp. (0.1 )	1st	30	- 8	22	113	170	194	262	284	213	182	94	12	
		2nd	- 33	6	53	124	169	216	262	253	205	146	34	- 35	
		3rd	- 30	12	71	134	192	239	277	241	191	119	30	- 1	
	Mean Max. Temp. (0.1 )	1st	100	51	101	199	249	254	302	345	282	244	186	73	
		2nd	36	87	155	198	246	296	310	307	277	213	110	29	
		3rd	34	87	148	224	266	306	324	302	273	210	103	63	
	Mean Min. Temp. (0.1 )	1st	- 24	- 57	- 46	45	102	134	234	238	164	131	17	- 39	
		2nd	- 90	- 71	- 36	59	99	149	229	219	143	84	- 33	- 98	
		3rd	- 94	- 53	- 1	49	120	194	242	189	125	47	- 31	- 46	
	Mean Wind Speed (0.1%)	1st	12	17	19	19	16	19	18	10	8	11	11	13	
		2nd	13	18	13	20	18	14	15	11	16	12	12	12	
		3rd	13	15	16	19	16	13	12	16	10	12	13	11	
Total Precip. (0.1mm)	1st		5	80	390	230	225	1190	260	35	320	35	60		
	2nd	60	110		385	25		560	1075	510	50	15	75		
	3rd	115	160	15		275	375	340	565	350		230	245		

		Element	1	2	3	4	5	6	7	8	9	10	11	12			
(0.1 )	Air Temp.	Mean	-27	-9	41	120	164	205	258	244	190	135	41	-21	112		
		Mean Max.	46	67	129	204	255	286	302	299	260	206	117	38	184		
		Mean Min.	-100	-86	-47	35	79	131	224	203	130	76	-34	-84	44		
		Highest	136	137	190	284	301	338	335	356	290	268	208	116	356		
		Date	8	16	30	16	29	23	21	6	26	9	7	3	08/06		
		Lowest	-173	-141	-90	-41	46	62	178	134	54	-44	-85	-158	-173		
		Date	24	2	3	2	15	4	27	31	30	31	21	14	01/24		
(0.1mm)	Precip.	00~24h Total	50	420	65	895	360	620	4865	3160	1030	260	210	335	12270		
		Highest. 1 Daily	40	160	25	255	120	225	1015	650	690	165	95	200	1015		
		Date	29	22	27	6	24	26	3	14	11	1	24	24	07/03		
		Hourly Date	20	80	20	60	100	180	610	400	205	60	55	65	610		
(0.1%)	Wind	Mean Speed	11	14	13	16	13	12	12	10	10	10	10	12	12		
		Highest Gust Speed	121	115	116	156	165	96	144	132	108	104	140	116	165		
		Dir.	WNW	WNW	WSW	SSW	WSW	WNW	SW	SW	E	WNW	WSW	W	WSW		
(0.1%)	Wind Directions Only	Date	20	20	9	14	13	9	17	24	15	29	10	10	05/13		
		Hourly Occurrence Maximum Speed	24	29	30	53	23	28	30	27	32	46	27	33	53		
		NNE	27	26	20	31	21	29	25	26	36	31	37	32	37		
		NE	24	16	33	29	28	20	14	28	37	25	8	17	37		
		ENE	30	6	23	40	26	22	28	27	39	31	14	14	40		
		E	26	21	34	47	35	34	42	37	49	30	21	12	49		
		ESE	25	23	30	36	30	29	31	30	49	26	17	30	49		
		SE	24	15	36	31	20	24	20	21	21	31	21	22	36		
		SSE	14	9	35	21	22	22	32	21	21	12	25	17	35		
		S	33	36	25	41	43	34	34	37	47	19	40	28	47		
		SSW	47	48	50	56	68	48	62	55	49	31	66	36	68		
		SW	30	52	52	59	54	39	55	67	37	32	40	34	67		
		WSW	39	48	44	50	56	45	33	42	36	32	33	44	56		
		W	51	53	53	52	39	36	37	25	31	43	43	47	53		
		WNW	49	44	36	32	33	17	28	16	22	34	43	41	49		
		NW	30	31	35	26	17	22	15	12	14	24	29	25	35		
		NNW	34	34	30	27	22	19	10	21	29	30	33	30	34		
		(0.1%)	Hourly Occurrence Percentage	CALM	410	332	352	225	321	278	278	333	410	364	411	357	339
				NNE	28	34	40	50	47	47	51	85	99	147	44	35	59
				NE	46	46	46	50	51	71	42	56	86	102	33	47	56
ENE	18			12	27	33	26	32	17	66	49	71	8	17	32		
E	15			12	12	32	15	36	35	52	47	48	15	13	28		
ESE	16			12	11	43	31	42	30	54	38	38	15	16	29		
SE	28			12	26	28	9	26	36	47	32	15	18	23	25		
SSE	19			13	32	22	13	15	26	26	8	13	21	22	19		
S	8			9	27	25	17	24	42	22	19	12	19	13	20		
SSW	19			25	35	32	38	40	59	17	28	13	43	22	31		
SW	31			49	36	72	90	56	122	69	35	22	40	26	54		
WSW	43			80	74	115	99	129	122	36	25	22	39	38	68		
W	78			98	94	118	113	93	71	44	43	34	68	63	76		
WNW	127			165	113	89	67	57	42	26	38	31	103	140	82		
NW	63	60	36	31	22	14	12	23	11	12	47	82	34				
NNW	30	22	19	17	22	14	8	12	6	9	35	52	20				
N	22	18	20	18	19	26	7	32	28	47	39	34	26				

Element		1	2	3	4	5	6	7	8	9	10	11	12		
Number of Days With Classified	Daily Max. Temp.	0.0	4	1										4	9
		0.1 ~ 10.0	25	22	7								11	25	90
		10.1 ~ 20.0	2	5	24	13	2	1				13	18	2	80
		20.1 ~ 30.0				17	28	18	14	15	30	18	1		141
		30.1					1	11	17	16					45
	Daily Mean Temp.	- 5.0	12	1										5	18
		- 4.9 ~ 0.0	10	16	1								7	18	52
		0.1 ~ 10.0	9	11	30	5						7	19	8	89
		10.1 ~ 20.0				25	30	13		3	19	23	4		117
		20.1					1	17	31	28	11	1			89
	Daily Min. Temp.	- 15.0	7											1	8
		- 14.9 ~ - 5.0	19	26	17								13	23	98
		- 4.9 ~ 0.0	4	2	12	6						2	11	7	44
		0.1 ~ 10.0	1		2	24	24	6			6	18	6		87
		10.1					7	24	31	31	24	11			128
	Daily Precip.	0.1mm	2	6	5	8	5	6	17	16	4	5	6	8	88
		10.0mm		2		4	1	3	11	7	2	1		1	32
		30.0mm							8	6	2				16
		80.0mm							1						1
		100.0mm							1						1
	Hourly Max. Precip.	1.0mm	2	5	4	6	4	6	17	14	3	3	4	4	72
6.0mm			1		1	2	2	12	8	2	1		1	30	
10.0mm						1	1	8	6	2				18	
20.0mm								4	2	1				7	
30.0mm								3	2					5	
Daily Max. Wind Speed	0.5 ~ 3.3%	1										1		2	
	3.4 ~ 7.9%	20	15	19	10	22	26	20	25	24	26	15	18	240	
	8.0 ~ 13.8%	10	13	12	19	8	4	10	6	6	5	13	13	119	
	13.9%				1	1			1			1		4	
10 - Day Summary	Mean Temp. (0.1 )	1st	21	- 23	16	112	158	181	253	267	197	173	82	- 3	
		2nd	- 54	- 4	44	119	158	203	255	240	196	134	21	- 51	
		3rd	- 46	2	62	130	176	232	266	226	179	100	18	- 10	
	Mean Max. Temp. (0.1 )	1st	91	43	96	194	245	253	293	327	265	231	171	53	
		2nd	22	78	153	197	249	296	303	288	259	196	96	13	
		3rd	27	82	137	222	269	308	310	283	255	193	84	49	
	Mean Min. Temp. (0.1 )	1st	- 46	- 87	- 68	38	74	109	224	224	140	126	2	- 62	
		2nd	- 126	- 93	- 60	37	72	115	217	209	137	76	- 51	- 124	
		3rd	- 125	- 78	- 17	29	89	169	229	178	112	31	- 53	- 68	
	Mean Wind Speed (0.1%)	1st	11	14	16	15	13	14	13	8	6	8	10	12	
		2nd	11	16	11	18	13	11	12	10	16	12	11	12	
		3rd	12	12	12	16	12	11	10	12	8	10	10	11	
Total Precip. (0.1mm)	1st		10	15	485	145	175	3750	640	20	205	55	95		
	2nd		250		405	5		460	1150	690	55	5	30		
	3rd	50	160	50	5	210	445	655	1370	320		150	210		

Element		1	2	3	4	5	6	7	8	9	10	11	12					
(0.1 )	Air Temp.	Mean	- 12	1	52	129	186	221	266	255	209	152	58	- 8	126			
		Mean Max.	39	56	122	201	258	289	308	306	273	217	118	39	186			
		Mean Min.	- 59	- 49	- 10	68	125	167	237	219	157	96	5	- 50	76			
		Highest	121	137	183	275	314	331	348	370	307	276	218	121	370			
		Date	6	28	19	30	30	23	20	5	26	9	7	23	08/05			
		Lowest	- 134	- 88	- 55	- 3	87	117	214	155	87	3	- 61	- 125	- 134			
		Date	24	2	8	2	6	11	1	31	29	31	19	14	01/24			
(0.1mm)	Precip.	00~24h Total	145	230	35	340	210	225	3460	3345	395	185	370	265	9205			
		Highest. 1	Daily	55	120	25	190	65	95	620	735	210	90	115	130	735		
			Date	29	22	1	5	9	26	8	23	27	1	25	24	08/23		
			Hourly	25	30	15	50	60	85	255	540	100	40	80	50	540		
	Date	27	22	1	5	24	26	8	23	27	1	25	24	08/23				
(0.1%)	Wind	Mean Speed	20	24	22	26	22	20	19	19	18	18	20	21	21			
		Highest Gust Speed	114	129	124	148	151	102	120	116	101	121	127	120	151			
		* Dir.	WSW	WNW	NW	SSW	W	WSW	SW	SW	SW	WNW	WNW	W	W			
	Date	27	20	21	14	13	9	3	24	19	29	10	11	05/13				
(0.1%)	Wind Directions Only	Hourly Occurrence Maximum Speed	NNE	26	16	38	24	35	33	16	20	33	44	28	31	44		
			NE	24	30	32	27	35	28	19	29	38	59	27	22	59		
			ENE	34	45	39	72	27	28	37	44	46	52	25	26	72		
			E	34	38	26	37	33	46	35	51	50	47	35	26	51		
			ESE	26	25	20	49	60	53	49	54	38	45	22	25	60		
			SE	17	31	17	40	59	37	33	47	27	26	13	20	59		
			SSE	27	26	14	18	29	30	33	32	22	13	22	27	33		
			S	33	44	38	43	46	26	36	43	31	20	40	39	46		
			SSW	65	63	46	95	78	52	72	51	46	36	71	49	95		
			SW	36	82	72	102	89	69	69	71	68	36	66	44	102		
			WSW	30	46	68	69	65	47	66	58	70	27	67	45	70		
			W	38	58	51	52	49	39	20	22	44	33	52	46	58		
			WNW	67	83	67	71	62	56	38	43	43	70	67	75	83		
			NW	48	65	64	46	42	40	33	31	37	54	46	57	65		
			NNW	35	26	32	25	33	28	15	31	19	27	40	28	40		
			N	23	26	33	26	29	34	17	18	18	25	23	28	34		
			(0.1%)	Hourly Occurrence Percentage	CALM	67	45	50	49	50	49	92	75	45	45	38	56	55
					NNE	19	7	26	13	13	19	9	23	18	28	31	35	20
					NE	12	13	22	19	12	26	13	31	28	64	11	12	22
					ENE	47	27	51	42	32	43	54	69	107	120	29	17	53
					E	43	28	8	22	38	49	40	117	88	77	26	5	45
					ESE	16	16	8	35	26	46	61	113	33	53	10	24	37
					SE	15	7	9	11	20	22	32	52	26	14	10	26	21
					SSE	38	24	23	15	35	31	47	40	38	16	39	50	33
					S	58	64	47	47	60	47	105	60	67	35	89	116	66
					SSW	109	115	98	185	198	101	235	83	89	54	150	145	130
					SW	105	116	147	125	101	113	127	73	143	91	131	69	111
WSW	53	49			70	82	108	88	40	46	61	42	57	35	61			
W	47	51			97	76	74	68	15	31	54	41	39	27	52			
WNW	213	269			212	168	126	164	72	83	110	145	119	168	153			
NW	97	135			101	78	73	99	39	59	57	93	129	142	92			
NNW	35	25	16	18	28	26	12	16	22	53	63	42	30					
N	26	7	16	15	7	10	5	28	14	31	31	31	19					

Element		1	2	3	4	5	6	7	8	9	10	11	12			
Number of Days With Classified	Daily Max. Temp.	0.0	8	2										5	15	
		0.1 ~ 10.0	17	23	5								12	25	82	
		10.1 ~ 20.0	6	3	26	15						7	17	1	75	
		20.1 ~ 30.0				15	28	16	12	12	26	24	1		134	
		30.1					3	14	17	19	4				57	
	Daily Mean Temp.	- 5.0	7											5	12	
		- 4.9 ~ 0.0	14	15	1								2	12	44	
		0.1 ~ 10.0	10	13	30	2						2	22	14	93	
		10.1 ~ 20.0				28	23	7		2	8	25	6		99	
		20.1					8	23	29	29	22	4			115	
	Daily Min. Temp.	- 15.0												2	16	51
		- 14.9 ~ - 5.0	19	13	1									14	12	68
		- 4.9 ~ 0.0	8	14	19	1								13	3	80
		0.1 ~ 10.0	4	1	11	27	3				1	17	1		164	
		10.1				2	28	30	29	31	29	14	1			
	Daily Precip.	0.1mm	5	5	2	4	5	5	18	16	4	4	7	7	82	
		10.0mm		1		2			9	8	2		1	1	24	
		30.0mm							5	5					10	
		80.0mm														
		100.0mm														
Hourly Max. Precip.	1.0mm	5	4	2	4	5	5	18	13	4	3	7	6	76		
	6.0mm					1	1	9	8	1		1		21		
	10.0mm							7	8	1				16		
	20.0mm							5	3					8		
	30.0mm									2				2		
Daily Max. Wind Speed	0.5 ~ 3.3%	1	1								2		1	1	6	
	3.4 ~ 7.9%	21	14	21	12	21	27	26	26	26	28	19	18	259		
	8.0 ~ 13.8%	9	13	10	17	9	3	5	5	2	3	10	12	98		
	13.9%				1	1								2		
10 - Day Summary	Mean Temp. (0.1 )	1st	36	- 11	27	112	174	201	257	279	221	188	107	9		
		2nd	- 32	4	58	131	181	222	264	251	209	146	38	- 38		
		3rd	- 37	14	68	144	201	239	274	237	199	126	29	3		
	Mean Max. Temp. (0.1 )	1st	91	28	87	182	256	258	293	335	279	242	175	56		
		2nd	13	70	141	196	247	299	312	294	269	209	89	10		
		3rd	15	74	136	225	269	311	316	289	269	201	91	50		
	Mean Min. Temp. (0.1 )	1st	- 8	- 48	- 27	59	112	147	234	239	174	145	49	- 33		
		2nd	- 77	- 57	- 13	75	119	161	231	224	157	84	- 12	- 87		
		3rd	- 88	- 42	6	71	140	194	245	197	141	62	- 23	- 33		
	Mean Wind Speed (0.1%)	1st	20	24	26	22	22	25	22	15	13	18	21	21		
		2nd	19	26	20	28	23	19	17	22	23	17	21	21		
		3rd	21	22	20	27	21	16	19	19	17	19	20	19		
Total Precip. (0.1mm)	1st		5	35	190	90	65	2030	435	15	130	60	75			
	2nd	40	105		150	25		710	1450	130	55	50	5			
	3rd	105	120			95	160	720	1460	250		260	185			

Element		1	2	3	4	5	6	7	8	9	10	11	12					
(0.1 )	Air Temp.	Mean	-29	-8	46	128	181	214	251	234	181	132	38	-35	111			
		Mean Max.	32	58	120	205	263	292	303	290	255	204	105	19	179			
		Mean Min.	-79	-67	-17	55	108	148	216	197	134	86	-18	-85	57			
		Highest	128	138	196	291	320	355	348	359	291	270	197	83	359			
		Date	8	16	30	30	29	23	9	5	25	8	2	23	08/05			
		Lowest	-171	-118	-58	-9	50	94	165	131	66	-28	-81	-153	-171			
		Date	24	11	11	3	8	4	27	31	30	31	19	13	01/24			
(0.1mm)	Precip.	00~24h Total	125	340	185	645	130	495	4420	2375	460	245	170	205	9795			
		Highest. 1	Daily	45	145	50	210	75	125	1090	630	185	65	100	120	1090		
			Date	29	22	25	17	24	25	3	23	11	6	26	24	07/03		
			Hourly	20	45	30	70	55	85	245	260	75	25	50	45	260		
	Date	30	20	27	18	24	13	3	23	20	6	26	24	08/23				
(0.1%)	Wind	Mean Speed	17	19	15	17	15	12	7	6	7	7	16	19	13			
		Highest Gust Speed	165	160	149	181	203	139	131	124	137	130	186	203	203			
		Dir.	SSW	SSW	SW	S	SW	SSW	SW	SW	SSW	SW	SSW	SW	SW			
		Date	27	24	9	28	6	9	8	24	19	29	15	11	12/11			
(0.1%)	Wind Directions Only	Hourly Occurrence Maximum Speed	NNE	6	8	9	32	22	22	16	18	10	17	8	10	32		
			NE	33	14	33	40	13	38	27	27	29	40	14	7	40		
			ENE	10	7	51	27	22	47	27	28	34	57	5	7	57		
			E	10	11	19	38	26	26	17	20	32	35	12	21	38		
			ESE	8	9	24	23	21	25	6	10	14	15	10	5	25		
			SE	11	21	13	30	27	28	15	10	12	16	13	16	30		
			SSE	26	34	23	30	54	28	15	39	43	27	33	35	54		
			S	59	57	62	51	70	44	33	33	59	32	73	85	85		
			SSW	71	65	77	79	85	62	50	54	55	58	76	79	85		
			SW	65	60	51	74	69	63	41	49	56	48	56	53	74		
			WSW	34	44	34	41	57	33	30	37	32	33	27	40	57		
			W	28	26	38	28	29	22	28	31	28	27	28	44	44		
			WNW	43	63	33	29	15	22	13	17	16	24	27	21	63		
			NW	24	32	16	29	21	22	24	8	12	10	20	17	32		
			NNW	14	6	21	8	30	16	7	14	6	5	5	5	30		
			N	5	8	12	8	12	22	22	15	9	9	6	4	22		
			(0.1%)	Hourly Occurrence Percentage	CALM	392	353	363	351	367	382	586	585	568	584	451	454	454
					NNE	3	3	7	14	22	28	19	38	21	15	8	4	15
					NE	16	9	22	26	22	28	32	39	25	32	4	3	22
					ENE	12	21	44	40	43	46	23	36	57	58	4	1	32
					E	13	12	26	38	28	28	15	15	46	35	8	8	23
					ESE	4	6	11	15	11	24	3	5	4	9	8	1	8
					SE	4	3	8	15	12	17	5	8	6	5	4	3	8
					SSE	12	21	19	26	20	28	5	17	18	13	14	7	17
					S	85	86	97	77	74	71	32	24	24	34	68	101	64
					SSW	253	256	220	188	145	110	76	44	60	69	232	243	157
					SW	151	168	109	131	153	124	93	57	69	63	138	137	116
WSW	20	22			30	17	38	39	46	35	39	26	22	19	29			
W	15	16			13	28	30	32	18	39	28	26	19	11	23			
WNW	7	12			12	14	7	15	15	17	19	15	11	5	12			
NW	5	6			11	8	12	15	9	13	4	7	4	1	8			
NNW	5	1			3	3	8	4	4	5	1	1	1	1	3			
N	3	4	7	8	9	11	18	20	11	8	1		8					

Element		1	2	3	4	5	6	7	8	9	10	11	12			
Number of Days With Classified	Daily Max. Temp.	0.0	8	3										10	21	
		0.1 ~ 10.0	22	20	10	1							14	21	88	
		10.1 ~ 20.0	1	5	21	12	3	1				1	12	16		72
		20.1 ~ 30.0				17	22	16	13	19	29	19				135
		30.1					6	13	18	12						49
	Daily Mean Temp.	-5.0	11	2											10	23
		-4.9 ~ 0.0	12	14	2									7	15	50
		0.1 ~ 10.0	8	12	29	3						4	20	6		82
		10.1 ~ 20.0				27	22	13		3	24	27	3			119
		20.1					9	17	31	28	6					91
	Daily Min. Temp.	-15.0	2												3	5
		-14.9 ~ -5.0	16	21	4									6	21	68
		-4.9 ~ 0.0	12	7	18	1							2	18	7	65
		0.1 ~ 10.0	1		9	28	12	3				3	16	6		78
		10.1				1	19	27	31	31	27	13				149
	Daily Precip.	0.1mm	6	6	7	7	6	8	19	17	5	5	6	6		98
		10.0mm		2		3			2	11	7	2		1	1	29
		30.0mm								4	2					6
		80.0mm								1						1
		100.0mm								1						1
Hourly Max. Precip.	1.0mm	4	5	4	6	3	9	17	15	6	5	5	2		81	
	6.0mm				1		3	11	6	1					22	
	10.0mm							7	4						11	
	20.0mm							5	1						6	
	30.0mm															
Daily Max. Wind Speed	0.5 ~ 3.3%	3						2	7	4	2	2	2		22	
	3.4 ~ 7.9%	12	12	16	6	15	15	22	21	20	24	13	10		186	
	8.0 ~ 13.8%	12	12	14	19	11	14	7	3	6	5	12	13		128	
	13.9%	4	4	1	5	5	1					3	6		29	
10 - Day Summary	Mean Temp. (0.1 )	1st	18	-23	23	113	170	187	252	261	193	168	85	-21		
		2nd	-50	-6	56	128	171	215	255	227	181	132	21	-67		
		3rd	-54	7	59	145	198	240	246	216	171	100	10	-19		
	Mean Max. Temp. (0.1 )	1st	79	38	87	188	253	254	302	320	264	228	168	31		
		2nd	10	66	148	197	252	303	317	272	252	197	75	-9		
		3rd	9	75	124	231	281	319	291	278	247	189	71	32		
	Mean Min. Temp. (0.1 )	1st	-28	-72	-35	47	93	129	218	219	148	129	19	-69		
		2nd	-96	-77	-21	65	108	135	215	199	132	96	-31	-126		
		3rd	-109	-49	4	53	121	181	213	175	122	38	-42	-63		
	Mean Wind Speed (0.1%)	1st	15	20	25	14	17	16	7	6	5	5	12	18		
		2nd	21	20	11	19	16	11	10	4	9	7	22	21		
		3rd	17	15	11	18	14	10	5	8	7	10	13	20		
Total Precip. (0.1mm)	1st		5	35	215	35	235	2470	445	25	185	35	55			
	2nd	5	190		430	20	90	1000	835	265	60	5	10			
	3rd	120	145	150		75	170	950	1095	170		130	140			

Element		1	2	3	4	5	6	7	8	9	10	11	12					
(0.1 )	Air Temp.	Mean	-30	-9	44	128	174	207	249	234	179	129	41	-30	110			
		Mean Max.	27	51	109	195	249	278	291	283	248	196	103	20	171			
		Mean Min.	-81	-68	-19	53	98	140	215	195	124	79	-17	-81	53			
		Highest	127	130	178	277	304	337	330	350	284	261	191	89	350			
		Date	8	16	30	30	29	23	14	5	26	9	7	23	08/05			
		Lowest	-163	-120	-69	-12	47	75	159	119	55	-33	-89	-148	-163			
		Date	15	2	8	3	8	4	27	31	29	31	19	14	01/15			
(0.1mm)	Precip.	00~24h Total	135	385	210	700	200	1610	4925	2805	550	290	255	220	12285			
		Highest. 1	Daily	45	155	70	265	80	670	930	515	225	115	135	130	930		
			Date	29	22	25	17	13	25	3	17	11	2	26	24	07/03		
			Hourly	20	55	25	70	80	490	540	285	110	35	90	50	540		
	Date	27	20	25	17	13	28	31	17	19	2	26	24	07/31				
(0.1%)	Wind	Mean Speed	12	15	14	17	15	14	11	8	10	9	14	13	13			
		Highest Gust Speed	104	132	107	134	149	124	112	94	123	92	121	116	149			
		Dir.	WNW	WSW	NW	WNW	SW	NW	NW	S	WNW	S	WNW	WSW	SW			
	Date	27	17	9	28	13	9	3	24	19	22	10	10	05/13				
(0.1%)	Wind Directions Only	Hourly Occurrence Maximum Speed	NNE	23	37	21	27	20	15	18	20	25	24	26	28	37		
			NE	23	24	22	21	24	25	16	14	24	25	24	28	28		
			ENE	26	26	28	31	25	21	15	16	17	22	30	38	38		
			E	31	31	31	42	29	19	17	28	22	36	31	42	42		
			ESE	28	32	27	48	50	48	29	30	34	35	40	43	50		
			SE	29	39	31	47	42	53	41	41	42	35	56	39	56		
			SSE	29	27	20	28	39	29	27	29	31	31	25	28	39		
			S	25	26	23	47	41	37	26	23	25	31	19	21	47		
			SSW	25	27	35	35	35	46	28	26	23	30	22	20	46		
			SW	48	24	30	25	29	30	32	28	21	18	24	24	48		
			WSW	37	30	26	28	32	28	20	35	27	36	38	39	39		
			W	36	42	39	40	36	45	43	32	38	36	52	47	52		
			WNW	41	57	51	53	51	41	39	45	39	35	43	46	57		
			NW	40	46	49	54	47	44	33	30	36	39	42	53	54		
			NNW	33	32	29	32	41	27	16	19	20	29	35	41	41		
			N	25	36	27	22	37	26	26	16	24	24	27	24	37		
			(0.1%)	Hourly Occurrence Percentage	CALM	265	192	235	161	262	221	246	442	371	377	264	219	272
					NNE	28	27	26	17	30	15	42	19	35	23	38	35	28
					NE	26	24	19	14	12	15	22	20	19	22	22	20	20
					ENE	15	18	15	17	9	24	15	8	15	13	21	23	16
					E	40	37	20	32	17	13	16	16	17	12	25	38	24
					ESE	46	28	42	26	22	25	28	16	15	31	33	56	31
					SE	34	54	42	51	44	57	60	39	35	39	56	59	47
					SSE	28	22	24	38	31	49	32	36	24	30	19	32	30
					S	16	10	13	24	24	43	28	24	17	17	21	12	21
					SSW	7	9	16	24	26	38	28	22	19	20	13	13	20
					SW	8	12	17	22	17	15	24	28	10	11	15	8	16
WSW	28	16			31	21	17	28	30	28	21	23	14	24	24			
W	66	70			67	76	71	88	91	50	96	58	79	63	73			
WNW	227	286			269	295	239	207	155	135	169	171	189	185	210			
NW	93	121	108	110	93	85	114	65	63	82	126	148	100					
NNW	44	49	35	45	60	51	27	26	35	40	40	46	41					
N	28	25	22	28	24	28	42	26	40	31	25	17	28					



Element		1	2	3	4	5	6	7	8	9	10	11	12			
Number of Days With Classified	Daily Max. Temp.	0.0	11	3										9	23	
		0.1 ~ 10.0	19	22	10								15	22	88	
		10.1 ~ 20.0	1	3	21	19	4	1		1	1	15	15			81
		20.1 ~ 30.0				11	26	18	18	20	28	16				137
		30.1					1	11	13	10						35
	Daily Mean Temp.	-5.0	10	3											7	20
		-4.9 ~ 0.0	11	14	2								7	17	51	
		0.1 ~ 10.0	10	11	29	3						5	18	7	83	
		10.1 ~ 20.0				26	27	13		5	28	26	5		130	
		20.1				1	4	17	31	26	1				80	
	Daily Min. Temp.	-15.0	2												2	
		-14.9 ~ -5.0	19	21	2								7	23	72	
		-4.9 ~ 0.0	8	7	20	1						2	14	8	60	
		0.1 ~ 10.0	2		9	28	17	4			5	19	9		93	
		10.1				1	14	26	31	31	24	10			137	
	Daily Precip.	0.1mm	7	6	8	6	4	8	22	18	4	6	4	5	98	
		10.0mm		2		3		3	9	11	3	1	1	1	34	
		30.0mm						2	7	3					12	
		80.0mm							1						1	
		100.0mm														
	Hourly Max. Precip.	1.0mm	4	4	5	6	4	7	19	14	4	5	5	4	81	
		6.0mm				2	1	5	9	10	1		1		29	
		10.0mm						3	9	7	1				20	
20.0mm							3	8	4					15		
30.0mm							2	4						6		
Daily Max. Wind Speed	0.5 ~ 3.3%	1							2	2	1			6		
	3.4 ~ 7.9%	25	20	26	16	21	26	28	21	26	29	23	25	286		
	8.0 ~ 13.8%	5	8	5	14	9	4	3	3	2	1	7	6	67		
	13.9%					1								1		
10 - Day Summary	Mean Temp. (0.1 )	1st	21	-25	18	114	169	184	250	255	190	168	89	-17		
		2nd	-53	-5	56	127	165	208	248	233	178	125	21	-62		
		3rd	-55	6	57	142	187	230	248	217	168	98	15	-14		
	Mean Max. Temp. (0.1 )	1st	76	26	79	177	242	248	289	307	256	223	159	34		
		2nd	-1	63	137	191	237	289	297	273	244	188	78	-5		
		3rd	8	68	112	217	266	298	287	271	243	180	72	30		
	Mean Min. Temp. (0.1 )	1st	-26	-74	-42	50	90	120	216	215	138	127	21	-68		
		2nd	-104	-75	-19	59	96	124	216	201	121	78	-34	-118		
		3rd	-111	-50	1	51	106	176	215	172	112	36	-40	-59		
	Mean Wind Speed (0.1%)	1st	11	15	17	16	16	16	13	9	8	8	11	13		
		2nd	13	17	12	17	15	13	11	4	11	9	15	15		
		3rd	13	14	12	18	14	12	9	12	9	10	14	13		
Total Precip. (0.1mm)	1st	5	10	40	235	75	185	2315	615	25	210	80	65			
	2nd	30	220	15	465	80	70	1170	1115	335	80	15	5			
	3rd	100	155	155		45	1355	1440	1075	190		160	150			

Element		1	2	3	4	5	6	7	8	9	10	11	12		
(0.1 )	Air Temp.	Mean	-38	-19	35	117	167	208	247	236	179	127	31	-34	105
	Mean Max.	34	53	117	201	257	290	300	291	257	207	114	30	179	
	Mean Min.	-103	-87	-40	36	79	133	213	195	120	71	-41	-94	40	
	Highest	124	130	188	283	316	340	338	362	289	273	202	97	362	
	Date	8	16	19	30	29	23	20	5	25	9	7	23	08/05	
	Lowest	-200	-148	-82	-34	22	56	165	133	46	-54	-112	-177	-200	
	Date	24	2	11	3	8	4	27	31	30	31	25	14	01/24	
(0.1mm)	Precip.	00~24h Total	100	300	175	625	105	535	8895	3050	895	255	105	155	15195
		Highest. 1	Daily	45	140	65	190	40	360	2125	460	530	75	35	100
	Date	Date	29	22	25	17	24	25	16	6	11	2	10	24	07/16
		Hourly	20	35	25	50	20	290	790	430	145	45	30	35	790
(0.1%)	Wind	Date	27	20	25	17	9	25	16	6	11	2	10	24	07/16
		Mean Speed	15	17	15	17	14	14	8	11	9	9	12	17	13
(0.1%)	Wind Directions Only	Highest Gust Speed	105	119	115	135	114	105	111	90	99	96	117	126	135
		Dir.	SW	WSW	WSW	WSW	WSW	WSW	WSW	SW	E	WSW	WSW	WSW	WSW
		Date	14	18	6	14	14	1	14	6	15	29	10	11	04/14
		NNE	14	16	12	20	20	35	14	12	19	23	18	8	35
		NE	15	33	21	13	9	23	23	19	25	34	22	10	34
		ENE	32	34	21	24	50	36	42	47	51	44	30	17	51
		E	47	32	42	62	56	45	43	52	48	44	8	32	62
		ESE	22	15	20	35	27	29	22	24	22	16	6	7	35
		SE	13	9	13		13	11	13	13	22	21	14	5	22
		SSE	8	7	17	19	6		16	11	13	11	14	6	19
		S	5	11	11	11	14	5	17	15	5	13	10	10	17
		SSW	10	5	13	24	24	10	22	18	20	13	15	8	24
		SW	25	27	19	32	27	17	18	33	19	23	27	12	33
WSW	65	70	70	66	62	68	44	40	46	51	65	65	70		
W	59	62	63	68	61	55	47	31	38	48	53	63	68		
WNW	29	32	37	39	35	34	19	23	21	29	49	37	49		
NW	31	33	36	31	29	29	27	22	24	31	41	40	41		
NNW	33	29	36	33	31	35	17	26	25	33	34	30	36		
N	11	4	14	29	13	24	17	12	22	18	26	25	29		
(0.1%)	Hourly Occurrence Percentage	CALM	416	389	397	353	421	332	480	434	531	495	423	364	420
		NNE	11	2	11	7	5	14	5	13	14	22	6	4	10
		NE	13	12	24	19	13	21	22	20	15	20	24	16	18
		ENE	22	29	28	31	31	79	48	86	51	44	20	17	41
		E	47	15	71	90	56	114	75	165	68	86	17	17	69
		ESE	9	6	13	8	11	14	12	26	21	11	1	11	12
		SE	7	5	4		3	4	13	8	18	9	3	3	6
		SSE	3	2	5	1	3		11	9	3	3	4	3	4
		S	1	5	4	6	5	1	9	5	1	5	7	5	5
		SSW	3	2	1	11	4	1	17	11	6	7	3	1	6
		SW	12	17	9	21	22	22	43	26	21	28	29	12	22
		WSW	147	211	141	132	184	135	137	93	107	111	147	192	144
		W	186	222	183	189	161	140	75	47	68	62	167	204	141
		WNW	71	51	48	65	44	56	13	17	25	22	76	95	49
		NW	38	24	35	28	12	28	15	20	14	36	50	43	29
		NNW	12	11	16	25	13	22	11	7	15	12	16	7	14
		N	3		8	14	11	17	12	12	22	27	6	4	11

Element		1	2	3	4	5	6	7	8	9	10	11	12			
Number of Days With Classified	Daily Max. Temp.	0.0	8	3										7	18	
		0.1 ~ 10.0	21	20	9								11	24	85	
		10.1 ~ 20.0	2	4	22	15	2	1				13	16		75	
		20.1 ~ 30.0				15	28	15	14	16	30	18	1		137	
		30.1					1	14	17	15					47	
	Daily Mean Temp.	-5.0	13	5											8	26
		-4.9 ~ 0.0	9	14	2								8	16	49	
		0.1 ~ 10.0	9	8	29	6						7	17	7	83	
		10.1 ~ 20.0				24	28	11		4	27	24	3		121	
		20.1					3	19	31	27	3				83	
	Daily Min. Temp.	-15.0	8												4	12
		-14.9 ~ -5.0	17	24	14							1	12	21	89	
		-4.9 ~ 0.0	5	3	13	7						1	11	6	46	
		0.1 ~ 10.0	1		4	22	22	5			7	20	5		86	
		10.1				1	9	25	31	31	23	9			129	
	Daily Precip.	0.1mm	6	7	6	6	4	5	20	17	4	5	4	5	89	
		10.0mm		1		3			2	16	10	2		1	35	
		30.0mm							1	10	4	2			17	
		80.0mm								4					4	
		100.0mm								3					3	
Hourly Max. Precip.	1.0mm	3	6	5	6	4	4	17	16	4	5	4	4	78		
	6.0mm							1	15	9	2			27		
	10.0mm							1	11	6	1			19		
	20.0mm							1	10	1				12		
	30.0mm							6	1					7		
Daily Max. Wind Speed	0.5 ~ 3.3%	1						2		1	1			5		
	3.4 ~ 7.9%	20	14	21	12	21	21	28	27	26	29	20	15	254		
	8.0 ~ 13.8%	10	13	10	18	10	9	1	4	3	1	8	16	103		
	13.9%															
10 - Day Summary	Mean Temp. (0.1 )	1st	13	-30	14	106	158	183	243	257	193	169	75	-20		
		2nd	-60	-20	38	117	159	211	247	234	182	125	9	-65		
		3rd	-63	-3	53	128	181	231	250	219	163	90	3	-20		
	Mean Max. Temp. (0.1 )	1st	78	32	86	182	245	256	295	317	266	234	169	46		
		2nd	9	62	146	196	248	304	307	277	254	197	85	7		
		3rd	16	71	120	227	276	309	299	282	251	192	81	38		
	Mean Min. Temp. (0.1 )	1st	-44	-86	-56	45	70	110	211	212	139	125	-1	-76		
		2nd	-124	-102	-54	44	79	116	211	202	121	75	-64	-136		
		3rd	-138	-70	-13	21	88	172	216	174	100	17	-62	-72		
	Mean Wind Speed (0.1%)	1st	15	20	22	18	15	18	7	9	7	9	10	15		
		2nd	15	15	11	17	15	15	9	16	12	10	16	19		
		3rd	15	15	12	16	13	11	10	8	7	9	11	17		
Total Precip. (0.1mm)	1st		5	35	265	55	150	3110	1000	40	155	35	35			
	2nd	5	155		360	10		2935	1060	530	100					
	3rd	95	140	140		40	385	2850	990	325		70	120			

Element		1	2	3	4	5	6	7	8	9	10	11	12			
(0.1 )	Air Temp.	Mean	-20	-2	54	133	182	220	263	250	195	140	49	-17	121	
	Mean Max.	44	66	129	212	264	294	310	303	265	212	118	39	188		
	Mean Min.	-77	-64	-17	59	104	153	230	211	141	86	-15	-70	62		
	Highest	141	149	192	284	318	355	344	363	290	278	204	113	363		
	Date	8	16	30	16	29	23	21	5	25	9	7	3	08/05		
	Lowest	-149	-114	-61	-12	65	90	193	147	74	-22	-85	-140	-149		
	Date	23	2	8	3	7	4	27	30	29	30	19	12	01/23		
(0.1mm)	Precip.	00~24h Total	140	370	115	690	235	530	4760	2995	975	175	100	295	11380	
		Highest. 1 Daily	55	135	55	245	125	285	795	605	690	85	35	150	795	
	Date	20	22	31	17	24	28	4	28	11	1	10	24	07/04		
	Hourly	25	50	40	70	85	205	445	525	220	40	35	60	525		
Date	20	20	31	17	24	28	2	28	11	1	10	24	08/28			
(0.1%)	Wind	Mean Speed	12	12	13	16	14	13	12	11	10	11	12	12	12	
		Highest Gust Speed	98	112	108	142	132	124	104	114	91	98	103	162	162	
		Dir.	S	SSE	SSW	SSE	SW	SE	SSE	SE	SE	ESE	W	ENE	ENE	
Date	26	19	9	14	13	5	6	15	16	5	10	26	12/26			
(0.1%)	Wind Directions Only	Hourly Occurrence Maximum Speed	31	32	38	34	25	33	29	33	39	46	30	26	46	
		NNE	21	29	29	20	14	26	15	24	26	22	20	17	29	
		NE	16	10		17	18	24	12	11	25	19	18	37	37	
		ENE	10	14	27	33	16	18	13	20	19	18	5	6	33	
		E	25	15	20	20	31	27	35	29	28	18	16		35	
		ESE	33	24	36	49	49	48	34	40	30	42	17	12	49	
		SE	38	41	39	48	37	49	37	37	30	45	40	37	49	
		SSE	49	46	47	53	52	48	49	38	37	27	42	44	53	
		S	47	32	57	61	52	38	38	34	38	12	45	24	61	
		SSW	25	26	34	39	38	37	36	29	23	14	20	26	39	
		SW	29	33	31	37	41	28	29	14	24	23	21	30	41	
		WSW	30	36	42	39	30	27	19	22	26	17	29	40	42	
		W	30	34	38	29	30	30	14	17	25	32	36	33	38	
		WNW	31	30	33	31	42	27	13	19	22	31	34	29	42	
		NW	34	35	37	39	29	33	29	30	30	33	36	29	39	
		NNW	41	36	37	46	31	40	27	35	35	37	35	44	46	
		N	178	190	263	210	233	236	252	252	247	210	197	206	223	
		Hourly Occurrence Percentage	CALM	52	42	31	31	22	28	28	44	71	81	43	50	44
		NNE	12	12	13	14	8	28	11	22	26	22	13	8	16	
		NE	3	3		4	1	8	5	4	10	8	4	1	4	
ENE	1	7	5	11	7	6	9	13	8	13	1	3	7			
E	9	3	26	14	23	42	36	38	19	17	4		19			
ESE	34	25	63	65	59	99	75	92	36	48	10	11	52			
SE	42	42	63	79	75	83	136	121	58	38	35	36	68			
SSE	31	34	58	125	98	61	199	80	53	27	68	63	75			
S	17	28	34	60	66	65	59	46	25	8	43	22	39			
SSW	13	18	34	47	71	43	28	22	15	5	13	12	27			
SW	27	25	28	43	61	36	22	11	28	15	14	28	28			
WSW	32	48	34	40	36	26	28	27	26	17	24	35	31			
W	55	80	48	39	43	42	15	34	39	39	61	55	46			
WNW	58	70	58	29	32	44	9	53	36	56	56	73	48			
NW	131	125	87	72	42	46	24	53	96	89	124	112	83			
NNW	304	247	155	114	122	107	61	90	206	306	292	285	190			
N																

Element		1	2	3	4	5	6	7	8	9	10	11	12		
Number of Days With Classified	Daily Max. Temp.	0.0	5	1										5	11
		0.1 ~ 10.0	21	21	6								11	24	83
		10.1 ~ 20.0	5	6	25	9	1	1				13	18	2	80
		20.1 ~ 30.0				21	28	15	12	12	30	18	1		137
		30.1					2	14	19	19					54
	Daily Mean Temp.	- 5.0	9	1										6	16
		- 4.9 ~ 0.0	12	15	1								6	16	50
		0.1 ~ 10.0	10	12	30	3						2	19	9	85
		10.1 ~ 20.0				27	26	6		3	17	27	5		111
		20.1					5	24	31	28	13	2			103
	Daily Min. Temp.	- 15.0													
		- 14.9 ~ - 5.0	21	21	3								6	21	72
		- 4.9 ~ 0.0	8	7	22	2						2	15	9	65
		0.1 ~ 10.0	2		6	24	15	2			3	18	9	1	80
		10.1				4	16	28	31	31	27	11			148
	Daily Precip.	0.1mm	6	6	5	6	4	6	18	19	4	5	5	9	93
		10.0mm		2		4	1	1	12	8	2			1	31
		30.0mm							6	4	1				11
		80.0mm													
		100.0mm													
	Hourly Max. Precip.	1.0mm	5	4	3	5	3	6	19	16	4	4	3	4	76
6.0mm					1	1	2	13	10	2			1	30	
10.0mm							1	10	6	1				18	
20.0mm							1	6	1	1				9	
30.0mm								2	1					3	
Daily Max. Wind Speed	0.5 ~ 3.3%									2	1		1	4	
	3.4 ~ 7.9%	23	18	20	14	20	24	21	23	25	27	23	22	260	
	8.0 ~ 13.8%	8	10	11	15	11	6	10	8	3	3	7	7	99	
	13.9%				1								1	2	
10 - Day Summary	Mean Temp.	1st	29	- 17	28	122	174	197	255	272	206	181	94	- 2	
		2nd	- 44	1	59	133	175	222	263	246	195	135	30	- 48	
		3rd	- 42	14	73	145	196	241	269	233	185	108	23	- 2	
	Mean Max. Temp.	1st	97	40	100	197	254	263	300	328	269	237	173	54	
		2nd	16	77	152	207	256	303	315	292	265	202	96	13	
		3rd	21	83	136	231	280	314	315	290	260	199	84	49	
	Mean Min. Temp.	1st	- 28	- 67	- 36	56	98	131	226	231	157	138	27	- 53	
		2nd	- 97	- 73	- 27	64	99	141	229	216	138	83	- 33	- 110	
		3rd	- 103	- 49	10	57	115	186	235	189	127	42	- 40	- 49	
	Mean Wind Speed	1st	11	12	15	15	14	16	12	9	8	9	11	12	
		2nd	12	13	11	16	14	12	12	11	13	11	13	13	
		3rd	12	12	12	17	13	12	12	12	10	12	13	11	
Total Precip.	1st			30	270	105	130	3365	805	35	110	55	105		
	2nd	55	235		420	5		835	1120	690	65		15		
	3rd	85	135	85		125	400	560	1070	250		45	175		

Element		1	2	3	4	5	6	7	8	9	10	11	12					
(0.1 )	Air Temp.	Mean	0	17	71	147	198	234	273	263	215	158	69	2	137			
	Mean Max.	52	73	134	214	269	298	315	309	270	213	126	49	194				
	Mean Min.	- 44	- 35	14	88	134	180	242	227	167	113	17	- 41	89				
	Highest	148	156	192	290	322	350	345	369	297	285	215	128	369				
	Date	8	16	30	16	29	23	21	6	25	9	7	3	08/06				
	Lowest	- 115	- 81	- 32	21	103	124	219	166	100	12	- 43	- 106	- 115				
	Date	15	2	3	2	7	4	1	31	30	31	19	14	01/15				
(0.1mm)	Precip.	00~24h Total	100	365	130	675	225	500	3910	4205	1105	310	115	250	11890			
		Highest. 1	Daily	50	150	85	255	75	230	750	640	690	120	60	190	750		
		Date	29	22	31	17	31	27	3	14	11	1	24	24	07/03			
		Hourly	20	60	40	70	75	170	380	535	200	55	20	70	535			
	Date	29	20	31	17	31	27	9	11	11	11	26	24	08/11				
(0.1%)	Wind	Mean Speed	11	13	13	15	15	14	12	12	10	9	11	12	12			
		Highest Gust Speed	83	88	92	100	101	91	111	110	78	74	106	89	111			
		Dir.	WSW	SSW	SSW	WSW	WSW	WSW	S	SSE	NNE	NNW	SW	N	S			
	Date	27	19	9	28	13	9	9	1	15	29	10	10	07/09				
(0.1%)	Wind Directions Only	Hourly Occurrence Maximum Speed	NNE	21	20	19	24	23	24	16	31	26	28	17	21	31		
			NE	20	18	16	25	24	22	26	25	27	28	18	22	28		
			ENE	20	15	15	48	17	23	26	27	31	21	13	10	48		
			E	19	12	14	30	29	28	27	30	31	29	10	13	31		
			ESE	24	14	19	26	22	32	34	37	31	32	15	12	37		
			SE	9	13	25	31	10	20	38	25	21	18	12	9	38		
			SSE	12		21	13	21	20	29	34	17	14	9	19	34		
			S	11	16	31	19	15	28	22	37	19	15	15	18	37		
			SSW	22	23	22	27	32	29	30	34	28	18	33	31	34		
			SW	46	32	59	45	50	44	39	44	39	21	52	29	59		
			WSW	31	38	55	55	57	45	41	39	30	18	43	28	57		
			W	37	36	29	43	42	24	26	19	29	35	32	33	43		
			WNW	32	37	42	35	37	27	21	20	22	34	34	35	42		
			NW	36	36	37	37	35	33	15	24	22	30	40	42	42		
			NNW	40	37	45	36	30	34	22	32	31	35	32	32	45		
			N	18	14	22	24	16	32	14	27	29	27	28	19	32		
			(0.1%)	Hourly Occurrence Percentage	CALM	306	260	227	172	203	124	173	190	288	323	275	261	233
					NNE	34	19	19	26	17	29	16	47	46	59	19	27	30
					NE	23	15	26	18	9	21	19	51	47	47	11	19	26
					ENE	12	4	11	14	9	24	28	51	54	51	11	4	23
E	7	9			11	17	13	24	20	47	63	59	3	7	23			
ESE	36	21			31	42	22	68	54	110	71	97	33	27	51			
SE	8	19			28	25	12	25	32	66	39	50	29	19	29			
SSE	8				17	10	16	29	30	35	22	8	7	12	16			
S	13	25			24	26	34	43	55	34	33	15	19	16	28			
SSW	45	63			94	68	117	92	167	69	56	24	60	47	75			
SW	67	113			130	178	207	181	203	99	56	24	115	69	120			
WSW	86	89			87	171	167	122	130	43	51	19	64	47	90			
W	69	73			58	54	40	33	27	28	35	22	50	82	47			
WNW	94	124	67	46	36	40	17	16	22	27	61	108	54					
NW	76	92	67	56	43	53	15	26	49	52	97	114	61					
NNW	82	57	74	53	38	56	8	60	47	81	103	114	64					
N	32	16	28	25	15	38	5	28	21	43	42	27	27					

Element		1	2	3	4	5	6	7	8	9	10	11	12		
Number of Days With Classified	Daily Max. Temp.	0.0	3	1										1	5
		0.1 ~ 10.0	23	20	5								8	28	84
		10.1 ~ 20.0	5	7	26	9	1	1				14	21	2	86
		20.1 ~ 30.0				21	26	13	8	11	30	17	1		127
		30.1					4	16	23	20					63
	Daily Mean Temp.	-5.0	3											2	5
		-4.9 ~ 0.0	13	7	1									14	35
		0.1 ~ 10.0	15	21	26	2						2	24	15	105
		10.1 ~ 20.0			4	26	14	2		1	4	26	6		83
		20.1				2	17	28	31	30	26	3			137
	Daily Min. Temp.	-15.0	16	7										12	35
		-14.9 ~ -5.0	11	19	12								13	18	73
		-4.9 ~ 0.0	4	2	19	17					1	12	16	1	72
		0.1 ~ 10.0				13	31	30	31	31	29	19	1		185
		10.1													
	Daily Precip.	0.1mm	5	6	6	8	6	6	21	15	5	6	4	7	95
		10.0mm		2		4		1	10	10	2	2		1	32
		30.0mm							6	7	2				15
		80.0mm													
		100.0mm													
Hourly Max. Precip.	1.0mm	4	5	2	5	3	6	19	15	4	5	3	3	74	
	6.0mm		1		1	1	2	13	10	2			1	31	
	10.0mm						2	8	9	2				21	
	20.0mm							6	7	1				14	
	30.0mm							2	3					5	
Daily Max. Wind Speed	0.5 ~ 3.3%	7	3		1			1		1	4	6	3	26	
	3.4 ~ 7.9%	23	24	27	24	25	29	28	28	29	27	22	27	313	
	8.0 ~ 13.8%	1	1	4	5	6	1	2	3			2	1	26	
	13.9%														
10 - Day Summary	Mean Temp. (0.1 )	1st	47	0	42	134	189	209	264	286	223	193	113	18	
		2nd	-25	22	80	147	191	239	272	255	217	154	50	-28	
		3rd	-21	32	89	159	212	254	280	249	204	130	43	13	
	Mean Max. Temp. (0.1 )	1st	102	47	105	198	257	266	307	337	273	239	180	65	
		2nd	26	87	154	211	263	310	318	296	269	204	104	24	
		3rd	31	89	142	232	286	317	319	297	267	197	93	58	
	Mean Min. Temp. (0.1 )	1st	3	-40	-10	80	126	156	235	247	178	157	55	-25	
		2nd	-65	-40	11	95	125	174	238	226	169	111	1	-77	
		3rd	-68	-21	40	89	148	209	252	211	153	75	-4	-24	
	Mean Wind Speed (0.1%)	1st	11	13	17	14	15	17	11	12	8	9	10	12	
		2nd	11	13	10	16	16	13	14	11	14	11	12	13	
		3rd	11	11	12	16	14	13	13	13	9	9	11	11	
Total Precip. (0.1mm)	1st			15	265	90	140	2690	1245	25	175	20	45		
	2nd	15	215	5	405	5		440	1780	715	135		5		
	3rd	85	150	110	5	130	360	780	1180	365		95	200		

Element		1	2	3	4	5	6	7	8	9	10	11	12					
(0.1 )	Air Temp.	Mean	-21	-2	55	131	178	220	258	246	194	139	50	-15	119			
		Mean Max.	40	63	127	207	258	295	306	298	260	205	120	44	185			
		Mean Min.	-75	-62	-14	58	101	151	226	208	142	87	-14	-68	62			
		Highest	132	149	186	281	315	345	341	355	288	270	207	125	355			
		Date	8	16	30	30	29	23	21	6	26	9	7	3	08/06			
		Lowest	-137	-109	-56	-5	68	87	196	141	67	-18	-76	-131	-137			
		Date	15	2	3	2	3	4	27	31	30	31	19	14	01/15			
(0.1mm)	Precip.	00~24h Total	105	400	185	655	240	505	3730	3145	1000	275	125	250	10615			
		Highest. 1	Daily	45	170	75	250	60	320	640	705	620	105	65	170	705		
			Date	29	20	31	17	31	27	3	14	11	11	24	24	08/14		
			Hourly	20	80	45	65	55	230	360	400	170	40	25	65	400		
(0.1%)	Wind	Mean Speed	9	10	10	13	11	11	8	9	8	7	8	8	9			
		Highest Gust Speed	80	84	96	92	102	74	76	74	74	73	85	83	102			
		Dir.	WSW	W	WNW	SSW	WSW	SW	S	WSW	NW	SW	SW	WNW	WSW			
(0.1%)	Wind Directions Only	Date	27	9	6	10	13	21	17	21	15	29	10	4	05/13			
		Hourly Occurrence Maximum Speed	NNE	16	16	23	28	26	23	23	19	17	18	15	17	28		
			NE	14	14	23	19	16	18	15	17	19	23	9		23		
			ENE	20	21	22	15	17	16	20	20	17	16	6	15	22		
			E	20	16	29	13	21	24	23	19	13	9	23	17	29		
			ESE	10	9	18	15	14	20	18	19	18	11	11	14	20		
			SE	6	15	13	12	13	15	19	17	16	14	16	14	19		
			SSE	11	29	26	25	17	18	20	23	17	16	17	11	29		
			S	18	22	27	30	36	22	27	27	18	11	31	12	36		
			SSW	20	23	22	32	51	25	29	32	22	11	28	34	51		
			SW	41	35	46	46	42	37	34	33	27	19	38	34	46		
			WSW	27	35	48	39	41	33	25	32	23	21	35	25	48		
			W	26	29	23	38	31	25	25	25	19	23	26	27	38		
			WNW	37	32	38	23	38	26	20	24	20	26	29	36	38		
			NW	37	36	40	37	40	27	18	25	28	30	36	34	40		
			NNW	41	38	40	36	37	31	26	30	30	35	36	34	41		
			N	48	37	34	44	28	28	22	28	28	25	41	38	48		
			(0.1%)	Hourly Occurrence Percentage	CALM	497	427	401	333	366	288	360	304	451	491	521	501	412
					NNE	18	10	30	24	35	46	30	43	38	34	7	7	27
NE	8	4			15	13	5	34	17	28	31	19	7		15			
ENE	7	12			5	10	7	20	12	27	22	13	1	3	12			
E	4	4			20	8	16	24	36	31	11	15	7	7	15			
ESE	9	9			32	14	26	19	47	51	36	20	8	4	23			
SE	8	10			16	22	26	36	58	65	43	31	15	13	29			
SSE	4	4			17	18	35	23	86	55	28	26	18	9	27			
S	4	15			17	35	34	36	67	44	22	13	22	8	27			
SSW	12	21			31	40	51	33	38	26	31	9	18	13	27			
SW	30	60			87	124	110	91	60	35	32	9	39	39	60			
WSW	58	25			40	108	75	70	48	23	29	26	21	31	46			
W	30	39			27	39	32	19	22	31	13	22	24	24	27			
WNW	57	52			36	29	40	33	22	23	29	43	38	66	39			
NW	90	122			73	50	43	51	19	39	44	73	92	127	68			
NNW	80	100			71	43	47	81	42	85	74	93	96	82	74			
N	85	84			81	90	52	97	36	91	67	65	67	66	73			



Element		1	2	3	4	5	6	7	8	9	10	11	12		
Number of Days With Classified	Daily Max. Temp.	0.0	7	1										5	13
		0.1 ~ 10.0	22	23	7								9	23	84
		10.1 ~ 20.0	2	4	24	13	2					15	20	3	83
		20.1 ~ 30.0				17	28	15	13	15	30	16	1		135
		30.1					1	13	18	16					48
	Daily Mean Temp.	- 5.0	9	1										5	15
		- 4.9 ~ 0.0	12	15	1								3	16	47
		0.1 ~ 10.0	10	12	30	3						3	22	10	90
		10.1 ~ 20.0				27	29	4		2	16	27	5		110
		20.1					2	24	31	29	14	1			101
	Daily Min. Temp.	- 15.0													
		- 14.9 ~ - 5.0	21	22	2								6	22	73
		- 4.9 ~ 0.0	9	6	22	1						2	15	9	64
		0.1 ~ 10.0	1		7	26	16	3			3	18	9		83
		10.1				3	15	25	31	31	27	11			143
	Daily Precip.	0.1mm	6	7	10	8	6	6	21	18	5	6	4	8	105
		10.0mm		2		4		1	13	8	2	1		1	32
		30.0mm						1	4	6	2				13
		80.0mm													
		100.0mm													
	Hourly Max. Precip.	1.0mm	4	5	6	7	5	6	18	13	4	5	4	3	80
6.0mm			1		1		2	13	8	2			1	28	
10.0mm							2	10	8	2				22	
20.0mm							2	5	3					10	
30.0mm								2	1					3	
Daily Max. Wind Speed	0.5 ~ 3.3%	3	1		1			4	2	6	3	5	5	30	
	3.4 ~ 7.9%	26	26	29	24	29	28	27	29	24	28	24	24	318	
	8.0 ~ 13.8%	2	1	2	5	2						1	2	15	
	13.9%														
10 - Day Summary	Mean Temp. (0.1 )	1st	26	- 19	30	122	170	196	251	269	203	177	93	2	
		2nd	- 46	0	59	131	172	220	258	241	197	136	31	- 46	
		3rd	- 42	15	73	142	190	239	265	230	181	106	26	- 4	
	Mean Max. Temp. (0.1 )	1st	88	38	98	191	247	265	298	324	263	231	172	60	
		2nd	15	74	147	205	251	302	310	288	259	195	98	18	
		3rd	20	82	133	226	275	311	310	285	257	189	90	52	
	Mean Min. Temp. (0.1 )	1st	- 28	- 67	- 34	58	96	124	224	230	157	137	25	- 49	
		2nd	- 94	- 72	- 25	63	96	140	222	213	142	85	- 33	- 104	
		3rd	- 100	- 44	14	54	110	184	233	184	126	45	- 33	- 53	
	Mean Wind Speed (0.1%)	1st	9	10	13	12	11	13	8	8	6	7	7	9	
		2nd	8	11	8	13	11	11	8	11	10	8	9	9	
		3rd	9	10	10	13	10	9	9	8	6	6	8	7	
Total Precip. (0.1mm)	1st		10	40	250	90	110	2390	450	20	145	25	50		
	2nd	30	260		400	40		650	1605	635	130		5		
	3rd	75	130	145	5	110	395	690	1090	345		100	195		

Element		1	2	3	4	5	6	7	8	9	10	11	12					
(0.1 )	Air Temp.	Mean	- 12	4	54	127	180	219	266	254	202	148	53	- 9	124			
		Mean Max.	49	68	132	206	259	286	310	305	266	213	123	46	189			
		Mean Min.	- 68	- 59	- 17	57	110	163	235	216	149	94	- 10	- 61	67			
		Highest	140	148	191	283	299	335	339	358	300	279	221	136	358			
		Date	8	16	30	16	28	23	21	5	26	9	7	3	08/05			
		Lowest	- 138	- 100	- 60	- 13	72	99	215	141	70	- 23	- 60	- 123	- 138			
		Date	24	2	3	2	7	4	1	31	30	31	19	14	01/24			
(0.1mm)	Precip.	00~24h Total	145	375	105	545	380	1015	3525	1895	885	395	195	320	9780			
		Highest. 1	Daily	65	205	30	210	155	400	960	650	500	245	65	235	960		
			Date	29	22	2	17	9	28	6	14	11	1	24	24	07/06		
			Hourly	20	35	20	60	50	355	505	190	155	60	45	65	505		
	Date	29	22	2	17	24	28	6	21	11	1	26	24	07/06				
(0.1%)	Wind	Mean Speed	12	14	14	18	13	13	13	13	12	13	12	12	13			
		Highest Gust Speed	109	136	139	138	106	94	108	107	114	101	117	112	139			
		* Dir.	SSW	SSW	N	SSW	SW	SSW	SSW	SW	E	NE	NNW	NW	N			
	Date	27	19	14	14	13	7	9	24	16	22	10	4	03/14				
(0.1%)	Wind Directions Only	Hourly Occurrence Maximum Speed	NNE	24	23	30	31	24	31	21	24	28	34	31	28	34		
			NE	31	35	30	48	38	26	28	30	45	49	26	29	49		
			ENE	36	42	34	65	34	32	34	30	47	46	27	28	65		
			E	29	16	36	50	23	34	32	38	51	35	21	28	51		
			ESE	15	22	13	20	32	37	26	47	24	25	11	19	47		
			SE	8	11	22		26	11	23	24	7	6	16	11	26		
			SSE	12	9	22	25	22	20	22	42	13	8	25	20	42		
			S	25	25	30	38	24	35	49	49	14	14	58	24	58		
			SSW	65	58	38	85	43	37	52	51	38	25	59	43	85		
			SW	34	55	47	68	51	31	41	41	27	22	44	36	68		
			WSW	26	47	46	42	30	24	29	42	24	11	38	16	47		
			W	18	19	29	31	32	27	28	21	21	15	18	20	32		
			WNW	28	26	35	37	32	27	19	18	23	18	28	23	37		
			NW	46	52	51	45	29	44	20	30	26	47	41	58	58		
			NNW	50	41	34	45	23	29	18	33	22	33	47	48	50		
			N	32	42	35	24	21	22	17	25	31	29	38	31	42		
			(0.1%)	Hourly Occurrence Percentage	CALM	207	190	159	122	159	149	242	183	218	210	254	233	194
					NNE	87	51	55	36	27	53	17	82	115	103	71	74	64
					NE	83	46	39	53	54	53	43	133	153	231	43	71	84
					ENE	48	30	23	58	32	56	47	94	114	103	28	26	55
					E	27	12	12	11	8	24	17	44	36	42	17	30	23
					ESE	15	9	1	10	11	11	5	8	14	7	10	12	9
					SE	8	3	11		8	7	9	9	3	1	6	8	6
					SSE	7	6	11	7	13	8	4	7	1	5	17	20	9
					S	31	30	27	22	34	21	40	48	13	22	42	35	30
					SSW	73	104	124	156	155	145	222	102	68	26	110	71	113
					SW	77	104	155	176	161	103	124	60	53	31	54	52	96
WSW	23	54			89	106	91	100	67	30	32	5	32	22	54			
W	23	27			60	63	109	97	79	24	25	15	21	20	47			
WNW	34	40	56	42	54	49	42	40	22	12	44	38	39					
NW	89	182	83	54	40	60	12	36	35	50	79	144	71					
NNW	91	54	52	57	22	40	13	55	44	54	78	85	54					
N	78	60	43	28	23	25	15	43	54	83	96	60	51					

Element		1	2	3	4	5	6	7	8	9	10	11	12		
Number of Days With Classified	Daily Max. Temp.	0.0	4	1										1	6
		0.1 ~ 10.0	24	21	4								10	28	87
		10.1 ~ 20.0	3	6	27	12	1	1				11	19	2	82
		20.1 ~ 30.0				18	30	18	10	11	30	20	1		138
		30.1						11	21	20					52
	Daily Mean Temp.	- 5.0	5											4	9
		- 4.9 ~ 0.0	14	14	1								2	14	45
		0.1 ~ 10.0	12	14	30	4						2	23	13	98
		10.1 ~ 20.0				26	25	8		1	12	26	5		103
		20.1					6	22	31	30	18	3			110
	Daily Min. Temp.	- 15.0												3	19
		- 14.9 ~ - 5.0	21	18	3									19	64
		- 4.9 ~ 0.0	8	10	21	2						2	19	11	73
		0.1 ~ 10.0	2		7	28	14	1			3	17	8	1	81
		10.1					17	29	31	31	27	12			147
	Daily Precip.	0.1mm	6	6	7	6	6	7	20	15	4	5	6	7	95
		10.0mm		1		3	2	3	10	4	2	1		1	27
		30.0mm						1	4	2	2				9
		80.0mm							1						1
		100.0mm													
	Hourly Max. Precip.	1.0mm	6	6	5	4	5	6	17	13	3	4	6	5	80
6.0mm					1		3	9	5	2	1		1	22	
10.0mm							3	8	2	2				15	
20.0mm							1	3						4	
30.0mm							1	1						2	
Daily Max. Wind Speed	0.5 ~ 3.3%	3	1									1	4	9	
	3.4 ~ 7.9%	22	20	26	11	23	27	20	28	26	26	23	22	274	
	8.0 ~ 13.8%	6	7	4	19	8	3	11	3	4	5	6	5	81	
	13.9%			1										1	
10 - Day Summary	Mean Temp. (0.1 )	1st	31	- 10	26	116	172	196	260	278	212	182	96	11	
		2nd	- 36	8	60	127	173	221	262	250	204	146	34	- 37	
		3rd	- 30	15	74	139	194	240	275	235	191	117	29	0	
	Mean Max. Temp. (0.1 )	1st	96	44	101	195	251	256	303	330	271	238	178	65	
		2nd	26	82	152	198	252	296	308	297	266	204	101	21	
		3rd	27	82	143	226	272	305	319	290	261	198	91	53	
	Mean Min. Temp. (0.1 )	1st	- 21	- 60	- 38	52	104	138	231	240	166	140	23	- 41	
		2nd	- 90	- 67	- 30	66	103	153	229	219	148	97	- 27	- 99	
		3rd	- 91	- 49	12	53	123	196	243	192	131	49	- 27	- 46	
	Mean Wind Speed (0.1%)	1st	12	13	16	19	15	15	15	11	11	12	9	13	
		2nd	12	15	12	20	14	13	12	13	17	15	12	12	
		3rd	13	13	13	15	12	11	11	14	10	12	14	10	
Total Precip. (0.1mm)	1st		20	65	285	185	130	2680	205	35	300	25	40		
	2nd	30	150		255	10		500	1040	500	95		25		
	3rd	115	205	40	5	185	885	345	650	350		170	255		

Element		1	2	3	4	5	6	7	8	9	10	11	12			
(0.1 )	Air Temp.	Mean	- 12	- 1	44	117	167	207	259	250	203	144	58	- 5	119	
		Mean Max.	44	54	112	181	233	267	291	295	264	211	120	45	176	
		Mean Min.	- 66	- 55	- 22	56	105	153	235	214	148	83	- 4	- 54	66	
		Highest	112	125	182	255	283	310	329	353	303	257	207	106	353	
		Date	4	16	19	16	3	23	25	5	26	9	7	3	08/05	
		Lowest	- 134	- 100	- 56	- 15	66	94	206	148	75	- 5	- 65	- 121	- 134	
		Date	24	2	8	2	6	11	1	31	29	30	19	14	01/24	
(0.1mm)	Precip.	00~24h Total	180	250	60	380	410	175	2325	2315	405	180	150	365	7195	
		Highest. 1	Daily	70	105	30	190	180	85	585	725	245	95	40	140	725
			Date	20	22	1	5	9	26	3	20	11	1	25	24	08/20
			Hourly	45	40	20	50	75	85	220	230	100	20	40	45	230
(0.1%)	Wind	Date	20	19	2	5	23	26	3	28	27	11	26	24	08/28	
		Mean Speed	12	15	16	20	18	16	17	14	13	12	13	11	15	
(0.1%)	Wind	Highest Gust Speed	123	97	109	115	113	82	96	101	95	86	114	110	123	
		Dir.	WSW	N	SW	SW	WSW	WSW	SW	SSW	E	NE	SW	W	WSW	
(0.1%)	Wind	Date	27	20	9	14	13	21	3	24	15	22	23	18	01/27	
		Hourly Occurrence Maximum Speed	27	30	22	27	16	20	17	22	23	44	39	31	44	
(0.1%)	Wind Directions Only	NNE	26	18	23	35	23	28	20	25	32	48	17	24	48	
		NE	44	43	37	55	31	38	36	54	56	53	35	29	56	
		ENE	26	29	31	37	30	29	23	28	31	36	22	21	37	
		E	15	6	13	12	18	20	17	16	24	6	20	27	27	
		ESE	11	26	29	28	19	20	22	24	16	11	21	21	29	
		SE	23	37	36	21	29	28	25	26	20	13	13	29	37	
		SSE	32	39	32	34	43	16	30	30	31	12	48	16	48	
		S	36	48	36	52	69	43	52	54	47	23	58	35	69	
		SSW	41	42	78	67	66	56	52	53	46	35	47	42	78	
		SW	38	50	44	63	50	45	44	29	38	28	37	47	63	
		WSW	63	53	54	59	47	48	29	32	34	38	46	50	63	
		W	31	38	34	33	27	25	22	19	26	30	30	30	38	
		WNW	35	31	30	24	19	21	15	42	20	24	32	25	42	
		NW	31	35	39	27	19	22	11	22	21	20	26	28	39	
		NNW	34	26	26	32	24	24	19	19	27	27	35	28	35	
		(0.1%)	Hourly Occurrence Percentage	CALM	280	241	212	150	165	164	202	274	262	228	213	257
NNE	26			18	13	13	3	7	4	13	21	39	32	48	20	
NE	27			18	18	31	15	10	9	31	38	39	25	31	24	
ENE	71			22	35	63	35	51	42	152	152	162	47	55	74	
E	16			9	12	13	22	33	19	47	35	35	22	23	24	
ESE	4			1	3	6	3	14	4	11	8	8	17	5	7	
SE	4			10	7	11	9	6	13	20	8	5	7	7	9	
SSE	9			6	8	11	15	8	23	28	7	3	8	4	11	
S	5			22	5	19	16	11	30	11	10	1	19	20	14	
SSW	13			37	16	81	85	72	209	90	42	7	46	23	60	
SW	28			45	82	240	305	244	327	103	95	43	63	58	137	
WSW	100			101	198	161	181	171	62	67	113	136	129	106	127	
W	222			249	278	135	97	154	36	79	124	107	197	143	151	
WNW	78			107	58	25	23	33	12	23	39	96	54	75	52	
NW	51			64	32	14	12	8	1	19	19	45	54	57	31	
NNW	26			30	11	13	5	3	3	15	13	23	33	39	18	
N	38	19	12	17	9	10	3	16	15	22	33	48	20			

Element		1	2	3	4	5	6	7	8	9	10	11	12		
Number of Days With Classified	Daily Max. Temp.	0.0	3	2										3	8
		0.1 ~ 10.0	23	23	8								10	26	90
		10.1 ~ 20.0	5	3	23	23	5	1				10	19	2	91
		20.1 ~ 30.0				7	26	26	18	18	29	21	1		146
		30.1						3	13	13	1				30
	Daily Mean Temp.	- 5.0	7											4	11
		- 4.9 ~ 0.0	14	16	1								2	14	47
		0.1 ~ 10.0	10	12	30	5						2	22	13	94
		10.1 ~ 20.0				25	29	11		2	11	28	6		112
		20.1					2	19	31	29	19	1			101
	Daily Min. Temp.	- 15.0												2	17
		- 14.9 ~ - 5.0	19	18	2								2	17	58
		- 4.9 ~ 0.0	10	10	24	2						2	17	13	78
		0.1 ~ 10.0	2		5	25	16	2			2	18	11	1	82
		10.1				3	15	28	31	31	28	11			147
	Daily Precip.	0.1mm	7	6	3	5	6	4	16	15	4	4	7	11	88
		10.0mm		1		2	2		6	7	2			1	21
		30.0mm							3	2					5
		80.0mm													
		100.0mm													
	Hourly Max. Precip.	1.0mm	5	4	3	5	5	3	14	13	3	3	6	6	70
6.0mm						1	1	6	8	1				17	
10.0mm								5	6	1				12	
20.0mm								2	2					4	
30.0mm															
Daily Max. Wind Speed	0.5 ~ 3.3%												2	2	
	3.4 ~ 7.9%	28	24	24	18	22	29	25	25	28	30	25	25	303	
	8.0 ~ 13.8%	3	4	7	12	9	1	6	6	2	1	5	4	60	
	13.9%														
10 - Day Summary	Mean Temp. (0.1 )	1st	36	- 12	20	104	161	186	252	274	212	180	100	14	
		2nd	- 35	1	49	119	156	206	256	247	203	137	41	- 33	
		3rd	- 33	8	61	129	183	229	269	233	193	119	31	2	
	Mean Max. Temp. (0.1 )	1st	90	31	79	169	231	241	280	323	272	232	169	62	
		2nd	22	66	132	175	220	274	293	284	264	204	98	19	
		3rd	23	67	124	199	247	285	299	280	257	198	92	53	
	Mean Min. Temp. (0.1 )	1st	- 15	- 55	- 37	48	98	131	231	235	162	128	34	- 35	
		2nd	- 89	- 62	- 28	68	97	142	228	217	147	72	- 19	- 85	
		3rd	- 93	- 47	- 3	53	119	185	246	191	135	51	- 29	- 42	
	Mean Wind Speed (0.1%)	1st	14	13	17	20	18	19	22	10	9	13	12	13	
		2nd	10	17	15	21	19	16	16	16	17	12	13	12	
		3rd	12	15	16	21	18	13	14	15	13	11	14	10	
Total Precip. (0.1mm)	1st		5	60	190	210	85	1555	230	25	125	30	140		
	2nd	90	140		190	35		490	1595	245	55		50		
	3rd	90	105			165	90	280	490	135		120	175		

Element		1	2	3	4	5	6	7	8	9	10	11	12				
(0.1 )	Air Temp.	Mean	4	9	47	110	165	202	257	254	154	78	9				
	Mean Max.	46	50	89	152	209	237	286	291	200	122	47					
	Mean Min.	-39	-39	-6	70	124	171	236	221	106	27	-32					
	Highest	118	120	138	198	261	280	317	335	281	254	209	119	335			
	Date	6	16	11	30	30	20	20	5	26	10	7	3	08/05			
	Lowest	-87	-72	-44	-6	96	113	212	155	98	6	-35	-98	-98			
	Date	25	21	3	2	15	4	1	31	30	31	21	14	12/14			
(0.1mm)	Precip.	00~24h Total	145	230	130	535	805	230	1795	2000	740	235	135	380	7360		
		Highest. 1 Daily	65	115	50	180	345	90	455	405	480	155	40	180	480		
	Hourly	20	50	40	60	340	70	250	150	150	35	20	65	340			
	Date	29	20	2	17	31	26	15	9	11	1	26	24	05/31			
(0.1%)	Wind	Mean Speed	45	48	39	35	32	31	28	31	32	34	45	42	37		
		Highest Gust Speed	217	168	150	142	144	126	146	124	139	190	207	209	217		
		Dir.	NW	NW	NW	NW	SW	NW	WSW	NW	NNW	NNW	WNW	NNW	NW		
(0.1%)	Wind Directions Only	Date	20	5	6	26	13	7	17	28	28	29	23	10	01/20		
		Hourly Occurrence Maximum Speed	51	47	38	45	29	16	45	40	41	53	56	56			
		NNE	56	40	31	30	22	13	24	34	36	57	56	58	58		
		NE	45	32	28	62	49	42	23	67	76	60	47	35	76		
		ENE	75	92	57	85	72	54	78	84	89	113	52	49	113		
		E	68	103	32	57	77	75	63	65	75	83	45	54	103		
		ESE	53	66	56	87	55	92	51	83	82	34	72	65	92		
		SE	65	77	46	67	66	77	60	72	39	35	61	58	77		
		SSE	47	57	45	68	62	49	66	69	51	37	63	58	69		
		S	49	23	23	58	41	43	62	57	40	22	64	49	64		
		SSW	47	63	57	71	42	51	64	69	49	27	62	41	71		
		SW	42	76	82	74	99	34	49	57	50	20	75	68	99		
		WSW	73	56	68	54	81	52	101	42	49	33	120	92	120		
		W	172	72	97	96	80	79	40	64	66	61	134	102	172		
		WNW	175	135	130	95	99	103	66	82	99	155	156	140	175		
		NW	175	129	132	79	108	74	57	85	103	158	144	149	175		
		NNW	95	85	78	55	57	55	25	66	60	68	96	89	96		
		(0.1%)	Hourly Occurrence Percentage	CALM	4	1	7	10	13	14	20	17	5	8	3	1	9
				NNE	63	60	20	13	7	11	39	26	109	60	108	43	
				NE	47	24	17	8	9	7	3	20	43	56	24	78	28
ENE	42			27	35	19	17	18	9	27	69	98	24	36	35		
E	168			107	126	96	106	113	69	159	210	180	133	115	131		
ESE	96			97	81	63	75	72	55	134	140	97	111	89	92		
SE	54			39	39	58	77	64	83	78	46	26	72	115	63		
SSE	50			67	34	99	63	43	116	65	35	11	67	93	62		
S	12			31	17	82	93	54	204	50	21	11	36	43	55		
SSW	11			3	4	46	30	32	121	50	21	4	15	9	29		
SW	9			12	9	25	30	25	71	35	12	1	14	8	21		
WSW	4			22	9	42	32	15	46	8	11	9	17	5	18		
W	9			24	55	60	90	63	46	40	27	15	24	18	39		
WNW	43			39	133	92	136	124	66	75	75	43	43	16	74		
NW	89			116	169	117	94	167	54	67	78	74	113	24	97		
NNW	218			275	180	146	101	151	24	81	96	129	172	154	143		
N	80	57	63	26	27	28	13	55	85	129	74	88	60				

Element		1	2	3	4	5	6	7	8	9	10	11	12		
Number of Days With Classified	Daily Max. Temp.	0.0	3	1										4	8
		0.1 ~ 10.0	27	25	22	1							7	25	107
		10.1 ~ 20.0	1	2	9	29	13	3				13	18	2	90
		20.1 ~ 30.0					18	27	24	20	21	18	1		129
		30.1							7	11					18
	Daily Mean Temp.	- 5.0													
		- 4.9 ~ 0.0	17	11										12	40
		0.1 ~ 10.0	14	17	31	8						2	19	19	110
		10.1 ~ 20.0				22	29	14		1	6	28	7		107
		20.1					2	16	31	30	15	1			95
	Daily Min. Temp.	- 15.0													
		- 14.9 ~ - 5.0	16	9										12	37
		- 4.9 ~ 0.0	11	18	20	2							6	15	72
		0.1 ~ 10.0	4	1	11	23	6				1	15	20	4	85
		10.1				5	25	30	31	31	20	16			158
	Daily Precip.	0.1mm	7	6	5	5	6	4	15	13	4	6	8	11	90
		10.0mm		1		3	3		6	7	2	1		1	24
		30.0mm					1		1	3	1				6
		80.0mm													
		100.0mm													
	Hourly Max. Precip.	1.0mm	4	4	4	5	4	4	12	13	4	3	7	10	74
6.0mm					1	3	1	6	9	2			1	23	
10.0mm						2		3	6	1				12	
20.0mm						1		1						2	
30.0mm						1								1	
Daily Max. Wind Speed	0.5 ~ 3.3%														
	3.4 ~ 7.9%	11	10	17	13	17	19	20	16	14	10	10	10	167	
	8.0 ~ 13.8%	12	11	12	16	13	11	10	15	11	18	10	12	151	
	13.9%	8	7	2	1	1		1		1	3	10	9	43	
10 - Day Summary	Mean Temp. (0.1 )	1st	43	0	27	92	152	182	249	275		184	110	27	
		2nd	- 14	12	49	113	161	203	253	248		151		- 19	
		3rd	- 14	16	62	126	182	222	267	240	196	130	48	17	
	Mean Max. Temp. (0.1 )	1st	84	31	68	138	201	208	277	315		224	158	66	
		2nd	27	63	98	151	201	243	287	283		198		22	
		3rd	28	58	98	167	224	259	293	275	244	181	91	53	
	Mean Min. Temp. (0.1 )	1st	1	- 35	- 26	52	115	153	230	241		147	52	- 17	
		2nd	- 61	- 45	- 12	80	117	162	230	221		103		- 62	
		3rd	- 57	- 36	18	77	139	199	246	203	151	73	- 1	- 17	
	Mean Wind Speed (0.1%)	1st	38	52	49	35	31	40	33	25		32	41	43	
		2nd	48	51	34	37	32	29	26	33	41	35	47	44	
		3rd	47	40	35	34	32	25	26	34	30	35	46	38	
Total Precip. (0.1mm)	1st		5	110	230	270	125	830	410	30	185	25	95		
	2nd	45	110		305	5		655	1165	480	50	10	75		
	3rd	100	115	20		530	105	310	425	230		100	210		

647 가

2017

Element		1	2	3	4	5	6	7	8	9	10	11	12					
(0.1 )	Air Temp.	Mean	- 16	3	52	133	183	224	263	249	192	139	48	- 15	121			
		Mean Max.	56	78	136	215	274	302	315	306	263	214	133	53	195			
		Mean Min.	- 78	- 59	- 21	50	98	150	228	211	137	87	- 21	- 75	59			
		Highest	142	165	194	304	342	356	352	362	296	286	228	131	362			
		Date	8	16	30	30	29	23	21	6	25	10	7	3	08/06			
		Lowest	- 152	- 112	- 62	- 9	57	0	180	147	63	- 31	- 76	- 145	- 152			
		Date	25	2	8	3	8	21	27	27	30	31	19	14	01/25			
(0.1mm)	Precip.	00~24h Total	55	410	210	545	235	885	2525	2485	1100	415	85	150	9100			
		Highest. 1	Daily	30	175	85	210	140	465	365	865	630	155	40	125	865		
			Date	29	22	31	17	9	28	15	14	11	12	24	24	08/14		
			Hourly	10	45	30	60	60	425	230	205	155	60	20	55	425		
	Date	29	20	31	17	9	28	6	24	11	11	24	24	06/28				
(0.1%)	Wind	Mean Speed	13	16	13	17	15	14	9	9	10	9	11	13	12			
		Highest Gust Speed	152	153	154	172	167	113	173	123	151	153	146	131	173			
		* Dir.	W	WSW	WSW	ENE	W	WSW	SW	WSW	NNE	NE	WSW	WSW	SW			
	Date	20	16	9	9	13	9	17	24	15	22	10	10	07/17				
(0.1%)	Wind Directions Only	Hourly Occurrence Maximum Speed	NNE	23	32	32	62	40	36	26	36	66	48	25	23	66		
			NE	49	29	40	86	47	49	43	55	59	70	39	33	86		
			ENE	41	43	40	42	35	43	27	28	37	44	19	21	44		
			E	10	13	21	14	20	13	13	13	12	22	13	9	22		
			ESE	11	15	14	21	14	15	17	12	16	17	22		22		
			SE	14	14	20	26	13	15	27	11	11	13	8	6	27		
			SSE	11	7	6	13	18	10	18	10	11	15	21	6	21		
			S	10	8	14	17	7	12	16	14	10	9	11	11	17		
			SSW	15	19	10	26	25	19	17	15	12	17	20	18	26		
			SW	41	43	34	35	31	37	99	63	43	25	73	50	99		
			WSW	79	71	72	76	79	67	48	51	53	64	73	71	79		
			W	60	69	59	72	70	51	31	32	32	45	51	57	72		
			WNW	37	48	39	40	47	41	22	25	23	28	39	44	48		
			NW	34	42	38	37	23	30	19	24	21	18	35	34	42		
			NNW	17	19	38	27	26	22	9	19	18	16	19	21	38		
			N	10	24	26	27	26	42	20	20	42	14	33	24	42		
			(0.1%)	Hourly Occurrence Percentage	CALM	464	378	418	302	388	311	408	452	529	528	471	423	423
					NNE	11	7	24	19	16	35	35	36	39	40	6	19	24
					NE	28	28	28	67	44	86	90	127	111	145	35	35	69
					ENE	35	36	48	49	34	71	36	79	68	48	21	23	46
					E	11	15	23	28	13	25	32	22	13	22	14	7	19
					ESE	9	9	11	19	7	10	16	34	14	17	11		13
					SE	5	12	9	18	5	8	9	11	10	13	8	4	9
					SSE	4	3	7	10	8	10	15	5	6	7	14	4	8
					S	5	9	5	10	4	8	13	8	6	15	15	13	9
					SSW	31	18	16	26	23	21	27	15	19	22	39	26	24
					SW	59	86	50	61	67	77	113	63	46	47	85	87	70
WSW	201	217			168	192	153	132	112	62	65	40	151	208	141			
W	89	131			101	93	142	95	34	19	32	15	47	74	72			
WNW	24	19			34	39	35	28	20	22	10	12	24	22	24			
NW	13	12			23	28	19	24	15	20	18	12	28	24	20			
NNW	7	7	15	22	24	29	4	9	7	7	13	17	13					
N	3	12	20	17	16	31	20	16	8	9	19	13	15					



647 가

2017

Element		1	2	3	4	5	6	7	8	9	10	11	12			
Number of Days With Classified	Daily Max. Temp.	0.0	3	1										1	5	
		0.1 ~ 10.0	23	18	6								8	28	83	
		10.1 ~ 20.0	5	9	25	9	1					1	10	19	2	81
		20.1 ~ 30.0				20	24	12	8	9	29	21	3			126
		30.1				1	6	18	23	22						70
	Daily Mean Temp.	- 5.0	7												5	12
		- 4.9 ~ 0.0	13	14	1								3	17	48	
		0.1 ~ 10.0	11	14	30	3						4	23	9	94	
		10.1 ~ 20.0				26	25	5		1	21	25	4		107	
		20.1				1	6	25	31	30	9	2			104	
	Daily Min. Temp.	- 15.0	2													2
		- 14.9 ~ - 5.0	19	21	6								6	22	74	
		- 4.9 ~ 0.0	9	6	19	3		1				2	17	9	66	
		0.1 ~ 10.0	1	1	6	27	18	3			3	17	7		83	
		10.1					13	26	31	31	27	12			140	
	Daily Precip.	0.1mm	3	6	8	9	4	7	19	18	5	5	5	4	93	
		10.0mm		2		2	1	2	8	8	2	1		1	27	
		30.0mm						1	2	1	2				6	
		80.0mm								1					1	
		100.0mm														
Hourly Max. Precip.	1.0mm	1	4	4	8	3	6	17	16	3	5	3	2	72		
	6.0mm				1	1	2	10	7	2	1			24		
	10.0mm						2	5	5	1				13		
	20.0mm						2	1	2					5		
	30.0mm						1							1		
Daily Max. Wind Speed	0.5 ~ 3.3%	2		1					2	2	1	3		11		
	3.4 ~ 7.9%	16	13	14	9	14	15	23	21	24	21	14	16	200		
	8.0 ~ 13.8%	12	14	15	17	14	15	7	8	3	8	12	15	140		
	13.9%	1	1	1	4	3		1		1	1	1		14		
10 - Day Summary	Mean Temp. (0.1 )	1st	27	- 11	30	119	170	202	259	271	200	179	88	1		
		2nd	- 40	10	54	135	176	226	264	242	197	138	29	- 44		
		3rd	- 35	13	71	147	200	244	265	234	179	102	26	- 4		
	Mean Max. Temp. (0.1 )	1st	98	54	108	196	257	274	311	326	268	239	190	67		
		2nd	34	88	159	209	266	309	319	293	261	204	109	29		
		3rd	37	94	141	240	295	322	315	299	261	200	101	61		
	Mean Min. Temp. (0.1 )	1st	- 30	- 61	- 38	46	89	136	231	230	150	140	14	- 55		
		2nd	- 96	- 65	- 39	55	91	139	223	215	138	93	- 40	- 112		
		3rd	- 105	- 48	10	51	112	176	229	190	122	35	- 36	- 58		
	Mean Wind Speed (0.1%)	1st	12	18	20	16	14	17	9	10	7	7	10	12		
		2nd	13	18	9	19	16	13	10	8	16	11	11	13		
		3rd	14	12	11	17	14	11	9	9	7	10	12	13		
Total Precip. (0.1mm)	1st		15	20	135	195	45	1305	555	45	170	15	20			
	2nd	20	220	5	395			545	1350	630	245					
	3rd	35	175	185	15	40	840	675	580	425		70	130			

		Element	1	2	3	4	5	6	7	8	9	10	11	12			
(0.1 )	Air Temp.	Mean	- 14	4	53	128	174	209	249	237	186	134	47	- 14	116		
		Mean Max.	42	63	119	196	245	273	287	280	245	194	108	36	174		
		Mean Min.	- 65	- 51	- 10	62	106	149	220	201	137	83	- 10	- 61	63		
		Highest	132	141	174	263	297	322	317	338	269	255	197	105	338		
		Date	8	16	30	16	29	23	21	6	25	9	7	3	08/06		
		Lowest	- 126	- 97	- 54	- 6	76	88	188	134	71	- 16	- 68	- 124	- 126		
		Date	24	2	8	2	6	4	27	31	30	31	19	14	01/24		
(0.1mm)	Precip.	00~24h Total	100	350	110	795	200	485	4840	3580	1185	280	100	320	12345		
		Highest. 1	Daily	50	150	40	280	95	240	1015	735	825	120	50	230	1015	
		Date	29	20	27	17	24	27	8	14	11	1	24	24	07/08		
		Hourly	15	65	15	70	80	235	505	490	240	50	20	95	505		
(0.1%)	Wind	Mean Speed	8	9	9	14	11	12	10	11	7	7	6	6	9		
		Highest Gust Speed	93	113	142	127	147	95	91	109	109	90	107	91	147		
		Dir.	ESE	W	NW	WSW	ENE	SE	SE	ESE	SE	E	SSW	NW	ENE		
		Date	5	19	27	14	9	5	25	13	15	18	10	11	05/09		
(0.1%)	Wind Directions Only	Hourly Occurrence Maximum Speed	23	22	25	30	16	28	17	19	28	20	30	23	30		
		NNE	28	22	26	36	21	21	18	17	33	25	31	19	36		
		NE	26	24	24	36	27	20	47	43	26	24	15	21	47		
		ENE	40	19	27	55	53	44	40	40	34	39	18	13	55		
		E	38	29	36	66	42	46	50	49	41	39	21	16	66		
		ESE	28	13	35	52	32	39	44	39	28	31	22	22	52		
		SE	12	18	43	33	24	36	21	38	20	27	25	24	43		
		SSE	26	26	28	35	27	30	25	33	31	13	28	27	35		
		S	26	28	35	38	31	36	28	34	27	13	27	24	38		
		SSW	31	35	38	41	38	34	30	26	27	19	37	34	41		
		SW	25	39	25	32	34	28	23	20	25	12	27	25	39		
		WSW	27	24	32	27	21	25	15	19	21	19	21	24	32		
		W	33	32	33	29	31	28	13	14	20	20	27	26	33		
		WNW	28	37	31	29	33	26	13	16	21	26	28	29	37		
		NW	18	26	26	28	24	22	12	18	19	20	17	20	28		
		NNW	17	24	27	22	22	25	17	18	16	19	19	18	27		
		(0.1%)	Hourly Occurrence Percentage	CALM	478	411	389	261	335	303	320	336	551	532	569	532	418
				NNE	44	42	38	26	13	42	16	17	26	39	42	45	32
				NE	28	33	26	31	13	31	23	26	40	47	25	42	30
				ENE	38	27	36	22	13	36	32	74	43	54	17	39	36
				E	32	24	39	42	30	72	50	71	51	63	18	9	42
				ESE	26	16	27	44	26	83	46	135	60	78	11	9	47
				SE	8	9	22	14	9	32	22	65	25	24	11	11	21
				SSE	7	12	27	21	13	15	40	39	13	13	17	12	19
				S	19	15	32	35	32	39	62	38	13	8	7	16	26
				SSW	23	49	35	117	79	71	116	52	24	9	53	23	54
				SW	40	64	72	157	168	83	164	46	33	19	47	60	80
WSW	58			52	54	72	93	49	69	24	28	11	32	50	49		
W	43			60	42	40	48	32	16	11	19	24	31	30	33		
WNW	58	60	62	43	51	36	9	19	29	19	46	51	40				
NW	46	61	47	26	36	31	5	15	17	15	17	32	29				
NNW	27	33	23	19	22	24	3	12	13	17	19	18	19				
N	24	34	28	29	17	22	8	20	15	27	39	20	24				

Element		1	2	3	4	5	6	7	8	9	10	11	12		
Number of Days With Classified	Daily Max. Temp.	0.0	7	1										4	12
		0.1 ~ 10.0	21	23	8								14	26	92
		10.1 ~ 20.0	3	4	23	19	2	1		1	1	18	16	1	89
		20.1 ~ 30.0				11	29	22	19	23	29	13			146
		30.1						7	12	7					26
	Daily Mean Temp.	- 5.0	8											5	13
		- 4.9 ~ 0.0	13	13	1								5	14	46
		0.1 ~ 10.0	10	15	30	4						4	21	12	96
		10.1 ~ 20.0				26	29	10		3	23	26	4		121
		20.1					2	20	31	28	7	1			89
	Daily Min. Temp.	- 15.0												4	19
		- 14.9 ~ - 5.0	20	15	1									19	59
		- 4.9 ~ 0.0	9	12	19	2						2	15	12	71
		0.1 ~ 10.0	2	1	11	24	15	3			3	18	11		88
		10.1				4	16	27	31	31	27	11			147
	Daily Precip.	0.1mm	5	6	6	8	4	7	20	16	4	6	5	7	94
		10.0mm		2		4		2	11	7	2	1		1	30
		30.0mm							7	6	2				15
		80.0mm							1		1				2
		100.0mm							1						1
Hourly Max. Precip.	1.0mm	3	3	4	6	3	6	19	13	3	5	3	5	73	
	6.0mm		1		2	1	2	13	8	2			1	30	
	10.0mm						2	10	7	2				21	
	20.0mm						2	5	2	1				10	
	30.0mm						4	2						6	
Daily Max. Wind Speed	0.5 ~ 3.3%	3	2					2	1	2	2	3	3	18	
	3.4 ~ 7.9%	25	19	26	16	22	25	25	23	24	26	22	23	276	
	8.0 ~ 13.8%	3	7	4	14	8	5	4	7	4	3	5	5	69	
	13.9%			1		1								2	
10 - Day Summary	Mean Temp. (0.1 )	1st	32	- 11	29	116	167	187	242	259	195	171	88	1	
		2nd	- 36	7	57	127	166	211	248	233	189	129	29	- 42	
		3rd	- 35	17	70	140	187	228	257	220	175	104	23	- 2	
	Mean Max. Temp. (0.1 )	1st	89	40	95	181	235	244	279	304	249	218	160	49	
		2nd	16	75	137	194	238	284	291	270	245	186	88	14	
		3rd	22	77	124	212	260	290	291	267	241	180	77	45	
	Mean Min. Temp. (0.1 )	1st	- 15	- 55	- 30	57	100	129	216	221	150	131	25	- 45	
		2nd	- 84	- 59	- 18	66	98	137	217	207	138	81	- 26	- 96	
		3rd	- 93	- 37	15	63	118	179	228	179	122	43	- 30	- 45	
	Mean Wind Speed (0.1%)	1st	9	8	11	14	13	13	8	11	4	8	5	5	
		2nd	7	9	7	12	10	12	9	15	10	7	7	8	
		3rd	7	9	10	14	10	10	13	7	6	5	7	6	
Total Precip. (0.1mm)	1st			25	360	100	150	3655	690	35	170	5	60		
	2nd	20	210		430	5		410	1435	825	110	5	5		
	3rd	80	140	85	5	95	335	775	1455	325		90	255		

Element		1	2	3	4	5	6	7	8	9	10	11	12				
(0.1 )	Air Temp.	Mean	-28	-13	49	123	176	218	265	254	208	144	44	-27	118		
		Mean Max.	27	43	124	195	252	284	312	304	271	209	102	18	178		
		Mean Min.	-79	-68	-16	57	107	161	232	215	151	90	-12	-73	64		
		Highest	110	121	181	263	302	329	358	371	302	277	192	93	371		
		Date	6	28	19	30	30	23	25	5	4	2	7	3	08/05		
		Lowest	-155	-117	-69	-7	57	103	207	146	72	-10	-86	-133	-155		
		Date	24	2	8	2	6	4	1	31	29	31	19	14	01/24		
(0.1mm)	Precip.	00~24h Total	115	115	65	540	200	460	5200	2135	200	225	345	10	9610		
		Highest. 1	Daily	45	40	55	375	85	175	1080	710	170	160	255	10	1080	
			Date	29	22	1	5	13	26	10	15	11	11	25	30	07/10	
			Hourly	30	25	20	105	85	140	840	280	50	50	135	5	840	
(0.1%)	Wind	Date	27	17	1	5	13	26	23	15	11	11	25	31	07/23		
		Mean Speed	5	6	6	6	4	3	3	4	3	4	5	6	5		
		Highest Gust Speed	62	66	57	67	96	55	83	73	48	57	59	64	96		
		Dir.	WNW	WNW	NW	N	SSE	N	SW	SW	NNW	NE	S	WNW	SSE		
(0.1%)	Wind Directions Only	Date	27	20	6	12	3	16	13	24	17	22	23	11	05/03		
		Hourly Occurrence Maximum Speed	25	16	26	27	9	13	10	21	17	15	22	13	27		
		NNE	11	11	17	15		13		14	17	20	13	13	20		
		NE	10	11	7	20	14	8	8	16	15	16	6	7	20		
		ENE	13		10	18	10	14	8	17	17	11			18		
		E	14			11		14	12	11	13	12		5	14		
		ESE	7			14	10	11	11	14	9	9			14		
		SE			6	14	11	12	11	10	7	11	11	5	14		
		SSE	14	21	18	21	20	12	13	19	12	8	18	16	21		
		S	21	19	16	22	22	18	15	18	16	8	15	18	22		
		SSW	12	17	23	21	13	13	10	18	10	7	14	11	23		
		SW	7	9	16	15	15	14	13	12	11	9	8	10	16		
		WSW		14	16	17	13	13	10	8	11		12	11	17		
		W	30	16	20	22	12	11	7	5	10	17	16	23	30		
		WNW	20	27	28	19	12	13	5	8	9	14	22	29	29		
		NW	21	27	24	27	14	8		13	10	15	22	24	27		
		NNW	25	22	24	25	21	10	11	13	14	15	20	23	25		
		N	574	501	513	450	601	665	665	599	663	622	560	470	574		
		(0.1%)	Hourly Occurrence Percentage	CALM	31	27	20	18	12	10	13	39	54	105	29	26	32
				NNE	4	4	9	4		10		27	22	48	7	9	12
				NE	4	1	3	4	7	8	8	28	14	19	1	1	8
				ENE	5		1	11	3	11	3	39	24	8			9
				E	3			7		4	5	22	8	16		1	6
				ESE	1			14	3	7	15	43	10	4			8
				SE			1	13	3	6	9	20	4	8	1	1	6
				SSE	13	21	23	38	34	33	54	48	25	12	21	28	29
				S	31	49	36	113	63	28	118	39	33	11	64	77	55
SSW	4			19	42	101	63	43	40	16	18	4	13	9	31		
SW	5			12	43	44	62	44	35	13	13	3	3	7	24		
WSW				9	22	42	54	39	15	8	19		11	7	19		
W	31			24	62	46	34	46	8	8	22	12	22	8	27		
WNW	103			140	106	36	27	26	3	11	25	8	93	93	55		
NW	116			149	69	33	17	11		11	15	30	94	176	60		
NNW	74			43	50	26	19	8	8	28	31	90	81	86	45		

Element		1	2	3	4	5	6	7	8	9	10	11	12			
Number of Days With Classified	Daily Max. Temp.	0.0	10	3										12	25	
		0.1 ~ 10.0	18	22	4								15	19	78	
		10.1 ~ 20.0	3	3	27	17	1	1				11	15		78	
		20.1 ~ 30.0				13	29	18	10	16	29	20			135	
		30.1					1	11	21	15	1				49	
	Daily Mean Temp.	-5.0	12	3											8	23
		-4.9 ~ 0.0	11	17	2								9	14	53	
		0.1 ~ 10.0	8	8	29	4						3	16	9	77	
		10.1 ~ 20.0				26	28	8		2	8	24	5		101	
		20.1					3	22	31	29	22	4			111	
	Daily Min. Temp.	-15.0	1												1	
		-14.9 ~ -5.0	20	24	1								9	23	77	
		-4.9 ~ 0.0	10	4	22	2						2	14	6	60	
		0.1 ~ 10.0			8	26	14				1	18	6	2	75	
		10.1				2	17	30	31	31	29	11	1		152	
	Daily Precip.	0.1mm	4	5	3	6	5	9	21	12	3	4	5	1	78	
		10.0mm				1		2	10	5	1	1	1		21	
		30.0mm				1			5	2					8	
		80.0mm							2						2	
		100.0mm							1						1	
Hourly Max. Precip.	1.0mm	5	4	1	5	5	7	18	11	2	3	5		66		
	6.0mm				1	1	1	10	5			1		19		
	10.0mm				1		1	6	3			1		12		
	20.0mm							6	2					8		
	30.0mm							5						5		
Daily Max. Wind Speed	0.5 ~ 3.3%	16	10	6	2	7	11	15	16	18	21	11	10	143		
	3.4 ~ 7.9%	15	18	25	28	23	19	15	15	12	10	19	21	220		
	8.0 ~ 13.8%					1		1						2		
	13.9%															
10 - Day Summary	Mean Temp. (0.1 )	1st	21	-27	20	109	168	197	253	286	215	185	102	-11		
		2nd	-47	-12	61	127	168	218	268	249	210	134	21	-60		
		3rd	-55	2	66	134	191	240	273	229	198	116	9	-13		
	Mean Max. Temp. (0.1 )	1st	79	14	88	177	245	259	297	343	277	244	164	44		
		2nd	6	52	145	194	241	289	324	290	269	195	74	-17		
		3rd	0	67	137	216	269	304	315	282	267	190	67	28		
	Mean Min. Temp. (0.1 )	1st	-33	-70	-35	49	96	137	221	243	166	141	45	-58		
		2nd	-93	-74	-15	66	103	154	228	220	148	76	-37	-108		
		3rd	-107	-58	1	57	121	192	246	186	138	57	-44	-56		
	Mean Wind Speed (0.1%)	1st	4	6	7	5	4	4	4	3	2	4	4	6		
		2nd	6	7	5	7	4	3	2	5	5	4	6	7		
		3rd	5	6	5	6	4	3	3	5	4	4	6	5		
Total Precip. (0.1mm)	1st		5	60	390	80	270	2830	30	25	65	70				
	2nd	20	70		150	85		975	1655	175	160	5				
	3rd	95	40	5		35	190	1395	450			270	10			

Element		1	2	3	4	5	6	7	8	9	10	11	12					
(0.1 )	Air Temp.	Mean	- 52	- 34	28	112	164	203	248	229	181	120	18	- 56	97			
	Mean Max.	12	30	103	188	238	275	293	281	256	198	77	- 6	162				
	Mean Min.	- 113	- 102	- 41	38	90	136	214	189	118	56	- 43	- 114	36				
	Highest	96	93	177	256	286	320	332	342	290	263	181	77	342				
	Date	8	28	19	30	3	23	6	3	26	2	1	23	08/03				
	Lowest	- 201	- 182	- 104	- 34	36	74	181	106	26	- 51	- 124	- 195	- 201				
	Date	31	2	8	2	6	4	1	30	29	31	19	13	01/31				
(0.1mm)	Precip.	00~24h Total	115	110	125	580	375	415	5265	3330	360	285	355	75	11390			
		Highest. 1	Daily	50	45	35	170	180	185	1440	725	190	205	265	60	1440		
		Date	29	17	12	5	13	7	8	20	19	11	3	24	07/08			
		Hourly	30	35	20	65	150	95	665	400	170	90	195	20	665			
	Date	27	17	12	18	13	9	23	24	19	11	3	24	07/23				
(0.1%)	Wind	Mean Speed	11	12	10	15	14	10	8	8	9	8	11	11	11			
		Highest Gust Speed	99	99	102	100	123	94	95	110	99	74	126	77	126			
		Dir.	SSW	SW	SW	SW	SSW	SSW	SW	SSW	NNW	SSE	SSW	SSW	SSW			
	Date	26	25	9	14	6	9	8	24	30	29	10	26	11/10				
(0.1%)	Wind Directions Only	Hourly Occurrence Maximum Speed	NNE	18	9	17	21	13	23	17	15	43	19	15	13	43		
			NE	16	22	16	28	20	20	21	19	22	23	31	22	31		
			ENE	24	27	34	25	21	28	19	26	31	26	24	33	34		
			E	17	13	25	19	27	17	13	17	25	22	18	20	27		
			ESE	15	11	18	16	9	16	9	12	20	20	19	14	20		
			SE	8	5	17	28	7	12	15	12	13	17	25	12	28		
			SSE	12	10	18	5	13	12	15	14	16	15	27	11	27		
			S	49	44	22	43	26	32	45	34	41	23	35	35	49		
			SSW	56	46	49	60	79	48	33	52	47	45	52	47	79		
			SW	45	52	56	59	79	52	38	59	54	38	58	38	79		
			WSW	21	27	31	23	25	25	21	20	23	23	23	24	31		
			W	24	29	20	22	22	21	19	19	19	20	18	15	29		
			WNW	20	15	17	26	20	23	16	16	17	18	16	13	26		
			NW	25	22	22	31	28	26	23	15	17	19	15	10	31		
			NNW	25	20	24	43	32	28	26	17	25	37	14	14	43		
			N	21	15	31	27	36	21	19	17	14	26	23	18	36		
			(0.1%)	Hourly Occurrence Percentage	CALM	433	406	441	333	351	370	464	352	388	464	406	359	397
					NNE	15	9	12	19	24	22	20	31	39	35	19	13	22
					NE	15	15	23	28	15	49	23	65	44	56	15	23	31
					ENE	23	31	27	28	36	39	40	51	85	52	28	44	40
					E	7	9	17	11	26	19	9	28	32	28	21	20	19
					ESE	4	7	7	10	3	8	3	5	14	17	11	8	8
					SE	7	1	7	11	4	6	7	7	8	8	6	4	6
					SSE	7	3	12	1	9	3	12	9	10	17	8	9	9
					S	22	27	24	31	26	22	54	38	35	22	31	26	30
					SSW	185	213	148	165	188	111	133	63	90	78	183	177	144
					SW	183	196	160	213	207	128	116	77	99	73	176	202	152
WSW	26	28			19	28	23	42	31	28	33	22	28	32	28			
W	19	12			20	15	19	47	13	30	21	17	7	15	20			
WNW	12	7			7	17	24	38	12	58	22	16	18	11	20			
NW	13	9			20	17	15	35	12	52	14	16	13	11	19			
NNW	11	9	24	38	12	31	30	54	43	43	11	16	27					
N	20	16	32	36	19	29	22	52	24	35	19	30	28					

Element		1	2	3	4	5	6	7	8	9	10	11	12		
Number of Days With Classified	Daily Max. Temp.	0.0	14	4									2	17	37
		0.1 ~ 10.0	17	24	14								18	14	87
		10.1 ~ 20.0			17	20	5	1				16	10		69
		20.1 ~ 30.0				10	26	21	17	21	30	15			140
		30.1						8	14	10					32
	Daily Mean Temp.	- 5.0	19	8									3	17	47
		- 4.9 ~ 0.0	6	18	6								10	10	50
		0.1 ~ 10.0	6	2	25	8						9	13	4	67
		10.1 ~ 20.0				22	30	14		6	26	22	4		124
		20.1					1	16	31	25	4				77
	Daily Min. Temp.	- 15.0	11	2										8	21
		- 14.9 ~ - 5.0	15	24	13							1	15	19	87
		- 4.9 ~ 0.0	5	2	16	5						1	8	4	41
		0.1 ~ 10.0			2	25	19	4			9	22	7		88
		10.1					12	26	31	31	21	7			128
	Daily Precip.	0.1mm	6	6	6	7	5	5	16	14	4	3	6	2	80
		10.0mm				3	1	3	9	8	1	1	1		27
		30.0mm							7	4					11
		80.0mm							2						2
		100.0mm							1						1
	Hourly Max. Precip.	1.0mm	3	2	4	5	4	4	12	12	4	2	2	2	56
		6.0mm				1	1	1	9	7	1	1	1		22
		10.0mm					1		8	5	1		1		16
		20.0mm							3	3					6
30.0mm								2	2					4	
Daily Max. Wind Speed	0.5 ~ 3.3%	2				1		1	2	1	3	3		13	
	3.4 ~ 7.9%	26	26	27	22	25	29	29	27	26	28	23	31	319	
	8.0 ~ 13.8%	3	2	4	8	5	1	1	2	3		4		33	
	13.9%														
10 - Day Summary	Mean Temp. (0.1 )	1st	3	- 51	- 3	102	158	178	244	260	199	162	83	- 39	
		2nd	- 73	- 33	41	112	157	202	256	227	176	108	- 9	- 99	
		3rd	- 83	- 14	44	123	176	228	245	204	167	92	- 20	- 33	
	Mean Max. Temp. (0.1 )	1st	61	4	64	173	236	246	288	319	266	226	148	15	
		2nd	- 7	38	130	184	226	282	307	273	253	186	47	- 45	
		3rd	- 15	52	116	206	250	298	286	255	248	183	36	10	
	Mean Min. Temp. (0.1 )	1st	- 49	- 107	- 63	34	79	109	209	217	146	113	18	- 100	
		2nd	- 131	- 114	- 43	48	87	128	220	191	111	43	- 70	- 164	
		3rd	- 154	- 81	- 20	32	104	172	214	161	96	17	- 78	- 81	
	Mean Wind Speed (0.1%)	1st	9	12	12	12	15	13	10	7	7	8	11	12	
		2nd	13	12	9	17	16	8	9	8	10	7	12	11	
		3rd	10	10	9	16	11	9	6	10	10	8	11	10	
Total Precip. (0.1mm)	1st	5	10	25	250	110	395	3195	300	25	80	330	15		
	2nd		80	35	330	185	15	285	1560	280	205				
	3rd	110	20	65		80	5	1785	1470	55		25	60		

Element		1	2	3	4	5	6	7	8	9	10	11	12					
(0.1 )	Air Temp.	Mean	- 42	- 25	36	117	170	205	246	227	181	123	23	- 51	101			
		Mean Max.	20	35	110	190	235	268	283	272	252	197	80	0	162			
		Mean Min.	- 100	- 92	- 33	47	104	148	218	189	118	61	- 38	- 108	43			
		Highest	106	99	182	253	279	316	315	325	283	261	195	81	325			
		Date	8	28	19	30	3	23	6	5	26	8	1	23	08/05			
		Lowest	- 194	- 173	- 96	- 27	58	93	189	114	39	- 44	- 112	- 196	- 196			
		Date	31	2	9	2	6	11	1	30	29	30	19	12	12/12			
(0.1mm)	Precip.	00~24h Total	110	85	75	580	340	300	1955	3590	300	240	355	75	8005			
		Highest. 1	Daily	40	35	25	170	155	160	750	790	80	155	185	50	790		
			Date	27	17	31	18	13	7	23	20	11	11	3	24	08/20		
			Hourly	35	25	15	55	100	45	515	535	80	60	110	15	535		
	Date	27	17	26	18	13	6	23	24	10	11	3	24	08/24				
(0.1%)	Wind	Mean Speed	22	24	21	29	26	19	16	15	16	14	21	21	20			
		Highest Gust Speed	151	130	182	167	189	147	119	153	139	128	181	150	189			
		Dir.	WSW	WSW	WSW	W	SW	SW	WSW	SW	SW	W	WSW	WSW	SW			
	Date	12	10	9	12	13	9	8	24	29	29	10	4	05/13				
(0.1%)	Wind Directions Only	Hourly Occurrence Maximum Speed	NNE	24	25	18	18	27	20	16	12	18	23	17	21	27		
			NE	22	20	19	18	18	16	12	12	17	24	17	13	24		
			ENE	53	26	21	49	24	28	21	40	36	61	25	22	61		
			E	67	21	49	91	40	58	50	61	61	51	31	27	91		
			ESE	33	20	39	32	33	38	29	51	62	45	26	27	62		
			SE	16	36	41	43	81	16	45	32	35	25	14	16	81		
			SSE	11	46	46	42	40	46	50	40	39	25	40	24	50		
			S	22	43	32	23	9	30	30	26	31	22	11	7	43		
			SSW	13	25	16	27	22	25	24	12	34	23	15	9	34		
			SW	70	65	62	95	134	73	52	85	76	60	73	50	134		
			WSW	69	68	81	99	116	88	59	77	74	67	90	69	116		
			W	84	84	101	86	106	66	43	55	66	71	79	78	106		
			WNW	57	62	69	60	65	49	55	26	37	33	46	47	69		
			NW	24	36	31	58	48	30	23	20	35	25	27	20	58		
			NNW	19		27	33	27	31	33	22	28	42	19	17	42		
			N	21	15	15	18	17	33	13	12	16	21	10	10	33		
			(0.1%)	Hourly Occurrence Percentage	CALM	113	95	112	64	110	122	179	204	128	134	110	137	126
					NNE	16	18	16	18	13	26	15	20	46	53	14	24	23
					NE	57	34	51	51	20	32	11	27	67	73	47	28	41
					ENE	81	92	89	82	40	44	31	78	107	112	71	103	78
					E	92	80	102	79	69	100	77	204	131	97	90	58	98
					ESE	34	39	39	31	32	54	46	58	71	57	45	44	46
					SE	9	12	26	13	19	24	35	16	18	22	17	9	18
					SSE	4	13	23	17	20	11	31	18	25	18	13	8	17
					S	8	6	11	8	4	17	16	11	13	14	6	1	9
					SSW	11	4	5	17	16	21	12	5	14	14	14	4	11
					SW	42	42	44	128	105	49	65	32	32	26	42	24	52
WSW	147	185			122	211	246	161	224	89	106	76	121	126	151			
W	272	281			238	128	195	182	126	93	112	131	275	300	194			
WNW	59	70			63	61	44	51	48	38	49	55	81	75	58			
NW	30	24			22	40	20	36	26	28	32	53	24	35	31			
NNW	12		24	35	36	42	51	46	28	49	21	16	30					
N	15	4	13	18	9	28	8	32	21	19	11	5	15					



Element		1	2	3	4	5	6	7	8	9	10	11	12			
Number of Days With Classified	Daily Max. Temp.	0.0	11	3									1	16	31	
		0.1 ~ 10.0	19	25	12								18	15	89	
		10.1 ~ 20.0	1		19	19	5	1				17	11		73	
		20.1 ~ 30.0				11	26	27	23	24	30	14				155
		30.1						2	8	7						17
	Daily Mean Temp.	- 5.0	14	6											16	36
		- 4.9 ~ 0.0	9	16	4								13	11	53	
		0.1 ~ 10.0	8	6	27	7						9	12	4	73	
		10.1 ~ 20.0				23	29	14		6	25	22	5		124	
		20.1					2	16	31	25	5				79	
	Daily Min. Temp.	- 15.0	7	1											6	14
		- 14.9 ~ - 5.0	15	25	9								14	21	84	
		- 4.9 ~ 0.0	9	2	19	3						2	9	4	48	
		0.1 ~ 10.0			3	27	16	3			8	22	7		86	
		10.1					15	27	31	31	22	7			133	
	Daily Precip.	0.1mm	5	6	4	7	5	6	16	13	5	4	3	4	78	
		10.0mm				3	1	2	3	9		1	1		20	
		30.0mm							2	4					6	
		80.0mm														
		100.0mm														
Hourly Max. Precip.	1.0mm	3	3	3	5	4	3	11	13	5	2	3	2	57		
	6.0mm					1		3	7	1	1	1		14		
	10.0mm					1		2	6			1		10		
	20.0mm							1	2					3		
	30.0mm							1	2					3		
Daily Max. Wind Speed	0.5 ~ 3.3%		1											1		
	3.4 ~ 7.9%	16	9	16	5	12	19	25	23	20	22	17	15	199		
	8.0 ~ 13.8%	14	18	13	23	15	10	6	7	9	9	10	15	149		
	13.9%	1		2	2	4	1		1	1		3	1	16		
10 - Day Summary	Mean Temp. (0.1 )	1st	10	- 42	6	106	163	181	244	256	198	162	88	- 34		
		2nd	- 60	- 23	49	116	162	203	253	224	176	114	- 3	- 93		
		3rd	- 72	- 6	51	129	182	230	242	203	168	97	- 17	- 28		
	Mean Max. Temp. (0.1 )	1st	66	10	71	175	234	242	280	306	257	225	152	20		
		2nd	3	43	134	185	224	272	294	264	251	186	50	- 38		
		3rd	- 6	58	124	209	246	291	276	247	247	183	39	16		
	Mean Min. Temp. (0.1 )	1st	- 40	- 101	- 53	39	90	123	214	215	145	114	22	- 91		
		2nd	- 118	- 99	- 34	55	101	139	224	192	112	48	- 59	- 161		
		3rd	- 139	- 71	- 15	48	119	182	215	163	98	26	- 77	- 76		
	Mean Wind Speed (0.1%)	1st	18	24	27	24	27	24	18	11	12	13	22	20		
		2nd	24	25	17	31	31	17	20	15	20	14	23	22		
		3rd	23	22	18	31	22	16	11	17	16	16	20	20		
Total Precip. (0.1mm)	1st		5	15	235	125	285	390	310	105	85	260	20			
	2nd	5	75	20	345	160		10	1655	135	155		5			
	3rd	105	5	40		55	15	1555	1625	60		95	50			

		Element	1	2	3	4	5	6	7	8	9	10	11	12				
(0.1 )	Air Temp.	Mean	-36	-16	44	125	175	214	257	239	190	128	33	-40	109			
		Mean Max.	30	47	119	203	252	285	299	288	263	205	94	12	175			
		Mean Min.	-94	-77	-25	54	103	148	223	201	131	70	-28	-94	51			
		Highest	111	115	182	272	295	329	336	345	291	274	195	88	345			
		Date	8	28	19	30	3	23	6	3	4	2	1	23	08/03			
		Lowest	-166	-137	-81	-12	56	81	191	126	50	-32	-102	-176	-176			
		Date	24	2	8	2	7	11	1	30	29	30	19	13	12/13			
(0.1mm)	Precip.	00~24h Total	130	120	115	625	260	785	2305	3170	380	120	265	130	8405			
		Highest. 1	Daily	40	40	70	230	125	480	785	725	175	50	105	120	785		
			Date	29	19	31	5	13	25	15	24	11	11	25	24	07/15		
			Hourly	45	20	30	65	120	345	260	460	130	25	60	25	460		
		Date	27	17	31	14	13	25	15	24	19	10	25	24	08/24			
(0.1%)	Wind	Mean Speed	11	13	13	18	16	14	10	9	9	8	12	11	12			
		Highest Gust Speed	114	104	136	160	160	130	110	130	179	101	139	105	179			
		Dir.	S	S	N	SW	SW	SSW	SSE	SSW	SSW	NNE	SW	NNE	SSW			
		Date	27	25	6	27	13	26	2	24	19	22	10	11	09/19			
(0.1%)	Wind Directions Only	Hourly Occurrence Maximum Speed	NNE	39	28	27	26	26	31	26	20	25	43	31	34	43		
			NE	18	25	28	29	18	22	24	27	27	31	22	23	31		
			ENE	17	20	26	30	26	20	13	16	22	19	21	17	30		
			E	13	11	19	41	11	19	16	25	25	22	13	9	41		
			ESE	16	12	12	35	18	18	28	20	28	12	11	12	35		
			SE	16	14	15	28	19	21	11	17	14	18	14	16	28		
			SSE	18	21	30	32	64	24	31	22	22	19	36	20	64		
			S	50	35	36	48	52	53	39	35	36	22	36	37	53		
			SSW	46	52	62	75	66	58	41	66	53	43	46	47	75		
			SW	35	38	41	50	78	39	35	38	30	34	36	27	78		
			WSW	25	22	38	50	30	31	28	30	25	20	30	29	50		
			W	33	34	38	36	41	33	27	30	17	26	33	23	41		
			WNW	32	34	41	35	38	38	31	12	24	23	27	29	41		
			NW	30	41	37	32	31	39	39	39	22	42	26	42	42		
			NNW	59	55	42	47	45	40	27	32	37	37	36	36	59		
			N	54	44	42	46	51	31	25	30	34	35	45	39	54		
			(0.1%)	Hourly Occurrence Percentage	CALM	258	219	198	167	192	211	329	373	429	405	271	309	280
					NNE	86	57	97	46	44	47	18	73	53	103	71	62	63
					NE	35	25	17	31	17	26	15	31	32	38	36	32	28
					ENE	19	22	32	17	8	20	7	22	14	20	20	16	18
					E	5	10	15	18	3	21	10	39	22	7	10	3	14
					ESE	9	10	27	33	12	45	16	32	14	12	6	8	19
					SE	48	49	71	75	91	75	46	31	50	31	52	48	56
					SSE	66	70	79	71	87	56	38	36	53	51	57	54	60
					S	51	60	55	78	82	60	82	34	65	31	61	69	61
					SSW	77	107	87	202	185	102	190	69	57	32	105	124	111
					SW	44	49	38	74	74	56	84	39	25	26	35	34	48
WSW	24	24			22	36	32	31	29	5	21	7	26	27	24			
W	30	34			38	17	32	40	24	18	13	11	18	17	24			
WNW	19	31			30	19	24	38	23	11	21	12	24	13	22			
NW	40	33			34	22	20	40	19	31	22	39	36	34	31			
NNW	59	91	59	38	55	77	33	65	53	94	54	50	60					
N	129	109	102	57	39	56	38	91	56	82	119	101	81					

Element		1	2	3	4	5	6	7	8	9	10	11	12			
Number of Days With Classified	Daily Max. Temp.	0.0	9	2										13	24	
		0.1 ~ 10.0	21	24	7									16	18	86
		10.1 ~ 20.0	1	2	24	13	3	1					12	14		70
		20.1 ~ 30.0				17	28	19	16	19	30	19				148
		30.1						10	15	12						37
	Daily Mean Temp.	- 5.0	12	4											14	30
		- 4.9 ~ 0.0	11	14	2									10	13	50
		0.1 ~ 10.0	8	10	29	3						7	15	4	76	
		10.1 ~ 20.0				27	29	10		5	20	23	5		119	
		20.1					2	20	29	26	10	1			88	
	Daily Min. Temp.	- 15.0	4												4	8
		- 14.9 ~ - 5.0	20	25	6									11	20	82
		- 4.9 ~ 0.0	7	3	19	2						2	12	7	52	
		0.1 ~ 10.0			6	27	17	2			4	22	7		85	
		10.1				1	14	28	31	31	26	7			138	
	Daily Precip.	0.1mm	6	6	6	7	5	7	10	14	6	5	7	3	82	
		10.0mm				3	1	3	7	6	2		1	1	24	
		30.0mm						1	3	4					8	
		80.0mm														
		100.0mm														
	Hourly Max. Precip.	1.0mm	3	5	3	6	3	4	9	11	3	4	3	1	55	
6.0mm					2	1	2	6	6	1		1		19		
10.0mm						1	2	4	4	1				12		
20.0mm							1	1	2					4		
30.0mm							1		1					2		
Daily Max. Wind Speed	0.5 ~ 3.3%		2					2	1	3	1			9		
	3.4 ~ 7.9%	23	18	17	9	20	20	25	28	22	27	19	25	253		
	8.0 ~ 13.8%	8	8	14	20	8	10	4	2	4	3	10	6	97		
	13.9%				1	3					1		1	6		
10 - Day Summary	Mean Temp.	1st	11	- 33	17	114	168	192	254	270	206	171	96	- 22		
		2nd	- 55	- 13	55	126	168	214	261	236	186	117	6	- 81		
		3rd	- 61	0	60	134	189	236	256	214	179	99	- 4	- 21		
	Mean Max. Temp.	1st	78	20	86	188	249	260	294	323	270	237	163	34		
		2nd	11	57	142	200	241	293	309	276	263	192	65	- 26		
		3rd	3	68	129	221	265	302	295	268	256	189	56	25		
	Mean Min. Temp.	1st	- 43	- 82	- 43	51	93	123	218	229	159	124	26	- 75		
		2nd	- 114	- 85	- 28	62	99	136	223	206	124	61	- 53	- 140		
		3rd	- 123	- 61	- 6	48	117	184	228	171	112	30	- 59	- 69		
	Mean Wind Speed	1st	9	11	16	14	17	16	12	8	6	8	13	12		
		2nd	12	14	12	19	17	14	11	9	10	8	12	10		
		3rd	12	13	11	20	15	12	8	11	10	8	11	10		
Total Precip.	1st	5	10	25	265	45	190	975	65	15	70	75	5			
	2nd	10	90		360	130		785	1685	310	50	60	5			
	3rd	115	20	90		85	595	545	1420	55		130	120			

Element		1	2	3	4	5	6	7	8	9	10	11	12					
(0.1 )	Air Temp.	Mean	0	3	49	106	157	201	242	248	214	157	70	3	121			
		Mean Max.	34	39	91	149	211	249	275	282	252	193	108	35	160			
		Mean Min.	-34	-36	7	66	111	163	220	220	177	121	31	-32	85			
		Highest	98	91	142	190	255	289	311	334	278	243	191	104	334			
		Date	6	28	19	10	3	23	26	5	26	2	1	3	08/05			
		Lowest	-92	-73	-24	20	61	130	203	168	108	41	-36	-81	-92			
		Date	25	21	3	2	6	2	6	26	29	31	19	13	01/25			
(0.1mm)	Precip.	00~24h Total	130	110	20	495	165	150	4120	2170	210	395	260	320	8545			
		Highest. 1	Daily	45	70	20	405	90	100	855	745	160	205	135	180	855		
			Date	29	22	1	5	13	6	16	20	11	11	25	24	07/16		
			Hourly	25	15	5	80	90	30	430	250	60	65	95	50	430		
	Date	20	22	1	5	13	6	28	28	11	11	25	24	07/28				
(0.1%)	Wind	Mean Speed	11	12	10	9	8	8	5	6	7	9	11	11	9			
		Highest Gust Speed	68	59	52	70	64	78	56	72	46	60	69	58	78			
		Dir.	WNW	NNE	NW	NNE	SW	W	SSW	SW	NNE	NE	SW	W	W			
	Date	27	20	21	12	13	10	3	24	28	29	25	11	06/10				
(0.1%)	Wind Directions Only	Hourly Occurrence Maximum Speed	NNE	30	33	30	33	22	17	19	24	16	24	31	26	33		
			NE	25	22	20	29	22	23	16	26	22	28	15	12	29		
			ENE	28	17	21	17	18	19	30	26	26	30	19	12	30		
			E	7	9			7	12		13	13	11	8	8	13		
			ESE		9		12		8		11	9	7	7		12		
			SE	6				5	8	7	7	7	6			8		
			SSE	10	5		8		6	6	6	6	7			10		
			S	8	8	8	17	6	9	6	5	5	7		10	17		
			SSW	29	33	18	33	35	16	20	22	14	11	28	22	35		
			SW	46	28	26	42	39	22	33	34	28	19	45	32	46		
			WSW	27	20	19	21	22	17	17	17	17	15	28	26	28		
			W	31	20	22	17	27	18	9	14	22	13	21	30	31		
			WNW	27	18	27	17	25	19	8	11	18	13	18	12	27		
			NW	31	28	26	35	32	26	17	20	22	31	28	33	35		
			NNW	27	28	23	23	23	24	6	23	16	25	26	22	28		
			N	23	25	23	42	25	18	9	23	18	27	30	26	42		
			(0.1%)	Hourly Occurrence Percentage	CALM	165	190	267	294	362	299	573	492	390	278	249	273	320
					NNE	176	210	86	39	32	24	18	38	40	85	96	156	83
					NE	122	74	62	85	43	74	37	159	103	184	40	32	85
					ENE	82	31	40	21	23	22	26	43	82	118	32	23	46
E	3	1					3	4		5	7	17	6	4	4			
ESE		4				4		1		3	3	4	1		2			
SE	1						1	3	3	5	3	1			1			
SSE	1	1				1		1	4	1	1	3			1			
S	5	7			11	14	3	7	3	1	1	3		3	5			
SSW	35	54			28	68	70	28	95	15	19	4	45	66	44			
SW	27	54			63	160	145	149	166	86	126	43	104	74	100			
WSW	19	33			70	115	105	83	41	24	67	23	74	26	56			
W	42	39			66	49	83	72	10	27	29	9	40	34	42			
WNW	17	25	51	47	55	64	3	12	19	9	8	3	26					
NW	65	77	105	49	46	99	12	30	28	34	68	48	55					
NNW	126	104	90	32	19	50	7	31	40	108	104	99	67					
N	113	94	60	22	11	21	4	28	40	77	131	160	63					

Element		1	2	3	4	5	6	7	8	9	10	11	12		
Number of Days With Classified	Daily Max. Temp.	0.0	7	2										6	15
		0.1 ~ 10.0	24	26	21	1							12	24	108
		10.1 ~ 20.0			10	29	9	1				21	18	1	89
		20.1 ~ 30.0					22	29	28	23	30	10			142
		30.1							2	8					10
	Daily Mean Temp.	- 5.0	3											3	6
		- 4.9 ~ 0.0	15	12	1								2	12	42
		0.1 ~ 10.0	13	16	30	13						1	19	16	108
		10.1 ~ 20.0				17	31	16		1	4	29	9		107
		20.1						14	30	30	26	1			101
	Daily Min. Temp.	- 15.0													
		- 14.9 ~ - 5.0	16	7										10	33
		- 4.9 ~ 0.0	7	20	12								11	16	66
		0.1 ~ 10.0	8	1	19	29	7					7	16	5	92
		10.1				1	24	30	30	31	30	24	3		173
	Daily Precip.	0.1mm	5	5	1	5	5	3	17	12	5	4	7	6	75
		10.0mm				1		1	9	6	1	2	1	1	22
		30.0mm				1			5	3					9
		80.0mm							1						1
		100.0mm													
Hourly Max. Precip.	1.0mm	4	4		4	3	3	15	9	4	4	4	6	60	
	6.0mm				1	1		9	5	1	1	1		19	
	10.0mm							8	5					13	
	20.0mm							2	1					3	
	30.0mm							2						2	
Daily Max. Wind Speed	0.5 ~ 3.3%	11	9	10	9	17	15	23	20	17	15	8	7	161	
	3.4 ~ 7.9%	20	19	21	21	14	15	7	11	13	16	22	24	203	
	8.0 ~ 13.8%														
	13.9%														
10 - Day Summary	Mean Temp.	1st	48	- 5	26	93	148	184	233	268	219	186	123	22	
		2nd	- 19	4	56	107	149	198	241	246	216	151	51	- 27	
		3rd	- 26	13	63	118	173	222	252	231	206	137	37	13	
	Mean Max. Temp.	1st	76	19	65	134	207	224	265	311	256	220	159	59	
		2nd	15	48	102	146	199	249	276	274	253	182	88	5	
		3rd	14	51	104	167	226	273	283	264	245	178	76	40	
	Mean Min. Temp.	1st	14	- 34	- 11	56	96	150	211	240	186	155	88	- 18	
		2nd	- 52	- 41	10	72	109	156	217	225	181	116	10	- 61	
		3rd	- 61	- 31	19	69	126	183	232	198	163	95	- 6	- 18	
	Mean Wind Speed	1st	11	13	11	8	8	11	7	4	4	8	10	11	
		2nd	11	13	9	10	7	7	4	7	9	9	11	12	
		3rd	12	10	9	9	8	6	4	9	9	9	12	8	
Total Precip.	1st	5	15	20	410	45	150	1710	15	30	190	40	65		
	2nd	40	25		85	90		1355	1355	160	205	10	30		
	3rd	85	70			30		1055	800	20		210	225		

Element		1	2	3	4	5	6	7	8	9	10	11	12					
(0.1 )	Air Temp.	Mean	6	9	50	95	148	194	246	246	215	155	74	12	121			
		Mean Max.	32	36	84	131	191	238	280	280	258	195	106	45	156			
		Mean Min.	- 13	- 13	31	73	117	162	224	226	189	135	51	- 14	97			
		Highest	111	99	149	192	251	316	343	351	294	256	184	110	351			
		Date	3	3	19	30	21	22	21	10	18	8	2	2	08/10			
		Lowest	- 66	- 65	- 25	49	88	122	197	175	152	78	- 24	- 71	- 71			
		Date	23	10	7	2	6	1	6	28	29	30	30	11	12/11			
(0.1mm)	Precip.	00~24h Total	65	85	65	250	40	115	1300	1325	85	65	65	145	3605			
		Highest. 1	Daily	25	55	60	170	25	90	500	680	50	40	15	35	680		
			Date	19	22	1	5	13	6	24	20	11	11	19	10	08/20		
			Hourly	20	25	20	40	25	15	235	285	20	20	15	25	285		
(0.1%)	Wind	Mean Speed	40	46	34	36	35	29	28	23	26	28	46	44	35			
		Highest Gust Speed	196	203	181	187	163	120	159	170	128	198	210	192	210			
		Dir.	W	N	W	N	S	SW	SW	SW	W	NNW	W	W	W			
		Date	21	20	8	11	13	9	7	24	28	29	23	10	11/23			
(0.1%)	Wind Directions Only	Hourly Occurrence Maximum Speed	NNE	62	62	54	62	63	59	60	43	50	83	61	49	83		
			NE	54	60	55	54	63	61	54	54	73	69	84	62	84		
			ENE	40	32	42	56	46	50	34	52	50	35	33	34	56		
			E	42	35	44	48	59	37	40	34	28	26	34	34	59		
			ESE	15	14	28	41	43	30	40	25	19	24	18	7	43		
			SE	6	29	41	45	50	31	34	20	10	17	9	7	50		
			SSE		88	49	113	139	52	96	80	78	72	87	9	139		
			S	78	145	61	104	120	48	117	79	82	88	99	101	145		
			SSW	128	108	90	68	76	89	105	92	75	55	93	82	128		
			SW	113	76	75	100	118	106	85	98	86	68	102	89	118		
			WSW	161	81	89	91	119	83	68	132	92	61	119	142	161		
			W	133	97	97	145	133	90	76	89	61	57	146	125	146		
			WNW	59	54	56	50	54	42	23	36	48	40	69	71	71		
			NW	104	78	53	56	60	60	42	39	43	109	76	71	109		
			NNW	109	115	95	116	76	57	36	46	60	107	93	107	116		
			N	91	98	65	61	59	49	61	50	47	76	87	89	98		
			(0.1%)	Hourly Occurrence Percentage	CALM	17	19	36	14	19	24	39	78	76	56	13	15	34
					NNE	42	27	46	39	36	47	36	66	63	81	32	30	45
					NE	65	28	13	15	12	19	9	58	57	126	39	50	41
					ENE	34	7	12	24	23	58	39	73	57	44	11	48	36
					E	67	34	50	149	172	178	242	169	122	63	22	52	111
					ESE	12	13	4	46	48	47	73	87	32	20	6	5	33
					SE	1	1	7	17	43	21	40	19	4	7	1	1	14
					SSE		24	17	31	65	25	54	12	11	11	20	5	23
					S	11	103	42	90	120	76	152	26	56	39	146	39	74
					SSW	36	51	59	36	78	57	103	70	67	43	85	47	61
					SW	44	39	66	49	77	79	63	51	96	36	70	63	61
WSW	79	61			120	150	69	106	40	94	50	47	93	97	84			
W	60	81			172	132	86	72	27	43	54	44	127	78	81			
WNW	70	34			74	53	30	40	5	17	47	28	68	56	44			
NW	54	43			50	61	34	46	12	26	35	31	42	51	40			
NNW	227	248	114	43	40	46	24	50	85	157	116	187	111					
N	180	184	118	53	50	58	40	62	89	165	109	175	107					

Element		1	2	3	4	5	6	7	8	9	10	11	12		
Number of Days With Classified	Daily Max. Temp.	0.0	6	4										5	15
		0.1 ~ 10.0	24	24	21	3							14	24	110
		10.1 ~ 20.0	1		10	27	21	6			1	19	16	2	103
		20.1 ~ 30.0					10	23	25	22	29	12			121
		30.1						1	6	9					16
	Daily Mean Temp.	- 5.0	1											2	3
		- 4.9 ~ 0.0	16	12	2								2	9	41
		0.1 ~ 10.0	14	16	29	17						1	19	20	116
		10.1 ~ 20.0				13	31	16		1	4	30	9		104
		20.1						14	31	30	26				101
	Daily Min. Temp.	- 15.0													
		- 14.9 ~ - 5.0	5	4										6	15
		- 4.9 ~ 0.0	16	13	4								4	14	51
		0.1 ~ 10.0	10	11	27	30	6					3	21	11	119
		10.1					25	30	31	31	30	28	5		180
	Daily Precip.	0.1mm	4	4	2	4	3	3	12	10	4	3	6	8	63
		10.0mm				1				3	3				7
		30.0mm							1	2					3
		80.0mm													
		100.0mm													
	Hourly Max. Precip.	1.0mm	3	2	1	3	2	2	8	7	3	2	3	4	40
6.0mm								5	3					8	
10.0mm								4	2					6	
20.0mm								1	1					2	
30.0mm															
Daily Max. Wind Speed	0.5 ~ 3.3%								2	2				4	
	3.4 ~ 7.9%	6	4	12	7	15	20	18	15	13	14	4	2	130	
	8.0 ~ 13.8%	14	14	15	21	14	10	12	13	15	13	11	19	171	
	13.9%	11	10	4	2	2		1	1		4	15	10	60	
10 - Day Summary	Mean Temp.	1st	47	- 4	29	81	140	170	238	268	225	177	119	30	
		2nd	- 8	11	60	95	142	193	247	239	212	148	56	- 16	
		3rd	- 17	21	61	108	162	220	253	233	208	142	46	22	
	Mean Max. Temp.	1st	72	19	59	116	184	205	273	313	269	212	152	68	
		2nd	18	39	98	136	183	234	281	266	251	183	87	17	
		3rd	9	52	95	141	205	273	284	262	253	192	80	51	
	Mean Min. Temp.	1st	28	- 22	7	64	107	141	213	242	200	155	99	- 4	
		2nd	- 29	- 13	40	72	114	165	226	223	186	131	35	- 40	
		3rd	- 37	- 2	44	82	128	181	232	214	181	120	19	0	
	Mean Wind Speed	1st	34	49	42	30	33	37	33	16	17	32	46	51	
		2nd	41	48	30	35	41	30	25	18	29	26	42	47	
		3rd	46	41	30	44	31	20	26	33	34	27	51	35	
Total Precip.	1st		10	60	170	5	115	625	30	20	25	10	70		
	2nd	35	20	5	80	25		80	1095	65	40	40	35		
	3rd	30	55			10		595	200			15	40		

Element		1	2	3	4	5	6	7	8	9	10	11	12					
(0.1 )	Air Temp.	Mean	- 11	- 1	50	111	161	203	247	248	212	154	60	- 16	118			
	Mean Max.	30	38	95	151	203	243	274	283	256	206	101	22	159				
	Mean Min.	- 47	- 39	12	80	128	174	228	221	173	113	21	- 55	84				
	Highest	96	91	163	207	241	299	337	336	282	274	177	109	337				
	Date	6	26	19	9	26	26	25	5	15	2	1	3	07/25				
	Lowest	- 109	- 78	- 35	35	82	134	204	151	118	29	- 56	- 112	- 112				
	Date	23	11	7	1	6	10	1	29	29	30	30	12	12/12				
(0.1mm)	Precip.	00~24h Total	80	75	55	500	205	260	2395	2835	225	145	165	290	7230			
		Highest. 1 Daily	40	45	30	355	70	140	625	1040	180	90	60	160	1040			
	Date	29	22	1	5	9	7	10	15	11	11	10	24	08/15				
	Hourly	15	20	15	80	65	50	300	410	60	40	45	45	410				
Date	29	22	27	5	13	7	23	15	11	11	10	10	08/15					
(0.1%)	Wind	Mean Speed	5	10	11	18	17	14	14	8	8	5	10	6	11			
		Highest Gust Speed	108	91	84	105	126	88	99	113	91	66	115	75	126			
		* Dir.	W	SSW	W	WSW	SW	SW	SSW	SW	W	W	W	SSW	SW			
Date	26	19	27	26	13	9	7	24	28	29	25	22	05/13					
(0.1%)	Wind Directions Only	Hourly Occurrence Maximum Speed	NNE	5	6	6				6					6			
			NE			6	5		7		8					8		
			ENE	7	7	8	11		6		8			7	7	11		
			E	9	15	8	16	9	8	6	5		7	20	18	20		
			ESE	14	19	17	16	14	9	12	13	6	14	23	27	27		
			SE	36	30	21	27	33	22	26	25	26	28	28	31	36		
			SSE	36	40	27	41	49	36	30	34	26	26	30	28	49		
			S	40	47	35	70	52	47	54	56	37	22	33	43	70		
			SSW	71	56	41	67	42	52	47	59	43	25	52	52	71		
			SW	55	42	45	52	78	55	48	54	50	29	66	34	78		
			WSW	24	34	52	56	55	47	30	33	40	32	32	37	56		
			W	76	47	51	60	62	55	22	46	55	31	57	34	76		
			WNW	15	21	13	12	11	11	7	7	8	12	11	12	21		
			NW	9	6	6	9		5				8	5	7	9		
			NNW	5	7	5							6			7		
			N	6	6	4	4	4	4	4	4	4	6	4	5	6		
			(0.1%)	Hourly Occurrence Percentage	CALM	641	460	421	264	239	289	270	602	621	640	501	634	466
					NNE	1	4	3						5				1
					NE			3	1		6		16					2
					ENE	8	15	8	22		4		3			6	4	6
E	27	36			11	24	5	3	3	4		8	36	32	16			
ESE	23	19			22	15	16	8	16	16	3	40	46	48	23			
SE	12	16			15	22	43	19	58	26	11	24	32	35	26			
SSE	12	57			19	54	56	53	103	20	17	39	28	16	39			
S	13	25			23	76	67	49	153	34	25	24	22	26	45			
SSW	20	36			52	135	118	89	185	75	50	27	36	28	71			
SW	17	27			98	150	167	147	126	67	104	34	81	17	86			
WSW	26	49			117	124	172	176	78	73	85	56	47	19	85			
W	151	189			177	96	105	140	5	56	76	82	149	116	111			
WNW	34	54			30	15	11	15	1	3	8	11	15	20	18			
NW	8	7	1	1		1				9	1	3	3					
NNW	1	3	1							4			1					
N	5	3								1		1	1					



Element		1	2	3	4	5	6	7	8	9	10	11	12			
Number of Days With Classified	Daily Max. Temp.	0.0	8	2										11	21	
		0.1 ~ 10.0	23	26	18	1							14	19	101	
		10.1 ~ 20.0			13	28	14	1				13	16	1	86	
		20.1 ~ 30.0				1	17	29	29	21	30	18				145
		30.1							2	10						12
	Daily Mean Temp.	- 5.0	5	1											7	13
		- 4.9 ~ 0.0	14	15	1								5	13	48	
		0.1 ~ 10.0	12	12	30	9						1	16	11	91	
		10.1 ~ 20.0				21	31	14		2	5	29	9		111	
		20.1						16	31	29	25	1			102	
	Daily Min. Temp.	- 15.0												1	17	47
		- 14.9 ~ - 5.0	18	11										12	13	55
		- 4.9 ~ 0.0	7	15	8									13	83	
		0.1 ~ 10.0	6	2	23	26	3					9	13	1	180	
		10.1				4	28	30	31	31	30	22	4			
	Daily Precip.	0.1mm	4	5	3	5	4	3	14	11	4	3	7	6	69	
		10.0mm				1		2	9	7	1			1	21	
		30.0mm				1			2	2					5	
		80.0mm								2					2	
		100.0mm								1					1	
	Hourly Max. Precip.	1.0mm	4	2	2	5	3	2	13	9	2	2	5	4	53	
6.0mm					1	1		5	8	1				16		
10.0mm								5	5					10		
20.0mm								2	2					4		
30.0mm								1	2					3		
Daily Max. Wind Speed	0.5 ~ 3.3%	8	1	1	1		1	3	14	11	15	6	8	69		
	3.4 ~ 7.9%	20	26	28	23	27	27	25	13	18	16	20	23	266		
	8.0 ~ 13.8%	3	1	2	6	4	2	3	4	1		4		30		
	13.9%															
10 - Day Summary	Mean Temp.	1st	32	- 12	25	99	150	188	237	273	221	182	118	5		
		2nd	- 27	1	59	113	155	200	247	245	213	145	38	- 48		
		3rd	- 36	10	66	122	176	223	257	227	202	136	25	- 5		
	Mean Max. Temp.	1st	72	19	65	139	198	230	261	309	259	231	153	46		
		2nd	15	47	112	150	189	234	274	275	266	199	79	- 7		
		3rd	5	51	107	164	220	265	286	265	245	191	71	28		
	Mean Min. Temp.	1st	- 4	- 42	- 11	66	111	153	219	247	187	147	79	- 41		
		2nd	- 64	- 43	17	84	129	171	229	223	168	104	2	- 85		
		3rd	- 71	- 32	29	90	143	198	236	195	163	92	- 17	- 40		
	Mean Wind Speed	1st	5	6	14	13	16	15	19	7	5	6	15	8		
		2nd	5	13	9	19	21	15	14	4	7	4	7	4		
		3rd	7	9	12	21	14	12	9	12	11	6	7	6		
Total Precip.	1st		5	30	360	75	260	1355	5	20	55	80	110			
	2nd	25	25		140	65		285	2205	180	90		15			
	3rd	55	45	25		65		755	625	25		85	165			

Element		1	2	3	4	5	6	7	8	9	10	11	12				
(0.1 )	Air Temp.	Mean	11	14	54	115	170	207	257	259	215	161	79	18	130		
	Mean Max.	49	54	98	157	217	254	286	297	259	205	121	53	171			
	Mean Min.	-20	-20	19	85	136	177	239	232	182	126	41	-18	98			
	Highest	107	99	136	193	262	286	322	346	297	262	221	115	346			
	Date	6	28	30	10	30	30	30	4	4	8	7	3	08/04			
	Lowest	-73	-58	-22	29	102	132	207	166	137	57	-27	-81	-81			
	Date	15	21	8	2	9	4	1	30	29	30	19	13	12/13			
(0.1mm)	Precip.	00~24h Total	115	250	80	455	480	195	2815	2245	835	295	110	320	8195		
		Highest. 1 Daily	35	100	25	205	280	80	870	685	590	185	30	180	870		
	Hourly	30	70	25	70	60	45	515	260	140	35	20	60	515			
	Date	20	20	2	17	9	26	15	18	11	11	26	24	07/15			
(0.1%)	Wind	Mean Speed	40	41	29	33	27	24	33	30	30	34	42	42	34		
		Highest Gust Speed	168	146	148	153	142	98	156	159	106	150	175	156	175		
		Dir.	NNW	NNE	N	SW	SSW	SSW	SW	SW	N	N	N	NNE	N		
(0.1%)	Wind Directions Only	Date	20	10	6	14	13	7	17	21	17	29	17	10	11/17		
		Hourly Occurrence Maximum Speed	91	80	78	77	54	44	28	70	69	92	112	94	112		
		NNE	51	41	66	61	52	47	30	54	64	65	64	56	66		
		NE	45	37	34	43	40	42	49	32	59	65	47	49	65		
		ENE	38	44	27	31	26	47	42	40	57	43	26	34	57		
		E	29	19	18	38	34	24	35	36	26	31	29	39	39		
		ESE	30	43	37	33	35	33	40	42	37	46	42	51	51		
		SE	47	60	38	69	49	70	46	62	50	38	61	67	70		
		SSE	71	78	47	79	81	63	73	66	39	21	58	57	81		
		S	96	76	67	118	81	79	105	118	69	39	97	72	118		
		SSW	101	68	78	83	117	72	91	94	72	43	91	81	117		
		SW	53	35	55	43	78	47	73	67	40	29	87	80	87		
		WSW	61	28	39	32	35	27	58	21	30	32	32	59	61		
		W	62	49	64	67	62	61	37	54	54	47	59	68	68		
		WNW	87	70	61	54	55	63	43	39	56	45	94	44	94		
		NW	98	85	80	88	75	62	36	50	57	97	87	87	98		
		NNW	115	106	98	85	93	53	51	84	85	108	127	102	127		
		N	5	22	50	22	26	42	35	23	26	27	14	10	25		
		(0.1%)	Hourly Occurrence Percentage	CALM	131	109	83	68	69	78	12	136	152	265	140	178	118
				NNE	142	71	74	66	39	60	24	105	210	258	66	107	102
NE	148			101	65	27	50	31	30	66	121	94	115	81	77		
ENE	32			15	19	17	9	18	9	40	22	39	19	26	22		
E	7			7	4	13	9	8	11	27	6	17	16	18	12		
ESE	9			12	9	7	19	21	22	52	6	8	21	47	20		
SE	70			65	51	96	79	54	67	73	50	17	75	119	68		
SSE	39			79	36	193	168	85	252	63	35	11	54	69	90		
S	40			45	48	137	140	107	314	114	54	22	83	46	96		
SSW	5			22	42	38	82	51	75	62	53	12	34	17	41		
SW	7			12	62	25	56	71	44	58	51	24	24	22	38		
WSW	16			21	59	36	59	65	27	30	31	9	13	22	32		
W	13			21	85	71	59	79	23	17	35	20	14	7	37		
WNW	35			18	47	39	42	65	19	26	29	23	21	6	31		
NW	70	100	113	61	44	74	15	39	43	42	105	22	60				
NNW	229	280	153	84	50	92	22	70	76	112	185	203	128				

Element		1	2	3	4	5	6	7	8	9	10	11	12		
Number of Days With Classified	Daily Max. Temp.	0.0	2	2										2	6
		0.1 ~ 10.0	26	26	14								10	25	101
		10.1 ~ 20.0	3		17	30	8	1				12	17	3	91
		20.1 ~ 30.0					23	29	21	17	30	19	1		140
		30.1							10	14					24
	Daily Mean Temp.	- 5.0													
		- 4.9 ~ 0.0	15	7	1									8	31
		0.1 ~ 10.0	16	21	30	7						1	18	21	114
		10.1 ~ 20.0				23	30	13		1	5	27	10		109
		20.1					1	17	31	30	25	3			107
	Daily Min. Temp.	- 15.0													
		- 14.9 ~ - 5.0	9	2										5	16
		- 4.9 ~ 0.0	12	23	4								5	15	59
		0.1 ~ 10.0	10	3	27	25						4	21	10	100
		10.1				5	31	30	31	31	30	27	2		187
	Daily Precip.	0.1mm	6	5	4	3	6	7	16	14	5	5	6	8	85
		10.0mm		1		2	1		7	6	2	1		1	21
		30.0mm							4	2	1				7
		80.0mm							1						1
		100.0mm													
Hourly Max. Precip.	1.0mm	5	5	5	3	6	4	15	13	4	3	5	4	72	
	6.0mm		1		1	1		9	7	2			1	22	
	10.0mm							6	5	1				12	
	20.0mm							1	2					3	
	30.0mm							1						1	
Daily Max. Wind Speed	0.5 ~ 3.3%										1			1	
	3.4 ~ 7.9%	13	13	18	19	23	27	20	22	21	17	9	11	213	
	8.0 ~ 13.8%	15	13	12	10	7	3	10	8	9	11	11	16	125	
	13.9%	3	2	1	1	1		1	1		2	8	3	23	
10 - Day Summary	Mean Temp.	1st	54	3	34	101	157	186	246	282	224	189	130	33	
		2nd	- 7	18	59	114	166	209	255	254	213	154	64	- 9	
		3rd	- 12	24	68	131	185	227	270	244	208	141	54	25	
	Mean Max. Temp.	1st	88	35	74	143	205	227	272	325	268	231	176	71	
		2nd	30	60	106	154	210	259	286	290	255	195	102	32	
		3rd	29	70	114	175	235	277	300	280	255	190	96	54	
	Mean Min. Temp.	1st	27	- 24	2	72	121	155	231	252	191	160	92	- 6	
		2nd	- 39	- 20	19	88	134	176	234	228	182	119	29	- 48	
		3rd	- 45	- 15	36	95	151	200	251	216	174	103	12	- 4	
	Mean Wind Speed	1st	32	42	36	28	28	30	42	20	22	30	33	42	
		2nd	44	44	26	37	27	24	32	27	37	38	45	46	
		3rd	44	35	25	35	28	17	26	42	30	35	46	38	
Total Precip.	1st			60	205	290	125	1390	255	55	235	35	80		
	2nd	55	165		250	50		1165	1675	590	60		30		
	3rd	60	85	20		140	70	260	315	190		75	210		

Element		1	2	3	4	5	6	7	8	9	10	11	12				
(0.1 )	Air Temp.	Mean	10	11	47	102	156	193	244	246	209	159	76	13	122		
		Mean Max.	45	48	91	151	208	241	278	286	251	199	116	45	163		
		Mean Min.	- 19	- 21	17	68	116	160	221	219	176	128	39	- 19	90		
		Highest	109	105	133	210	251	278	317	328	282	241	212	114	328		
		Date	6	28	11	30	31	30	20	4	4	2	7	3	08/04		
		Lowest	- 74	- 58	- 31	31	75	126	192	181	137	51	- 22	- 79	- 79		
		Date	31	21	3	3	1	3	11	30	29	31	19	14	12/14		
(0.1mm)	Precip.	00~24h Total	115	165	25	330	320	170	2900	2070	435	160	130	330	7150		
		Highest. 1	Daily	40	105	20	265	115	105	760	805	285	75	55	190	805	
			Date	29	22	7	5	23	6	31	20	27	11	25	24	08/20	
			Hourly	20	30	15	50	70	40	290	190	165	20	35	60	290	
(0.1%)	Wind	Date	20	22	7	5	13	25	15	20	27	11	25	24	07/15		
		Mean Speed	35	37	28	31	28	24	27	25	23	28	36	37	30		
		Highest Gust Speed	193	123	107	157	144	111	126	126	105	125	179	142	193		
		* Dir.	W	NNW	NW	S	S	NW	SSE	WNW	WNW	NNW	E	E	W		
(0.1%)	Wind Directions Only	Date	21	22	21	14	13	1	7	24	28	29	23	6	01/21		
		Hourly Occurrence Maximum Speed	20	17	24	26	33	22	16	29	27	19	77	71	77		
		NNE	38	13	23	14	21	31	25	36	39	40	80	82	82		
		NE	32	29	20	33	37	19	22	31	40	39	111	83	111		
		ENE	32	29	27	36	34	30	39	42	43	41	86	99	99		
		E	50	48	39	72	42	44	46	65	39	59	51	53	72		
		ESE	40	69	43	67	62	55	49	61	37	58	46	49	69		
		SE	85	69	44	86	84	57	74	71	45	35	96	56	96		
		SSE	75	46	47	95	57	52	88	75	46	33	58		95		
		S		20	28	40	37	47	39	33	23	19			47		
		SSW		18	23	31	34	18	16	19	22				34		
		SW	15	14	30	32	42	27	21	26	24	9	13		42		
		WSW	112	54	59	73	117	52	36	60	55	24	66	50	117		
		W	89	56	58	70	70	73	48	39	63	29	94		94		
		WNW	82	74	68	49	60	62	32	38	62	86	70		86		
		NW	92	77	63	60	40	31	32	77	48	80	61		92		
		NNW	65	77	56	84	51	38	29	68	48	71	48	62	84		
		(0.1%)	Hourly Occurrence Percentage	N	1	4	9	4	12	11	19	27	25	4		4	10
				CALM	28	7	23	14	22	17	5	31	29	39	236	409	72
				NNE	27	6	9	4	5	17	7	20	33	55	107	144	36
				NE	30	9	4	10	9	7	3	17	56	48	94	44	28
				ENE	30	12	7	10	12	11	15	31	49	40	64	74	30
				E	121	79	69	71	70	86	90	190	88	89	160	167	107
				ESE	28	91	65	125	169	99	210	98	57	35	68	81	94
				SE	30	58	26	138	112	113	344	89	82	39	92	69	99
				SSE	5	27	39	131	102	78	124	73	56	22	21		56
				S		4	34	28	60	33	20	20	14	12			19
SSW				7	7	10	32	11	5	7	6				7		
SW	5			3	36	26	52	26	5	15	18	3	1		16		
WSW	46			39	113	46	77	86	34	50	33	8	18	1	46		
W	44			67	109	81	74	92	12	26	47	20	17		49		
WNW	98			95	117	61	48	86	12	47	85	59	56		63		
NW	324	336	191	126	75	118	52	105	147	237	33		144				
NNW	183	155	144	117	67	110	43	156	176	290	33	8	123				

Element		1	2	3	4	5	6	7	8	9	10	11	12		
Number of Days With Classified	Daily Max. Temp.	0.0	2	2										5	9
		0.1 ~ 10.0	27	25	21	2							9	23	107
		10.1 ~ 20.0	2	1	10	25	12	2				17	20	3	92
		20.1 ~ 30.0				3	19	28	24	22	30	14	1		141
		30.1							7	9					16
	Daily Mean Temp.	- 5.0													
		- 4.9 ~ 0.0	14	10	1									12	37
		0.1 ~ 10.0	17	18	30	12						1	20	19	117
		10.1 ~ 20.0				18	31	17		1	8	30	10		115
	Daily Min. Temp.	20.1						13	31	30	22				96
		- 15.0													
		- 14.9 ~ - 5.0	6	2										6	14
		- 4.9 ~ 0.0	15	23	8								8	17	71
	Daily Precip.	0.1 ~ 10.0	10	3	23	29	6					3	20	8	102
		10.1				1	25	30	31	31	30	28	2		178
		0.1mm	5	5	2	5	5	4	16	16	3	3	6	10	80
		10.0mm		1		1	2	1	6	8	2			1	22
	Hourly Max. Precip.	30.0mm							4	1					5
		80.0mm								1					1
		100.0mm													
1.0mm		4	3	1	2	4	3	16	13	3	3	5	5	62	
Daily Max. Wind Speed	6.0mm					2		6	5	1			1	15	
	10.0mm							6	5	1				12	
	20.0mm							3						3	
	30.0mm														
10 - Day Summary	Mean Temp.	0.5 ~ 3.3%					1		1					2	
		3.4 ~ 7.9%	15	12	24	16	22	25	21	21	25	17	10	8	216
		8.0 ~ 13.8%	14	16	7	12	8	4	10	9	5	14	17	21	137
	13.9%	2			2	1						3	2	10	
10 - Day Summary	Mean Max. Temp.	1st	53	2	28	88	144	171	235	265	218	180	120	30	
		2nd	- 6	12	54	101	150	195	242	241	210	155	60	- 14	
		3rd	- 13	22	58	117	173	212	254	233	199	145	47	21	
	Mean Min. Temp.	1st	84	31	72	133	201	217	268	309	260	222	163	67	
		2nd	27	55	101	150	200	242	278	279	252	193	98	18	
		3rd	28	61	99	171	222	263	288	272	241	183	89	51	
	Mean Wind Speed	1st	29	- 22	- 1	58	99	139	215	234	187	150	85	- 4	
		2nd	- 38	- 26	21	72	117	161	217	217	180	125	26	- 48	
		3rd	- 44	- 14	30	75	132	180	231	206	163	110	5	- 7	
	Total Precip.	1st	29	38	34	28	25	29	34	18	17	27	32	38	
		2nd	38	40	26	35	33	24	26	27	27	30	39	42	
		3rd	38	31	24	31	27	18	22	30	25	28	39	32	
(0.1mm)	1st		5	25	270	120	120	1090	165	15	85	35	70		
	2nd	60	55		60	70		730	1380	135	75		5		
	3rd	55	105			130	50	1080	525	285		95	255		

Element		1	2	3	4	5	6	7	8	9	10	11	12					
(0.1 )	Air Temp.	Mean	- 48	- 35	24	98	149	183	221	212	169	114	23	- 51	88			
	Mean Max.	- 10	15	79	161	212	241	252	251	213	158	65	- 16	135				
	Mean Min.	- 80	- 78	- 16	53	104	143	199	187	138	84	- 15	- 86	53				
	Highest	83	82	137	247	258	307	291	315	244	230	166	48	315				
	Date	8	16	30	16	30	23	20	6	26	9	7	3	08/06				
	Lowest	- 171	- 140	- 92	3	53	104	178	106	81	- 13	- 94	- 148	- 171				
	Date	14	10	7	2	15	8	26	30	29	30	19	12	01/14				
(0.1mm)	Precip.	00~24h Total	60	125	40	660	315	625	2720	2630	820	205	5	80	8285			
		Highest. 1	Daily	25	85	20	220	105	220	435	580	575	125	5	55	580		
	Date	29	22	2	17	9	26	6	14	11	1	10	24	08/14				
	Hourly	15	20	10	60	65	175	355	225	145	45	5	25	355				
Date	20	22	29	17	24	27	6	28	11	1	10	24	07/06					
(0.1%)	Wind	Mean Speed	37	37	31	42	37	28	36	31	30	34	37	37	35			
		Highest Gust Speed	136	140	138	153	158	133	163	144	184	150	167	139	184			
		Dir.	SE	W	W	NE	W	NW	W	W	E	E	WNW	NW	E			
Date	5	19	27	17	13	2	10	28	15	28	10	13	09/15					
(0.1%)	Wind Directions Only	Hourly Occurrence Maximum Speed	NNE	73	95	77	60	54	59		53	68	71	94	67	95		
			NE	58	75	64	60	33	39	6	84	49	69	88	75	88		
			ENE	65	52	43	91	42	36	27	57	60	61	76	66	91		
			E	89	56	78	104	81	91	86	84	98	98	52	22	104		
			ESE	97	39	73	102	53	85	93	97	90	113	48	23	113		
			SE	31	19	43		5	47	39	28	48	16	15	15	48		
			SSE	8	8	22	8		8	6	21	21		32	13	32		
			S	31	18			5	18	54	11	13	7	20		54		
			SSW			5		8		16	20					8	20	
			SW	27	13	7	8	6		15	11					10	27	
			WSW		29	13	26	37	26	12	24	26	26	25	33	37		
			W	79	94	66	107	110	91	122	97	86	75	88	78	122		
			WNW	76	83	88	85	104	77	87	85	80	69	86	72	104		
			NW	80	74	73	80	69	88	14	88	105	73	74	89	105		
			NNW	87	72	75	57	58	49		42	61	64	93	74	93		
			N	72	78	87	67	64	78	4	74	53	67	84	70	87		
			(0.1%)	Hourly Occurrence Percentage	CALM	32	24	48	44	79	133	56	110	106	59	49	30	64
					NNE	26	25	32	19	13	15		20	26	26	35	24	22
					NE	23	27	36	25	8	21	4	36	40	40	28	28	26
					ENE	35	19	77	58	23	46	5	78	110	203	40	35	61
E	70	31			67	54	47	82	38	141	231	282	31	8	91			
ESE	62	16			50	31	19	68	38	138	101	136	11	4	57			
SE	7	6			11		1	3	1	11	21	1	1	3	5			
SSE	1	1			3	3		1	1	5	4		3	1	2			
S	5	3					1	1	4	3	4	1	4		2			
SSW					1		3		1	4				1	1			
SW	3	1			1	1	1		1	3				1	1			
WSW		10			7	4	7	4	1	4	3	5	3	3	4			
W	132	180			125	253	277	168	457	185	103	75	286	202	204			
WNW	439	525			422	400	445	361	384	207	183	101	386	463	359			
NW	105	91	75	43	44	64	7	23	46	22	71	121	59					
NNW	27	22	17	35	12	18		12	11	20	22	36	19					
N	32	16	27	29	19	14		19	11	28	31	39	22					

Element		1	2	3	4	5	6	7	8	9	10	11	12		
Number of Days With Classified	Daily Max. Temp.	0.0	18	10	4								4	23	59
		0.1 ~ 10.0	13	18	18	1						1	18	8	77
		10.1 ~ 20.0			9	23	11	3		3	9	27	8		93
		20.1 ~ 30.0				6	20	26	31	26	21	3			133
		30.1						1		2					3
	Daily Mean Temp.	-5.0	16	11	2								3	15	47
		-4.9 ~ 0.0	7	13	4								6	13	43
		0.1 ~ 10.0	8	4	25	18						10	20	3	88
		10.1 ~ 20.0				12	31	20	1	8	30	21	1		124
		20.1						10	30	23					63
	Daily Min. Temp.	-15.0	2												2
		-14.9 ~ -5.0	20	20	6								7	25	78
		-4.9 ~ 0.0	8	8	14							1	12	6	49
		0.1 ~ 10.0	1		11	29	15				2	23	11		92
		10.1				1	16	30	31	31	28	7			144
	Daily Precip.	0.1mm	4	4	4	7	5	6	19	17	5	5	1	3	80
		10.0mm				4	1	3	12	8	2	1			31
		30.0mm							3	3	1				7
		80.0mm													
		100.0mm													
Hourly Max. Precip.	1.0mm	3	2	2	5	5	6	15	14	4	4		1	61	
	6.0mm				1	2	2	10	8	2				25	
	10.0mm						2	6	5	1				14	
	20.0mm							1	1					2	
	30.0mm							1						1	
Daily Max. Wind Speed	0.5 ~ 3.3%														
	3.4 ~ 7.9%	3	7	11	4	9	9	6	7	11	9	5	3	84	
	8.0 ~ 13.8%	28	20	20	24	19	21	21	19	17	17	24	27	257	
	13.9%		1		2	3		4	5	2	5	1	1	24	
10 - Day Summary	Mean Temp.	1st	-4	-51	-13	90	142	156	215	236	180	148	72	-37	
		2nd	-72	-34	48	93	141	193	219	204	164	105	2	-78	
		3rd	-67	-17	36	111	164	200	228	199	164	93	-5	-39	
	Mean Max. Temp.	1st	32	-7	39	150	208	206	238	283	219	189	121	-1	
		2nd	-35	23	104	154	199	254	253	242	207	146	46	-38	
		3rd	-24	34	92	180	227	262	263	229	214	140	29	-9	
	Mean Min. Temp.	1st	-28	-86	-53	46	95	118	197	207	151	120	24	-79	
		2nd	-106	-83	5	48	95	145	195	186	136	77	-29	-112	
		3rd	-105	-62	0	64	120	165	204	170	126	58	-40	-69	
	Mean Wind Speed	1st	43	37	36	41	34	36	42	24	24	31	35	35	
		2nd	38	44	28	45	41	27	35	33	40	39	38	39	
		3rd	31	29	29	40	37	21	31	37	28	32	39	38	
Total Precip.	1st			20	300	145	170	1790	625	45	170	5	25		
	2nd	20	40		355	25		345	1080	580	35				
	3rd	40	85	20	5	145	455	585	925	195			55		

2017

		Element	1	2	3	4	5	6	7	8	9	10	11	12			
(0.1 )	Air Temp.	Mean	- 61	- 44	12	98	152	181	231	214	163	105	8	- 68	83		
		Mean Max.	1	18	79	174	228	254	271	263	230	175	72	- 13	146		
		Mean Min.	- 119	- 110	- 47	19	76	114	201	175	109	51	- 56	- 132	23		
		Highest	93	85	160	254	287	313	314	337	278	233	153	45	337		
		Date	7	16	19	30	20	23	19	5	26	8	7	23	08/05		
		Lowest	- 221	- 194	- 104	- 34	14	51	168	95	26	- 65	- 127	- 211	- 221		
		Date	24	2	8	3	8	4	1	27	29	31	21	20	01/24		
(0.1mm)	Precip.	00~24h Total	115	175	220	565	215	395	4230	2315	365	375	420	200	9590		
		Highest.	1	Daily	55	65	100	135	65	105	1185	605	215	160	215	120	1185
		Date	29	17	31	18	13	7	2	24	19	11	25	24	07/02		
		Hourly	15	20	20	55	60	40	360	415	180	55	75	30	415		
(0.1%)	Wind	Date	29	20	25	18	13	25	4	24	19	11	25	24	08/24		
		Mean Speed	16	17	15	20	19	15	12	11	11	10	15	17	15		
		Highest Gust Speed	136	104	131	129	134	96	104	97	138	90	138	129	138		
		* Dir.	W	WSW	W	W	WSW	W	W	W	SW	ESE	W	WSW	W		
(0.1%)	Wind Directions Only	Date	12	16	9	28	14	9	2	24	19	22	10	11	11/10		
		Hourly Occurrence Maximum Speed	29	22	19	25	20	31	16	23	24	28	18	22	31		
		NNE	28	33	31	35	30	37	33	43	25	27	12	18	43		
		NE	27	29	49	40	51	50	33	37	42	39	23	34	51		
		ENE	10	22	21	30	22	32	28	24	43	32	24	22	43		
		E	20	24	19	32	28	25	26	31	32	30	18	29	32		
		ESE	32	30	25	21	13	26	24	20	30	28	22	24	32		
		SE	14	25	15	14	18	14	18	19	19	32	19	22	32		
		SSE	14	16	15	11	22	13	16	14	21	26	19	15	26		
		S	25	20	19	27	21	24	19	20	18	18	24	23	27		
		SSW	42	44	38	41	44	37	34	42	36	21	37	33	44		
		SW	73	58	65	69	73	59	51	47	41	46	70	79	79		
		WSW	63	55	61	81	70	55	46	52	59	49	76	86	86		
		W	48	51	35	37	40	42	30	27	31	34	44	45	51		
		WNW	8	22	14	30	34	20	15	25	17	22	17	18	34		
		NW	18	23	12	16	32	29	24	23	25	25	12	14	32		
		NNW	17	4	17	32	15	31	15	19	20	23	10	15	32		
		N	364	341	358	281	259	231	254	290	299	384	369	307	311		
		(0.1%)	Hourly Occurrence Percentage	CALM	5	1	4	19	12	17	20	43	27	20	4	8	15
				NNE	15	10	15	33	26	56	51	51	38	26	8	4	28
				NE	20	30	47	51	51	99	121	91	78	44	22	44	58
				ENE	11	22	23	31	23	35	91	63	50	48	40	34	39
				E	15	7	8	11	17	10	23	19	23	16	17	17	15
				ESE	11	10	7	8	5	6	22	11	13	27	13	8	12
				SE	5	3	4	6	4	6	13	8	16	13	6	9	8
				SSE	12	9	10	7	5	7	9	5	6	15	14	20	10
				S	30	22	19	14	8	10	12	23	17	13	19	20	17
				SSW	47	54	36	35	32	29	36	52	46	39	38	47	41
SW	251			278	208	203	220	132	125	99	110	110	210	209	179		
WSW	161			165	163	197	168	131	108	83	94	117	150	199	145		
W	27			27	36	43	44	63	35	38	40	27	49	34	38		
WNW	9			10	33	28	62	90	31	38	70	42	25	22	38		
NW	7	9	21	14	56	61	34	55	53	38	14	13	31				
NNW	9		10	18	5	21	15	30	23	20	3	4	13				



Element		1	2	3	4	5	6	7	8	9	10	11	12			
Number of Days With Classified	Daily Max. Temp.	0.0	15	8	1								3	20	47	
		0.1 ~ 10.0	16	20	19	1						1	18	11	86	
		10.1 ~ 20.0			11	22	8	1				4	23	9	78	
		20.1 ~ 30.0				7	23	26	27	24	24	7				138
		30.1						3	4	7						14
	Daily Mean Temp.	- 5.0	20	13									4	18	55	
		- 4.9 ~ 0.0	8	13	9								12	12	54	
		0.1 ~ 10.0	3	2	22	19					1	13	14	1	75	
		10.1 ~ 20.0				11	30	19		7	27	18			112	
		20.1					1	11	31	24					67	
	Daily Min. Temp.	- 15.0	13	6										12	31	
		- 14.9 ~ - 5.0	12	19	13							1	17	16	78	
		- 4.9 ~ 0.0	6	3	17	11						3	10	3	53	
		0.1 ~ 10.0			1	19	24	12		1	12	20	3		92	
		10.1					7	18	31	30	16	7			109	
	Daily Precip.	0.1mm	5	5	8	8	6	10	19	18	3	6	9	7	104	
		10.0mm			1	3		1	7	7	1	1	1	1	23	
		30.0mm							4	3					7	
		80.0mm							2						2	
		100.0mm							2						2	
	Hourly Max. Precip.	1.0mm	3	4	5	8	5	7	17	15	3	6	7	4	84	
6.0mm						1		6	7	1		1		16		
10.0mm								3	4	1				8		
20.0mm								2	1					3		
30.0mm								2	1					3		
Daily Max. Wind Speed	0.5 ~ 3.3%	2						2	1	2	1		1	9		
	3.4 ~ 7.9%	22	19	21	8	17	26	26	28	24	28	20	18	257		
	8.0 ~ 13.8%	7	9	8	22	14	4	3	2	2	2	10	12	95		
	13.9%															
10 - Day Summary	Mean Temp. (0.1 )	1st	- 5	- 67	- 10	83	146	157	227	240	174	143	62	- 49		
		2nd	- 85	- 43	22	98	142	181	234	209	160	103	- 15	- 107		
		3rd	- 92	- 18	24	112	166	205	231	195	152	73	- 25	- 50		
	Mean Max. Temp. (0.1 )	1st	45	- 6	47	156	225	220	271	297	243	196	132	- 2		
		2nd	- 21	25	109	170	216	267	279	245	220	169	44	- 37		
		3rd	- 19	39	81	195	243	276	265	248	226	160	39	- 1		
	Mean Min. Temp. (0.1 )	1st	- 50	- 132	- 62	11	66	89	197	198	123	104	- 9	- 106		
		2nd	- 143	- 117	- 53	32	76	101	201	181	104	53	- 72	- 179		
		3rd	- 161	- 74	- 28	14	86	151	205	150	98	2	- 87	- 113		
	Mean Wind Speed (0.1%)	1st	15	17	21	15	20	18	12	10	9	9	14	18		
		2nd	16	20	12	21	19	15	14	11	14	10	18	19		
		3rd	16	15	12	23	18	13	11	13	10	12	13	15		
Total Precip. (0.1mm)	1st	15	5	50	230	30	200	3540	300		165	105	50			
	2nd	15	115	5	335	125	10	230	675	305	210	35	15			
	3rd	85	55	165		60	185	460	1340	60		280	135			

Element		1	2	3	4	5	6	7	8	9	10	11	12				
(0.1 )	Air Temp.	Mean	2	23	60	138	180	191	256	230	199	137	73	2	124		
		Mean Max.	42	65	106	196	227	227	288	262	246	185	119	43	167		
		Mean Min.	-45	-21	3	77	123	147	227	200	141	87	16	-41	76		
		Highest	103	149	178	292	324	308	362	314	283	251	209	112	362		
		Date	3	16	30	30	19	30	13	22	19	1	7	23	07/13		
		Lowest	-106	-79	-47	3	58	84	179	128	92	20	-65	-98	-106		
		Date	14	21	7	2	2	11	5	29	29	24	19	12	01/14		
(0.1mm)	Precip.	00~24h Total	330	5	445	460	225	900	2210	4580	140	875	520	5	10695		
		Highest. 1	Daily	240	5	220	145	85	425	585	1485	95	300	515	5	1485	
			Date	8	5	31	1	13	26	8	10	19	10	3	24	08/10	
			Hourly	110	5	55	55	75	165	145	260	50	110	125	5	260	
(0.1%)	Wind	Mean Speed	37	38	28	35	35	24	23	18	25	21	36	41	30		
		Highest Gust Speed * Dir.	179	172	139	166	179	150	140	107	149	117	178	165	179		
(0.1%)	Wind Directions Only	Date	12	2	9	30	19	9	17	15	30	31	24	11	05/19		
		Hourly Occurrence Maximum Speed	38	71	61	66	67	72	39	45	47	56	52	35	72		
		NNE	30	30	46	53	43	37	16	35	31	60	30	21	60		
		NE	27	23	59	36	32	37	38	42	64	67	22	16	67		
		ENE	14	26	63	36	39	36	44	46	72	70	49	14	72		
		E	25	25	39	48	41	40	36	75	37	23	31	24	75		
		ESE	40	40	59	78	65	61	53	78	60	51	51	23	78		
		SE	35	43	49	73	63	48	52	45	51	46	29	19	73		
		SSE	39	52	30	60	42	32	35	30	44	27	48	18	60		
		S	52	56	31	52	39	35	29	31	38	31	53	44	56		
		SSW	70	69	40	77	62	25	70	60	56	32	72	54	77		
		SW	84	104	66	106	94	73	65	47	73	68	94	70	106		
		WSW	108	118	84	102	106	104	76	61	92	57	113	112	118		
		W	88	70	76	92	116	64	42	35	47	47	74	83	116		
		WNW	56	48	44	60	63	57	26	31	54	36	46	47	63		
		NW	71	64	53	59	64	45	30	52	55	37	59	34	71		
		NNW	62	74	57	61	64	61	31	56	38	60	60	43	74		
		(0.1%)	Hourly Occurrence Percentage	CALM	9	9	24	31	32	53	97	117	45	52	4	9	40
				NNE	9	42	39	32	50	60	40	46	36	74	21	7	38
				NE	4	9	23	13	9	18	8	7	17	30	11	4	13
ENE	5			4	13	14	9	24	8	16	21	30	4	1	13		
E	3			6	36	14	15	28	28	32	26	34	17	1	20		
ESE	9			10	43	50	51	58	66	70	36	19	13	4	36		
SE	13			16	58	104	117	181	102	87	103	41	11	3	70		
SSE	12			9	30	67	51	74	59	51	49	27	7	7	37		
S	5			27	19	46	16	28	38	35	33	23	13	3	24		
SSW	22			31	36	40	22	28	48	74	43	37	46	30	38		
SW	38			60	50	46	31	26	50	58	43	49	88	55	49		
WSW	254			219	151	128	129	90	147	93	195	173	235	276	174		
W	337			347	242	224	255	149	157	142	233	196	314	435	252		
WNW	145			82	122	90	83	65	42	83	60	83	128	116	92		
NW	71	45	50	57	43	25	40	44	26	57	38	22	43				
NNW	36	51	44	28	46	51	35	24	15	27	29	17	34				
N	26	34	20	18	40	43	35	20	17	46	24	11	28				

Element		1	2	3	4	5	6	7	8	9	10	11	12		
Number of Days With Classified	Daily Max. Temp.	0.0	4	1										4	9
		0.1 ~ 10.0	25	23	13	1							11	25	98
		10.1 ~ 20.0	2	4	18	18	9	8				25	18	2	104
		20.1 ~ 30.0				11	21	21	17	28	30	5	1		134
		30.1					1	1	14	3					19
	Daily Mean Temp.	- 5.0	3											3	6
		- 4.9 ~ 0.0	13	6									1	11	31
		0.1 ~ 10.0	15	21	27	3						1	19	17	103
		10.1 ~ 20.0		1	4	24	21	17		2	20	29	10		128
		20.1				3	10	13	31	29	10				96
	Daily Min. Temp.	- 15.0												3	12
		- 14.9 ~ - 5.0	15	3										9	16
		- 4.9 ~ 0.0	11	18	20									3	102
		0.1 ~ 10.0	5	7	11	25	10	3			1	21	16	3	155
		10.1				5	21	27	31	31	29	9	2		1
	Daily Precip.	0.1mm	4	1	8	9	6	12	14	19	3	6	2	1	85
		10.0mm	1		1	2		2	7	13		3	1		30
		30.0mm						1	3	5		1	1		11
		80.0mm								1					1
		100.0mm								1					1
Hourly Max. Precip.	1.0mm	2		7	8	4	11	12	16	3	4	2		69	
	6.0mm	1				1	3	4	9		4	1		23	
	10.0mm	1					1	1	7		1	1		12	
	20.0mm								2					2	
	30.0mm														
Daily Max. Wind Speed	0.5 ~ 3.3%								1	1				2	
	3.4 ~ 7.9%	8	6	13	5	11	21	19	21	17	22	3	4	150	
	8.0 ~ 13.8%	20	20	17	19	13	8	11	9	10	8	25	23	183	
	13.9%	3	2	1	6	7	1	1		2		2	4	29	
10 - Day Summary	Mean Temp. (0.1 )	1st	42	11	40	119	158	174	242	247	211	166	127	13	
		2nd	- 17	30	69	145	197	187	293	221	196	125	50	- 28	
		3rd	- 15	29	69	150	185	210	235	224	192	121	41	20	
	Mean Max. Temp. (0.1 )	1st	79	44	86	170	211	215	280	274	254	204	176	55	
		2nd	25	77	118	209	241	228	333	241	243	173	93	16	
		3rd	24	75	114	210	230	239	256	271	241	178	88	57	
	Mean Min. Temp. (0.1 )	1st	- 4	- 22	- 13	62	95	119	211	221	156	125	72	- 33	
		2nd	- 69	- 13	2	95	145	139	257	202	137	78	- 4	- 73	
		3rd	- 61	- 28	18	74	127	182	214	179	128	59	- 20	- 20	
	Mean Wind Speed (0.1%)	1st	34	41	35	29	35	27	22	17	22	17	33	38	
		2nd	38	40	26	40	44	25	33	16	25	20	38	45	
		3rd	40	31	24	35	26	21	15	20	27	27	37	39	
Total Precip. (0.1mm)	1st	300	5	110	270	45	370	1285	2065		400	515			
	2nd			20	140	85	20	30	2145	125	220				
	3rd	30		315	50	95	510	895	370	15	255	5	5		

		Element	1	2	3	4	5	6	7	8	9	10	11	12		
Air Temp. (0.1 )	Mean		7	8	47	100	149	189	235	243	214	163	76	8	120	
	Mean Max.		32	34	76	135	188	224	263	269	237	185	105	35	149	
	Mean Min.		- 18	- 20	21	72	118	163	212	222	192	140	47	- 20	94	
	Highest		96	93	109	174	223	262	301	316	272	227	182	97	316	
	Date		6	16	30	10	30	26	26	4	4	2	7	3	08/04	
	Lowest		- 74	- 57	- 21	31	82	145	193	182	163	64	- 19	- 71	- 74	
	Date		23	10	7	2	1	6	5	28	29	30	30	12	01/23	
Precip. (0.1mm)	00~24h Total		150	100	15	600	100	150	3615	2385	270	335	280	330	8330	
	Highest. 1	Daily	60	60	10	525	70	105	770	770	205	165	150	230	770	
		Date	20	22	1	5	9	6	10	20	11	11	25	24	08/20	
		Hourly	30	20	5	85	45	35	370	355	80	75	105	75	370	
	Date	27	22	2	5	9	6	16	24	11	11	25	24	07/16		
Wind (0.1%)	Mean Speed		38	40	27	30	25	21	21	22	27	38	40	41	31	
	Highest Gust Speed		186	195	164	177	186	124	128	176	136	205	197	192	205	
	Dir.		NNW	N	N	NNW	SW	SW	SW	NNE	N	N	NNW	NNW	N	
	Date		14	20	7	12	13	9	3	28	28	29	10	10	10/29	
Wind Directions Only (0.1%)	Hourly Occurrence Maximum Speed		67	89	38	70	29	31	24	127	87	85	84	52	127	
		NNE	59	48	53	30	31	32	39	49	93	107	62	35	107	
		NE	31	32	19	17	19	23	22	33	27	33	20	42	42	
		ENE	15	25	22	22	25	19	26	22	20	10	13	25	26	
		E	39	23	19	59	27	39	38	55	37	36	29	37	59	
		ESE	49	34	37	56	47	46	50	74	37	75	49	53	75	
		SE	47	44	38	45	45	38	40	37	36	27	52	51	52	
		SSE	38	36	33	61	62	53	48	65	35	35	47	50	65	
		S	107	78	65	91	106	74	71	83	66	42	103	75	107	
		SSW	110	84	76	88	114	85	62	78	75	49	92	128	128	
		SW	72	50	73	81	76	58	67	44	51	44	70	70	81	
		WSW	65	50	46	46	46	32	14	39	36	35	78	68	78	
		W	44	57	37	35	43	36	34	21	44	43	44	35	57	
		WNV	51	37	37	36	38	34	35	32	28	8	45	51	51	
		NW	104	106	92	99	87	44	38	84	80	128	122	109	128	
		NNW	117	123	90	119	99	63	21	113	81	122	111	110	123	
		N	32	27	59	50	93	135	147	171	61	17	45	16	71	
		Hourly Occurrence Percentage		49	39	63	39	36	54	24	58	42	125	46	46	52
			NNE	84	31	28	13	15	28	22	47	101	138	33	19	47
			NE	18	7	7	4	7	10	5	27	40	46	6	22	17
			ENE	17	10	5	8	4	6	8	19	21	8	14	11	11
			E	21	7	8	17	15	26	31	82	38	27	26	23	27
			ESE	52	39	22	57	34	47	48	130	81	97	57	60	60
			SE	11	43	63	106	145	72	152	34	18	13	32	48	62
			SSE	22	30	47	103	89	61	118	27	43	15	46	42	54
			S	25	73	69	142	144	106	230	89	74	20	61	69	92
			SSW	24	49	101	135	149	115	75	52	81	27	71	24	75
			SW	35	34	125	118	113	125	57	54	61	19	56	26	69
		WSW	38	52	43	32	27	13	4	27	18	12	43	34	28	
		W	38	39	34	26	20	46	5	12	28	22	35	20	27	
		WNV	36	24	36	25	30	28	22	13	24	1	31	32	25	
		NW	216	182	110	67	44	74	34	62	88	132	127	172	108	
		NNW	283	313	180	60	36	56	16	97	183	281	273	337	175	
		N														

Element		1	2	3	4	5	6	7	8	9	10	11	12		
Number of Days With Classified	Daily Max. Temp.	0.0	6	3										7	16
		0.1 ~ 10.0	23	25	27	4							13	24	116
		10.1 ~ 20.0			4	26	20	4			1	23	17		95
		20.1 ~ 30.0					11	26	29	27	29	8			130
		30.1							1	4					5
	Daily Mean Temp.	- 5.0	2											1	3
		- 4.9 ~ 0.0	11	11	1								2	11	36
		0.1 ~ 10.0	16	17	30	12						1	18	19	113
		10.1 ~ 20.0				18	31	24		1	6	30	10		120
		20.1						6	30	30	24				90
	Daily Min. Temp.	- 15.0													
		- 14.9 ~ - 5.0	8	3										6	17
		- 4.9 ~ 0.0	12	22	5								6	17	62
		0.1 ~ 10.0	9	3	26	29	5					3	20	8	103
		10.1				1	26	30	30	31	30	28	4		180
	Daily Precip.	0.1mm	5	4	2	5	3	4	17	13	4	4	5	5	71
		10.0mm				1		1	8	6	1	2	1	1	21
		30.0mm				1			4	4					9
		80.0mm													
		100.0mm													
Hourly Max. Precip.	1.0mm	3	4		3	2	2	13	11	4	3	4	4	53	
	6.0mm				1			9	5	1	1	1	1	19	
	10.0mm							8	4			1		13	
	20.0mm							4	3					7	
	30.0mm							2	2					4	
Daily Max. Wind Speed	0.5 ~ 3.3%								1					1	
	3.4 ~ 7.9%	7	5	14	8	18	17	18	15	14	11	5	5	137	
	8.0 ~ 13.8%	14	16	14	19	11	13	12	14	16	16	12	13	170	
		8	7	3	3	2			1		4	13	13	54	
	13.9%														
10 - Day Summary	Mean Temp.	1st	52	- 2	27	86	134	176	227	258	222	187	126	26	
		2nd	- 11	11	53	102	145	186	234	240	217	158	56	- 21	
		3rd	- 22	17	60	112	165	205	244	231	204	147	44	18	
	Mean Max. Temp.	1st	72	16	55	119	176	207	254	292	245	210	150	57	
		2nd	14	46	86	137	181	220	263	265	241	176	88	9	
		3rd	8	42	85	149	206	245	271	253	227	170	76	41	
	Mean Min. Temp.	1st	27	- 23	0	59	102	153	204	233	200	163	101	- 6	
		2nd	- 35	- 23	23	75	116	159	210	225	195	139	31	- 49	
		3rd	- 48	- 13	38	83	134	177	223	209	182	121	10	- 7	
	Mean Wind Speed	1st	32	44	33	26	24	26	26	14	16	35	37	42	
		2nd	41	41	26	32	28	21	19	21	37	39	43	50	
		3rd	42	34	23	33	24	15	19	31	29	40	41	32	
	Total Precip.	1st	5	10	15	530	75	145	1360	55	20	170	40	55	
		2nd	60	30		70	25		1225	1180	205	165			
		3rd	85	60				5	1030	1150	45		240	275	

	Element	1	2	3	4	5	6	7	8	9	10	11	12				
(0.1 )	Air Temp.	Mean	13	11	45	90	142	185	234	246	214	163	79				
		Mean Max.	37	33	65	116	172	215	255	269	235	184	105				
		Mean Min.	- 5	- 6	31	71	118	160	215	227	197	147	58				
		Highest	100	71	98	157	235	264	282	304	265	233	166	97	304		
		Date	1	16	18	10	21	26	23	2	3	9	2	3	08/02		
		Lowest	- 58	- 53	- 18	40	66	138	188	194	171	74	- 11	- 56	- 58		
		Date	14	10	7	3	2	10	1	28	29	30	18	11	01/14		
(0.1mm)	Precip. Highest. 1	00~24h Total	80	100		330	145	130	1470	2215	295	150	80	165	5160		
		Daily	40	95		280	75	100	645	1375	120	60	30	140	1375		
		Date	29	22		5	9	6	10	20	11	10	25	24	08/20		
		Hourly	20	20		50	40	20	235	275	55	60	30	70	275		
(0.1%)	Wind	Mean Speed	60	70	54	59	54	43	49	36	36	47	63				
		Highest Gust Speed	238	216	174	202	211	152	155	219	154	236	248	205	248		
		Dir.	SW	N	N	SSW	SW	NNW	SW	ESE	NNW	NNW	SW	NNW	SW		
		Date	20	10	2	14	13	1	10	28	28	29	25	10	11/25		
		(0.1%)	Wind Directions Only	Hourly Occurrence Maximum Speed	134	139	101	110	117	89	72	107	92	132	121	109	139
				NNE	76	53	66	97	65	76	67	98	108	92	52	64	108
				NE	60	59	47	48	54	48	41	47	45	58	18	21	60
ENE	30			27	14	37	31	30	31	36	28	28	13	8	37		
E	58			62	10	64	50	65	76	93	44	82	52	28	93		
ESE	53			40	66	118	64	69	65	96	42	163	42	38	163		
SE	24			33	32	87	86	68	80	103	36	45	71	46	103		
SSE	77			127	77	114	154	105	116	141	80	56	86	76	154		
S	101			127	80	163	129	101	130	154	91	64	90	86	163		
SSW	144			119	75	133	164	110	132	106	88	69	156	117	164		
SW	85			66	52	93	69	85	75	102	69	46	78	51	102		
WSW	60			83	76	84	133	57	84	50	91	57	111	87	133		
W	101			87	91	81	111	82	67	51	95	12	85	126	126		
WNW	123	91	84	105	109	86	78	71	75	21	131	119	131				
NW	178	143	144	143	134	124	67	83	128	192	172	168	192				
NNW	201	165	143	151	138	116	85	122	117	167	151	153	201				
(0.1%)	Hourly Occurrence Percentage	CALM	15	6	12	13	23	50	81	114	41	13	10	9	32		
		NNE	214	109	66	52	44	35	19	104	120	291	141	157	114		
		NE	77	37	19	27	31	21	12	60	89	132	52	50	51		
		ENE	44	25	14	19	11	34	6	55	58	59	10	11	29		
		E	19	10	3	9	8	11	6	26	23	16	4	2	11		
		ESE	15	10	1	14	14	22	28	69	42	28	6	20	22		
		SE	16	18	9	19	22	25	40	87	26	46	35	32	31		
		SSE	13	10	15	13	45	50	58	79	19	18	28	29	32		
		S	8	82	61	81	82	64	178	87	39	32	49	39	66		
		SSW	26	54	53	140	134	85	224	37	52	22	38	23	73		
		SW	22	43	39	131	116	96	175	46	70	22	69	77	75		
		WSW	20	33	46	46	108	60	59	18	57	4	78	41	47		
		W	19	10	27	62	59	43	22	28	34	15	41	36	33		
WNW	13	10	51	45	56	70	18	25	10	4	17	24	29				
NW	32	15	95	76	65	64	12	21	18	5	24	36	39				
NNW	75	101	168	127	113	149	18	49	112	55	179	70	102				
N	371	426	321	126	71	119	44	94	191	237	220	345	214				

Element		1	2	3	4	5	6	7	8	9	10	11	12			
Number of Days With Classified	Daily Max. Temp.	0.0	4	3	1									3	11	
		0.1 ~ 10.0	27	25	30	7							13	20	122	
		10.1 ~ 20.0				21	25	10				24	16			96
		20.1 ~ 30.0					6	20	28	29	25	7				115
		30.1								1						1
	Daily Mean Temp.	- 5.0														
		- 4.9 ~ 0.0	13	12	1									6	32	
		0.1 ~ 10.0	18	16	30	22	1					1	20	16	124	
		10.1 ~ 20.0				6	30	22			3	30	9		100	
		20.1						8	28	29	24				89	
	Daily Min. Temp.	- 15.0														
		- 14.9 ~ - 5.0	4	1										2	7	
		- 4.9 ~ 0.0	16	14	4								2	12	48	
		0.1 ~ 10.0	11	13	27	28	5					2	24	9	119	
		10.1					26	30	28	30	25	29	3		171	
	Daily Precip.	0.1mm	5	2		5	4	3	14	12	5	4	4	4	62	
		10.0mm				1		1	3	4	2			1	12	
		30.0mm							2	1					3	
		80.0mm								1					1	
		100.0mm								1					1	
	Hourly Max. Precip.	1.0mm	2	1		2	3	3	11	10	4	3	3	2	44	
6.0mm								3	6		1		1	11		
10.0mm								3	4					7		
20.0mm								2	1					3		
30.0mm																
Daily Max. Wind Speed	0.5 ~ 3.3%									1				1		
	3.4 ~ 7.9%	4	3	7	1	9	11	5	13	11	8	3	3	78		
	8.0 ~ 13.8%	12	12	17	22	18	18	19	10	11	15	8	8	170		
	13.9%	15	13	7	5	4	1	4	7	2	8	18	12	96		
10 - Day Summary	Mean Temp.	1st	55	3	28	77	129	164	224	260	223	185	122	39		
		2nd	- 3	13	51	89	137	186	233	240		159	66			
		3rd	- 11	20	55	107	159	205		237	206	147	54			
	Mean Max. Temp.	1st	72	20	51	102	166	189	245	290	244	207	145	71		
		2nd	23	42	73	116	160	214	255	261		178	93			
		3rd	19	40	72	133	188	242		255	229	168	82			
	Mean Min. Temp.	1st	39	- 13	11	59	101	145	203	238	206	167	102	9		
		2nd	- 22	- 6	37	71	116	160	213	223		145	48			
		3rd	- 30	3	44	85	135	174		220	186	131	28			
	Mean Wind Speed	1st	48	74	65	52	48	59	58	23	22	44	59	59		
		2nd	64	76	52	65	60	42	42	32		48	65			
		3rd	69	57	47	60	53	28		51	39	50	64			
Total Precip.	1st				285	80	110	1055	155	15	120	10	25			
	2nd	35	5		45	40		395	1740	120	30					
	3rd	45	95			25	20	20	320	160		70	140			

		Element	1	2	3	4	5	6	7	8	9	10	11	12		
(0.1 )	Air Temp.	Mean	6	11	55	115	161	201	248	255	223	167	78	6	127	
		Mean Max.	37	40	87	154	204	237	275	282	250	199	111	37	159	
		Mean Min.	-20	-16	32	91	133	177	228	234	199	139	46	-25	102	
		Highest	95	100	128	212	269	293	305	332	274	247	183	101	332	
		Date	8	28	19	30	3	26	26	4	26	2	7	3	08/04	
		Lowest	-83	-57	-15	47	99	152	204	182	151	53	-26	-81	-83	
		Date	23	10	7	2	1	6	1	28	29	30	30	12	01/23	
(0.1mm)	Precip.	00~24h Total	125	105	40	575	130	140	4510	1885	190	295	220	355	8570	
		Highest. 1	Daily	50	70	40	520	70	75	905	670	140	195	105	200	905
			Date	29	22	1	5	9	6	16	20	11	11	25	24	07/16
			Hourly	25	20	10	95	40	25	525	200	35	65	80	70	525
(0.1%)	Wind	Mean Speed	39	42	36	39	33	33	29	36	37	37	46	42	37	
		Highest Gust Speed	210	164	147	185	233	155	160	240	153	168	219	162	240	
		Dir.	SSW	SSW	NW	SSW	SW	SW	SW	SW	SW	WNW	SW	SW	SW	
(0.1%)	Wind Directions Only	Date	27	19	21	14	13	9	16	24	19	29	25	10	08/24	
		Hourly Occurrence Maximum Speed	NNE	53	87	43	75	39	49	25	116	69	77	58	45	116
			NE	56	46	47	54	35	41	48	54	75	103	32	29	103
ENE	66		72	51	47	35	78	43	84	92	108	47	50	108		
E	59		53	25	74	32	76	62	115	78	81	59	47	115		
ESE	61		51	40	89	55	74	67	104	55	92	61	68	104		
SE	60		78	43	58	62	62	62	68	49	94	64	68	94		
SSE	39		60	43	46	43	48	46	65	46	31	55	62	65		
S	107		132	32	67	97	62	71	89	59	33	121	91	132		
SSW	105		97	36	129	130	62	100	100	97	79	172	108	172		
SW	150		84	103	121	162	118	113	156	118	82	122	80	162		
WSW	99		82	88	105	131	78	95	59	101	44	113	111	131		
W	117		77	80	107	102	68	56	70	102	42	138	101	138		
WNW	99		80	82	101	83	70	44	48	70	73	116	101	116		
NW	107		112	87	80	60	72	58	53	66	116	95	97	116		
NNW	84	93	75	80	73	50	25	61	58	95	83	89	95			
N	74	75	49	96	48	34	29	60	55	68	60	55	96			
(0.1%)	Hourly Occurrence Percentage	CALM	7	10	24	3	39	21	42	27	13	8	4	5	17	
		NNE	114	58	16	21	7	21	13	44	92	195	110	86	65	
		NE	62	33	16	25	13	13	30	34	57	90	22	26	35	
		ENE	43	28	36	15	31	49	34	93	64	62	18	31	42	
		E	28	22	16	33	31	21	40	110	63	71	26	42	42	
		ESE	38	40	38	40	28	29	77	101	51	46	51	58	50	
		SE	44	48	35	57	48	43	78	59	43	26	49	77	51	
		SSE	19	15	20	31	24	17	46	32	29	9	24	34	25	
		S	15	39	19	56	43	36	65	28	35	11	43	44	36	
		SSW	15	15	31	57	62	61	130	35	39	16	51	42	46	
		SW	16	46	74	131	121	117	126	78	75	28	68	22	75	
		WSW	20	37	106	154	187	138	106	62	74	15	56	24	82	
		W	51	65	163	175	190	194	109	105	57	31	46	22	101	
		WNW	36	73	120	50	69	88	36	26	35	23	56	23	53	
NW	156	211	167	72	50	103	40	35	74	73	94	124	99			
NNW	207	189	90	47	39	38	17	59	110	137	147	215	108			
N	129	70	30	33	19	14	11	71	92	159	135	128	74			



Element		1	2	3	4	5	6	7	8	9	10	11	12			
Number of Days With Classified	Daily Max. Temp.	0.0	6	2										6	14	
		0.1 ~ 10.0	25	26	22	1							12	24	110	
		10.1 ~ 20.0			9	27	14	2				14	18	1	85	
		20.1 ~ 30.0				2	17	28	27	24	30	17				145
		30.1							4	7						11
	Daily Mean Temp.	- 5.0	3												2	5
		- 4.9 ~ 0.0	13	10	1									2	12	38
		0.1 ~ 10.0	15	18	30	5						1	18	17	104	
		10.1 ~ 20.0				25	31	14			2	26	10			108
		20.1						16	31	31	28	4				110
	Daily Min. Temp.	- 15.0														
		- 14.9 ~ - 5.0	9	2											7	18
		- 4.9 ~ 0.0	12	15	3									5	17	52
		0.1 ~ 10.0	10	11	28	18	1					4	21	7		100
		10.1				12	30	30	31	31	30	27	4			195
	Daily Precip.	0.1mm	5	5	1	4	4	3	17	13	4	3	8	7		74
		10.0mm				1			9	6	1	1	1	1		20
		30.0mm				1			5	2						8
		80.0mm							2							2
		100.0mm														
Hourly Max. Precip.	1.0mm	4	2	1	4	4	3	16	9	4	3	5	4		59	
	6.0mm				1			9	6		1	1	1		19	
	10.0mm							7	5						12	
	20.0mm							4	1						5	
	30.0mm							3							3	
Daily Max. Wind Speed	0.5 ~ 3.3%															
	3.4 ~ 7.9%	10	10	12	7	16	15	17	16	14	12	6	6		141	
	8.0 ~ 13.8%	13	13	18	20	12	13	10	11	14	17	16	20		177	
	13.9%	8	5	1	3	3	2	4	4	2	2	8	5		47	
10 - Day Summary	Mean Temp.	1st	54	0	34	99	152	186	238	274	231	195	131	25		
		2nd	- 11	13	61	119	154	200	248	252	224	160	56	- 26		
		3rd	- 21	23	69	128	176	217	257	240	215	150	46	16		
	Mean Max. Temp.	1st	78	22	65	133	203	215	264	307	256	225	159	62		
		2nd	19	48	99	160	192	240	278	275	252	190	93	6		
		3rd	16	52	96	169	215	256	283	265	244	182	83	42		
	Mean Min. Temp.	1st	27	- 20	11	74	120	164	218	251	210	170	99	- 12		
		2nd	- 37	- 19	36	95	132	174	227	237	197	132	30	- 56		
		3rd	- 49	- 6	47	103	146	192	239	217	190	117	10	- 10		
	Mean Wind Speed	1st	37	42	45	36	31	44	37	23	25	39	49	47		
		2nd	38	46	30	42	37	30	24	44	47	36	44	44		
		3rd	42	38	34	40	32	25	27	41	40	37	44	36		
Total Precip.	1st	5	10	40	520	75	115	1295	30	25	100	60	90			
	2nd	35	25		55	40		1670	1215	140	195	10	10			
	3rd	85	70			15	25	1545	640	25		150	255			

Element		1	2	3	4	5	6	7	8	9	10	11	12				
(0.1 )	Air Temp.	Mean	- 7	3	52	112	160	198	245	242	206	151	61	- 7	118		
	Mean Max.	28	36	91	153	203	237	276	273	241	188	98	27	154			
	Mean Min.	- 44	- 35	14	74	118	166	221	216	168	111	21	- 44	82			
	Highest	90	101	145	207	247	284	306	322	272	243	174	97	322			
	Date	6	16	19	30	3	26	26	2	4	2	7	3	08/02			
	Lowest	- 103	- 83	- 28	29	75	132	199	161	105	40	- 38	- 97	- 103			
	Date	23	21	8	2	6	2	6	30	29	30	19	14	01/23			
(0.1mm)	Precip.	00~24h Total	85	95	35	460	90	295	4715	2670	295	260	250	305	9555		
		Highest. 1 Daily	40	40	35	400	40	175	1215	960	180	165	175	200	1215		
	Hourly	25	20	15	70	35	85	745	285	95	40	95	45	745			
	Date	27	17	1	5	13	6	2	15	19	11	25	24	07/02			
(0.1%)	Wind	Mean Speed	19	22	20	24	21	20	19	17	16	17	20	19	20		
		Highest Gust Speed	181	144	127	171	168	113	137	154	133	142	200	161	200		
		Dir.	SSW	NNW	NNW	SSW	SSW	S	SSW	SW	W	NW	SSW	NW	SSW		
Wind Directions Only	Hourly Occurrence Maximum Speed	Date	26	20	6	14	13	9	3	24	19	29	25	10	11/25		
		NNE	41	34	24	57	22	16	19	50	42	37	37	27	57		
		NE	33	24	29	52	20	19	39	55	49	76	23	23	76		
		ENE	31	21	21	25	17	20	16	42	44	35	20	22	44		
		E	34	26	18	21	19	37	12	36	35	39	20	18	39		
		ESE	32	20	19	40	13	35	35	43	22	37	24	22	43		
		SE	26	21	16	40	17	22	25	28	20	28	28	24	40		
		SSE	47	51	41	44	35	32	33	28	28	26	57	44	57		
		S	55	62	49	57	56	52	46	57	50	23	62	43	62		
		SSW	102	72	58	92	94	59	71	80	61	37	86	53	102		
		SW	38	40	39	49	57	45	39	35	41	25	40	43	57		
		WSW	22	39	42	51	44	45	35	32	35	29	22	19	51		
		W	16	36	52	45	46	45	41	28	24	34	12	12	52		
		WNW	19	48	46	38	36	43	33	31	25	26	13	19	48		
		NW	54	53	47	45	30	35	30	26	33	49	40	45	54		
		NNW	52	59	53	43	48	33	24	42	39	55	59	61	61		
		N	62	51	47	39	39	31	27	46	33	45	57	50	62		
		(0.1%)	Hourly Occurrence Percentage	CALM	130	95	133	96	134	101	125	179	190	151	117	129	132
				NNE	32	15	15	14	11	4	11	26	40	65	26	28	24
				NE	19	13	24	15	16	22	16	23	24	70	22	22	24
ENE	17			21	26	18	26	21	23	69	44	50	13	26	29		
E	27			10	12	14	9	19	3	51	33	31	21	12	20		
ESE	22			13	11	28	7	17	19	73	24	44	17	17	24		
SE	13			10	9	21	17	19	20	38	25	26	24	24	21		
SSE	40			39	28	36	43	26	63	52	38	34	74	87	47		
S	35			51	26	85	47	46	155	47	43	16	67	77	58		
SSW	30			79	83	188	137	114	235	105	99	36	110	38	104		
SW	27			60	129	193	188	214	126	81	100	35	36	26	101		
WSW	20			55	147	153	184	196	108	86	69	17	26	8	89		
W	28			48	78	45	81	92	31	42	47	23	24	15	46		
WNW	50			45	56	25	23	36	7	26	39	70	14	22	34		
NW	129	128	105	26	26	26	13	32	65	85	75	98	67				
NNW	251	256	87	24	27	25	19	40	64	128	210	254	115				
N	129	63	31	19	24	21	27	32	56	121	125	118	64				

Element		1	2	3	4	5	6	7	8	9	10	11	12		
Number of Days With Classified	Daily Max. Temp.	0.0	10	3										10	23
		0.1 ~ 10.0	21	24	20	1							16	21	103
		10.1 ~ 20.0		1	11	28	14	2				21	14		91
		20.1 ~ 30.0				1	17	28	27	25	30	10			138
		30.1							4	6					10
	Daily Mean Temp.	- 5.0	4	1										6	11
		- 4.9 ~ 0.0	15	14	1								4	12	46
		0.1 ~ 10.0	12	13	30	7						1	18	13	94
		10.1 ~ 20.0				23	31	17		3	8	30	8		120
		20.1						13	31	28	22				94
	Daily Min. Temp.	- 15.0													
		- 14.9 ~ - 5.0	18	8										15	41
		- 4.9 ~ 0.0	6	19	8								15	13	61
		0.1 ~ 10.0	7	1	23	28	4					12	12	3	90
		10.1				2	27	30	31	31	30	19	3		173
	Daily Precip.	0.1mm	5	4	1	5	4	6	16	12	3	3	5	7	71
		10.0mm				1		1	8	7	1	1	1	1	21
		30.0mm				1			6	2					9
		80.0mm							2	1					3
		100.0mm							2						2
Hourly Max. Precip.	1.0mm	3	3	1	3	3	3	15	10	3	3	3	4	54	
	6.0mm				1		1	11	7	1		1		22	
	10.0mm							8	4					12	
	20.0mm							5	2					7	
	30.0mm							3						3	
Daily Max. Wind Speed	0.5 ~ 3.3%	1							1				1	3	
	3.4 ~ 7.9%	15	10	16	7	15	18	20	22	22	24	13	10	192	
	8.0 ~ 13.8%	12	17	15	20	15	12	11	7	8	6	16	18	157	
	13.9%	3	1		3	1			1		1	1	2	13	
10 - Day Summary	Mean Temp.	1st	40	- 10	27	97	151	182	236	265	214	180	115	12	
		2nd	- 25	6	60	114	152	196	245	240	207	142	40	- 39	
		3rd	- 33	15	66	125	175	217	253	224	197	132	28	5	
	Mean Max. Temp.	1st	69	14	62	135	198	215	265	300	247	214	148	51	
		2nd	8	48	108	153	193	238	280	266	243	179	77	- 4	
		3rd	7	48	101	169	218	259	282	255	233	171	68	34	
	Mean Min. Temp.	1st	5	- 39	- 8	62	105	151	213	239	180	146	78	- 26	
		2nd	- 60	- 37	19	80	116	160	217	220	168	99	1	- 75	
		3rd	- 75	- 25	30	81	133	186	231	191	158	89	- 14	- 31	
	Mean Wind Speed	1st	17	20	21	20	19	24	23	12	11	18	19	21	
		2nd	20	25	18	26	21	18	18	18	22	16	20	22	
		3rd	21	21	20	26	21	16	17	20	16	19	20	16	
Total Precip.	1st	10	10	35	405	50	270	2565	15	20	95	40	65		
	2nd		45		55	35	20	1010	2095	275	165	5	10		
	3rd	75	40			5	5	1140	560			205	230		

Element		1	2	3	4	5	6	7	8	9	10	11	12				
(0.1 )	Air Temp.	Mean	24	24	56	102	147	184	231	243	216	166	89	24	126		
		Mean Max.	53	53	94	140	188	225	261	274	245	188	120	53	158		
		Mean Min.	5	3	37	79	119	158	208	223	198	148	64	-2	103		
		Highest	118	98	131	176	227	267	299	313	271	228	211	126	313		
		Date	2	16	30	30	21	28	30	3	3	2	7	3	08/03		
		Lowest	-47	-36	-6	52	66	140	180	200	171	79	-12	-49	-49		
		Date	23	10	7	2	1	5	1	29	29	30	19	12	12/12		
(0.1mm)	Precip.	00~24h Total	75	65		130	225	60	2285	1405	230	110	200	250	5035		
		Highest. 1	Daily	35	40		85	80	35	530	400	85	60	80	125	530	
			Date	29	22		5	9	6	31	20	26	11	25	24	07/31	
			Hourly	15	15		20	40	15	395	270	75	20	75	65	395	
(0.1%)	Wind	Date	27	22		5	23	24	24	24	26	11	25	24	07/24		
		Mean Speed	44	45	30	52	40	31	45		31	44	36	37			
(0.1%)	Wind	Highest Gust Speed	218	221	157	224	255	154	189	172	145	185	247	171	255		
		Dir.	NNW	S	N	S	S	S	S	S	S	NNW	S	NNW	S		
Wind Directions Only	Hourly Occurrence Maximum Speed	Date	20	19	7	14	13	9	10	20	19	29	25	5	05/13		
		NNE	98	55	79	82	65	55	56	112	115	131	69	66	131		
		NE	34	22	10	46	43	28	26	26	96	130	19	34	130		
		ENE	37	28	30	52	39	33	17	18	24	32	14	16	52		
		E	91	79	63	103	58	76	44	92	97	105	61	60	105		
		ESE	91	60	45	101	54	51	52	106	61	132	64	64	132		
		SE	60	80	36	82	78	42	64	71	21	46	58	64	82		
		SSE	134	148	83	169	139	116	158	111	88	70	102	101	169		
		S	182	130	113	184	186	133	158	134	131	85	192	124	192		
		SSW	74	82	73	119	106	101	92	114	109	77	107	104	119		
		SW	41	44	38	71	41	33	30	12	13	9	24	25	71		
		WSW	46	26	32	49	59	39	21	30	29	6	28	49	59		
		W	98	73	64	88	84	67	51	31	18		37	63	98		
		WNW	110	65	75	122	82	81	53	66	32	21	108	93	122		
		NW	96	83	85	85	70	59	48	34	48	51	54	66	96		
		NNW	119	130	87	134	81	40	10	101	88	112	89	82	134		
		N	90	116	87	139	78	51	61	158	98	105	123	116	158		
		(0.1%)	Hourly Occurrence Percentage	CALM								117	155	75	42	42	33
				NNE	82	33	26	14	22	31	27	53	104	159	35	31	51
				NE	4	1	1	7	16	21	13	10	23	11	4	5	10
ENE	7			4	7	11	15	24	11	12	19	7	1	3	10		
E	47			25	11	43	22	43	49	99	70	73	15	15	41		
ESE	19			13	17	21	29	33	49	128	39	77	44	27	39		
SE	16			18	26	25	30	29	44	61	8	14	40	42	29		
SSE	43			103	74	88	101	67	251	69	39	20	71	97	86		
S	26			86	97	217	217	144	280	87	113	32	75	48	120		
SSW	13			27	79	158	160	96	73	75	59	20	74	47	74		
SW	20			21	94	64	88	79	31	14	9	1	18	15	39		
WSW	26			9	55	43	42	61	13	12	6	3	21	23	27		
W	17			39	46	51	60	79	27	16	9		17	12	32		
WNW	156			228	214	117	60	151	55	40	23	13	65	79	102		
NW	280			241	176	72	69	88	32	47	146	99	186	206	139		
NNW	183			109	36	33	37	17	19	87	109	215	218	231	108		
N	62			43	42	36	33	38	26	73	70	183	74	78	63		

Element		1	2	3	4	5	6	7	8	9	10	11	12		
Number of Days With Classified	Daily Max. Temp.	0.0	2	1										3	6
		0.1 ~ 10.0	26	27	18	1							9	26	107
		10.1 ~ 20.0	3		13	29	20	5				21	20	2	113
		20.1 ~ 30.0					11	25	31	24	24	6	1		122
		30.1								3					3
	Daily Mean Temp.	- 5.0													
		- 4.9 ~ 0.0	10	3										7	20
		0.1 ~ 10.0	21	25	31	14	1						19	24	135
		10.1 ~ 20.0				16	30	25			1	26	11		109
	Daily Min. Temp.	20.1						5	31	27	23	1			87
		- 15.0													
		- 14.9 ~ - 5.0	17	14	1								3	19	54
	Daily Precip.	- 4.9 ~ 0.0	14	14	30	29	4					2	21	12	126
		0.1 ~ 10.0				1	27	30	31	27	24	25	6		171
		10.1													
		0.1mm	5	4		3	6	3	17	12	4	4	7	6	71
	Hourly Max. Precip.	10.0mm							8	4				1	13
		30.0mm							2	1					3
		80.0mm													
		100.0mm													
		1.0mm	3	2		3	5	3	15	10	3	2	7	5	58
Daily Max. Wind Speed	6.0mm							8	5	2		1	1	17	
	10.0mm							4	2					6	
	20.0mm							1	2					3	
	30.0mm							1						1	
Daily Max. Wind Speed	0.5 ~ 3.3%							5	1					6	
	3.4 ~ 7.9%	1	4	9	3	12	10	5	6	9	5	3	3	70	
	8.0 ~ 13.8%	16	10	19	16	15	17	13	7	14	16	14	15	172	
	13.9%	14	14	3	11	4	3	8	4	1	6	13	13	94	
10 - Day Summary	Mean Temp.	1st	65	15	41	90	133	168	222	252	222		134	41	
		2nd	8	26	60	101	146	186	232	238		165	71	- 3	
		3rd	1	32	67	116	161	199	240	240	209	156	61	34	
	Mean Max. Temp.	1st	91	37	73	124	171	201	249	290	249		166	73	
		2nd	35	61	102	139	185	228	263	264		182	102	25	
		3rd	33	64	107	157	207	247	269	267	242	181	93	59	
	Mean Min. Temp.	1st	48	- 2	21	68	101	144	199	226	207		111	9	
		2nd	- 12	1	41	79	121	159	205	220		151	49	- 28	
		3rd	- 19	12	49	90	133	170	218	222	187	137	33	10	
	Mean Wind Speed	1st	41	40	36	42	41	40	72		19		28	40	
		2nd	43	52	30	58	43	35	42	42		47	37	43	
		3rd	47	42	24	54	38	18	24	44	35	35	43	30	
Total Precip.	1st		5		85	90	45	530	135	10	50	20	75		
	2nd	20	20		45	60		560	705	80	60	25			
	3rd	55	40			75	15	1195	565	140		155	175		

Element		1	2	3	4	5	6	7	8	9	10	11	12				
(0.1 )	Air Temp.	Mean	22	16	48						209	162	84	23			
		Mean Max.	46	38							236	182	110	48			
		Mean Min.	4	-2							189	145	63	0			
		Highest	104	82	108	159	236	250			280	233	175	101	280		
		Date	6	16	31	15	3	12			4	9	7	23	09/04		
		Lowest	-55	-39	-2	50	124	135			162	81	-4	-44	-55		
		Date	14	9	2	1	3	2			27	30	18	12	01/14		
(0.1mm)	Precip.	00~24h Total	30	70	5	120	130	90	50		210	105	120	300	1230		
		Highest. 1 Daily	10	40	5	55	50	35	25		110	60	55	145	145		
		Date	27	22	1	17	23	6	8		11	1	3	24	12/24		
		Hourly Date	10	25	5	20	45	30	15		60	15	55	55	60		
(0.1%)	Wind	Mean Speed	60	63							40	58	55	61			
		Highest Gust Speed	258	202	186	168	93	130			170	256	237	224	258		
		Dir.	N	N	N	SW	WSW	N			ENE	WNW	W	N	N		
(0.1%)	Wind Directions Only	Date	20	22	5	14	29	2			27	29	23	11	01/20		
		Hourly Occurrence Maximum Speed	180	170	132	80	78	100			113	164	168	152	180		
		NNE	94	136	84	93	65	80	35		92	116	126	133	136		
		NE	73	55	63	87	49	65	7		120	97	71	58	120		
		ENE	72	45	43	65	46	45			101	107	48	47	107		
		E	57	82	18	85	73	35			128	118	72	59	128		
		ESE	61	99	36	82	62	99	9		112	127	62	67	127		
		SE	83	50	25	111	46	90	65		86	150	46	58	150		
		SSE	79	89	43	127	66	83	82		65	93	63	69	127		
		S	61	56	54	131	99	98	68		63	46	64	74	131		
		SSW	82	116	62	116	123	75	110		78	100	106	62	123		
		SW	88	85	49	105	84	66	88		86	92	64	65	105		
		WSW	89	28	52	52	67	66	93		79	56	56	75	93		
		W	100	66	27	27	55	70	111		44	32	117	41	117		
		WNW	132	97	130	43	107	82	53		109	161	134	149	161		
		NW	189	150	144	136	97	73	10		111	183	145	158	189		
		NNW	169	156	134	119	113	77	28		99	191	161	162	191		
		(0.1%)	Hourly Occurrence Percentage	CALM	18		44	6	7	15	10		8	7	11	9	12
				NNE	318	270	166	104	55	83			110	188	217	336	193
NE	84			70	72	78	70	58	38		115	239	83	90	100		
ENE	37			33	23	17	24	60	10		83	93	24	36	44		
E	46			10	11	9	15	6			51	93	17	20	30		
ESE	25			10	5	9	11	8			58	43	21	15	22		
SE	21			15	5	6	15	21	10		42	26	25	16	20		
SSE	33			26	5	41	42	25	19		48	39	21	20	30		
S	16			18	32	24	37	42	48		34	35	26	27	29		
SSW	28			34	55	63	79	48	125		39	36	54	50	48		
SW	51			122	65	220	174	141	442		98	59	128	110	116		
WSW	12			23	60	138	125	91	144		90	22	76	46	65		
W	30			16	46	58	84	56	48		28	7	60	32	39		
WNW	24			26	55	45	84	81	38		15	5	45	27	37		
NW	34	46	74	35	57	50	38		27	13	49	26	39				
NNW	66	80	111	43	64	100	19		72	27	63	30	63				
N	155	202	171	104	57	114	10		82	69	81	109	112				

Element		1	2	3	4	5	6	7	8	9	10	11	12		
Number of Days With Classified	Daily Max. Temp.	0.0	3	1										3	7
		0.1 ~ 10.0	22	23	15	1							12	27	100
		10.1 ~ 20.0	2		3	7		5				25	18	1	61
		20.1 ~ 30.0					3	1			29	6			39
		30.1													
	Daily Mean Temp.	- 5.0												9	26
		- 4.9 ~ 0.0	10	6	1										
		0.1 ~ 10.0	17	21	29	14						1	19	22	123
		10.1 ~ 20.0				5	19	14			7	30	11		86
	Daily Min. Temp.	20.1						4	1		22				27
		- 15.0													
		- 14.9 ~ - 5.0	1												1
		- 4.9 ~ 0.0	16	13	1								2	17	49
	Daily Precip.	0.1 ~ 10.0	10	11	17	8						3	22	14	85
		10.1					3	6			29	28	6		72
0.1mm		4	4	1	4	6	4	3		5	3	6	9	49	
10.0mm										1			1	2	
Hourly Max. Precip.	30.0mm														
	80.0mm														
	100.0mm														
	1.0mm	1	1		2	4	3	2		3	2	4	7	29	
Daily Max. Wind Speed	6.0mm									1				1	
	10.0mm														
	20.0mm														
	30.0mm														
Daily Max. Wind Speed	0.5 ~ 3.3%														
	3.4 ~ 7.9%	2	4	6	2	2				13	11	4	4	48	
	8.0 ~ 13.8%	11	7	8	5	1	6			13	12	9	7	79	
	13.9%	14	13	4	1					3	8	17	20	80	
10 - Day Summary	Mean Temp.	1st	60	6	33	80		161			219	182	126	39	
		2nd	3	20	54	92					208	158	69	- 3	
		3rd		25	58		169				201	147	58	32	
	Mean Max. Temp.	1st	80	30							252	209	148	68	
		2nd	28	44							230	175	96	24	
		3rd									229	165	85	53	
	Mean Min. Temp.	1st	44	- 4							194	164	106	11	
		2nd	- 16	- 2							193	144	50	- 26	
		3rd									180	129	33	13	
	Mean Wind Speed	1st	49	66							23	53	48	58	
		2nd	64	60							58	62	59	70	
		3rd									38	59	59	56	
Total Precip.	1st			5	55	40	40	45		20	65	65	65		
	2nd	20	30		65	35		5		110	40		25		
	3rd	10	40			55	50			80		55	210		

2017

Element		1	2	3	4	5	6	7	8	9	10	11	12				
(0.1 )	Mean	28		56	105	160	199	252		211	162	86	28				
	Mean Max.	63		104	149	210	245	279		248	195	118	56				
	Mean Min.	3		25	74	123	165	233		183	137	56	2				
	Highest	131	70	132	186	246	283	315	337	277	248	187	121	337			
	Date	2	13	20	15	22	29	29	5	3	8	2	3	08/05			
	Lowest	-40	-39	-15	36	76	126	210	188	148	66	-1	-37	-40			
	Date	14	10	6	3	1	3	1	30	21	31	19	14	01/14			
	00~24h Total	85	55	20	435	565	170	1855	1390	810	310	65	335	6095			
(0.1mm)	Highest. 1	Daily	40	35	15	175	375	125	595	555	535	220	35	185	595		
		Date	29	20	28	17	9	6	14	14	11	1	23	24	07/14		
	Hourly	Date	15	35	10	70	130	30	465	105	140	45	25	75	465		
		Date	21	20	28	17	23	6	14	20	11	1	23	24	07/14		
(0.1%)	Wind	Mean Speed	33		23	29	25	21	29		23	27	34	36			
		Highest Gust Speed	170	160	140	176	162	143	164	149	153	213	176	160	213		
	Dir.	NNW	ENE	W	SSW	WNW	SW	S	SSW	NE	ENE	SSW	SSE	ENE			
	Date	20	10	6	14	13	7	2	20	27	22	25	11	10/22			
Wind Directions Only	Hourly Occurrence Maximum Speed	NNE	55	56	38	60	44	27	32	68	50	60	69	69	69		
		NE	21	15	21	25	25	23	9	32	29	29	24	30	32		
		ENE	44	30	36	25	36	34	19	44	72	63	30	45	72		
		E	31	28	27	24	60	27	26	61	47	94	33	28	94		
		ESE	42	16	26	58	43	52	38	66	53	80	28	43	80		
		SE	47	20	43	128	37	87	52	87	57	53	24	47	128		
		SSE	50	42	39	93	58	79	75	80	59	58	61	63	93		
		S	76	56	45	100	64	69	97	90	44	36	92	59	100		
		SSW	49	44	48	85	77	47	76	69	46	32	76	52	85		
		SW	43		23	71	52	32	33	23	22	15	46	27	71		
		WSW	102		29	74	63	74	85	73	80	24	101	62	102		
		W	75		22	48	55	23	79	45	56	79	81	49	81		
		WNW	91	56	99	82	69	51	77	43	73	92	83	90	99		
		NW	93	89	86	44	50	28	24	19	41	110	95	100	110		
		NNW	88	95	86	76	68	43	30	41	62	67	83	87	95		
		N	64	48	48	34	37	30	17	41	37	57	61	65	65		
		(0.1%)	Hourly Occurrence Percentage	CALM	20	16	53	21	35	50	35	63	43	33	14	12	33
				NNE	160	154	97	75	35	56	14	139	117	259	146	154	114
				NE	19	16	18	8	15	24	6	31	43	21	8	15	19
				ENE	63	16	32	17	36	42	6	54	111	132	26	30	48
E	39			9	18	13	24	21	8	35	63	60	36	26	30		
ESE	28			13	4	8	7	4	4	43	51	42	17	24	20		
SE	27			19	6	15	12	26	21	58	31	31	21	18	23		
SSE	34			38	29	56	62	92	128	132	71	54	56	62	68		
S	39			53	87	182	220	142	323	129	76	55	96	69	126		
SSW	16			6	15	106	113	90	196	73	53	12	31	38	65		
SW	7				1	24	19	19	53	13	11	3	18	8	16		
WSW	13				13	35	35	35	68	31	28	10	60	43	33		
W	5				6	19	19	7	22	12	15	10	33	24	15		
WNW	48			6	53	67	70	15	33	28	32	16	49	54	41		
NW	85			129	135	68	99	99	29	46	39	27	88	74	74		
NNW	248			386	308	197	148	204	37	64	140	112	194	190	178		
N	148	141	126	90	51	75	18	50	75	124	108	159	95				



Element		1	2	3	4	5	6	7	8	9	10	11	12			
Number of Days With Classified	Daily Max. Temp.	0.0	1	1										2	4	
		0.1 ~ 10.0	24	12	8	1							10	26	81	
		10.1 ~ 20.0	6		20	29	14	1				16	20	3	109	
		20.1 ~ 30.0					17	29	22	13	30	11			122	
		30.1							7	11					18	
	Daily Mean Temp.	- 5.0														
		- 4.9 ~ 0.0	7	3										7	17	
		0.1 ~ 10.0	24	10	28	10							20	24	116	
		10.1 ~ 20.0				20	31	15			7	27	10		110	
	Daily Min. Temp.	20.1						15	29	24	23				91	
		- 15.0														
		- 14.9 ~ - 5.0	18	9	2								1	18	48	
	Daily Max. Precip.	- 4.9 ~ 0.0	13	4	26	29	3					3	25	13	116	
		0.1 ~ 10.0				1	28	30	29	24	30	24	4		170	
		10.1														
		0.1mm	5	3	2	5	6	6	14	12	5	4	5	11	78	
	Hourly Max. Precip.	10.0mm				2	2	1	7	5	2	1		1	21	
		30.0mm					1		1	2	1				5	
		80.0mm														
		100.0mm														
1.0mm		4	1	1	4	4	3	12	9	5	2	2	5	52		
Daily Max. Wind Speed	6.0mm				1	2		6	5	2			1	17		
	10.0mm					1		4	3	1				9		
	20.0mm							2						2		
	30.0mm							2						2		
	0.5 ~ 3.3%									1		1		2		
Daily Max. Wind Speed	3.4 ~ 7.9%	7	2	18	12	15	21	11	11	19	12	7	4	139		
	8.0 ~ 13.8%	18	7	9	15	15	8	12	11	10	10	17	18	150		
	13.9%	6	4	1	3	1	1	6	1	1	4	6	9	43		
10 - Day Summary	Mean Temp.	1st	67	15		91	146	177	245	274	219	182	123	43		
		2nd	12		59	104	159	200	250	247	213		72	3		
		3rd	5		65	121	174	220	263		202	145	64	37		
	Mean Max. Temp.	1st	101	41		135	199	215	268	320	255	213	154	74		
		2nd	48		107	144	206	252	278	280	249		102	32		
		3rd	41		115	167	222	269	294		240	179	97	60		
	Mean Min. Temp.	1st	42	- 6		62	110	145	229	245	191	158	95	12		
		2nd	- 12		26	78	119	162	229	224	189		41	- 22		
		3rd	- 18		37	82	137	187	242		171	116	32	14		
	Mean Wind Speed	1st	28	38		27	23	26	34	17	17	26	30	37		
		2nd	34		24	31	25	20	27	30	29		34	38		
		3rd	38		18	28	26	15	24		23	27	38	35		
Total Precip.	1st		20	5	175	380	145	725	120	95	305	5	40			
	2nd	20	35		255	15	5	865	1155	535	5	5	80			
	3rd	65		15	5	170	20	265	115	180		55	215			

	Element	1	2	3	4	5	6	7	8	9	10	11	12				
(0.1 )	Air Temp.																
	Mean	10	31	68	149	195	201	262	237	208	146	84	10	133			
	Mean Max.	50	76	117	207	248	246	298	271	258	194	129	51	179			
	Mean Min.	-27	-14	18	94	141	159	233	210	158	105	37	-29	90			
	Highest	112	152	186	302	326	333	363	319	306	251	206	120	363			
	Date	7	16	30	30	20	30	14	22	8	9	2	23	07/14			
	Lowest	-99	-67	-24	20	73	102	194	163	120	41	-37	-99	-99			
(0.1mm)	Precip.																
	00~24h Total	735	30	445	435	235	710	2670	3725	450	1250	410	110	11205			
	Highest.	1 Daily	360	25	145	205	135	235	470	765	210	400	250	95	765		
		Date	20	22	2	17	23	1	3	15	19	29	4	24	08/15		
	Hourly	110	10	75	70	55	100	160	270	75	190	155	30	270			
Date	20	22	2	17	23	13	22	24	19	29	4	24	08/24				
(0.1%)	Wind																
	Mean Speed	32	32	23	26	26	18	19	13	19	19	28	36	24			
	Highest Gust Speed	160	186	152	156	154	149	119	99	134	143	172	159	186			
(0.1%)	Dir.	WNW	NNE	W	W	WNW	NNW	WNW	SSW	NNE	NNE	SW	WSW	NNE			
	Date	27	20	9	14	6	9	12	24	27	29	10	16	02/20			
	Hourly Occurrence Maximum Speed	52	67	68	62	93	66	54	52	75	85	61	27	93			
Wind Directions Only	Hourly Occurrence Maximum Speed	NNE	16	45	50	45	49	41	38	38	83	78	28	26	83		
		NE	23	34	65	36	35	30	27	31	37	26	20		65		
		ENE	28	41	38	41	32	34	28	26	29	25	29	21	41		
		E	30	39	48	56	40	40	30	32	37	42	22		56		
		ESE	12	30	45	56	48	26	28	30	31	40	23	14	56		
		SE	8	35	25	28	40	23	39	17	27	29	20	6	40		
		SSE	23	12	13	27	31	19	27	21	38	29	40	26	40		
		S	32	28	34	55	46	65	45	40	52	36	72	33	72		
		SSW	64	69	71	70	75	61	49	41	47	61	69	58	75		
		SW	81	73	62	73	75	66	52	36	51	53	70	76	81		
		WSW	79	59	65	48	62	38	37	31	47	13	52	62	79		
		W	42	24	30	32	41	25	11	21	22	14	56	47	56		
		WNW	49	18	28	31	30	16	11	17	11	36	55	24	55		
		NW	48	44	32	40	23	24	16	34	20	54	46	31	54		
		NNW	36	121	50	67	90	54	54	52	59	75	59	27	121		
		(0.1%)	Hourly Occurrence Percentage	CALM	31	18	32	29	78	119	157	175	63	66	24	9	67
				NNE	17	22	42	36	99	118	86	97	46	108	17	11	59
				NE	1	24	46	38	40	82	28	69	39	62	7	7	37
				ENE	4	7	39	25	24	33	20	31	22	20	6		19
				E	15	16	28	32	30	49	28	38	49	8	4	1	25
ESE	15			10	30	65	70	85	50	24	77	22	6		38		
SE	8			4	31	36	34	31	27	22	20	19	8	1	20		
SSE	1			9	11	17	12	17	19	13	10	19	4	1	11		
S	9			4	9	24	15	13	16	20	22	17	11	5	14		
SSW	48			42	80	54	60	68	56	83	123	152	64	35	72		
SW	238			214	260	226	238	164	254	215	346	297	288	228	248		
WSW	450			494	249	249	190	99	148	77	115	81	369	559	255		
W	85			76	53	74	38	28	23	34	24	5	97	103	53		
WNW	16			22	27	24	5	13	8	20	8	11	39	24	18		
NW	23			6	24	19	11	19	8	19	8	26	24	5	16		
NNW	28			7	18	24	15	17	17	40	17	52	17	5	22		
N	9			22	22	29	42	47	54	24	11	36	17	3	26		

Element		1	2	3	4	5	6	7	8	9	10	11	12		
Number of Days With Classified	0.0	3	1											2	6
	0.1 ~ 10.0	24	21	7	1							10	27	90	
	10.1 ~ 20.0	4	6	24	14	6	1					21	17	2	95
	Daily Max. Temp.				14	21	28	17	26	29	10	3			148
	20.1 ~ 30.0				1	4	1	14	5	1					26
	30.1														
	- 5.0	2												1	3
	- 4.9 ~ 0.0	11	3											10	24
	0.1 ~ 10.0	18	24	26	3								20	20	111
	Daily Mean Temp.		1	5	25	19	14		1	12	29	10			116
	10.1 ~ 20.0				2	12	16	31	30	18	2				111
	20.1														
	- 15.0	9	3											10	22
	- 14.9 ~ - 5.0	13	16	11										10	65
	- 4.9 ~ 0.0	9	9	20	17	3						15	17	6	96
Daily Min. Temp.				13	28	30	31	31	30	16	3			182	
0.1 ~ 10.0															
10.1															
0.1mm	6	2	7	7	6	11	16	17	5	10	4	3		94	
10.0mm	3		2	1	1	3	8	12	2	4	1			37	
30.0mm	1						4	3		2				10	
Daily Precip.															
80.0mm															
100.0mm															
1.0mm	4	1	7	5	4	8	15	16	5	8	4	1		78	
6.0mm	2		1	1		3	8	9	1	3	1			29	
10.0mm	1					2	4	5		1	1			14	
20.0mm								2						2	
30.0mm															
Hourly Max. Precip.															
0.5 ~ 3.3%										1				1	
3.4 ~ 7.9%	6	5	11	6	9	21	17	24	19	20	3	2		143	
8.0 ~ 13.8%	19	18	19	19	17	8	14	7	10	10	23	23		187	
13.9%	6	5	1	5	5	1				1	4	6		34	
Daily Max. Wind Speed															
10 - Day Summary	1st	49	20	48	128	176	182	252	254	220	174	137	22		
	Mean Temp.	2nd	- 7	38	78	154	207	198	298	222	200	137	59	- 21	
	(0.1 )	3rd	- 9	39	78	166	203	224	240	236	204	130	54	28	
	1st	86	56	95	181	234	230	291	285	271	215	183	64		
	Mean Max. Temp.	2nd	36	85	129	214	257	246	339	247	249	180	103	22	
	(0.1 )	3rd	31	88	125	224	254	262	268	280	255	187	102	64	
	1st	15	- 12	2	81	116	136	223	228	173	141	88	- 21		
	Mean Min. Temp.	2nd	- 46	- 12	13	106	156	151	258	205	156	98	20	- 62	
	(0.1 )	3rd	- 47	- 18	36	95	149	189	219	198	146	79	4	- 5	
	1st	30	36	28	24	26	21	17	11	16	15	30	32		
	Mean Wind Speed	2nd	33	34	21	29	32	18	29	11	19	17	27	38	
	(0.1%)	3rd	33	26	21	27	22	15	11	18	22	25	27	37	
	1st	155		155	190	35	580	1265	730		480	370	10		
	Total Precip.	2nd	360	5	40	245	40	100	285	2210	415	365	5		
	(0.1mm)	3rd	220	25	250		160	30	1120	785	35	405	40	95	

Element		1	2	3	4	5	6	7	8	9	10	11	12				
(0.1 )	Air Temp.	Mean	9	32	70	148	192	201	260	240	211	149	80	13	134		
	Mean Max.	53	76	112	197	238	240	295	269	254	190	128	54	176			
	Mean Min.	- 37	- 18	22	102	148	165	231	212	162	107	28	- 30	91			
	Highest	120	149	182	304	342	301	362	329	291	248	207	114	362			
	Date	2	16	18	30	19	8	12	22	19	1	8	3	07/12			
	Lowest	- 99	- 64	- 18	14	99	102	198	168	124	34	- 31	- 89	- 99			
	Date	31	10	7	2	2	2	5	30	21	31	21	17	01/31			
(0.1mm)	Precip.	00~24h Total	660	25	340	525	195	585	2380	3985	550	1390	350	85	11070		
		Highest. 1 Daily	315	25	110	190	70	160	500	695	210	450	170	85	695		
	(0.1mm)	Date	20	22	31	17	13	9	22	15	19	29	4	24	08/15		
		Hourly	80	15	40	65	65	115	165	255	130	145	75	25	255		
(0.1mm)	Date	20	22	2	17	13	9	3	18	19	29	4	24	08/18			
(0.1%)	Wind	Mean Speed	18	19	16	20	19	15	12	11	12	13	18	21	16		
		Highest Gust Speed	218	155	145	149	167	162	95	86	207	120	187	148	218		
	Dir.	W	WSW	WSW	W	W	W	W	WNW	NW	NNW	W	NNW	W			
(0.1%)	Date	13	2	8	30	8	8	17	24	19	29	10	31	01/13			
Wind Directions Only	Hourly Occurrence Maximum Speed	(0.1%)	NNE	35	93	62	50	45	47	30	50	73	60	45	40	93	
		NE	25	39	54	37	47	34	29	32	29	58	32	20	58		
		ENE	21	23	24	24	27	26	21	19	25	18	20	15	27		
		E	16	23	27	25	25	21	25	22	25	18	16	13	27		
		ESE	23	45	32	35	36	28	25	22	26	23	23	18	45		
		SE	18	31	23	27	19	17	20	13	17	21	24	12	31		
		SSE	15	21	15	26	29	19	21	13	16	13	17	14	29		
		S	27	20	12	23	26	21	22	20	20	34	19	14	34		
		SSW	10	24	22	65	26	29	23	18	22	17	29	15	65		
		SW	31	27	35	59	32	24	20	20	20	10	31	20	59		
		WSW	62	66	71	74	66	61	32	35	37	27	38	55	74		
		W	61	68	55	71	56	64	37	31	41	26	62	62	71		
		WNW	57	74	48	49	53	32	32	29	32	45	55	69	74		
		NW	72	72	65	61	68	38	31	30	39	67	57	60	72		
		NNW	64	72	45	77	65	60	31	29	43	46	52	61	77		
		N	38	95	69	39	76	53	32	40	56	57	52	45	95		
		(0.1%)	Hourly Occurrence Percentage	CALM	199	174	254	107	101	156	159	214	297	329	192	132	193
				NNE	24	52	55	47	67	71	46	81	54	92	26	19	53
				NE	11	36	52	50	58	69	35	73	52	38	38	11	43
				ENE	17	16	28	25	40	47	24	27	35	19	24	9	26
E	13			19	31	60	46	60	60	48	77	16	17	15	38		
ESE	22			25	44	79	54	63	67	56	63	22	19	8	44		
SE	8			18	23	42	38	42	32	23	25	16	21	11	25		
SSE	13			24	15	44	54	51	55	19	33	18	31	23	32		
S	40			36	27	42	91	83	110	43	38	40	17	36	50		
SSW	19			21	42	50	43	29	36	51	52	26	31	31	36		
SW	26			19	27	36	13	7	20	16	17	9	36	27	21		
WSW	70			80	90	100	74	24	31	24	29	46	50	43	55		
W	187			238	126	107	105	71	89	97	78	93	163	215	130		
WNW	157	110	66	74	50	71	73	91	54	78	147	228	100				
NW	112	61	67	49	46	49	48	55	36	50	75	110	63				
NNW	59	39	31	57	58	53	58	46	39	38	67	50	49				
N	23	31	22	32	63	56	56	36	21	71	49	32	41				

Element		1	2	3	4	5	6	7	8	9	10	11	12			
Number of Days With Classified	Daily Max. Temp.	0.0	4											2	6	
		0.1 ~ 10.0	22	22	7	1							9	27	88	
		10.1 ~ 20.0	5	6	24	18	8	2				22	20	2	107	
		20.1 ~ 30.0				10	20	27	18	28	30	9	1		143	
		30.1				1	3	1	13	3					21	
	Daily Mean Temp.	- 5.0	2												1	3
		- 4.9 ~ 0.0	12	3											9	24
		0.1 ~ 10.0	17	24	26	2						1	19	21	110	
		10.1 ~ 20.0		1	5	25	19	14			8	28	11		111	
		20.1				3	12	16	31	31	22	2			117	
	Daily Min. Temp.	- 15.0														
		- 14.9 ~ - 5.0	13	4											9	26
		- 4.9 ~ 0.0	11	19	7								11	18	66	
		0.1 ~ 10.0	7	5	24	17	1					15	17	4	90	
		10.1				13	30	30	31	31	30	16	2		183	
	Daily Precip.	0.1mm	6	1	8	8	6	13	14	16	5	7	3	1	88	
		10.0mm	2		1	2		2	7	11	2	4	2		33	
		30.0mm	1						3	4		3			11	
		80.0mm														
		100.0mm														
Hourly Max. Precip.	1.0mm	5	1	7	6	5	10	13	16	5	7	3	1	79		
	6.0mm	1			1	1	2	6	9	1	3	2		26		
	10.0mm						1	3	4	1	1			10		
	20.0mm								2					2		
	30.0mm															
Daily Max. Wind Speed	0.5 ~ 3.3%							3	1	1				5		
	3.4 ~ 7.9%	15	11	18	9	16	22	21	28	23	24	9	6	202		
	8.0 ~ 13.8%	12	15	12	19	11	6	7	2	5	7	19	24	139		
	13.9%	4	2	1	2	4	2			1		2	1	19		
10 - Day Summary	Mean Temp.	1st	50	20	50	127	175	187	247	256	221	177	130	26		
		2nd	- 6	38	80	154	207	200	293	224	206	141	58	- 16		
		3rd	- 14	40	79	164	192	218	241	238	204	131	51	29		
	Mean Max. Temp.	1st	90	58	91	169	222	231	285	280	264	210	181	66		
		2nd	37	88	124	206	256	240	336	246	250	178	103	27		
		3rd	36	85	120	217	236	249	266	279	247	182	99	67		
	Mean Min. Temp.	1st	8	- 24	5	83	131	139	219	233	175	147	73	- 18		
		2nd	- 46	- 18	24	113	159	159	252	208	158	100	12	- 60		
		3rd	- 70	- 13	36	109	152	196	222	198	152	77	0	- 14		
	Mean Wind Speed	1st	17	19	22	15	21	18	12	11	8	12	15	20		
		2nd	24	21	12	25	22	13	13	10	14	12	20	23		
		3rd	14	15	14	19	15	13	10	11	13	14	18	21		
Total Precip.	1st	125		100	275	35	400	1175	735		540	350				
	2nd	315		65	245	70	20	195	2675	430	380					
	3rd	220	25	175	5	90	165	1010	575	120	470		85			

		Element	1	2	3	4	5	6	7	8	9	10	11	12			
(0.1 )	Air Temp.	Mean	11	17	50	124	175	211	268	259	205	151	76	12	130		
		Mean Max.	59	67	107	182	239	264	305	304	267	210	140	61	184		
		Mean Min.	-32	-29	-4	71	117	166	241	221	152	99	14	-31	82		
		Highest	127	143	160	245	300	294	344	349	303	285	228	146	349		
		Date	8	16	12	29	30	24	21	5	26	9	7	3	08/05		
		Lowest	-93	-70	-42	-6	82	112	210	141	87	5	-44	-95	-95		
		Date	26	2	7	2	15	2	13	31	30	31	27	14	12/14		
(0.1mm)	Precip.	00~24h Total	315	360	240	500	435	470	2045	2205	955	385	20	435	8365		
		Highest. 1 Daily	125	175	70	160	215	325	550	635	450	220	10	215	635		
		Date	23	22	20	5	9	26	15	20	27	1	19	24	08/20		
		Hourly	30	50	50	50	65	180	315	385	210	45	5	90	385		
(0.1%)	Wind	Mean Speed	21	26	21	23	18	17	20	18	15	16	23	20	20		
		Highest Gust Speed	133	148	122	139	117	92	153	113	92	135	138	131	153		
		Dir.	NW	SW	SW	SW	SW	WSW	SW	SW	N	NNW	W	NNW	SW		
		Date	13	20	9	14	13	7	8	24	17	29	23	10	07/08		
		Hourly Occurrence Maximum Speed	42	40	38	49	22	28	44	32	32	38	51	43	51		
(0.1%)	Wind Directions Only	NNE	38	31	26	27	19	25	28	38	42	45	38	51	51		
		NE	39	28	31	35	32	24	33	42	44	53	48	35	53		
		ENE	11	33	40	32	44	38	39	49	31	31	34	30	49		
		E	20	32	20	30	30	32	38	35	28	24	29	25	38		
		ESE	7	33	23	35	25	50	36	37	40	39	11	19	50		
		SE	46	52	22	51	37	52	39	47	26	40	44	35	52		
		SSE	29	55	19	57	39	43	43	36	30	21	51	31	57		
		S	23	66	26	102	55	33	69	45	24	18	56	40	102		
		SSW	52	95	64	81	82	68	65	75	47	21	71	37	95		
		SW	48	81	80	80	75	52	87	72	48	10	80	72	87		
		WSW	76	60	66	68	56	63	81	33	37	15	73	50	81		
		W	70	44	55	39	47	58	49	32	29	23	71	34	71		
		WNW	59	52	46	38	38	36	35	30	33	36	56	49	59		
		NW	74	75	70	54	47	46	33	41	46	72	54	73	75		
		NNW	68	68	56	45	42	43	22	45	44	67	65	63	68		
		N	124	68	97	82	102	119	98	163	157	151	96	86	112		
		(0.1%)	Hourly Occurrence Percentage	CALM	69	57	40	47	15	36	5	47	58	96	79	94	54
				NNE	143	74	86	57	43	76	26	87	119	201	90	172	98
				NE	171	162	191	147	210	138	43	93	213	212	203	168	162
				ENE	15	25	22	18	35	28	13	30	50	41	36	48	30
E	3			7	13	8	13	8	26	27	14	3	3	15	12		
ESE	3			7	4	15	13	31	17	43	15	16	3	7	15		
SE	7			16	8	32	32	38	87	85	14	7	18	20	31		
SSE	16			22	5	72	55	38	161	47	33	4	43	42	45		
S	16			28	13	64	36	24	164	67	11	12	22	26	41		
SSW	31			31	22	51	43	40	113	62	32	20	22	44	43		
SW	24			25	31	32	44	32	62	28	19	8	26	23	30		
WSW	31			19	26	50	71	46	60	28	15	5	33	31	35		
W	31			27	101	104	97	108	39	48	50	11	47	17	57		
WNW	51			49	89	88	81	90	44	34	38	38	39	30	56		
NW	123			168	141	58	65	104	28	69	79	81	79	79	89		
NNW	142			211	112	74	44	44	12	43	82	93	160	98	92		

Element		1	2	3	4	5	6	7	8	9	10	11	12			
Number of Days With Classified	Daily Max. Temp.	0.0	2	1										1	4	
		0.1 ~ 10.0	23	21	11									5	26	86
		10.1 ~ 20.0	6	6	20	21	3	1				10	23	4		94
		20.1 ~ 30.0				9	28	29	12	11	29	21	2			141
		30.1							19	20	1					40
	Daily Mean Temp.	- 5.0													10	30
		- 4.9 ~ 0.0	14	6												
		0.1 ~ 10.0	17	22	31	5						2	23	21		121
		10.1 ~ 20.0				25	25	9		1	8	25	7			100
	Daily Min. Temp.	20.1					6	21	31	30	22	4				114
		- 15.0													9	25
		- 14.9 ~ - 5.0	10	6												
		- 4.9 ~ 0.0	15	19	19	2								10	16	81
		0.1 ~ 10.0	6	3	12	23	9					1	17	20	6	97
	Daily Precip.	10.1				5	22	30	31	31	29	14				162
		0.1mm	10	9	9	6	6	6	14	13	5	6	3	13		100
		10.0mm	1	2		3	2	1	6	6	3	1		1		26
		30.0mm							1	4	3	2				10
		80.0mm														
	Hourly Max. Precip.	100.0mm														
		1.0mm	9	4	5	4	5	4	11	12	5	5		9		73
		6.0mm					1	1	8	5	2			1		18
10.0mm								1	4	5	2				12	
20.0mm								3	2	1					6	
Daily Max. Wind Speed	30.0mm							1	2						3	
	0.5 ~ 3.3%	1								1					2	
	3.4 ~ 7.9%	19	14	20	21	26	28	22	24	27	25	14	16		256	
	8.0 ~ 13.8%	11	13	11	8	5	2	8	7	2	6	16	15		104	
10 - Day Summary	Mean Temp.	(0.1 )														
		1st	45	7	33	105	161	192	265	281	214	187	106	24		
		2nd	- 6	22	49	127	171	209	261	253	204	146	64	- 12		
	Mean Max. Temp.	(0.1 )														
		1st	99	45	85	164	221	242	296	328	270	236	180	73		
		2nd	41	82	119	181	234	271	306	294	264	200	124	34		
	Mean Min. Temp.	(0.1 )														
		1st	3	- 24	- 19	53	107	144	242	242	169	143	39	- 23		
		2nd	- 47	- 39	- 15	81	111	154	231	220	147	98	9	- 55		
	Mean Wind Speed	(0.1%)														
		3rd	- 51	- 24	20	78	132	199	248	202	140	59	- 5	- 18		
		1st	16	26	27	19	17	22	27	13	11	15	20	20		
Total Precip.	(0.1mm)															
	2nd	25	30	19	25	18	16	18	17	18	16	23	21			
	3rd	22	24	18	24	19	14	16	22	15	19	26	20			
	1st	10	50	105	230	380	115	470	60	165	320	5	120			
	2nd	75	135	70	265	20		1035	1150	340	65	15	85			
	3rd	230	175	65	5	35	355	540	995	450		230				

		Element	1	2	3	4	5	6	7	8	9	10	11	12	
(0.1 )	Air Temp.	Mean	9	32	73	148	195	226	278	270	211	161	76	0	140
		Mean Max.	76	99	143	214	272	294	327	324	276	223	154	70	206
		Mean Min.	- 49	- 37	8	80	121	166	239	226	154	111	3	- 63	80
		Highest	140	159	196	287	359	346	370	379	308	293	231	130	379
		Date	2	17	30	16	29	19	22	7	9	10	8	3	08/07
		Lowest	- 109	- 83	- 51	8	67	116	181	150	76	- 6	- 48	- 109	- 109
		Date	15	11	8	3	2	4	27	31	30	31	21	14	12/14
(0.1mm)	Precip.	00~24h Total	80	360	320	1180	305	240	1460	1125	1460	670		140	7340
		Highest. 1	45	260	100	610	160	95	375	270	885	290		135	885
		Daily	8	22	26	6	9	20	4	10	11	2		24	09/11
		Date	8	22	26	6	9	20	4	10	11	2		24	09/11
(0.1%)	Wind	Hourly	20	40	60	145	50	40	290	265	245	120		110	290
		Date	29	22	26	6	5	20	24	10	11	2		24	07/24
		Date	29	22	26	6	5	20	24	10	11	2		24	07/24
(0.1%)	Wind Directions Only	Mean Speed	18	23	19	22	19	21	19	17	13	13	16	18	18
		Highest Gust Speed	157	193	138	177	147	113	160	121	127	155	150	165	193
		Dir.	WNW	W	NW	SSE	W	SE	SE	W	ENE	NE	WSW	NW	W
		Date	20	20	27	6	7	2	10	24	15	22	10	11	02/20
		Hourly Occurrence Maximum Speed	13	30	18	26	24	18	25	29	19	42	17	12	42
		NNE	36	14	26	32	30	22	22	21	52	43	23	14	52
		NE	36	26	42	44	15	33	41	29	51	43	15	11	51
		ENE	17	29	40	43	26	28	30	29	35	41	23	25	43
		E	21	41	55	52	43	58	40	40	41	53	40	14	58
		ESE	18	58	59	72	76	73	58	56	36	42	41	16	76
		SE	15	45	47	78	48	44	69	46	41	23	30	15	78
		SSE	71	47	43	74	51	49	60	46	41	30	27	14	74
		S	59	59	45	69	60	59	54	51	38	21	27	17	69
		SSW	44	59	47	71	48	44	43	45	47	22	57	21	71
SW	41	63	51	47	56	33	47	39	23	32	52	31	63		
WSW	84	70	73	58	80	47	35	50	33	55	69	80	84		
W	88	108	66	57	68	53	62	40	42	56	68	92	108		
WNW	69	81	62	56	62	43	39	43	49	63	61	67	81		
NW	46	62	24	29	37	36	23	25	23	44	49	51	62		
NNW	18	15	20	25	20	23	12	28	17	23	46	20	46		
(0.1%)	Hourly Occurrence Percentage	CALM	159	129	163	108	125	99	114	109	189	207	219	179	150
		NNE	15	16	15	24	22	19	22	26	15	32	11	15	19
		NE	19	9	22	24	23	33	31	33	31	52	17	24	27
		ENE	38	16	39	38	19	31	32	45	49	70	26	15	35
		E	55	27	55	71	48	32	26	52	44	50	39	59	47
		ESE	90	95	83	72	109	135	81	115	82	105	85	87	95
		SE	81	65	87	90	121	200	124	151	106	94	71	71	105
		SSE	26	18	16	58	38	43	87	54	35	31	32	30	39
		S	8	22	32	83	44	54	103	45	35	17	13	9	39
		SSW	22	22	39	58	75	67	112	44	14	16	18	8	41
		SW	17	27	17	26	24	28	54	40	13	19	14	12	24
		WSW	30	40	27	31	42	25	42	40	33	32	42	27	34
		W	103	103	113	79	90	79	43	73	115	65	104	89	88
		WNW	190	220	160	126	112	88	52	93	131	110	143	190	134
NW	102	140	104	69	69	49	40	45	78	63	103	122	82		
NNW	36	36	11	24	24	11	24	16	21	26	49	52	27		
N	11	13	16	18	16	8	13	18	11	11	15	11	13		



Element		1	2	3	4	5	6	7	8	9	10	11	12			
Number of Days With Classified	0.0															
	0.1 ~ 10.0	21	15	3								4	27	70		
	10.1 ~ 20.0	10	13	27	11						9	19	4	93		
	Daily Max. Temp.				19	27	18	6	4	26	22	7		129		
	30.1					4	12	25	26	4				71		
	-5.0															
	-4.9 ~ 0.0	13	3											18	34	
	0.1 ~ 10.0	18	24	27	2							2	23	13	109	
	Daily Mean Temp.		1	3	28	19	5				5	24	7		92	
	20.1					12	25	31	30	25	5				128	
	-15.0															
	-14.9 ~ -5.0	16	10	1											22	49
	-4.9 ~ 0.0	13	16	15								1	13	9	67	
	Daily Min. Temp.		2	2	14	20	8				2	11	17		76	
	0.1 ~ 10.0				10	23	30	31	30	28	19				171	
	10.1															
	Daily Precip.	0.1mm	3	6	9	7	3	5	12	11	4	8		2	70	
	10.0mm			1	1	4	1		5	4	3	2		1	22	
	30.0mm					1			1		2				4	
	80.0mm										1				1	
100.0mm																
Hourly Max. Precip.	1.0mm	2	5	6	7	3	5	11	11	4	6		1	61		
6.0mm			1	2				5	4	3	1		1	17		
10.0mm				1				4	2	2	1		1	11		
20.0mm								1	1	1				3		
30.0mm																
Daily Max. Wind Speed	0.5 ~ 3.3%	1												1		
3.4 ~ 7.9%		18	11	16	8	10	9	16	23	24	25	14	14	188		
8.0 ~ 13.8%		11	12	15	19	20	21	12	7	6	5	15	16	159		
13.9%		1	5		3	1		3			1	1	1	16		
10 - Day Summary	Mean Temp.	1st	41	21	54	134	178	212	273	290	221	193	110	10		
		2nd	-8	41	81	153	192	225	283	258	214	161	58	-19		
		3rd	-3	35	85	157	214	241	280	261	196	132	58	8		
	Mean Max. Temp.	1st	109	86	125	196	255	283	306	349	284	249	201	82		
		2nd	57	113	162	217	268	303	334	304	272	213	131	48		
		3rd	63	99	142	228	292	298	339	320	271	207	130	79		
	Mean Min. Temp.	1st	-16	-37	-15	71	105	145	249	242	172	150	30	-55		
		2nd	-64	-43	3	90	117	160	236	225	156	119	-9	-81		
		3rd	-67	-29	36	78	138	194	233	212	134	67	-10	-54		
	Mean Wind Speed	1st	12	26	26	21	18	25	25	18	12	12	13	17		
		2nd	22	25	15	24	20	21	19	14	16	12	18	20		
		3rd	19	18	16	22	19	16	14	19	12	15	16	17		
Total Precip.	1st	45	60	25	805	240	45	750	320	430	460		5			
	2nd		40	50	335	65	95	105	695	885	210					
	3rd	35	260	245	40		100	605	110	145			135			

Element		1	2	3	4	5	6	7	8	9	10	11	12				
(0.1 )	Air Temp.	Mean	-48	-31	18	101	155	174	220	202	155	106	23	-55	85		
		Mean Max.	-3	20	70	158	218	240	258	241	211	155	69	-16	135		
		Mean Min.	-89	-81	-26	48	99	119	189	170	110	68	-24	-98	40		
		Highest	73	94	148	241	303	305	300	310	256	220	159	48	310		
		Date	7	16	30	30	20	18	19	6	26	10	2	23	08/06		
		Lowest	-172	-147	-94	-27	49	65	139	100	43	-20	-97	-166	-172		
		Date	23	11	8	2	26	2	27	31	29	31	19	12	01/23		
(0.1mm)	Precip.	00~24h Total	105	355	150	845	135	1215	3920	2530	415	350	235	85	10340		
		Highest. 1	Daily	35	135	35	245	55	595	1030	400	185	105	115	70	1030	
			Date	20	22	31	17	24	24	3	24	11	2	26	24	07/03	
			Hourly	15	50	15	90	45	510	385	225	50	35	35	30	510	
(0.1mm)	Date	20	20	26	18	13	24	4	24	20	1	10	24	06/24			
(0.1%)	Wind	Mean Speed	34	37	28	38	32	22	24	19	19	17	37	43	29		
		Highest Gust Speed	221	201	188	233	225	188	187	197	298	169	224	223	298		
		* Dir.	W	WNW	WSW	WNW	WSW	SSW	W	WSW	WNW	NE	W	NW	WNW		
(0.1%)	Date	10	20	9	12	6	7	4	24	19	22	10	11	09/19			
Wind Directions Only	Hourly Occurrence Maximum Speed	NNE	10	14	24	55	38	39	29	20	17	61	40	35	61		
		NE	27	42	32	56	41	52	40	43	37	95	8	14	95		
		ENE	30	27	40	46	40	50	30	57	56	98			15	98	
		E	34	40	45	52	38	52	37	43	54	58	24	18	58		
		ESE	20	22	32	52	44	31	30	33	43	32	17	31	52		
		SE	27	26	14	32	31	34	33	27	30	27	29	14	34		
		SSE	25	30	21	21	26	23	30	22	23	22	27	12	30		
		S	61	61	50	76	62	63	72	59	29	26	62	58	76		
		SSW	137	91	46	123	88	103	81	61	61	64	107	79	137		
		SW	144	106	89	110	112	90	104	94	89	73	110	113	144		
		WSW	107	106	100	102	120	103	90	91	118	81	98	94	120		
		W	115	78	96	105	90	92	73	86	94	70	117	129	129		
		WNW	123	125	99	122	92	87	65	61	68	66	102	151	151		
		NW	101	89	53	57	36	66	37	54	55	43	60	72	101		
		NNW	32	19	41	28	40	30	20	36	38	53	23	22	53		
		N	41	20	57	13	24	29	28	33	15	69	37	38	69		
		(0.1%)	Hourly Occurrence Percentage	CALM	155	116	163	90	145	171	138	188	228	255	142	67	155
				NNE	4	6	7	10	4	13	4	13	3	11	4	5	7
				NE	7	6	11	14	15	21	13	22	19	34	4	4	14
				ENE	12	1	17	22	12	38	15	79	35	54		9	25
				E	46	21	50	58	40	83	50	92	114	101	21	13	58
ESE	40			28	65	49	36	107	55	108	89	130	15	18	62		
SE	11			10	19	25	15	32	30	62	40	48	18	8	27		
SSE	13			13	9	8	13	25	20	20	22	19	17	8	16		
S	31			37	31	65	55	40	47	32	21	12	32	23	36		
SSW	93			97	55	104	120	88	122	75	85	35	113	96	90		
SW	55			86	60	115	136	60	136	82	57	50	103	90	86		
WSW	82			103	78	122	116	64	97	57	51	34	138	143	90		
W	177			158	147	128	98	75	89	44	69	58	182	189	118		
WNW	226			272	220	151	149	122	142	74	104	93	176	274	167		
NW	31	33	43	28	16	35	23	30	35	34	24	34	30				
NNW	11	6	9	7	16	17	12	9	15	26	7	12	12				
N	7	6	16	3	13	11	7	12	13	8	6	5	9				

Element		1	2	3	4	5	6	7	8	9	10	11	12		
Number of Days With Classified	Daily Max. Temp.	0.0	16	8	2								3	22	51
		0.1 ~ 10.0	15	20	21	2						1	17	9	85
		10.1 ~ 20.0			8	25	10	4		4	10	27	10		98
		20.1 ~ 30.0				3	20	24	31	25	20	3			126
		30.1					1	2		2					5
	Daily Mean Temp.	-5.0	14	9	2								1	17	43
		-4.9 ~ 0.0	11	13	6								9	11	50
		0.1 ~ 10.0	6	6	23	14	1					13	19	3	85
		10.1 ~ 20.0				16	28	22	1	16	30	18	1		132
		20.1					2	8	30	15					55
	Daily Min. Temp.	-15.0	4											2	6
		-14.9 ~ -5.0	17	24	6								10	26	83
		-4.9 ~ 0.0	9	4	20	2						1	11	3	50
		0.1 ~ 10.0	1		5	27	20	10		1	10	24	9		107
		10.1				1	11	20	31	30	20	6			119
	Daily Precip.	0.1mm	5	5	8	7	5	9	19	19	7	9	8	3	104
		10.0mm		2		4		3	10	8	2	1	1		31
		30.0mm						1	4	4					9
		80.0mm							1						1
		100.0mm							1						1
	Hourly Max. Precip.	1.0mm	3	4	6	7	3	9	17	16	5	5	4	1	80
6.0mm					2		3	9	7					21	
10.0mm							2	5	5					12	
20.0mm							1	3	1					5	
30.0mm							1	1						2	
Daily Max. Wind Speed	0.5 ~ 3.3%								1					1	
	3.4 ~ 7.9%	11	4	3	1	2	9	12	18	17	20	4	1	102	
	8.0 ~ 13.8%	6	13	23	14	20	15	12	10	10	8	11	14	156	
	13.9%	14	11	5	15	9	6	7	2	3	3	15	16	106	
10 - Day Summary	Mean Temp. (0.1 )	1st	-3	-48	-8	85	148	150	218	222	164	136	75	-43	
		2nd	-71	-27	35	100	146	177	225	191	154	100	-3	-85	
		3rd	-68	-14	25	117	168	193	217	193	148	83	-2	-37	
	Mean Max. Temp. (0.1 )	1st	34	2	41	140	206	209	253	274	221	178	126	-8	
		2nd	-26	25	96	156	209	257	272	215	202	146	47	-41	
		3rd	-16	36	72	179	238	255	249	234	211	142	34	-2	
	Mean Min. Temp. (0.1 )	1st	-35	-92	-51	34	93	98	191	182	116	106	22	-90	
		2nd	-111	-86	-18	53	92	112	186	173	115	64	-47	-130	
		3rd	-118	-60	-10	57	110	147	190	155	99	37	-46	-76	
	Mean Wind Speed (0.1%)	1st	30	36	41	29	37	33	30	13	11	13	29	40	
		2nd	42	42	21	44	36	18	27	14	26	16	43	45	
		3rd	30	33	21	40	25	15	17	28	20	22	39	44	
Total Precip. (0.1mm)	1st	10		15	275	30	255	2540	375	20	220	90	15		
	2nd	35	220	15	570	45	30	740	870	255	115	10			
	3rd	60	135	120		60	930	640	1285	140	15	135	70		

		Element	1	2	3	4	5	6	7	8	9	10	11	12			
(0.1 )	Air Temp.	Mean	- 32	- 12	47	126	174	215	254	237	186	131	37	- 37	111		
		Mean Max.	31	51	120	204	254	286	299	287	257	205	96	11	175		
		Mean Min.	- 83	- 68	- 13	58	107	151	225	202	140	85	- 13	- 82	59		
		Highest	117	123	192	283	300	337	339	359	295	266	183	72	359		
		Date	8	28	30	30	20	23	6	5	8	2	8	23	08/05		
		Lowest	- 159	- 137	- 55	2	65	85	195	134	64	- 21	- 67	- 154	- 159		
		Date	24	2	8	3	8	11	1	30	29	31	19	14	01/24		
(0.1mm)	Precip.	00~24h Total	150	140	135	705	205	425	5705	3745	395	465	320	235	12625		
		Highest. 1 Daily	70	60	65	305	120	155	1325	790	255	360	165	130	1325		
		Date	27	17	31	5	13	6	10	20	11	11	25	24	07/10		
		Hourly	45	25	25	55	120	70	390	450	105	130	60	25	450		
(0.1%)	Wind	Mean Speed	9	9	9	11	10	9	8	7	8	7	8	9	9		
		Highest Gust Speed	81	74	101	119	89	82	101	67	83	82	83	84	119		
		Dir.	SW	SSW	S	SW	S	SW	SE	S	NE	NE	W	SW	SW		
		Date	12	10	9	14	6	9	18	24	16	22	15	11	04/14		
(0.1%)	Wind Directions Only	Hourly Occurrence Maximum Speed	37	26	49	52	31	35	34	39	45	34	30	26	52		
		NNE	32	17	30	32	19	35	20	26	34	35	13	18	35		
		NE	13	15	13	23	9	29	12	30	15	11	16	13	30		
		ENE	7	7	15	15	13	21	10	9	32	8	11	19	32		
		E	14	10	8	21	8	13	22	10	7	13	13	25	25		
		ESE	18	23	20	31	27	21	25	14	15	17	24	27	31		
		SE	44	36	48	44	45	27	40	37	33	31	39	32	48		
		SSE	27	28	31	49	34	30	48	31	25	22	32	26	49		
		S	27	30	38	35	45	36	25	26	20	18	21	22	45		
		SSW	31	30	25	39	29	38	22	24	20	18	20	19	39		
		SW	25	26	23	30	29	20	10	12	18	25	30	29	30		
		WSW	29	29	27	31	28	22	7	13	18	17	24	26	31		
		W	27	24	26	26	23	18	8	10	14	13	22	25	27		
		WNW	25	29	32	24	27	18	8	17	14	21	35	28	35		
		NW	35	30	33	25	25	23	17	16	18	22	30	35	35		
		NNW	38	32	36	40	24	27	27	21	29	36	29	28	40		
		(0.1%)	Hourly Occurrence Percentage	CALM	383	357	387	285	341	335	450	458	386	445	399	355	382
				NNE	58	42	81	78	58	85	104	124	97	95	42	68	78
				NE	36	24	51	33	37	43	26	40	61	65	26	20	39
				ENE	5	16	8	22	9	21	8	20	25	20	8	8	14
E	3			1	12	7	9	13	5	11	11	3	3	4	7		
ESE	1			12	7	8	8	11	4	7	10	17	14	11	9		
SE	15			19	12	19	27	28	17	9	17	19	10	15	17		
SSE	50			55	51	38	88	67	125	66	50	52	44	26	59		
S	79			85	73	97	96	85	113	50	63	42	78	65	77		
SSW	69			71	32	93	101	63	59	43	28	22	32	84	58		
SW	62			54	32	57	70	49	30	22	28	20	38	34	41		
WSW	47			60	36	56	42	45	12	15	42	20	50	49	39		
W	51			52	32	25	23	31	4	9	14	11	46	52	29		
WNW	39			34	39	36	20	14	3	15	21	24	36	49	27		
NW	30	27	44	39	22	38	8	30	76	56	61	34	39				
NNW	47	48	51	56	20	33	5	34	33	51	75	73	44				
N	26	43	51	51	27	42	27	48	39	38	39	53	40				

Element		1	2	3	4	5	6	7	8	9	10	11	12			
Number of Days With Classified	Daily Max. Temp.	0.0	8	2										13	23	
		0.1 ~ 10.0	21	23	9								16	17	86	
		10.1 ~ 20.0	2	3	22	13	1	1				15	14		71	
		20.1 ~ 30.0				17	30	17	17	21	30	16				148
		30.1						12	14	10						36
	Daily Mean Temp.	- 5.0	10	1										12	23	
		- 4.9 ~ 0.0	13	18	1								10	14	56	
		0.1 ~ 10.0	8	9	30	4						5	15	5	76	
		10.1 ~ 20.0				26	28	12		5	25	26	5		127	
		20.1					2	18	31	26	5				82	
	Daily Min. Temp.	- 15.0	4											1	5	
		- 14.9 ~ - 5.0	17	21	1								5	22	66	
		- 4.9 ~ 0.0	10	7	22							2	16	7	64	
		0.1 ~ 10.0			8	30	18	2			2	20	9		89	
		10.1					13	28	31	31	28	9			140	
	Daily Precip.	0.1mm	4	4	5	8	4	8	18	16	4	6	8	8	93	
		10.0mm				2	1	2	8	8	2	1	1	1	26	
		30.0mm				1			5	5		1			12	
		80.0mm							3						3	
		100.0mm							3						3	
	Hourly Max. Precip.	1.0mm	3	4	3	7	4	6	16	13	3	4	6	4	73	
6.0mm						1	1	10	9	2	1	1		25		
10.0mm						1		6	7	1	1			16		
20.0mm								5	2					7		
30.0mm								2	1					3		
Daily Max. Wind Speed	0.5 ~ 3.3%	5	2	2	1	1		7	9	9	13	5	6	60		
	3.4 ~ 7.9%	25	26	25	24	27	29	23	22	20	17	24	22	284		
	8.0 ~ 13.8%	1		4	5	3	1	1		1	1	1	2	20		
	13.9%															
10 - Day Summary	Mean Temp. (0.1 )	1st	13	- 29	23	112	170	191	251	267	199	173	92	- 16		
		2nd	- 48	- 11	57	128	167	213	257	234	185	124	17	- 75		
		3rd	- 59	7	59	139	186	240	255	212	174	100	3	- 21		
	Mean Max. Temp. (0.1 )	1st	77	26	88	188	249	257	295	321	267	230	162	31		
		2nd	13	58	148	199	242	296	311	276	256	197	70	- 23		
		3rd	4	74	124	226	270	306	292	266	249	190	56	25		
	Mean Min. Temp. (0.1 )	1st	- 30	- 76	- 32	55	101	126	219	229	160	137	32	- 62		
		2nd	- 96	- 75	- 19	67	102	139	225	207	133	82	- 33	- 123		
		3rd	- 120	- 48	10	53	118	188	230	174	125	42	- 38	- 62		
	Mean Wind Speed (0.1%)	1st	8	9	11	10	11	9	9	7	6	7	8	9		
		2nd	10	9	8	12	11	9	9	7	10	6	10	10		
		3rd	8	9	8	12	9	9	6	8	8	8	7	9		
Total Precip. (0.1mm)	1st			15	425	40	320	4235	540	5	100	95	55			
	2nd	15	105		280	120	20	560	1750	375	365	10	35			
	3rd	135	35	120		45	85	910	1455	15		215	145			

Element		1	2	3	4	5	6	7	8	9	10	11	12					
(0.1 )	Air Temp.	Mean	-24	-6	53	129	181	219	258	245	195	140	45	-25	118			
		Mean Max.	28	52	121	202	256	290	302	292	260	208	107	26	179			
		Mean Min.	-75	-60	-8	62	110	156	227	211	143	88	-13	-73	64			
		Highest	120	134	185	288	307	350	336	361	289	271	195	97	361			
		Date	8	16	19	30	30	23	25	5	26	9	7	23	08/05			
		Lowest	-148	-112	-63	-5	58	103	195	139	73	-19	-83	-144	-148			
		Date	24	2	8	2	7	4	27	31	29	31	19	14	01/24			
(0.1mm)	Precip.	00~24h Total	145	380	145	496	293	689	4595	3161	305	215	535	250	11209			
		Highest. 1	Daily	50	140	65	140	141	380	884	947	145	85	225	105	947		
			Date	29	22	31	5	24	25	31	21	11	2	25	24	08/21		
			Hourly	35	45	30	53	119	377	495	396	50	30	110	60	495		
	Date	27	17	31	18	24	25	16	21	27	2	25	10	07/16				
(0.1%)	Wind	Mean Speed	16	20	20	20	19	18	11	12	12	12	16	16	16			
		Highest Gust Speed	182	157	211	153	146	120	145	106	121	139	191	173	211			
		* Dir.	WNW	WSW	WSW	NW	WSW	WNW	WNW	WNW	W	WNW	WNW	WNW	WSW			
	Date	20	20	7	12	6	21	16	28	28	29	10	11	03/07				
(0.1%)	Wind Directions Only	Hourly Occurrence Maximum Speed	NNE	6	25	22	18	9	28	14	14	19	43	22	23	43		
			NE	14	12	20	21	16	16	11	18	13	37	17	12	37		
			ENE	17	11	18	30	15	20	15	20	21	22	13	10	30		
			E	21	23	25	43	20	20	19	23	37	20	21	16	43		
			ESE	21	25	22	34	45	26	25	27	29	23	18	15	45		
			SE	20	25	21	29	40	24	24	27	21	23	33	17	40		
			SSE	22	25	28	35	46	26	27	30	25	26	35	26	46		
			S	16	27	29	38	22	25	21	24	21	17	28	22	38		
			SSW	20	17	16	27	23	24	20	32	15	17	14	19	32		
			SW	24	34	30	26	29	34	30	31	23	23	26	25	34		
			WSW	34	48	47	45	50	54	39	37	36	44	37	42	54		
			W	52	62	53	59	66	54	40	45	51	63	73	63	73		
			WNW	66	66	71	65	74	68	47	56	45	63	55	64	74		
			NW	69	51	51	59	50	43	44	36	37	38	59	66	69		
			NNW	30	25	28	33	19	31	22	31	29	31	32	25	33		
			N	12	19	20	26	9	24	19	28	23	39	23	13	39		
			(0.1%)	Hourly Occurrence Percentage	CALM	164	130	96	73	118	83	135	152	188	169	153	134	133
					NNE	1	4	8	12	8	15	13	26	16	24	6	5	12
					NE	8	12	9	9	4	10	5	27	23	28	11	12	13
					ENE	18	6	16	20	7	21	11	27	20	23	13	4	15
					E	49	54	64	42	28	37	27	55	47	40	35	35	43
					ESE	59	39	42	39	34	24	22	58	32	24	32	19	35
					SE	39	30	41	51	28	62	77	58	21	20	51	24	42
					SSE	43	27	30	64	65	65	151	79	45	24	42	40	57
					S	27	15	20	44	40	41	93	47	25	19	29	47	38
					SSW	16	21	24	26	47	28	57	20	16	8	17	30	26
SW	24	24			22	48	32	37	50	11	23	16	25	39	29			
WSW	74	70			101	106	144	114	97	65	68	77	74	70	88			
W	159	240			205	197	222	213	78	126	134	122	184	152	169			
WNW	197	207			223	150	166	157	92	78	106	126	194	235	161			
NW	75	94	65	74	44	60	50	93	138	140	100	122	88					
NNW	35	21	24	35	11	21	34	50	72	102	22	27	38					
N	11	7	9	10	1	13	11	30	27	36	11	4	14					

Element		1	2	3	4	5	6	7	8	9	10	11	12			
Number of Days With Classified	Daily Max. Temp.	0.0	10	3										8	21	
		0.1 ~ 10.0	19	21	6								14	23	83	
		10.1 ~ 20.0	2	4	25	13	1	1				13	16		75	
		20.1 ~ 30.0				15	28	14	12	17	29	18			133	
		30.1					2	14	19	14					49	
	Daily Mean Temp.	- 5.0	11	2											7	20
		- 4.9 ~ 0.0	10	15	2								6	16	49	
		0.1 ~ 10.0	10	11	29	2						3	19	8	82	
		10.1 ~ 20.0				26	26	6		4	16	26	5		109	
		20.1					5	23	31	27	13	2			101	
	Daily Min. Temp.	- 15.0														
		- 14.9 ~ - 5.0	21	17	2								7	23	70	
		- 4.9 ~ 0.0	8	11	20	1						2	13	8	63	
		0.1 ~ 10.0	2		9	26	10				2	17	9		75	
		10.1				1	21	29	31	31	27	12	1		153	
	Daily Precip.	0.1mm	7	6	7	7	5	7	21	15	6	5	9	9	104	
		10.0mm		1		3	1	2	9	9	2		2	1	30	
		30.0mm						1	4	3					8	
		80.0mm							3	1					4	
		100.0mm														
Hourly Max. Precip.	1.0mm	5	5	5	5	5	5	18	13	3	3	6	6	79		
	6.0mm					1	2	10	8			3	1	25		
	10.0mm					1	2	8	4			1		16		
	20.0mm						1	5	2					8		
	30.0mm						1	4	2					7		
Daily Max. Wind Speed	0.5 ~ 3.3%	1	1						1	2	1	1		2	9	
	3.4 ~ 7.9%	14	7	6	2	6	11	21	26	24	23	14	11	165		
	8.0 ~ 13.8%	14	17	22	24	24	18	8	3	4	6	12	15	167		
	13.9%	2	3	3	2	1			1			1	3	3	19	
10 - Day Summary	Mean Temp. (0.1 )	1st	27	-22	23	114	172	194	255	270	205	177	96	-12		
		2nd	-46	-3	64	131	174	222	259	239	198	132	25	-56		
		3rd	-52	11	70	145	197	240	261	227	183	113	15	-9		
	Mean Max. Temp. (0.1 )	1st	79	22	85	182	250	256	298	320	265	234	165	40		
		2nd	4	65	145	196	242	302	307	277	262	199	79	1		
		3rd	5	72	130	232	272	309	300	279	254	194	76	37		
	Mean Min. Temp. (0.1 )	1st	-19	-63	-30	54	100	132	223	232	158	137	30	-58		
		2nd	-96	-70	-11	69	107	144	226	213	145	78	-30	-115		
		3rd	-107	-45	14	63	122	190	230	189	127	53	-40	-50		
	Mean Wind Speed (0.1%)	1st	14	21	24	18	19	21	12	11	9	11	14	16		
		2nd	17	20	17	23	21	19	12	10	14	12	18	17		
		3rd	16	18	19	21	18	16	10	14	11	14	16	16		
Total Precip. (0.1mm)	1st		5	70	175	97	112	2003	199	20	165	125	120			
	2nd	35	235		321	55		1220	1176	145	50	5	10			
	3rd	110	140	75		141	577	1372	1786	140		405	120			

		Element	1	2	3	4	5	6	7	8	9	10	11	12			
(0.1 )	Air Temp.	Mean	- 44	- 26	36	124	173	204	245	228	181	127	33	- 47	103		
		Mean Max.	31	50	116	205	257	287	293	278	254	204	97	13	174		
		Mean Min.	- 104	- 97	- 28	55	100	142	214	195	135	79	- 18	- 99	48		
		Highest	104	121	201	290	318	340	335	349	290	270	184	91	349		
		Date	6	16	19	30	20	20	14	5	3	2	8	3	08/05		
		Lowest	- 182	- 168	- 90	- 9	44	68	189	124	56	- 21	- 90	- 180	- 182		
		Date	31	2	8	3	7	11	1	30	29	31	19	13	01/31		
(0.1mm)	Precip.	00~24h Total	100	85	175	600	275	615	5890	4265	355	145	350	155	13010		
		Highest. 1	Daily	50	40	100	165	140	115	1260	1355	255	80	175	70	1355	
		Date	27	17	31	18	13	7	8	10	19	11	3	24	08/10		
		Hourly	20	20	35	55	120	70	345	380	135	20	90	15	380		
(0.1%)	Wind	Mean Speed	10	12	11	14	12	10	8	8	10	10	13	12	11		
		Highest Gust Speed	111	98	94	172	167	90	112	92	96	71	124	93	172		
		Dir.	N	SSE	NNW	SE	SSE	NNE	SSE	NNE	NW	N	NW	NW	SE		
		Date	12	19	8	14	13	9	14	24	19	29	24	11	04/14		
(0.1%)	Wind Directions Only	Hourly Occurrence Maximum Speed	43	40	32	26	35	20	17	14	31	17	39	50	50		
		NNE	21	11	11	29	23	26	12	17	14	12	17	13	29		
		NE	6	9	11	18	16	19	12	18	23	8	12	11	23		
		ENE	13	18	16	29	26	27	25	14	7	9	21	21	29		
		E	45	16	19	43	28	32	23	33	34	23	19	15	45		
		ESE	58	56	39	48	46	43	34	26	42	37	47	36	58		
		SE	29	37	33	46	40	33	57	26	35	29	32	24	57		
		SSE	43	40	45	51	45	29	41	31	33	36	42	32	51		
		S	39	25	44	39	45	35	25	29	33	32	37	31	45		
		SSW	24	23	24	31	33	27	17	40	38	23	26	22	40		
		SW	31	20	28	34	40	31	17	18	21	23	39	28	40		
		WSW	33	25	37	37	42	31	21	22	28	21	33	33	42		
		W	44	37	34	40	45	30	22	29	21	35	31	34	45		
		WNW	38	43	46	42	44	34	15	20	35	30	42	32	46		
		NW	35	34	46	48	46	26	12	29	28	25	52	32	52		
		NNW	51	32	45	43	43	42	18	23	37	31	42	45	51		
		(0.1%)	Hourly Occurrence Percentage	CALM	401	368	386	224	316	303	433	366	271	261	174	249	313
				NNE	51	39	31	24	43	32	16	17	79	77	93	82	49
				NE	17	13	8	29	15	21	8	17	25	34	39	20	21
				ENE	4	6	9	15	19	14	15	9	13	7	13	16	12
				E	7	15	3	17	23	10	12	15	6	8	13	13	12
				ESE	16	15	17	43	40	47	39	38	28	31	28	16	30
				SE	47	60	58	108	71	92	122	102	58	85	83	66	79
				SSE	38	52	48	63	65	65	56	48	60	42	57	38	53
				S	66	79	70	69	67	64	83	47	104	87	67	67	72
				SSW	66	22	62	46	47	54	52	54	67	67	36	44	52
				SW	35	21	20	22	26	32	28	56	51	35	25	26	32
WSW	9			10	22	29	15	29	27	24	29	16	8	17	20		
W	16			25	28	35	38	32	20	40	28	27	26	27	29		
WNW	55			68	82	89	60	56	40	67	39	56	65	63	62		
NW	60			92	78	71	63	51	31	44	49	47	93	95	64		
NNW	47	63	42	65	54	53	9	32	32	55	92	73	51				
N	65	52	36	51	39	46	7	22	63	66	89	87	52				



Element		1	2	3	4	5	6	7	8	9	10	11	12		
Number of Days With Classified	Daily Max. Temp.	0.0	7	2										13	22
		0.1 ~ 10.0	22	22	12								15	18	89
		10.1 ~ 20.0	2	4	18	12	2	1				15	15		69
		20.1 ~ 30.0			1	18	26	16	17	22	30	16			146
		30.1					3	13	14	9					39
	Daily Mean Temp.	- 5.0	16	6										14	36
		- 4.9 ~ 0.0	11	17	2								11	13	54
		0.1 ~ 10.0	4	5	29	5						6	14	4	67
		10.1 ~ 20.0				25	26	14		6	25	25	5		126
		20.1					5	16	31	25	5				82
	Daily Min. Temp.	- 15.0	8	2										5	15
		- 14.9 ~ - 5.0	17	23	9								11	19	79
		- 4.9 ~ 0.0	6	3	16	3						2	10	7	47
		0.1 ~ 10.0			6	27	18	4			3	19	9		86
		10.1					13	26	31	31	27	10			138
	Daily Precip.	0.1mm	3	3	6	8	6	12	16	16	4	3	5	5	87
		10.0mm			1	2	2	2	10	7	1		1		26
		30.0mm							5	7					12
		80.0mm							3	1					4
		100.0mm							2	1					3
	Hourly Max. Precip.	1.0mm	3	3	4	7	6	11	16	13	2	3	3	3	74
		6.0mm					1	2	11	7	1		1		23
		10.0mm					1		9	5	1				16
		20.0mm							4	3					7
		30.0mm							2	2					4
Daily Max. Wind Speed	0.5 ~ 3.3%	5	1				1	1	2	1			1	12	
	3.4 ~ 7.9%	19	21	28	16	23	28	29	28	26	31	23	25	297	
	8.0 ~ 13.8%	7	6	3	13	5	1	1	1	3		7	5	52	
	13.9%				1	3								4	
10 - Day Summary	Mean Temp. (0.1 )	1st	1	- 46	9	108	168	176	240	259	200	164	93	- 28	
		2nd	- 60	- 24	47	126	167	209	255	222	175	121	9	- 87	
		3rd	- 72	- 5	50	138	184	228	241	204	169	100	- 2	- 27	
	Mean Max. Temp. (0.1 )	1st	77	23	84	190	255	255	291	317	268	222	162	33	
		2nd	16	56	147	198	246	302	309	262	247	199	67	- 22	
		3rd	2	75	118	228	268	305	281	257	247	193	61	27	
	Mean Min. Temp. (0.1 )	1st	- 48	- 112	- 53	43	85	114	207	222	160	128	36	- 75	
		2nd	- 117	- 101	- 33	66	100	133	219	196	129	74	- 41	- 151	
		3rd	- 144	- 72	- 1	55	114	178	216	170	116	40	- 49	- 72	
	Mean Wind Speed (0.1%)	1st	9	10	13	12	13	12	9	8	8	10	13	12	
		2nd	12	13	9	16	13	10	7	9	11	10	14	12	
		3rd	10	11	10	15	10	10	7	8	11	11	13	12	
Total Precip. (0.1mm)	1st			5	235	20	305	3885	1460	5	65	260	60		
	2nd		70	10	310	150	45	330	1205	345	80	10	20		
	3rd	100	15	160	55	105	265	1675	1600	5		80	75		

	Element	1	2	3	4	5	6	7	8	9	10	11	12					
(0.1 )	Air Temp.	Mean	-49	-31	29	119	166	199	245	225	176	121	25	-56	97			
		Mean Max.	18	37	104	199	249	278	296	279	253	198	83	-2	166			
		Mean Min.	-107	-101	-35	44	89	131	211	192	128	72	-28	-110	41			
		Highest	88	112	177	287	308	329	338	347	287	262	171	78	347			
		Date	6	28	30	30	20	18	6	5	8	2	1	3	08/05			
		Lowest	-187	-174	-96	-22	22	61	176	121	46	-30	-99	-196	-196			
		Date	24	2	8	3	7	4	1	30	29	31	19	13	12/13			
(0.1mm)	Precip.	00~24h Total	85	50	135	555	225	720	5420	3890	285	165	270	110	11910			
		Highest. 1	Daily	55	30	80	160	115	180	1070	765	180	110	120	60	1070		
			Date	27	17	31	5	13	28	10	10	19	11	3	24	07/10		
			Hourly	30	15	35	50	90	160	300	405	125	45	105	20	405		
		Date	27	17	31	18	13	28	10	24	19	11	3	24	08/24			
(0.1%)	Wind	Mean Speed	8	9	9	12	8	8	6	5	5	6	9	9	8			
		Highest Gust Speed	119	93	129	119	109	102	83	77	141	82	117	106	141			
		Dir.	NW	NNW	NW	NW	NW	NNW	NNW	NNW	WNW	NW	N	NW	WNW			
		Date	12	2	27	26	14	1	4	6	19	29	14	11	09/19			
(0.1%)	Wind Directions Only	Hourly Occurrence Maximum Speed	NNE	11	18	26	22	23	19	9	7	23	12	10	5	26		
			NE	14	8	11	17	13	13	8	8	19	8	8	17	19		
			ENE	17	17	19	22	26	16	11	5	15	21	15	12	26		
			E	23	28	32	36	27	23	28	20	22	19	20	18	36		
			ESE	24	28	36	40	34	23	31	15	24	26	18	23	40		
			SE	21	30	28	48	32	25	21	20	30	22	26	18	48		
			SSE	18	16	14	28	16	16	32	21	13	17	20	20	32		
			S	13	11	11	13	14	16	13	12	12	9	12	15	16		
			SSW	7			12	6	16	9	9	16		10		16		
			SW		8			6	5	5	8	8	12	7	7	12		
			WSW	23	5	10	15	11	6	9	7	10	11	13	14	23		
			W	21	15	21	18	17	23	25	15	19	18	17	17	25		
			WNW	29	29	28	36	22	38	30	23	17	29	32	24	38		
			NW	53	48	44	51	37	55	20	43	31	35	44	49	55		
			NNW	60	49	46	44	52	44	41	29	34	36	49	51	60		
			N	25	18	27	29	24	21	16	14	12	17	22	22	29		
			(0.1%)	Hourly Occurrence Percentage	CALM	537	476	509	334	480	450	504	555	586	548	406	467	488
					NNE	4	9	16	31	31	27	11	7	18	12	10	1	15
					NE	3	6	5	8	9	14	9	4	8	8	1	4	7
					ENE	4	4	8	15	18	21	18	1	6	8	4	1	9
					E	13	22	29	53	53	46	23	19	28	15	14	4	26
					ESE	22	54	59	85	51	58	60	31	58	35	45	24	48
					SE	44	40	33	63	33	45	57	47	38	40	45	42	44
					SSE	42	31	15	50	27	24	80	59	31	34	70	63	44
					S	5	9	1	14	14	11	26	16	31	11	18	16	14
SSW	1					8	1	3	7	7	7		8		4			
SW		3					1	1	1	4	3	4	1	4	2			
WSW	3	1			4	8	3	1	5	3	10	4	4	7	4			
W	19	15			12	15	9	13	26	18	15	13	14	11	15			
WNW	61	61			53	33	41	32	51	49	39	60	87	70	53			
NW	156	177			126	146	84	121	61	105	71	138	158	190	127			
NNW	70	71			106	100	85	95	47	55	28	52	92	84	74			
N	16	19			23	36	60	38	14	20	25	16	22	11	25			

Element		1	2	3	4	5	6	7	8	9	10	11	12			
Number of Days With Classified	Daily Max. Temp.	0.0	12	4										16	32	
		0.1 ~ 10.0	19	22	15								19	15	90	
		10.1 ~ 20.0		2	16	15	4	1				19	11		68	
		20.1 ~ 30.0				15	25	16	17	22	30	12				137
		30.1					1	12	14	9						36
	Daily Mean Temp.	- 5.0	16	7									1	17	41	
		- 4.9 ~ 0.0	11	17	3								11	11	53	
		0.1 ~ 10.0	4	4	28	6						9	13	3	67	
		10.1 ~ 20.0				24	28	14		6	26	22	5		125	
		20.1					2	15	30	25	4				76	
	Daily Min. Temp.	- 15.0	8	3										8	19	
		- 14.9 ~ - 5.0	19	22	11								13	19	84	
		- 4.9 ~ 0.0	4	3	16	4						2	10	4	43	
		0.1 ~ 10.0			4	26	18	6			6	20	7		87	
		10.1					12	23	31	31	24	9			130	
	Daily Precip.	0.1mm	2	3	5	8	6	9	15	13	3	3	4	3	74	
		10.0mm				2	1	3	9	8	1	1	1		26	
		30.0mm							7	6					13	
		80.0mm							3						3	
		100.0mm							1						1	
	Hourly Max. Precip.	1.0mm	2	2	3	6	6	9	16	12	2	3	3	2	66	
6.0mm						1	3	10	7	1		1		23		
10.0mm							2	7	5	1		1		16		
20.0mm								3	4					7		
30.0mm								1	1					2		
Daily Max. Wind Speed	0.5 ~ 3.3%	11		1	1			6	5	11	9	1	4	49		
	3.4 ~ 7.9%	14	23	21	13	24	25	24	26	17	21	20	18	246		
	8.0 ~ 13.8%	6	5	8	16	6	4	1		1	1	9	9	66		
	13.9%									1				1		
10 - Day Summary	Mean Temp. (0.1 )	1st	- 4	- 48	3	104	161	169	239	256	195	160	87	- 38		
		2nd	- 65	- 31	41	121	158	204	254	222	170	115	0	- 97		
		3rd	- 76	- 11	43	133	177	226	241	201	163	92	- 13	- 35		
	Mean Max. Temp. (0.1 )	1st	63	13	69	181	249	247	292	319	269	223	152	15		
		2nd	- 2	42	133	194	237	291	312	266	247	191	56	- 36		
		3rd	- 4	61	110	221	258	299	285	254	244	182	43	13		
	Mean Min. Temp. (0.1 )	1st	- 51	- 113	- 58	33	73	103	203	220	153	121	28	- 88		
		2nd	- 119	- 107	- 38	56	91	124	215	195	122	68	- 49	- 164		
		3rd	- 146	- 77	- 12	44	101	169	214	164	108	31	- 62	- 82		
	Mean Wind Speed (0.1%)	1st	7	9	12	10	9	8	7	5	4	6	9	9		
		2nd	10	11	8	13	8	8	5	5	6	6	10	9		
		3rd	8	8	7	12	7	7	6	6	5	6	10	9		
Total Precip. (0.1mm)	1st				235	25	310	3555	860	10	55	185	45			
	2nd		45	5	280	125	70	190	1135	275	110	5	5			
	3rd	85	5	130	40	75	340	1675	1895			80	60			

		Element	1	2	3	4	5	6	7	8	9	10	11	12			
(0.1 )	Air Temp.	Mean	-84	-68	-8	74	130	157	199	175	144	93	-19	-97	58		
		Mean Max.	-45	-24	39	136	187	217	233	209	193	143	21	-61	104		
		Mean Min.	-116	-109	-43	28	87	117	179	151	109	57	-56	-135	22		
		Highest	53	48	116	221	249	271	272	274	236	221	116	21	274		
		Date	7	28	19	30	20	18	20	2	4	2	1	23	08/02		
		Lowest	-204	-182	-133	-31	24	57	155	78	36	-37	-151	-220	-220		
		Date	23	10	8	2	6	2	26	30	29	30	19	12	12/12		
(0.1mm)	Precip.	00~24h Total	60	70	125	430	265	570	5695	3550	300	215	365	90	11735		
		Highest. 1	Daily	35	25	85	135	125	135	1015	750	200	115	240	75	1015	
			Date	29	19	31	5	23	9	22	24	19	11	3	24	07/22	
			Hourly	10	10	40	40	80	75	280	445	135	25	95	20	445	
(0.1%)	Wind Directions Only	Date	29	19	31	17	13	23	10	24	19	11	3	24	08/24		
(0.1%)		Wind	Mean Speed	34	35	29	33	29	23	21	27	21	23	35	39	29	
			Highest Gust Speed	134	127	136	164	164	153	113	123	104	98	159	131	164	
			Dir.	W	WNW	WNW	WNW	SSE	NNW	SE	S	WNW	NW	WNW	WNW	SSE	
(0.1%)		Hourly Occurrence Maximum Speed	Date	12	1	9	18	13	9	10	21	29	29	15	16	05/13	
(0.1%)			Hourly Occurrence Percentage	NNE	27	9	24	35	9	15	8	16	22	26	15	16	35
				NE	16	11	7	12	6	14	12	11	13	28	18		28
				ENE	18		9	33		12	16	11	12	28	16		33
				E	18	21	16	29	5	21	17	30	45	37	6		45
				ESE	69	40	61	82	53	68	58	72	60	66	43	59	82
				SE	69	76	53	84	106	67	70	69	58	63	70	65	106
				SSE	50	72	24	68	39	52	55	58	34	36	63	44	72
				S	36	52	19	39	43	23	30	27	28	25	46	36	52
				SSW	50	34	20	39	23	14	14	19	12	11	31	31	50
				SW	27	31	25	32	21	10	23	20	18	19	33	27	33
	WSW			43	56	36	46	41	33	24	22	33	16	37	47	56	
	W			60	55	55	68	81	46	35	45	53	49	72	58	81	
	WNW			80	70	82	74	88	62	42	41	56	50	94	89	94	
	NW			69	79	64	62	60	58	52	67	65	67	75	80	80	
	NNW	68		59	55	58	53	54	37	43	40	68	60	69	69		
N	35	39	35	30	17	27	27	25	27	37	30	24	39				
(0.1%)	Hourly Occurrence Percentage	CALM	23	9	44	22	23	44	49	29	51	58	1	7	30		
		NNE	12	3	16	21	4	10	4	17	15	24	3	3	11		
		NE	3	1	3	3	1	8	4	6	7	20	3		5		
		ENE	5		1	7		8	3	5	7	28	1		6		
		E	7	3	4	6	1	11	10	11	25	22	1		8		
		ESE	38	6	28	39	20	93	65	308	110	149	1	3	70		
		SE	55	77	75	71	86	139	151	206	93	207	53	60	105		
		SSE	39	31	15	58	43	38	77	51	61	58	67	32	47		
		S	31	24	17	49	32	22	44	20	43	24	33	17	30		
		SSW	18	18	13	24	15	18	25	5	15	5	28	22	17		
		SW	13	18	11	24	19	3	14	11	11	8	14	12	13		
		WSW	28	48	27	33	32	28	33	15	22	13	49	36	30		
		W	104	118	87	175	192	57	161	51	78	46	176	108	113		
		WNW	255	243	230	215	255	128	172	62	108	55	329	310	198		
		NW	269	293	270	143	192	285	152	134	241	148	181	324	220		
NNW	90	86	130	75	67	83	33	54	74	94	54	59	75				
N	9	22	27	36	16	25	4	15	38	39	6	7	20				

Element		1	2	3	4	5	6	7	8	9	10	11	12			
Number of Days With Classified	Daily Max. Temp.	0.0	26	22	6								13	29	96	
		0.1 ~ 10.0	5	6	23	6	1					3	14	2	60	
		10.1 ~ 20.0			2	23	15	13	1	13	19	27	3			116
		20.1 ~ 30.0				1	15	17	29	13	11	1				87
		30.1														
	Daily Mean Temp.	- 5.0	21	20	4								10	26	81	
		- 4.9 ~ 0.0	9	7	15	1							9	5	46	
		0.1 ~ 10.0	1	1	12	25	8				1	18	11		77	
		10.1 ~ 20.0				4	23	28	19	22	29	13			138	
		20.1						2	11	4					17	
	Daily Min. Temp.	- 15.0	10	5									1	11	27	
		- 14.9 ~ - 5.0	17	21	9								16	18	81	
		- 4.9 ~ 0.0	4	2	20	3						3	7	2	41	
		0.1 ~ 10.0			2	27	17	14		2	10	22	6		100	
		10.1					14	16	30	24	20	6			110	
	Daily Precip.	0.1mm	4	4	4	9	5	11	17	13	4	3	3	3	80	
		10.0mm				1	2	3	7	7	1	1	1		23	
		30.0mm							7	6					13	
		80.0mm							3						3	
		100.0mm							2						2	
	Hourly Max. Precip.	1.0mm	2	3	3	7	5	10	15	12	2	4	3	1	67	
6.0mm						2	2	10	7	1		1		23		
10.0mm								7	4	1				12		
20.0mm								4	3					7		
30.0mm									1					1		
Daily Max. Wind Speed	0.5 ~ 3.3%									1				1		
	3.4 ~ 7.9%	12	8	13	4	18	20	24	14	19	20	6	3	161		
	8.0 ~ 13.8%	19	20	18	24	11	9	6	12	10	11	21	28	189		
					2	2	1					3		8		
	13.9%															
10 - Day Summary	Mean Temp. (0.1 )	1st	- 36	- 86	- 46	65	126	126	196		164	122	45	- 86		
		2nd	- 107	- 68	18	70	121	166	206	172	134	83	- 50	- 130		
		3rd	- 106	- 47	2	89	141	179	198	161	134	75	- 51	- 78		
	Mean Max. Temp. (0.1 )	1st	- 1	- 48	3	121	188	186	228		207	170	89	- 47		
		2nd	- 67	- 15	69	129	176	230	246	206	185	132	- 9	- 90		
		3rd	- 66	- 4	45	157	195	235	225	191	186	128	- 16	- 46		
	Mean Min. Temp. (0.1 )	1st	- 62	- 120	- 85	20	80	82	175		135	93	4	- 131		
		2nd	- 142	- 114	- 22	27	83	124	182	154	97	49	- 85	- 166		
		3rd	- 141	- 89	- 26	39	97	145	180	134	95	31	- 86	- 109		
	Mean Wind Speed (0.1%)	1st	34	35	37	32	33	28	22		17	23	31	38		
		2nd	39	36	26	34	32	20	20	32	27	21	37	39		
		3rd	31	33	25	32	22	22	20	26	20	25	39	40		
Total Precip. (0.1mm)	1st	5	10		240	20	405	3765	685	10	100	300	10			
	2nd		45	10	180	120	15	130	900	285	115					
	3rd	55	15	115	10	125	150	1800	1965	5		65	80			

		Element	1	2	3	4	5	6	7	8	9	10	11	12				
(0.1 )	Air Temp.	Mean	- 33	- 14	48	131	184	219	257	239	188	133	35					
		Mean Max.	28	50	122	209	263	296	304	293	264	208	94					
		Mean Min.	- 88	- 76	- 18	59	111	152	224	200	131	80	- 19					
		Highest	108	121	189	290	315	350	350	374	298	268	186	54	374			
		Date	8	28	19	30	19	23	20	5	4	8	8	7	08/05			
		Lowest	- 162	- 144	- 69	- 5	70	87	187	132	51	- 31	- 85	- 172	- 172			
		Date	23	2	8	3	6	11	1	30	29	31	19	13	12/13			
(0.1mm)	Precip.	00~24h Total	171	134	192	552	239	445	4669	3731	321	428	173	105	11160			
		Highest. 1 Daily	72	47	102	200	101	140	1378	818	169	244	70	76	1378			
		Date	29	19	31	5	23	7	10	24	11	11	25	10	07/10			
		Hourly	35	21	19	47	85	96	284	547	113	75	34	23	547			
		Date	27	17	31	6	13	27	10	24	19	11	25	10	08/24			
(0.1%)	Wind	Mean Speed	13	14	15	19	19	16	13	14	14	13	14					
		Highest Gust Speed	109	106	107	122	127	111	97	125	102	93	123	114	127			
		Dir.	NNW	N	NNW	SW	WNW	SE	S	ESE	WNW	NNW	NW	N	WNW			
		Date	13	20	27	14	13	5	14	21	19	22	10	10	05/13			
(0.1%)	Wind Directions Only	Hourly Occurrence Maximum Speed	NNE	44	40	38	36	51	37	33	45	42	40	45	33	51		
			NE	32	30	49	47	44	40	38	42	38	33	24	29	49		
			ENE	20	9	46	41	44	34	41	45	25	35	13	14	46		
			E	14	12	30	34	43	48	37	38	25	37	10	16	48		
			ESE	19	17	42	30	19	23	22	34	24	29	13	28	42		
			SE	19	21	26	31	21	27	20	25	40	30	15	22	40		
			SSE	23	26	35	54	67	32	43	27	26	29	35	20	67		
			S	32	35	29	52	52	49	35	25	32	38	32	24	52		
			SSW	40	39	47	55	50	47	34	27	41	28	38	39	55		
			SW	37	28	36	39	47	28	27	26	36	22	36	32	47		
			WSW	39	27	38	40	37	32	21	24	35	19	36	30	40		
			W	28	31	35	35	39	26	20	24	21	29	31	34	39		
			WNW	52	47	39	50	41	44	14	32	29	18	42	42	52		
			NW	40	53	50	50	36	52	26	30	31	37	54	55	55		
			NNW	35	41	42	33	26	31	24	38	28	25	38	54	54		
			N	29	29	33	53	38	42	41	43	37	31	40	37	53		
			(0.1%)	Hourly Occurrence Percentage	CALM	195	179	124	85	77	97	144	103	157	163	145	162	135
					NNE	198	228	220	244	251	236	188	210	240	195	240	222	222
					NE	56	40	62	64	58	53	58	59	60	85	85	58	62
					ENE	30	16	35	26	28	29	20	39	22	43	18	21	28
					E	17	27	24	22	17	29	35	30	18	24	18	19	24
					ESE	24	24	30	28	16	21	46	31	31	22	28	17	27
					SE	38	37	35	33	39	13	44	32	19	19	28	32	31
SSE	47	43			50	54	35	24	63	38	36	47	47	51	44			
S	78	76			58	81	86	71	55	40	42	63	58	55	64			
SSW	59	88			77	118	136	96	104	55	69	55	58	66	82			
SW	43	49			50	69	85	85	65	52	69	46	49	43	59			
WSW	35	30			36	29	44	50	26	38	44	28	39	49	37			
W	35	30			36	19	27	29	15	31	31	30	32	28	29			
WNW	30	31			48	25	32	36	28	40	32	27	36	38	34			
NW	34	27			43	33	20	28	23	46	25	55	54	45	36			
NNW	34	37			28	36	23	28	26	65	28	36	32	55	35			
N	48	39	44	32	26	76	61	91	76	63	32	38	53					

Element		1	2	3	4	5	6	7	8	9	10	11	12			
Number of Days With Classified	Daily Max. Temp.	0.0	9	1										11	21	
		0.1 ~ 10.0	20	24	9									16	8	77
		10.1 ~ 20.0	2	3	22	10	1	1					14	14		67
		20.1 ~ 30.0				20	26	16	15	18	30	17				142
		30.1					4	13	16	13						46
	Daily Mean Temp.	- 5.0	12	4											9	25
		- 4.9 ~ 0.0	11	17	2									11	8	49
		0.1 ~ 10.0	8	7	29	3						5	14	2	68	
		10.1 ~ 20.0				27	21	11		5	22	26	5		117	
		20.1					10	19	31	26	8				94	
	Daily Min. Temp.	- 15.0	3												3	6
		- 14.9 ~ - 5.0	20	23	5								9	13	70	
		- 4.9 ~ 0.0	8	5	18	2						2	12	3	50	
		0.1 ~ 10.0			8	26	11	2			4	19	8		78	
		10.1				2	20	28	31	31	26	10	1		149	
	Daily Precip.	0.1mm	10	5	7	9	6	7	19	16	4	8	7	3	101	
		10.0mm			1	1	1	3	7	8	2	1			24	
		30.0mm							6	5					11	
		80.0mm							1	1					2	
		100.0mm							1						1	
Hourly Max. Precip.	1.0mm	2	3	3	6	3	4	13	13	2	6	4	1	60		
	6.0mm					1	1	10	9	1	1			23		
	10.0mm							7	4	1				12		
	20.0mm							5	3					8		
	30.0mm								3					3		
Daily Max. Wind Speed	0.5 ~ 3.3%	1	2				1	2		1		1	2	10		
	3.4 ~ 7.9%	22	24	21	11	19	17	25	23	22	26	20	9	239		
	8.0 ~ 13.8%	8	2	10	19	12	12	4	8	7	5	9	8	104		
	13.9%															
10 - Day Summary	Mean Temp.	1st	14	- 35	22	117	180	194	252	270	203	172	92	- 21		
		2nd	- 51	- 9	63	130	173	222	263	235	185	127	12	- 82		
		3rd	- 59	6	58	146	196	242	257	215	176	103	2			
	Mean Max. Temp.	1st	77	23	89	191	261	265	300	332	274	232	158	28		
		2nd	14	58	150	206	250	309	320	279	260	202	65	- 30		
		3rd	- 3	74	126	232	277	315	294	271	259	192	60			
	Mean Min. Temp.	1st	- 36	- 91	- 38	55	107	127	217	225	154	130	31	- 72		
		2nd	- 104	- 79	- 19	66	105	142	226	203	126	75	- 41	- 132		
		3rd	- 119	- 52	0	56	121	189	230	175	111	38	- 47			
	Mean Wind Speed	1st	13	13	17	18	20	17	14	14	12	12	12	13		
		2nd	14	16	15	19	18	17	13	15	16	13	16	15		
		3rd	12	14	14	21	18	15	12	13	13	13	13			
Total Precip.	1st	2	3	8	345	43	255	3852	1109	11	123	93	86			
	2nd	10	101		207	95	10	48	1239	308	304	3	19			
	3rd	159	30	184		101	180	769	1383	2	1	77				

Element		1	2	3	4	5	6	7	8	9	10	11	12		
Air Temp.	Mean	8	25	62	138	181	217	271	260	202	155	65			
	Mean Max.	75	93	135	210	261	284	323	316	271	221	155			
	Mean Min.	- 55	- 44	- 8	62	104	154	234	216	144	104	- 11			
	Highest	139	149	196	279	341	331	364	364	302	300	224	120	364	
	Date	2	16	30	16	29	18	22	6	9	10	8	3	08/06	
	Lowest	- 118	- 93	- 57	- 21	50	100	177	137	71	- 20	- 65	- 127	- 127	
	Date	15	2	7	3	3	2	27	31	30	31	24	14	12/14	
Precip.	00~24h Total	60	345	255	925	595	600	945	1240	1240	1020		5	7230	
	Highest. 1	Daily	30	250	75	430	245	210	210	365	790	335		5	790
		Date	29	22	25	5	9	25	31	14	11	2		10	09/11
		Hourly	15	40	15	135	150	235	135	155	265	175		5	265
Date	29	22	29	5	24	26	8	18	11	2		10	09/11		
Wind	Mean Speed												17		
	Highest Gust Speed	115	130	119	101	106	76	88	90	75	112	115	124	130	
	Dir.	NNW	NNW	NNW	W	NNW	SSW	SSW	SW	ENE	NNE	NW	NNW	NNW	
Date	22	20	6	28	7	7	3	24	1	22	10	11	02/20		
Wind Directions Only	Hourly Occurrence Maximum Speed	NNE	42	61	53	48	31	39	27	46	32	74	57	41	74
		NE	44	37	40	46	30	36	25	35	33	74	69	40	74
		ENE	34	27	43	71	31	30	82	34	39	47	35	31	82
		E	35	18	37	65	27	28	34	37	52	39	16	25	65
		ESE	29	21	34	38	43	39	25	36	24	32	34	21	43
		SE	25	46	49	48	49	59	29	45	29	36	16	22	59
		SSE	22	15	37	34	30	43	21	34	28	34	21	19	43
		S	16	24	37	37	38	41	34	41	25	15	21	13	41
		SSW	61	67	64	74	51	56	56	56	16	18	46	16	74
		SW	53	66	50	84	64	58	66	65	7	18	62	20	84
		WSW	29	41	46	81	49	49	48	64	18	25	55	51	81
		W	19	29	60	48	26	30	46	17	8	9	19	42	60
		WNW	47	62	73	48	47	41	20	17	32	11	61	37	73
		NW	83	82	78	60	71	64	49	48	19	62	72	76	83
		NNW	90	88	73	50	77	63	28	52	38	58	83	95	95
	N	72	63	71	53	61	41	33	45	41	62	66	63	72	
	Hourly Occurrence Percentage	CALM	98	111	136	99	116	106	76	87	102	121	209	190	123
		NNE	71	72	43	50	34	35	22	93	69	80	65	71	58
		NE	56	30	33	41	21	17	29	38	69	108	32	40	39
		ENE	29	21	29	35	23	19	24	59	98	86	15	26	34
		E	29	19	31	31	21	25	24	45	106	73	25	24	33
		ESE	54	30	43	31	19	56	33	54	61	92	40	26	43
		SE	38	45	72	33	46	106	33	84	57	51	36	50	54
		SSE	38	15	33	25	52	63	37	63	49	32	19	24	37
		S	22	13	25	23	36	44	76	56	41	22	26	12	33
		SSW	34	55	52	97	74	83	139	61	8	22	45	24	61
		SW	64	81	99	176	168	160	292	80	4	6	53	38	108
WSW		44	47	47	62	57	62	86	33	28	19	60	45	51	
W	13	23	33	27	32	25	20	14	8	3	29	14	22		
WNW	13	26	29	31	42	19	12	16	20	13	26	24	23		
NW	134	104	66	77	73	48	22	49	65	29	57	119	71		
NNW	163	209	140	56	109	81	39	84	122	102	153	186	121		
N	100	100	89	106	76	52	37	82	93	140	108	86	88		



Element		1	2	3	4	5	6	7	8	9	10	11	12		
Number of Days With Classified	Daily Max. Temp.	0.0													
		0.1 ~ 10.0	23	16	6								2	14	61
		10.1 ~ 20.0	8	12	25	14	2					9	24	3	97
		20.1 ~ 30.0				16	25	22	7	7	28	21	4		130
	Daily Mean Temp.	30.1					4	8	24	24	2				62
		-5.0												10	29
		-4.9 ~ 0.0	14	5											108
		0.1 ~ 10.0	17	23	30	3						2	26	7	101
	Daily Min. Temp.	10.1 ~ 20.0			1	27	27	7			13	22	4		112
		20.1					4	23	31	31	17	6			48
		-15.0											3	13	68
		-14.9 ~ -5.0	16	12	4										79
	Daily Precip.	-4.9 ~ 0.0	13	14	16	2						2	17	4	155
		0.1 ~ 10.0	2	2	11	24	14	1			2	13	10		76
		10.1				4	17	29	31	31	28	15			25
		0.1mm	3	6	8	7	5	7	13	15	4	7		1	5
	Hourly Max. Precip.	10.0mm		1		4	3	2	4	5	2	4			
		30.0mm				1				1	2	1			
		80.0mm													
		100.0mm													
	Daily Max. Wind Speed	1.0mm	2	5	7	7	4	7	11	12	4	7			66
		6.0mm				3	2	2	3	6	2	3			21
		10.0mm				1	2	2	3	3	2	1			14
		20.0mm						2			1				3
Daily Max. Wind Speed	30.0mm														
	0.5 ~ 3.3%	2									2	8	2	14	
	3.4 ~ 7.9%	8	10	9	8	10	14	11	17	5	9	11	7	119	
	8.0 ~ 13.8%	10	10	6	8	4		2	1		2	11	8	62	
10 - Day Summary	Mean Temp.	1st	37	18	42	123	165	202	264	281	212	188	96	6	
		2nd	-10	29	66	143	179	216	272	251	205	155	54		
		3rd	-3	29	76	147	199	232	275	250	187	125	45		
	Mean Max. Temp.	1st	109	78	116	195	241	276	304	343	273	246	197	83	
		2nd	59	103	156	212	259	291	328	296	269	211	134		
		3rd	59	98	134	224	280	286	335	311	271	207	133		
	Mean Min. Temp.	1st	-26	-44	-30	55	90	133	241	233	163	147	15	-57	
		2nd	-68	-52	-21	74	101	148	230	221	145	111	-24		
		3rd	-69	-36	23	57	118	181	230	196	126	59	-25		
	Mean Wind Speed	1st		28	26								14	19	
		2nd				25							21		
		3rd	25									20	16		
Total Precip.	1st	25	60	25	610	305	170	555	15	370	775		5		
	2nd		35	60	255	105	95	65	910	790	245				
	3rd	35	250	170	60	185	335	325	315	80					

		Element	1	2	3	4	5	6	7	8	9	10	11	12				
(0.1 )	Air Temp.	Mean	3	17	58	134	182	219	271	260	207	157	63	2	131			
		Mean Max.	65	83	134	214	260	285	324	319	287	237	141	61	201			
		Mean Min.	- 51	- 43	- 13	59	111	165	236	214	147	99	0	- 49	73			
		Highest	147	152	196	295	320	330	359	370	321	305	212	130	370			
		Date	8	16	19	16	29	19	21	6	25	9	10	3	08/06			
		Lowest	- 99	- 79	- 58	- 20	61	102	210	138	62	4	- 42	- 112	- 112			
		Date	23	13	7	3	7	4	27	31	30	30	25	14	12/14			
(0.1mm)	Precip.	00~24h Total	85	400	315	700	655	380	2500	2175	1175	980	20	265	9650			
		Highest. 1	Daily	35	215	135	305	370	130	850	890	770	615	20	220	890		
			Date	20	22	25	5	31	26	15	21	11	1	23	24	08/21		
			Hourly	10	40	40	75	300	60	570	255	255	135	10	85	570		
(0.1mm)	Date	29	20	2	5	31	28	15	21	11	2	23	24	07/15				
(0.1%)	Wind	Mean Speed	19	21	20	22	18	18	15	17	16	17	19	19	18			
		Highest Gust Speed	114	120	126	127	142	95	155	108	141	173	126	117	173			
		Dir.	SSE	ENE	E	NNW	SSE	SW	N	WNW	ESE	SSE	NNE	ENE	SSE			
(0.1%)	Date	14	9	6	14	31	7	2	22	30	16	24	24	10/16				
(0.1%)	Wind Directions Only	Hourly Occurrence Maximum Speed	NNE	57	45	78	60	70	40	51	33	38	21	76	47	78		
			NE	68	65	48	56	43	38	57	35	35	43	53	64	68		
			ENE	67	58	65	56	63	43	18	31	35	63	52	59	67		
			E	54	62	49	67	54	45	46	47	47	64	73	53	73		
			ESE	51	60	62	56	56	46	39	42	48	50	69	55	69		
			SE	42	46	32	47	30	37	35	48	38	49	42	55	55		
			SSE	45	45	57	47	44	42	30	50	43	62	46	49	62		
			S	42	29	36	35	33	45	38	32	40	40	37	40	45		
			SSW	36	24	23	33	34	36	20	39	35	34	31	27	39		
			SW	36	27	33	29	39	44	29	38	37	33	35	35	44		
			WSW	28	34	33	30	41	52	20	56	41	30	23	30	56		
			W	16	25	26	41	37	54	27	47	12	17	23	19	54		
			WNW	22	55	15	78	43	31	32	45	13	7	12	14	78		
			NW	22	49	40	66	42	38	59	46	33	23	44	23	66		
			NNW	35	51	45	83	52	46	57	51	24	22	59	38	83		
			N	47	60	77	73	63	53	48	56	34	20	57	47	77		
			(0.1%)	Hourly Occurrence Percentage	CALM	87	101	97	115	132	127	266	159	132	145	147	126	137
					NNE	35	43	62	61	79	59	85	38	19	8	26	24	45
					NE	44	63	54	42	48	36	12	26	31	8	24	36	35
					ENE	44	77	51	44	24	28	11	19	22	22	46	58	37
					E	55	85	43	32	19	32	5	35	31	34	56	63	40
					ESE	74	67	44	21	22	36	27	50	46	62	94	89	53
SE	87	85			51	67	62	82	59	155	131	114	78	81	88			
SSE	173	83			120	103	98	96	58	129	204	199	92	147	126			
S	95	57			65	65	69	75	23	52	100	126	88	101	76			
SSW	63	68			66	50	78	66	13	40	88	91	81	82	65			
SW	89	48			94	57	73	84	39	74	88	114	113	79	79			
WSW	47	73			46	25	40	54	20	46	44	35	36	26	41			
W	22	21			20	22	38	42	26	20	4	9	11	11	20			
WNW	11	12			22	19	20	17	34	11	6	4	7	11	14			
NW	9	30			31	47	27	20	70	27	6	8	31	11	26			
NNW	32	45	65	96	82	73	147	60	22	7	32	35	58					
N	31	43	71	133	89	74	106	60	28	13	40	22	59					

Element		1	2	3	4	5	6	7	8	9	10	11	12		
Number of Days With Classified	Daily Max. Temp.	0.0	1	1											2
		0.1 ~ 10.0	23	17	5								4	28	77
		10.1 ~ 20.0	7	10	26	10	2	1				6	24	3	89
		20.1 ~ 30.0				20	26	20	4	8	20	22	2		122
		30.1					3	9	27	23	10	2			74
	Daily Mean Temp.	-5.0													
		-4.9 ~ 0.0	17	7	1									17	42
		0.1 ~ 10.0	14	21	29	3						1	25	14	107
		10.1 ~ 20.0			1	27	24	6		1	7	25	5		96
		20.1					7	24	31	30	23	4			119
	Daily Min. Temp.	-15.0													
		-14.9 ~ -5.0	16	14	4									17	51
		-4.9 ~ 0.0	12	12	18	2							19	12	75
		0.1 ~ 10.0	3	2	9	26	11				3	17	11	2	84
		10.1				2	20	30	31	31	27	13			154
	Daily Precip.	0.1mm	7	5	8	10	6	9	17	12	5	6	1	2	88
		10.0mm		1	1	3	2	1	8	7	3	2		1	29
		30.0mm				1	1		2	2	1	1			8
		80.0mm							1	1					2
		100.0mm													
Hourly Max. Precip.	1.0mm	3	3	5	8	3	6	15	12	4	6	1	2	68	
	6.0mm				1	1	1	7	8	2	2		1	23	
	10.0mm					1		4	4	1	2			12	
	20.0mm					1		3	2	1				7	
	30.0mm					1		1						2	
Daily Max. Wind Speed	0.5 ~ 3.3%	2								1	1		1	5	
	3.4 ~ 7.9%	21	15	21	13	22	27	22	27	27	26	19	18	258	
	8.0 ~ 13.8%	8	13	10	17	8	3	8	4	1	3	11	12	98	
	13.9%					1		1		1	1			4	
10 - Day Summary	Mean Temp. (0.1 )	1st	41	6	37	124	169	198	264	283	216	190	99	9	
		2nd	-17	22	62	134	176	220	267	253	210	151	50	-18	
		3rd	-14	25	74	145	198	237	280	245	196	130	41	15	
	Mean Max. Temp. (0.1 )	1st	109	61	108	204	242	260	312	348	287	256	182	71	
		2nd	46	94	157	208	258	296	326	303	289	223	127	38	
		3rd	42	98	136	232	278	299	333	309	287	233	115	73	
	Mean Min. Temp. (0.1 )	1st	-17	-40	-31	52	104	143	237	235	166	143	27	-49	
		2nd	-64	-54	-25	68	101	155	229	217	144	99	-11	-68	
		3rd	-70	-34	15	58	127	196	241	191	131	57	-17	-33	
	Mean Wind Speed (0.1%)	1st	18	22	24	19	19	22	18	15	14	15	16	18	
		2nd	21	21	19	24	18	16	14	16	18	18	19	21	
		3rd	19	21	17	23	18	15	14	18	16	18	21	19	
Total Precip. (0.1mm)	1st	5	5	80	375	280	80	825	75	285	870		45		
	2nd	40	180	55	285		50	1185	765	770	110				
	3rd	40	215	180	40	375	250	490	1335	120		20	220		

Element		1	2	3	4	5	6	7	8	9	10	11	12				
(0.1 )	Air Temp.	Mean	- 5	15	55	134	178	216	266	254	199	146	59	- 3	126		
		Mean Max.	60	82	133	215	259	286	314	309	269	215	142	59	195		
		Mean Min.	- 63	- 46	- 15	60	104	155	233	211	146	95	- 7	- 59	68		
		Highest	142	151	197	293	326	330	349	363	298	285	207	130	363		
		Date	8	16	19	16	29	18	21	6	26	9	10	3	08/06		
		Lowest	- 142	- 95	- 55	- 24	54	89	212	132	62	- 19	- 48	- 122	- 142		
		Date	23	2	3	3	7	4	27	31	30	31	27	14	01/23		
(0.1mm)	Precip.	00~24h Total	210	480	330	630	570	300	2945	1995	1135	870	60	280	9805		
		Highest. 1	Daily	95	250	125	230	280	175	965	610	790	465	40	220	965	
			Date	20	22	25	5	31	26	14	21	11	1	23	24	07/14	
			Hourly	25	45	30	65	225	145	730	255	165	100	20	75	730	
(0.1%)	Wind	Date	20	20	2	5	31	26	14	21	11	2	24	24	07/14		
		Mean Speed	11	13	13	17	13	12	12	11	10	10	11	11	12		
		Highest Gust Speed	129	132	138	152	153	108	152	167	105	136	142	119	167		
		* Dir.	N	SW	WSW	WNW	WSW	SSE	WSW	WNW	NNE	NNW	W	SW	WNW		
(0.1%)	Wind Directions Only	Date	30	20	9	14	13	6	14	22	16	29	24	24	08/22		
		Hourly Occurrence Maximum Speed	32	40	51	59	23	33	18	27	38	25	29	36	59		
		NNE	32	34	43	54	27	25	30	37	49	47	49	37	54		
		NE	37	38	37	51	42	26	25	43	51	59	39	27	59		
(0.1%)	Wind Directions Only	ENE	21	25	33	28	20	27	19	25	29	29	23	29	33		
		E	21	19	26	26	24	18	15	23	25	17	15	14	26		
		ESE	19	16	20	16	15	35	19	22	17	9	11	9	35		
		SE	8	19	22	21	21	31	15	22	19	11	14	13	31		
		SSE	10	10	21	24	18	31	16	25	16	18	13	16	31		
		S	10	36	33	39	33	26	28	25	18	14	21	19	39		
		SSW	25	17	40	66	41	44	52	54	28	18	39	30	66		
		SW	22	77	48	76	57	53	66	56	42	12	68	50	77		
		WSW	37	50	61	59	63	40	55	41	31	16	69	58	69		
		W	45	43	58	36	36	47	32	34	32	44	41	41	58		
		WNW	44	51	48	40	38	37	18	26	33	41	39	37	51		
		NW	38	43	39	39	36	33	44	31	24	46	38	52	52		
		NNW	32	40	39	42	44	28	11	31	23	30	47	39	47		
		N	348	278	310	244	335	292	301	273	338	384	361	301	314		
		(0.1%)	Wind Directions Only	Hourly Occurrence Percentage	49	33	39	22	17	26	19	35	26	40	42	44	33
				NNE	65	54	60	75	35	53	66	91	104	117	60	81	72
NE	69			57	86	81	83	68	54	130	146	125	68	63	86		
ENE	39			34	32	33	46	31	17	54	58	59	33	28	39		
E	18			9	22	17	20	17	13	24	26	26	24	11	19		
ESE	9			10	8	3	8	14	13	23	10	8	7	4	10		
SE	1			4	1	11	15	32	17	15	8	4	3	5	10		
SSE	3			6	8	13	11	36	15	23	11	7	8	1	12		
S	5			15	20	22	34	36	28	22	10	8	14	8	19		
SSW	22			22	23	57	35	54	117	44	28	16	29	26	40		
SW	74			77	82	143	89	117	159	109	78	44	83	81	95		
WSW	55			54	86	104	114	79	116	54	49	38	57	61	72		
W	36			73	47	46	54	58	42	30	35	27	31	32	42		
WNW	70			126	83	50	32	40	15	27	25	27	53	61	50		
NW	77			100	56	49	35	25	4	23	26	31	63	112	50		
NNW	61			48	35	31	38	22	3	24	22	38	65	81	39		
N																	

Element		1	2	3	4	5	6	7	8	9	10	11	12		
Number of Days With Classified	Daily Max. Temp.	0.0	2	1											3
		0.1 ~ 10.0	22	17	6								5	28	78
		10.1 ~ 20.0	7	10	25	10	2					10	23	3	90
		20.1 ~ 30.0				20	27	21	10	10	30	21	2		141
		30.1					2	9	21	21					53
	Daily Mean Temp.	- 5.0	4											1	5
		- 4.9 ~ 0.0	13	9	1									18	41
		0.1 ~ 10.0	14	19	30	3						2	25	12	105
		10.1 ~ 20.0				27	24	8		1	13	27	5		105
		20.1					7	22	31	30	17	2			109
	Daily Min. Temp.	- 15.0	19	13	3									21	56
		- 14.9 ~ - 5.0	10	13	20	2						2	20	8	75
		- 4.9 ~ 0.0	2	2	8	23	15	1			2	16	10	2	81
		0.1 ~ 10.0				5	16	29	31	31	28	13			153
		10.1													
	Daily Precip.	0.1mm	8	6	9	8	6	7	17	15	4	7	4	7	98
		10.0mm		2	1	3	2	1	5	6	3	3		1	27
		30.0mm							3	2	1	1			7
		80.0mm							1						1
		100.0mm													
	Hourly Max. Precip.	1.0mm	5	4	7	8	4	4	15	12	3	6	3	2	73
		6.0mm				2	2	1	7	6	2	2		1	23
10.0mm						1	1	3	3	1	1			10	
20.0mm						1		3	1					5	
30.0mm								2						2	
Daily Max. Wind Speed	0.5 ~ 3.3%	4								2		1	2	9	
	3.4 ~ 7.9%	18	15	18	7	21	20	21	25	24	28	15	16	228	
	8.0 ~ 13.8%	9	13	13	19	9	10	9	5	4	3	13	13	120	
	13.9%				4	1		1	1			1		8	
10 - Day Summary	Mean Temp. (0.1 )	1st	34	3	34	125	167	194	261	277	209	183	94	5	
		2nd	- 22	20	59	132	172	216	263	248	203	145	45	- 25	
		3rd	- 25	23	72	146	194	237	274	237	186	114	38	9	
	Mean Max. Temp. (0.1 )	1st	103	57	107	205	242	262	301	338	271	238	183	66	
		2nd	42	95	158	210	255	297	316	292	273	204	126	38	
		3rd	38	97	135	230	277	298	323	299	265	205	115	71	
	Mean Min. Temp. (0.1 )	1st	- 22	- 45	- 32	54	100	131	234	232	164	143	23	- 53	
		2nd	- 77	- 55	- 28	65	95	144	228	217	144	99	- 22	- 82	
		3rd	- 88	- 37	13	62	117	190	237	186	130	49	- 22	- 43	
	Mean Wind Speed (0.1%)	1st	9	13	16	16	13	15	15	10	7	9	10	11	
		2nd	12	15	11	17	13	11	11	11	14	10	12	12	
		3rd	10	13	12	17	13	11	9	13	9	10	12	12	
Total Precip. (0.1mm)	1st	10	25	90	310	275	55	960	335	225	700	10	35		
	2nd	115	205	60	290		25	1795	755	790	170		15		
	3rd	85	250	180	30	295	220	190	905	120		50	230		

Element		1	2	3	4	5	6	7	8	9	10	11	12			
(0.1 )	Air Temp.	Mean	-22	-3	47	120	169	210	260	246	190	135	43	-16	115	
		Mean Max.	47	71	133	207	260	290	304	298	263	213	124	44	188	
		Mean Min.	-89	-74	-38	38	84	137	229	207	131	72	-26	-72	50	
		Highest	133	145	193	278	307	345	340	356	289	275	204	111	356	
		Date	8	16	30	16	29	23	21	5	26	9	7	3	08/05	
		Lowest	-168	-116	-73	-35	38	67	205	137	58	-35	-90	-136	-168	
		Date	24	2	3	2	8	4	13	31	30	31	19	14	01/24	
(0.1mm)	Precip.	00~24h Total	130	355	100	840	310	440	3385	3290	970	370	175	365	10730	
		Highest. 1	Daily	55	130	20	405	145	140	785	745	695	270	100	145	785
		Date	20	22	2	5	9	6	3	14	11	1	24	24	07/03	
		Hourly	25	70	15	80	50	105	315	270	155	40	30	60	315	
	Date	20	20	29	5	13	27	8	28	11	1	24	24	07/08		
(0.1%)	Wind	Mean Speed	11	13	12	17	14	13	15	12	12	12	11	10	13	
		Highest Gust Speed	115	111	128	173	124	101	143	119	114	118	121	103	173	
		Dir.	NE	NE	N	WSW	SW	SW	SSW	SW	ENE	NNE	NNE	NW	WSW	
	Date	14	18	6	14	13	9	17	24	15	22	18	4	04/14		
(0.1%)	Wind Directions Only	Hourly Occurrence Maximum Speed	47	58	57	42	35	46	24	42	39	54	52	48	58	
		NNE	40	45	39	65	35	37	47	42	57	59	45	42	65	
		NE	38	19	37	51	45	36	34	34	57	57	29	27	57	
		ENE	16	19	30	15	33	25	19	15	42	35	25	21	42	
		E	15	23	19	17	17	20	11	12	10	6	14	18	23	
		ESE	14	22	24	13	26	23	13	25	21	7	14	11	26	
		SE	24	15	28	16	24	21	25	19	18	16	18	11	28	
		SSE	19	32	30	38	50	33	28	40	30	24	41	13	50	
		S	38	40	45	63	54	45	53	60	48	26	53	30	63	
		SSW	50	46	54	83	61	49	55	58	49	18	65	37	83	
		SW	30	34	54	59	40	30	27	22	21	12	39	37	59	
		WSW	24	24	44	36	48	24	16	18	23	26	28	24	48	
		W	28	36	37	40	43	33	19	28	25	30	35	36	43	
		WNW	35	44	33	39	32	28	23	22	30	17	30	30	44	
		NW	37	35	33	41	25	30	16	15	16	36	27	37	41	
		NNW	38	41	44	34	32	27	19	21	24	22	34	30	44	
		N	365	311	331	238	310	292	212	274	376	360	390	358	318	
			Hourly Occurrence Percentage	97	83	63	79	38	57	62	140	135	168	104	97	94
			NNE	101	54	75	74	50	79	63	167	163	200	70	58	96
			NE	30	21	20	26	28	43	16	39	63	67	33	30	35
			ENE	12	10	17	7	8	8	7	11	14	19	14	9	11
			E	11	16	9	6	8	7	3	7	1	3	14	7	8
			ESE	9	18	12	7	7	11	3	12	6	3	6	12	9
			SE	8	12	13	3	3	8	8	11	4	7	8	9	8
	SSE	8	13	23	19	23	32	17	15	10	7	14	16	16		
	S	42	45	59	90	93	78	251	77	49	15	53	31	74		
	SSW	77	101	93	201	152	124	224	86	56	32	102	117	114		
	SW	36	72	83	106	110	92	62	31	29	15	45	55	61		
	WSW	35	22	40	28	54	46	19	20	25	5	25	23	29		
	W	47	64	44	26	48	46	13	27	21	9	43	46	36		
	WNW	23	70	40	32	26	22	4	16	11	20	19	40	27		
	NW	47	37	30	28	12	22	15	23	13	31	17	38	26		
	NNW	51	49	46	31	31	33	20	46	26	39	43	53	39		
	N															

Element		1	2	3	4	5	6	7	8	9	10	11	12		
Number of Days With Classified	Daily Max. Temp.	0.0	3	1										1	5
		0.1 ~ 10.0	24	21	4								8	29	86
		10.1 ~ 20.0	4	6	27	13		1				11	20	1	83
		20.1 ~ 30.0				17	30	17	14	16	30	20	1		145
		30.1					1	12	17	15					45
	Daily Mean Temp.	-5.0	10											5	15
		-4.9 ~ 0.0	11	16	1								4	16	48
		0.1 ~ 10.0	10	12	30	5						5	20	10	92
		10.1 ~ 20.0				25	28	11		3	19	25	5		116
		20.1					3	19	31	28	11	1			93
	Daily Min. Temp.	-15.0	3												3
		-14.9 ~ -5.0	19	25	13								9	21	87
		-4.9 ~ 0.0	8	2	15	6						2	14	10	57
		0.1 ~ 10.0	1	1	3	24	21	5			5	21	6		87
		10.1					10	25	31	31	25	8			130
	Daily Precip.	0.1mm	6	5	7	6	5	5	18	18	4	4	6	9	93
		10.0mm		2		3	1	2	9	8	2	1	1	1	30
		30.0mm				1			3	6	1				11
		80.0mm													
		100.0mm													
	Hourly Max. Precip.	1.0mm	4	3	6	6	4	5	16	15	4	3	4	7	77
6.0mm			1		1		1	9	9	2			1	24	
10.0mm							1	7	7	2				17	
20.0mm								2	3					5	
30.0mm								1						1	
Daily Max. Wind Speed	0.5 ~ 3.3%				1					1			4	6	
	3.4 ~ 7.9%	23	17	20	5	19	27	22	26	24	26	22	20	251	
	8.0 ~ 13.8%	8	11	11	23	12	3	8	5	5	5	8	7	106	
	13.9%				1			1						2	
10 - Day Summary	Mean Temp.	1st	26	-15	21	114	163	189	254	268	201	176	86	2	
		2nd	-44	-1	51	120	160	208	258	243	191	131	24	-43	
		3rd	-45	9	66	127	183	234	269	228	179	102	18	-9	
	Mean Max. Temp.	1st	95	48	102	199	253	260	294	323	264	236	176	59	
		2nd	25	80	154	197	253	300	305	287	266	204	104	21	
		3rd	24	87	142	226	272	309	314	285	259	201	89	50	
	Mean Min. Temp.	1st	-35	-72	-56	38	80	114	229	227	151	125	10	-50	
		2nd	-113	-83	-47	41	75	121	223	214	128	67	-47	-107	
		3rd	-118	-64	-12	34	96	176	234	182	114	28	-43	-60	
	Mean Wind Speed	1st	11	11	15	16	14	16	16	11	9	12	9	10	
		2nd	10	13	11	18	13	12	15	12	16	13	11	12	
		3rd	11	13	12	18	14	10	13	14	11	11	13	8	
Total Precip.	1st			50	495	145	210	2595	560	45	325	10	130		
	2nd	65	225		345	55		410	1490	695	45	10	70		
	3rd	65	130	50		110	230	380	1240	230		155	165		

Element		1	2	3	4	5	6	7	8	9	10	11	12					
(0.1 )	Air Temp.	Mean	- 46	- 28	34	116	168	211	257	239	186	122	20	- 58	102			
		Mean Max.	32	45	122	200	247	282	299	292	264	210	93	10	175			
		Mean Min.	- 111	- 99	- 42	37	93	146	224	198	122	57	- 47	- 122	38			
		Highest	111	110	192	262	297	335	332	343	291	270	200	80	343			
		Date	8	28	19	30	3	23	6	3	3	2	1	3	08/03			
		Lowest	- 190	- 165	- 102	- 27	36	80	196	117	32	- 47	- 127	- 207	- 207			
		Date	23	2	8	2	7	11	1	29	29	31	19	12	12/12			
(0.1mm)	Precip.	00~24h Total	85	85	70	540	265	375	3180	2870	380	120	235	135	8340			
		Highest. 1	Daily	30	25	30	170	100	140	530	820	155	85	90	55	820		
			Date	29	19	31	5	13	7	10	20	24	11	25	24	08/20		
			Hourly	35	20	20	50	80	115	200	390	150	35	50	30	390		
	Date	27	17	27	17	13	25	3	24	24	11	3	20	08/24				
(0.1%)	Wind	Mean Speed	10	12	14	20	18	14	12	10	9	8	11	9	12			
		Highest Gust Speed	126	106	123	142	161	102	90	116	163	105	129	99	163			
		Dir.	WSW	WNW	W	WNW	SW	SW	SW	WSW	W	NNE	SW	WNW	W			
	Date	27	23	27	27	6	8	10	24	24	23	10	11	09/24				
(0.1%)	Wind Directions Only	Hourly Occurrence Maximum Speed	NNE	22	38	33	49	20	33	40	32	38	40	29	19	49		
			NE	26	30	28	51	17	36	32	29	29	59	17	13	59		
			ENE	12	11	27	29	15	18	15	30	28	25	11	12	30		
			E	16	9	23	25	15	24	17	24	21	11	14	7	25		
			ESE	15	21	22	22	13	21	21	27	31	20	9	11	31		
			SE	11	7	19	20	12	17	11	8	5	10	23		23		
			SSE	21	11	19	14	13	19	12	19	15	16	14	10	21		
			S	19	21	13	18	31	16	13	9	16	17	21	13	31		
			SSW	28	32	30	34	36	38	36	27	40	21	52	24	52		
			SW	63	63	63	88	96	65	55	60	59	36	65	40	96		
			WSW	40	59	68	81	61	60	48	34	51	46	52	47	81		
			W	47	51	54	65	60	32	32	35	53	44	54	46	65		
			WNW	50	50	55	53	64	47	23	27	25	52	50	50	64		
			NW	44	39	41	41	42	33	19	26	36	31	41	50	50		
			NNW	30	32	33	45	40	32	18	22	29	35	30	38	45		
			N	53	37	45	44	46	33	20	27	41	29	38	26	53		
			(0.1%)	Hourly Occurrence Percentage	CALM	382	397	300	240	267	274	333	337	432	448	376	457	353
					NNE	188	141	226	171	121	111	75	159	213	205	191	185	166
					NE	36	25	28	61	44	86	48	177	60	68	24	27	57
					ENE	11	15	7	6	13	28	15	46	14	30	10	4	16
					E	4	9	11	17	13	15	13	17	8	8	7	1	10
					ESE	7	3	3	8	8	11	20	12	6	8	10	4	8
					SE	3	1	4	6	3	7	7	5	1	8	4		4
SSE	4	3			4	4	1	8	11	5	3	4	3	4	5			
S	12	6			8	8	13	13	8	3	11	14	17	8	10			
SSW	27	45			44	39	58	43	77	16	36	26	26	19	38			
SW	56	92			105	192	196	127	219	86	72	37	65	42	108			
WSW	58	49			77	126	145	113	110	24	45	18	40	42	71			
W	60	63			59	42	52	47	20	16	15	28	60	60	44			
WNW	63	82			48	32	20	31	9	16	25	24	83	59	41			
NW	34	30			23	13	12	29	8	8	10	14	40	50	22			
NNW	17	12	19	13	8	25	8	19	13	22	13	13	15					
N	38	27	35	24	23	32	17	52	35	39	32	24	32					



Element		1	2	3	4	5	6	7	8	9	10	11	12		
Number of Days With Classified	Daily Max. Temp.	0.0	9	2									1	13	25
		0.1 ~ 10.0	19	24	8								16	18	85
		10.1 ~ 20.0	3	2	23	11	3	1				11	13		67
		20.1 ~ 30.0				19	28	20	16	18	30	20			151
		30.1						9	15	13					37
	Daily Mean Temp.	-5.0	16	7									3	16	42
		-4.9 ~ 0.0	9	15	3								9	11	47
		0.1 ~ 10.0	6	6	28	6						9	14	4	73
		10.1 ~ 20.0				24	29	12		5	20	21	4		115
		20.1					2	18	31	26	10	1			88
	Daily Min. Temp.	-15.0	8	1										11	20
		-14.9 ~ -5.0	19	25	13								16	17	90
		-4.9 ~ 0.0	4	2	17	4						3	9	3	42
		0.1 ~ 10.0			1	26	20	4			10	21	5		87
		10.1					11	26	31	31	20	7			126
	Daily Precip.	0.1mm	4	6	4	5	4	5	13	13	6	2	5	4	71
		10.0mm				3	1	2	9	6	2				23
		30.0mm							6	3					9
		80.0mm								1					1
		100.0mm													
Hourly Max. Precip.	1.0mm	3	3	3	5	3	4	12	11	3	2	5	3	57	
	6.0mm					1	1	9	7	2				20	
	10.0mm						1	7	4	1				13	
	20.0mm							1	1					2	
	30.0mm								1					1	
Daily Max. Wind Speed	0.5 ~ 3.3%	3	2				1	3		1		1	4	15	
	3.4 ~ 7.9%	20	18	15	6	14	18	24	26	24	27	19	19	230	
	8.0 ~ 13.8%	8	8	16	21	16	11	4	5	4	4	10	8	115	
	13.9%				3	1				1				5	
10 - Day Summary	Mean Temp. (0.1 )	1st	1	-45	5	106	159	189	253	270	205	167	85	-39	
		2nd	-66	-27	43	118	161	208	261	237	182	111	-9	-103	
		3rd	-72	-9	52	125	182	236	257	213	171	92	-15	-35	
	Mean Max. Temp. (0.1 )	1st	80	21	83	186	246	258	293	324	270	239	163	32	
		2nd	14	52	146	197	235	286	308	281	265	198	63	-28	
		3rd	4	67	135	218	260	302	296	271	257	195	53	25	
	Mean Min. Temp. (0.1 )	1st	-57	-109	-64	33	78	117	218	227	154	114	10	-103	
		2nd	-131	-103	-42	45	89	136	226	203	112	42	-71	-171	
		3rd	-143	-80	-23	31	111	184	229	167	99	18	-79	-94	
	Mean Wind Speed (0.1%)	1st	8	11	15	16	18	16	14	9	6	8	11	10	
		2nd	12	13	13	22	19	14	15	10	11	7	12	10	
		3rd	11	13	13	22	16	13	9	12	10	9	10	8	
Total Precip. (0.1mm)	1st	5	5	20	250	95	245	2300	85	20	35	115	45		
	2nd		65		290	100		490	1760	200	85	20	30		
	3rd	80	15	50		70	130	390	1025	160		100	60		

		Element	1	2	3	4	5	6	7	8	9	10	11	12			
(0.1 )	Air Temp.	Mean	- 19	- 1	58	135	187	223	259	249	202	147	50	- 15	123		
		Mean Max.	40	63	131	212	268	300	306	297	266	215	116	39	188		
		Mean Min.	- 75	- 61	- 6	65	115	159	228	212	148	93	- 11	- 66	67		
		Highest	134	136	191	281	336	353	338	354	295	278	195	104	354		
		Date	8	28	19	16	29	23	20	5	26	9	2	23	08/05		
		Lowest	- 142	- 114	- 64	- 3	81	100	196	152	75	- 17	- 75	- 132	- 142		
		Date	23	11	8	2	15	4	27	30	29	31	19	14	01/23		
(0.1mm)	Precip.	00~24h Total	120	290	75	610	135	445	7540	2505	505	225	165	190	12805		
		Highest. 1	Daily	50	135	40	170	50	275	2380	495	260	75	85	125	2380	
		Date	29	22	31	17	24	28	16	21	11	1	26	24	07/16		
		Hourly	20	40	40	50	30	185	750	260	50	45	40	55	750		
(0.1%)	Wind	Mean Speed	13	16	17	20	18	16	13	12	11	11	13	13	14		
		Highest Gust Speed	118	145	141	168	173	117	119	145	119	141	172	131	173		
		Dir.	W	WSW	WSW	WSW	WSW	SW	W	SW	ENE	WNW	WSW	W	WSW		
		Date	20	9	9	14	13	9	8	24	15	29	10	11	05/13		
(0.1%)	Wind Directions Only	Hourly Occurrence Maximum Speed	26	20	30	28	22	23	20	33	31	26	23	19	33		
		NNE	22	23	27	39	15	25	24	27	31	62	16	14	62		
		NE	26	21	25	40	19	28	33	28	56	62	13	13	62		
		ENE	36	23	27	52	37	26	24	31	49	29	20	18	52		
		E	18	11	15	16	29	15	20	19	8	16	15	11	29		
		ESE		9	17	7	21	19	11	7	9	13	12	11	21		
		SE	12	12	22	19	13	21	12	6	13	16	15		22		
		SSE	25	21	23	39	33	29	26	20	17	17	25	10	39		
		S	32	33	55	60	77	37	50	35	34	19	49	52	77		
		SSW	54	51	77	73	74	62	58	84	52	34	54	42	84		
		SW	57	88	68	75	64	63	49	48	48	49	70	50	88		
		WSW	63	62	71	82	66	51	47	40	39	45	51	61	82		
		W	48	56	49	50	51	37	22	24	34	55	49	53	56		
		WNW	43	34	43	42	34	34	15	22	27	20	39	39	43		
		NW	20	31	26	16	19	21	14	16	20	15	24	21	31		
		NNW	12	20	17	26	14	24	22	21	26	26	17	11	26		
		(0.1%)	Hourly Occurrence Percentage	CALM	300	263	202	172	164	154	236	237	289	285	332	292	244
				NNE	86	63	75	61	95	85	77	133	189	165	74	55	97
				NE	38	31	22	33	24	57	43	177	110	145	20	16	60
				ENE	43	15	26	49	19	43	44	80	67	95	21	26	44
E	38			40	38	36	17	24	26	49	53	39	31	44	36		
ESE	12			6	5	6	5	17	12	12	4	7	8	5	8		
SE				1	3	3	3	4	5	5	3	3	3	4	3		
SSE	1			3	9	3	3	10	10	5	4	4	7		5		
S	18			13	17	24	19	19	15	12	7	5	15	8	14		
SSW	47			42	91	99	103	64	121	35	25	12	60	60	63		
SW	66			82	54	171	163	108	187	63	42	19	80	79	93		
WSW	86			128	145	93	122	129	100	43	56	26	80	82	91		
W	116			159	126	113	129	131	53	50	38	48	79	117	96		
WNW	76			94	102	71	79	83	23	31	32	47	97	116	71		
NW	42			33	44	28	27	36	7	19	21	27	56	70	34		
NNW	12			9	20	14	12	15	11	15	8	16	17	9	13		
N	19			18	20	25	15	21	30	34	54	56	20	16	27		

Element		1	2	3	4	5	6	7	8	9	10	11	12			
Number of Days With Classified	Daily Max. Temp.	0.0	7	1										6	14	
		0.1 ~ 10.0	20	22	4								12	24	82	
		10.1 ~ 20.0	4	5	27	10		1				10	17	1	75	
		20.1 ~ 30.0				20	27	13	11	16	30	21				138
		30.1					4	16	19	15						54
	Daily Mean Temp.	- 5.0	9	1											5	15
		- 4.9 ~ 0.0	12	14	1								5	13	45	
		0.1 ~ 10.0	10	13	30	2						2	20	13	90	
		10.1 ~ 20.0				28	21	7		1	11	26	4		98	
		20.1					10	23	31	30	19	3			116	
	Daily Min. Temp.	- 15.0														
		- 14.9 ~ - 5.0	21	19	1								3	21	65	
		- 4.9 ~ 0.0	8	8	19	1						2	16	9	63	
		0.1 ~ 10.0	2	1	11	27	11	1			2	16	10	1	82	
		10.1				2	20	29	30	31	28	13			153	
	Daily Precip.	0.1mm	5	5	4	6	5	5	20	14	3	5	4	8	84	
		10.0mm		1		3		1	13	9	2			1	30	
		30.0mm							7	4					11	
		80.0mm							2						2	
		100.0mm							1						1	
	Hourly Max. Precip.	1.0mm	4	5	2	6	4	5	18	14	3	3	3	3	70	
		6.0mm						1	17	9					27	
		10.0mm						1	12	8					21	
20.0mm								5	2					7		
30.0mm								2						2		
Daily Max. Wind Speed	0.5 ~ 3.3%	1							1	1		1	2	6		
	3.4 ~ 7.9%	19	12	14	6	15	19	20	26	25	27	16	15	214		
	8.0 ~ 13.8%	11	15	16	22	13	11	10	3	4	3	10	14	132		
	13.9%		1	1	2	3			1		1	2		11		
10 - Day Summary	Mean Temp.	1st	30	- 15	29	123	178	201	254	271	213	185	97	0		
		2nd	- 43	0	66	134	177	225	259	243	203	142	34	- 43		
		3rd	- 42	16	77	148	203	243	265	234	190	118	24	- 1		
	Mean Max. Temp.	1st	92	38	100	198	258	267	299	320	270	240	173	52		
		2nd	16	72	153	206	258	315	310	284	267	204	95	13		
		3rd	15	82	140	233	287	319	310	287	261	202	87	50		
	Mean Min. Temp.	1st	- 25	- 63	- 30	61	108	139	224	231	164	139	31	- 48		
		2nd	- 98	- 70	- 14	67	107	147	227	216	147	89	- 26	- 106		
		3rd	- 101	- 47	22	66	128	190	233	192	134	54	- 33	- 47		
	Mean Wind Speed	1st	13	16	21	17	17	20	13	10	8	10	13	12		
		2nd	11	17	13	21	19	14	12	11	16	11	13	15		
		3rd	14	15	16	23	19	14	14	14	10	11	13	14		
	Total Precip.	1st			25	265	60	125	2475	385	30	150	30	40		
		2nd	30	155		345	25		2770	950	260	75		5		
		3rd	90	135	50		50	320	2295	1170	215		135	145		

Element		1	2	3	4	5	6	7	8	9	10	11	12					
(0.1 )	Air Temp.	Mean	- 42	- 32	26	99	147	180	223	214	175	118	28	- 41	91			
		Mean Max.	- 7	8	67	146	191	223	247	242	209	159	66	- 10	128			
		Mean Min.	- 68	- 65	- 7	64	111	147	206	191	147	90	- 7	- 72	61			
		Highest	77	73	131	229	234	270	283	290	243	211	160	52	290			
		Date	8	16	30	16	3	23	5	4	9	8	7	23	08/04			
		Lowest	- 127	- 120	- 88	17	64	103	179	124	95	1	- 76	- 132	- 132			
		Date	15	10	7	1	15	3	1	30	28	30	19	12	12/12			
(0.1mm)	Precip.	00~24h Total	70	275	35	480	390	370	3405	3365	525	275	120	215	9525			
		Highest. 1 Daily	30	95	25	280	125	205	625	685	300	115	40	110	685			
		Date	20	22	1	5	9	26	10	20	27	1	10	24	08/20			
		Hourly	20	30	15	65	75	140	340	510	135	25	40	40	510			
(0.1%)	Wind	Highest Speed	251	217	163	233	252	207	239	235	193	198	224	153	252			
		Dir.	WSW	SSW	NW	NNE	W	SSE	W	WNW	WSW	SE	WSW	WNW	W			
		Date	27	19	6	12	13	6	16	24	19	1	25	10	05/13			
(0.1%)	Wind Directions Only	Hourly Occurrence Maximum Speed	NNE	71	72	72	171	72	89	28	135	77	90	72	87	171		
			NE	88	85	76	140	76	80	41	117	127	125	60	79	140		
			ENE	110	21	76	137	75	93	63	109	153	137	50	14	153		
			E	112		77	88	149	136	59	134	167	163	45	21	167		
			ESE	105	52	60	116	103	165	119	149	133	176	34	14	176		
			SE	72	89	49	101	72	81	56	124	90	82	34	36	124		
			SSE	62	95	65	62	54	170	87	112	55	93	56	37	170		
			S	52	70	21	126	60	165	77	119	43	82	66	65	165		
			SSW	57	149	73	121	152	110	116	120	83	76	116	104	152		
			SW	127	144	59	152	125	90	147	76	69	63	129	88	152		
			WSW	129	148	64	149	163	92	136	144	83	62	149	90	163		
			W	162	134	116	139	169	119	187	165	133	100	155	102	187		
			WNW	112	106	101	99	140	100	92	91	77	131	99	114	140		
			NW	119	112	108	123	81	115	50	94	87	104	114	97	123		
			NNW	77	101	107	133	96	86	41	95	85	88	127	93	133		
			N	58	69	77	146	82	57	21	98	74	89	93	75	146		
			(0.1%)	Hourly Occurrence Percentage	CALM	9	18	13	11	13	27	7	16	11	5	8	3	12
					NNE	30	27	32	39	15	26	5	56	51	86	42	30	37
					NE	34	19	51	46	27	38	19	46	119	230	25	12	56
					ENE	26	3	31	35	26	46	15	39	136	103	11	4	40
					E	23		15	14	17	21	15	44	79	86	4	1	27
					ESE	31	4	8	22	13	24	31	86	53	67	1	3	29
SE	5	6			9	6	7	24	16	67	36	20	8	3	17			
SSE	11	13			13	3	8	26	17	47	13	11	14	4	15			
S	16	9			5	15	4	30	32	50	18	11	15	8	18			
SSW	12	30			15	25	23	14	74	59	14	15	36	20	28			
SW	17	52			24	49	44	14	129	38	7	8	39	32	38			
WSW	17	39			31	81	44	29	169	52	33	12	61	47	52			
W	165	180			210	297	328	220	335	148	154	71	243	195	212			
WNW	300	379			312	179	302	326	114	98	97	82	224	289	223			
NW	207	152	112	101	71	85	12	70	68	62	128	175	103					
NNW	70	54	81	58	40	37	3	59	78	78	92	116	64					
N	27	15	38	19	16	12	7	24	32	52	49	59	29					

Element		1	2	3	4	5	6	7	8	9	10	11	12		
Number of Days With Classified	Daily Max. Temp.	0.0	17	12	4								4	17	54
		0.1 ~ 10.0	14	16	21	1						2	17	14	85
		10.1 ~ 20.0			6	28	15	7		3	10	27	9		105
		20.1 ~ 30.0				1	16	23	31	28	20	2			121
	Daily Mean Temp.	-5.0	15	11	1								2	12	41
		-4.9 ~ 0.0	8	12	5								7	15	47
		0.1 ~ 10.0	8	5	25	14	2					6	19	4	83
		10.1 ~ 20.0				16	29	21	1	7	29	25	2		130
	Daily Min. Temp.	20.1						9	30	24	1				64
		-15.0													
		-14.9 ~ -5.0	21	18	6								5	23	73
		-4.9 ~ 0.0	7	9	10								11	6	43
	Daily Precip.	0.1 ~ 10.0	3	1	15	28	11				2	20	14	2	96
		10.1				2	20	30	31	31	28	11			153
		0.1mm	7	5	2	5	6	7	21	19	6	5	6	7	96
		10.0mm				2	1	1	10	7	2	1		1	25
	Hourly Max. Precip.	30.0mm							4	5	1				10
		80.0mm													
		100.0mm													
1.0mm		1	4	2	5	6	5	18	15	4	3	6	4	73	
Daily Max. Wind Speed	6.0mm				1	1	1	11	7	1				22	
	10.0mm						1	6	7	1				15	
	20.0mm							1	4					5	
	30.0mm							1	2					3	
Daily Max. Wind Speed	0.5 ~ 3.3%					4	2	4	4	8	5	1	1	36	
	3.4 ~ 7.9%	2	3	2											
	8.0 ~ 13.8%	23	18	25	17	18	17	15	17	17	19	21	22	229	
	13.9%	6	7	4	13	9	7	12	10	5	7	8	8	96	
10 - Day Summary	Mean Temp.	1st	5	-48	-11	89	140	157	215	237	187	148	77	-26	
		2nd	-63	-31	46	97	139	185	222	208	170	108	6	-70	
		3rd	-65	-15	40	112	162	197	231	199	167	100	1	-28	
	Mean Max. Temp.	1st	38	-17	29	139	191	193	237	270	222	182	116	6	
		2nd	-32	20	90	143	183	232	246	233	205	149	45	-36	
		3rd	-26	24	82	157	199	242	257	225	201	147	37	0	
	Mean Min. Temp.	1st	-18	-74	-44	52	101	124	201	212	162	121	39	-61	
		2nd	-88	-67	14	61	105	151	204	191	145	82	-23	-98	
		3rd	-96	-51	9	78	125	165	212	173	136	69	-36	-57	
	Mean Wind Speed	1st	55	52	54	58	55	65	68	39	38	57	51	53	
		2nd	53	66	45	67	63	48	53	62	73	61	50	56	
		3rd	55	48	43	66	55		49	66	49	55	57	54	
Total Precip.	1st			35	295	190	135	2130	760	40	185	55	70		
	2nd	40	180		185	70		530	1665	175	90		5		
	3rd	30	95			130	235	745	940	310		65	140		

Element		1	2	3	4	5	6	7	8	9	10	11	12		
Air Temp. (0.1 )	Mean	- 83	- 69	- 7	75	130	161	202	184	145	95	- 16	- 94	60	
	Mean Max.	- 44	- 26	38	132	186	217	230	213	184	142	22	- 59	103	
	Mean Min.	- 117	- 108	- 42	32	88	123	182	161	117	64	- 55	- 133	26	
	Highest	57	35	107	212	246	268	265	276	224	201	113	- 2	276	
	Date	7	28	30	30	3	18	19	5	26	2	7	3	08/05	
	Lowest	- 207	- 184	- 132	- 19	20	69	157	89	40	- 37	- 150	- 222	- 222	
	Date	23	10	7	2	6	3	26	30	29	30	30	12	12/12	
Precip. (0.1mm)	00~24h Total		30	60	115	730	445	415	6250	3860	190	155	315	12565	
	Highest.	1 Daily	30	45	50	205	160	170	1175	1010	125	70	195	1175	
		Date	8	17	31	5	23	7	8	24	11	11	3	07/08	
		Hourly	15	20	15	65	145	55	480	590	45	55	165	590	
Date	8	17	31	18	13	13	23	24	11	11	3	08/24			
Wind (0.1%)	Mean Speed	44	42	35	43	37	32	29	38	31	33	45	48	38	
	Highest Gust Speed	185	183	150	175	204	135	135	193	160	160	217	172	217	
	* Dir.	SSW	SSW	WNW	SW	S	SE	SW	ESE	E	ESE	NW	NW	NW	
Date	26	19	9	14	13	6	8	15	15	22	10	16	11/10		
Wind Directions Only (0.1%)	Hourly Occurrence Maximum Speed		50	34	63	65	32	46	25	50	35	63	34	54	65
	NNE	48		45	49	36	46	29	58	48	57	29	38	58	
	NE	30	24	35	47		41	28	16	45	46	32		47	
	ENE	52	33	39	32	37	45	47	47	48	63			63	
	E	109	43	88	90	63	73	64	129	107	108		30	129	
	ESE	102	41	61	125	85	86	80	75	84	92		58	125	
	SE	46	79	49	98	69	75	65	54	58	69	45	50	98	
	SSE	38	65	28	51	42	47	45	43	46	44	66	49	66	
	S	75	81	43	83	84	70	54	40	42	55	81	61	84	
	SSW	89	77	38	88	83	52	50	48	58	41	66	62	89	
	SW	66	54	46	67	56	59	44	64	52	53	61	56	67	
	WSW	60	54	55	67	83	72	66	73	71	50	97	68	97	
	W	86	65	90	71	91	64	76	75	68	52	81	86	91	
	WNW	89	82	80	90	92	65	46	63	81	70	123	110	123	
	NW	77	79	64	85	67	67	54	78	70	80	69	86	86	
	NNW	56	73	47	58	47	45	31	38	44	63	45	42	73	
	N	11	10	36	3	5	31	9	32	29	30	3	7	17	
	Hourly Occurrence Percentage		7	4	24	13	8	11	3	8	11	22	4	1	10
	NNE	3		9	8	4	8	5	4	22	13	4	4	7	
	NE	1	3	1	4		11	5	4	15	16	1		5	
	ENE	3	4	11	6	3	8	11	3	28	38			9	
E	39	3	27	26	9	43	32	202	111	134		1	53		
ESE	42	12	34	69	36	110	70	226	63	141		15	69		
SE	11	36	13	15	24	43	98	65	47	58	15	13	37		
SSE	30	37	12	18	31	24	50	40	32	35	50	20	32		
S	22	54	20	63	55	35	67	22	32	22	53	32	39		
SSW	24	54	13	65	44	32	79	32	35	24	53	42	41		
SW	32	33	26	86	63	29	136	36	42	22	57	39	50		
WSW	65	51	83	99	110	72	124	39	74	26	100	77	77		
W	147	155	156	174	246	135	159	66	90	63	175	144	142		
WNW	474	440	388	250	272	294	116	134	253	196	436	552	316		
NW	81	74	114	78	78	89	31	71	89	118	46	46	76		
NNW	11	30	31	24	9	25	5	16	28	43	3	7	19		
N															

2017

Element		1	2	3	4	5	6	7	8	9	10	11	12		
Number of Days With Classified	0.0	26	23	4								12	31	96	
	0.1 ~ 10.0	5	5	25	7	1					3	16		62	
	10.1 ~ 20.0			2	22	16	10	1	14	23	27	2		117	
	Daily Max. Temp.				1	14	20	30	17	7	1			90	
	30.1														
	- 5.0	22	20	4									8	25	79
	- 4.9 ~ 0.0	8	8	14									9	6	45
	0.1 ~ 10.0	1		13	25	8					1	17	13		78
	Daily Mean Temp.				5	23	28	17	21	29	14				137
	20.1						2	14	10						26
	- 15.0	10	5										1	12	28
	- 14.9 ~ - 5.0	16	20	8									15	17	76
	- 4.9 ~ 0.0	5	3	21	4							3	9	2	47
	Daily Min. Temp.			2	26	16	9		2	5	22	5			87
	0.1 ~ 10.0					15	21	31	29	25	6				127
	10.1														
	0.1mm	1	2	5	9	5	7	17	13	5	4	5			73
	10.0mm				3	2	1	10	7	1		1			25
	30.0mm							7	5						12
	Daily Precip.							3	2	2					5
	80.0mm							3	1						4
	100.0mm														
	1.0mm	1	2	4	7	4	5	16	12	4	2	3			60
6.0mm				1	2		10	7			1			21	
10.0mm					1		6	6			1			14	
Hourly Max. Precip.							6	3						9	
20.0mm							2	2						4	
30.0mm															
0.5 ~ 3.3%															
Daily Max. Wind Speed															
3.4 ~ 7.9%	3	5	8		6	8	8	8	8	12	12	1	1	72	
8.0 ~ 13.8%	18	20	21	24	18	22	23	17	14	17	22	22	22	238	
13.9%	10	3	2	6	7			6	4	2	7	8		55	
10 - Day Summary	Mean Temp.	1st	- 34	- 86	- 45	64	125	132	198	215	163	126	47	- 82	
		2nd	- 106	- 68	18	71	119	170	205	175	136	85	- 46	- 126	
		3rd	- 107	- 48	6	89	144	182	203	164	137	76	- 49	- 75	
	Mean Max. Temp.	1st	- 2	- 49	0	114	189	187	225	252	200	170	87	- 44	
		2nd	- 67	- 17	63	129	170	231	240	195	176	133	- 6	- 88	
		3rd	- 62	- 7	49	153	199	232	226	194	177	125	- 15	- 46	
	Mean Min. Temp.	1st	- 62	- 122	- 85	25	80	91	175	189	141	103	3	- 129	
		2nd	- 144	- 112	- 20	27	82	130	183	159	108	54	- 83	- 164	
		3rd	- 144	- 87	- 23	45	102	150	187	139	103	37	- 86	- 107	
	Mean Wind Speed	1st	46	41	43	42	37	38	30	26	25	32	42	46	
		2nd	45	46	33	45	45	30	27	49	40	33	47	50	
		3rd	42	39	31	42	30	27	30	37	30	34	47	47	
	Total Precip.	1st	30			355	125	265	4105	400	25	85	300		
		2nd		60	15	375	160	65	325	1195	155	70	10		
		3rd			100		160	85	1820	2265	10	5			

Element		1	2	3	4	5	6	7	8	9	10	11	12				
(0.1 )	Air Temp.	Mean	9	29	62	148	199	207	261	236	195	140	78	9	131		
		Mean Max.	62	87	123	213	262	267	306	278	259	195	141	60	188		
		Mean Min.	-39	-25	6	84	138	153	226	204	143	99	15	-40	80		
		Highest	122	170	181	314	336	341	374	330	306	275	237	122	374		
		Date	3	16	20	30	20	30	13	22	8	9	6	23	07/13		
		Lowest	-97	-70	-32	21	70	98	162	138	93	20	-44	-88	-97		
		Date	23	11	16	1	2	11	27	31	30	31	21	12	01/23		
(0.1mm)	Precip.	00~24h Total	130	80	205	530	220	400	1900	2570	395	410	140	30	7010		
		Highest.	1 Daily	55	55	55	165	145	265	495	490	140	90	95	30	495	
			Date	20	22	2	17	24	1	4	15	17	2	4	24	07/04	
			Hourly	30	15	30	55	70	180	225	285	40	25	40	25	285	
(0.1%)	Wind	Mean Speed	22	24	19	24	25	21	16	11	14	11	22	26	20		
		Highest Gust Speed	161	128	140	156	174	138	111	126	117	118	178	210	210		
		Dir.	SE	SE	SSE	SE	SE	SE	ESE	SE	SSW	N	ESE	SSE	SSE		
		Date	27	17	8	30	14	9	1	24	20	22	14	11	12/11		
		Hourly Occurrence Maximum Speed	38	67	54	65	75	57	60	42	48	44	41	49	75		
(0.1%)	Wind Directions Only	NNE	45	49	45	46	47	38	43	39	40	29	30	45	49		
		NE	43	41	43	41	49	37	42	33	35	33	22	59	59		
		ENE	34	29	35	33	42	20	8	10	33	25	30	36	42		
		E	39	36	32	49	55	37	18	17	29	22	45	53	55		
		ESE	55	71	65	69	69	46	54	45	58	54	63	64	71		
		SE	75	63	68	93	89	66	60	41	61	47	74	68	93		
		SSE	52	58	52	65	73	44	38	56	37	29	58	60	73		
		S	54	43	42	34	50	52	29	22	27	24	32	59	59		
		SSW	30	36	35	37	33	23	31	16	22	14	51	40	51		
		SW	38	31	31	38	17	24	20	10	13	13	40	33	40		
		WSW	56	38	34	27	36	28	35	11	31	14	50	35	56		
		W	42	44	54	39	57	34	34	21	30	30	44	50	57		
		WNW	61	57	46	51	47	39	29	22	28	36	50	59	61		
		NW	59	33	57	46	42	41	21	25	33	37	44	56	59		
		NNW	55	45	58	55	56	66	39	37	43	52	37	33	66		
		(0.1%)	Hourly Occurrence Percentage	CALM	116	70	153	110	91	141	223	345	197	368	68	36	161
				NNE	34	33	83	83	117	213	118	137	61	89	35	19	85
				NE	11	24	39	42	38	36	20	19	24	19	26	4	25
ENE	11			15	32	31	24	20	17	12	14	19	11	15	18		
E	11			9	12	11	19	4	3	4	28	9	13	11	11		
ESE	17			19	22	33	36	13	13	16	33	15	14	19	21		
SE	71			83	70	57	102	34	62	47	78	50	96	89	70		
SSE	305			268	159	204	211	112	134	81	127	74	257	344	189		
S	140			159	116	146	83	56	71	46	97	47	135	152	104		
SSW	66			77	50	50	38	21	55	20	42	26	76	103	52		
SW	20			40	23	28	8	15	16	9	22	16	26	35	21		
WSW	20			25	23	7	8	11	12	3	15	13	26	17	15		
W	42			42	22	8	12	17	22	15	24	18	44	40	25		
WNW	50			54	52	39	38	59	50	44	72	50	61	59	52		
NW	28			24	54	36	42	66	38	44	50	44	49	24	42		
NNW	26			22	27	38	40	42	40	44	42	32	28	16	33		
N	34			36	65	78	93	140	105	113	74	111	35	16	75		



Element		1	2	3	4	5	6	7	8	9	10	11	12			
Number of Days With Classified	Daily Max. Temp.	0.0	2											1	3	
		0.1 ~ 10.0	23	19	8								7	26	83	
		10.1 ~ 20.0	6	9	23	13	2					1	16	18	4	92
		20.1 ~ 30.0				16	23	24	14	22	28	15	5			147
		30.1				1	6	5	17	9	1					39
	Daily Mean Temp.	-5.0	2												1	3
		-4.9 ~ 0.0	10	4											12	26
		0.1 ~ 10.0	19	23	27	3						3	21	18	114	
		10.1 ~ 20.0		1	4	25	17	12		2	19	27	9		116	
		20.1				2	14	17	31	29	11	1			105	
	Daily Min. Temp.	-15.0														
		-14.9 ~ -5.0	13	4											12	29
		-4.9 ~ 0.0	14	22	13									15	16	80
		0.1 ~ 10.0	4	2	18	21	5	2			2	16	14	3	87	
		10.1				9	26	27	31	31	28	15	1		168	
	Daily Precip.	0.1mm	4	3	7	8	5	7	15	20	8	12	3	1	93	
		10.0mm				3	1	1	5	6	2				18	
		30.0mm							3	4					7	
		80.0mm														
		100.0mm														
	Hourly Max. Precip.	1.0mm	3	2	6	6	4	5	13	16	7	9	2	1	74	
		6.0mm					1	1	5	5					12	
		10.0mm						1	3	1					5	
		20.0mm							2	1					3	
30.0mm																
Daily Max. Wind Speed	0.5 ~ 3.3%	3							1		2			6		
	3.4 ~ 7.9%	10	11	20	7	14	21	24	28	25	23	6	3	192		
	8.0 ~ 13.8%	16	17	10	20	14	8	7	2	5	6	16	24	145		
	13.9%	2		1	3	3						8	4	21		
10 - Day Summary	Mean Temp.	1st	42	21	46	124	188	187	257	254	204	167	128	16		
		2nd	-12	37	68	154	206	206	287	222	192	133	58	-18		
		3rd	-2	30	71	167	203	231	241	232	190	120	49	26		
	Mean Max. Temp.	1st	93	75	103	189	248	243	306	295	269	211	192	70		
		2nd	42	97	141	214	263	273	341	247	247	183	116	33		
		3rd	52	89	124	235	274	287	274	290	261	190	114	75		
	Mean Min. Temp.	1st	-7	-24	-5	66	125	133	223	221	151	135	61	-35		
		2nd	-57	-27	-2	100	148	144	240	207	147	99	-1	-70		
		3rd	-52	-24	24	88	140	185	215	185	131	66	-15	-18		
	Mean Wind Speed	1st	17	27	23	19	25	22	16	12	13	10	22	24		
		2nd	24	26	17	26	30	20	22	7	14	9	24	28		
		3rd	26	17	17	26	21	19	11	15	16	15	21	27		
Total Precip.	1st	60		55	200	20	290	1085	535	5	260	105				
	2nd	55	20	30	330	20	85	360	1710	305	105					
	3rd	15	60	120		180	25	455	325	85	45	35	30			

	Element	1	2	3	4	5	6	7	8	9	10	11	12					
(0.1 )	Air Temp.	Mean	52	50	76	126	165	193	239	260	214	175	112	59	143			
		Mean Max.	75	77	105	155	201	224	267	288	241	198	141	84	171			
		Mean Min.	31	21	51	100	133	166	210	234	190	155	78	30	117			
		Highest	124	135	146	196	247	250	292	320	264	244	203	130	320			
		Date	2	16	19	25	22	18	28	6	1	9	10	24	08/06			
		Lowest	- 7	- 14	18	61	105	129	190	203	144	114	42	3	- 14			
		Date	23	10	7	3	14	4	18	31	30	31	30	12	02/10			
(0.1mm)	Precip.	00~24h Total	45	335	235	265	215	205	475	1950	895	770	15	290	5695			
		Highest. 1	Daily	25	260	70	90	140	75	335	705	430	515	5	190	705		
			Date	8	22	20	5	9	29	8	20	6	1	24	24	08/20		
			Hourly	15	65	30	35	55	50	235	260	170	140	5	110	260		
Date	8	22	29	5	9	26	8	20	6	1	24	24	08/20					
(0.1%)	Wind	Mean Speed	45	52	40	36	27	25	26	31	27	35	36	44	35			
		Highest Gust Speed	238	266	234	189	157	149	144	216	170	275	251	277	277			
		Dir.	NNW	NNE	N	SSW	ESE	E	NNW	SW	SW	NNW	NNW	NW	NW			
Date	20	20	1	5	9	5	8	20	11	29	18	16	12/16					
(0.1%)	Wind Directions Only	Hourly Occurrence Maximum Speed	NNE	94	100	87	76	66	52	49	70	58	87	105	82	105		
			NE	38	18	37	29	23	22	13	38	23	41	42	42	42		
			ENE	36	33	56	36	32	24	40	23	49	56	33	49	56		
			E	71	44	81	57	75	57	65	85	78	81	43	48	85		
			ESE	49	63	49	52	74	58	56	82	65	56	42	58	82		
			SE	33	52		35	56	58	34	61	46	41	23	19	61		
			SSE	11			15	24	15	18	30		32	15	12	32		
			S		7	15	17	26	16	20	21		8		12	26		
			SSW	26	89	77	134	66	41	88	67	106	146	43	33	146		
			SW	68	114	19	78	44	61	69	95	100	116	75	106	116		
			WSW	64	95	50	78	66	60	46	71	94	32	70	72	95		
			W	62	52	68	93	78	44	50	44	71	19	63	107	107		
			WNW	64	55	64	70	71	58	37	50	37	48	73	66	73		
			NW	106	56	115	61	55	48	17	48	59	56	84	116	116		
			NNW	110	108	109	68	54	65	32	63	67	129	111	135	135		
			N	112	122	109	97	76	69	52	72	77	115	110	102	122		
			(0.1%)	Hourly Occurrence Percentage	CALM	9	10	20	33	65	65	73	32	42	16	41	22	36
					NNE	297	287	361	149	81	143	24	170	279	536	298	194	236
					NE	46	12	35	18	27	38	7	26	70	91	60	46	40
ENE	19	9			8	15	22	37	31	24	39	31	18	10	22			
E	78	19			48	40	67	108	105	75	92	38	46	29	62			
ESE	22	15			8	24	91	104	58	157	71	31	20	21	50			
SE	3	13				10	22	38	9	57	17	7	8	3	15			
SSE	1					6	11	3	5	5		5	3	3	4			
S		1			3	3	11	7	5	5		1		1	3			
SSW	8	24			12	107	130	86	392	96	22	23	29	20	80			
SW	11	34			15	125	98	75	173	65	42	22	27	24	59			
WSW	15	21			8	53	66	37	65	57	29	4	22	22	33			
W	4	19			20	65	46	24	24	23	18	4	36	38	27			
WNW	24	16			26	42	28	18	4	13	14	7	32	77	25			
NW	40	52			69	43	48	27	1	36	14	4	69	124	44			
NNW	134	169	120	88	85	38	4	57	70	39	126	204	94					
N	289	295	248	181	103	151	19	104	182	141	165	162	170					

Element		1	2	3	4	5	6	7	8	9	10	11	12		
Number of Days With Classified	Daily Max. Temp.	0.0													
		0.1 ~ 10.0	23	22	13								3	21	82
		10.1 ~ 20.0	8	6	18	30	15	3				19	26	8	133
		20.1 ~ 30.0					16	24	31	20	30	12	1		134
	30.1								5					5	
	Daily Mean Temp.	-5.0													
		-4.9 ~ 0.0		1											1
		0.1 ~ 10.0	31	25	30	3							10	29	128
		10.1 ~ 20.0		1	1	27	31	16			3	26	20		125
	20.1						11	31	25	27	5			99	
	Daily Min. Temp.	-15.0													
		-14.9 ~ -5.0													
		-4.9 ~ 0.0	6	5											11
		0.1 ~ 10.0	25	23	31	15							22	29	145
	10.1				15	31	27	31	25	30	31	8		198	
	Daily Precip.	0.1mm	4	5	8	6	5	5	7	8	6	7	3	7	71
		10.0mm		1			1		1	5	2	2		1	13
		30.0mm							1	2	1	1			5
		80.0mm													
		100.0mm													
	Hourly Max. Precip.	1.0mm	1	3	5	6	2	3	4	8	6	5		3	46
6.0mm			1					1	5	2	1		1	11	
10.0mm								1	2	2	1		1	7	
20.0mm								1	2					3	
30.0mm															
Daily Max. Wind Speed	0.5 ~ 3.3%														
	3.4 ~ 7.9%	2	3	4	5	11	9	15	4	10	7	4	5	79	
	8.0 ~ 13.8%	13	7	15	13	17	17	14	18	16	15	14	6	165	
	13.9%	16	18	12	12	3	1	2	3	4	9	12	18	110	
10 - Day Summary	Mean Temp.	1st	84	39	62	114	156		230	274	217	197	138	71	
		2nd	39	54	81	126	160	193	235		217	173	100	38	
		3rd	36	58	84	139	178	205	251	248	207	156	97	63	
	Mean Max. Temp.	1st	102	58	91	140	185		252	301	246	220	170	96	
		2nd	61	90	114	155	199	225	267		242	194	130	65	
		3rd	64	85	108	169	218	232	282	278	235	182	125	86	
	Mean Min. Temp.	1st	67	23	36	85	129		204	249	193	176	103	37	
		2nd	20	11	52	104	125	165	204		195	157	70	16	
		3rd	9	31	63	110	145	180	222	222	182	136	61	35	
	Mean Wind Speed	1st	36	57	45	37	32		29	28	21	33	31	40	
		2nd	49	53	37	36	24	27	19		35	34	36	56	
		3rd	50	44	39	34	26	18	28	34	26	38	41	40	
	Total Precip.	1st	40	50	5	115	210	65	370	225	575	725	5	70	
		2nd		25	70	140	5		85	1655	295	45	5	30	
		3rd	5	260	160	10		140	20	70	25		5	190	

		Element	1	2	3	4	5	6	7	8	9	10	11	12		
(0.1 )	Air Temp.	Mean	24	27	64	127	179	212	264	260	212	160	87	24	137	
		Mean Max.	64	74	116	185	247	271	308	305	260	200	136	67	186	
		Mean Min.	- 9	- 13	20	79	125	171	236	227	174	125	44	- 11	97	
		Highest	134	141	180	250	309	316	342	338	295	288	208	139	342	
		Date	2	16	12	29	30	17	24	4	26	10	10	3	07/24	
		Lowest	- 53	- 46	- 26	8	90	134	209	172	117	40	- 3	- 52	- 53	
		Date	23	3	7	3	15	5	12	31	30	31	19	12	01/23	
(0.1mm)	Precip.	00~24h Total	130	330	220	380	200	1035	2320	1980	1605	740	65	565	9570	
		Highest.	1 Daily	30	140	75	160	110	890	730	670	965	445	50	275	965
			Date	29	22	20	5	5	26	31	20	11	1	3	24	09/11
			Hourly	15	35	30	30	45	460	665	245	510	115	50	80	665
(0.1%)	Wind	Mean Speed	31	34	27	27	23	23	21	24	21	25	28	28	26	
		Highest Gust Speed	177	170	156	140	125	125	186	151	133	185	164	176	186	
(0.1%)	Wind Directions Only	Dir.	NNW	NNW	E	NNW	E	WSW	NNW	WSW	NNW	NNW	NNW	WSW	NNW	
		Date	20	20	2	5	26	6	31	20	17	29	18	24	07/31	
		NNE	104	42	61	50	61	66	37	53	53	63	62	58	104	
		NE	42	54	46	43	38	37	64	53	55	62	54	60	64	
		ENE	73	73	60	53	58	44	30	35	43	26	31	31	73	
		E	98	92	88	63	67	59	44	60	50	55	31	32	98	
		ESE	69	63	73	54	50	45	42	64	38	48	40	37	73	
		SE	54	47	49	57	43	39	30	53	38	16	33	23	57	
		SSE	47	42	47	38	32	27	29	48	30	35	17	31	48	
		S	42	39	36	45	21	33	30	47	12	17	28	37	47	
		SSW	27	20	47	21	43	31	43	53	40	18	64	39	64	
		SW	30	56	44	40	50	55	49	66	58	29	54	49	66	
		WSW	27	51	32	33	65	69	65	77	60	35	69	44	77	
		W	33	34	25	41	53	53	47	52	54	29	75	82	82	
		WNW	6	32	20	51	31	24	31	32	33	22	62	61	62	
NW	30	72	40	76	66	42	68	30	28	25	46	48	76			
NNW	44	86	60	80	67	65	68	48	56	91	77	83	91			
N	68	70	94	78	70	70	63	59	54	64	85	60	94			
(0.1%)	Hourly Occurrence Percentage	CALM	24	43	50	35	82	72	263	48	61	66	47	31	68	
		NNE	42	55	151	153	171	147	17	70	133	220	94	104	114	
		NE	9	48	79	49	67	60	7	44	107	110	64	113	63	
		ENE	34	63	94	46	56	63	15	40	121	70	85	82	64	
		E	377	347	188	108	60	99	21	86	58	47	65	81	127	
		ESE	202	63	78	63	12	50	33	91	24	16	36	54	60	
		SE	62	55	56	28	12	46	4	48	8	5	32	22	31	
		SSE	87	42	34	32	11	21	8	12	3	3	6	8	22	
		S	46	33	26	29	26	18	10	19	3	4	6	7	19	
		SSW	19	27	54	33	46	28	63	52	8	3	28	23	32	
		SW	28	52	54	42	52	35	64	74	31	13	19	30	41	
		WSW	20	49	23	42	62	74	81	78	31	5	14	24	42	
		W	12	10	15	42	38	44	56	63	26	16	39	35	33	
		WNW	1	7	5	26	23	28	49	83	57	20	61	42	34	
		NW	13	43	20	97	94	65	155	48	44	19	35	19	54	
NNW	4	22	24	83	77	76	117	65	110	117	125	175	83			
N	19	42	50	93	112	75	38	77	175	265	244	152	112			

Element		1	2	3	4	5	6	7	8	9	10	11	12		
Number of Days With Classified	Daily Max. Temp.	0.0	1												1
		0.1 ~ 10.0	25	21	8								4	24	82
		10.1 ~ 20.0	5	7	23	21	4	1				17	24	7	109
		20.1 ~ 30.0				9	25	22	12	11	30	14	2		125
		30.1					2	7	17	20					46
	Daily Mean Temp.	-5.0												6	17
		-4.9 ~ 0.0	7	4											17
		0.1 ~ 10.0	24	24	31	4							22	25	130
		10.1 ~ 20.0				26	26	9		1	5	28	8		103
	Daily Min. Temp.	20.1					5	21	29	30	25	3			113
		-15.0												1	4
		-14.9 ~ -5.0	3												4
		-4.9 ~ 0.0	18	19	6								2	20	65
		0.1 ~ 10.0	10	9	25	24	6					8	27	10	119
	Daily Precip.	10.1				6	25	30	29	31	30	23	1		175
		0.1mm	10	9	10	6	4	6	13	10	7	7	4	13	99
		10.0mm		1		2	1	1	6	5	3	1		1	21
		30.0mm						1	3	3	2	1			10
		80.0mm						1			1				2
	Hourly Max. Precip.	100.0mm													2
		1.0mm	4	4	7	4	3	5	9	9	5	7	1	9	67
6.0mm							2	6	5	4	1		1	19	
10.0mm							1	5	4	1	1			12	
20.0mm							1	2	1	1				5	
Daily Max. Wind Speed	30.0mm						1	2		1				4	
	0.5 ~ 3.3%							3						3	
	3.4 ~ 7.9%	10	5	13	7	14	18	13	17	18	15	11	11	152	
	8.0 ~ 13.8%	15	16	14	22	17	12	12	13	12	15	13	13	174	
10 - Day Summary	Mean Temp.	13.9%	6	7	4	1			1	1		6	7	34	
		1st	54	16	46	110	165	195	257	280	219	188	118	35	
		2nd	12	30	68	128	174	212	260	252	213	157	75	3	
	Mean Max. Temp.	(0.1 )	8	37	76	144	196	230	274	249	204	138	69	33	
		1st	98	51	99	165	232	247	295	328	263	227	170	84	
		2nd	49	88	128	183	241	279	305	297	254	192	120	42	
	Mean Min. Temp.	3rd	46	84	122	206	267	286	322	291	264	183	117	75	
		1st	18	-10	-1	66	115	155	236	244	185	160	73	-4	
		2nd	-17	-23	19	83	118	162	226	224	175	124	33	-29	
	Mean Wind Speed	(0.1 )	-25	-3	41	89	140	197	243	215	162	94	26	-1	
		1st	23	36	32	24	23	30	34	19	16	22	24	28	
		2nd	35	36	24	28	21	21	19	22	27	26	28	32	
Total Precip.	(0.1%)	34	30	24	30	24	18	12	30	21	27	32	25		
	1st	20	60	40	180	200	60	865	5	545	660	55	105		
	2nd	40	130	75	195		80	725	1370	965	80	10	170		
	(0.1mm)	70	140	105	5		895	730	605	95		290			

		Element	1	2	3	4	5	6	7	8	9	10	11	12			
(0.1 )	Air Temp.	Mean	19	24	59	129	179	213	266	259	210	157	79	18	134		
		Mean Max.	65	76	116	193	245	268	303	303	262	207	136	65	187		
		Mean Min.	-21	-23	7	72	117	166	237	224	166	114	27	-22	89		
		Highest	133	152	172	265	298	314	335	347	293	279	208	132	347		
		Date	2	16	19	16	30	23	21	4	25	10	7	3	08/04		
		Lowest	-69	-59	-40	5	73	113	202	155	100	24	-21	-68	-69		
		Date	28	21	7	2	7	2	27	31	30	31	27	14	01/28		
(0.1mm)	Precip.	00~24h Total	130	260	295	480	195	540	2985	1915	1275	650	25	350	9100		
		Highest. 1 Daily	45	135	105	215	80	390	730	560	785	275	5	230	785		
		Date	20	22	20	5	9	26	31	20	11	1	23	24	09/11		
		Hourly	10	25	40	55	30	140	710	255	315	50	5	90	710		
		Date	30	22	25	5	5	26	31	20	11	1	24	24	07/31		
(0.1%)	Wind	Mean Speed	26	31	24	26	22	22	24	23	19	21	26	25	24		
		Highest Gust Speed	181	193	160	167	124	179	274	133	164	188	192	186	274		
		* Dir.	NNW	NNW	NNW	SE	E	SE	NNW	SSW	SW	NNW	NNW	NNW	NNW		
(0.1%)	Wind Directions Only	Date	20	20	6	5	4	6	31	20	11	29	18	24	07/31		
		Hourly Occurrence Maximum Speed	49	45	48	45	36	41	49	54	44	57	44	48	57		
		NNE	32	31	37	35	48	36	34	41	45	33	43	43	48		
		NE	24	13	22	13	46	43	35	35	30	25	19	18	46		
		ENE	34	63	28	38	38	45	31	62	24	50	11	7	63		
		E	28	46	30	51	66	61	34	61	44	47	16	15	66		
		ESE	9	38	8	55	54	98	42	74	49	47	39	18	98		
		SE	26	90	14	84	50	50	59	56	45	27	30	14	90		
		SSE	11	71	18	61	44	27	57	33	32	28	48	9	71		
		S	43	66	37	82	59	39	63	47	34	14	62	69	82		
		SSW	41	67	38	71	67	55	65	71	51	27	69	32	71		
		SW	43	39	58	65	58	53	55	49	70	24	43	57	70		
		WSW	61	41	79	56	54	59	39	47	38	29	54	53	79		
		W	55	45	53	41	48	46	32	33	22	31	68	57	68		
		WNW	61	70	66	50	49	47	37	45	47	59	67	61	70		
		NW	91	96	84	56	51	46	142	56	55	90	102	88	142		
		NNW	55	45	37	55	33	32	29	48	56	59	96	63	96		
		N	56	51	78	49	77	101	91	75	90	91	81	109	79		
		(0.1%)	Hourly Occurrence Percentage	CALM	177	110	113	94	106	86	66	97	196	204	158	187	133
				NNE	59	33	17	24	35	49	40	57	90	69	47	52	48
				NE	9	3	9	13	13	10	9	20	19	15	7	9	12
				ENE	5	13	7	7	12	22	26	34	14	19	4	1	14
				E	3	4	4	10	28	36	11	47	22	19	3	3	16
				ESE	3	10	8	17	28	44	26	57	11	5	11	7	19
				SE	16	19	17	18	27	26	78	43	21	11	8	9	25
				SSE	7	30	31	21	38	18	94	16	18	23	25	9	28
				S	26	34	42	61	65	57	106	67	39	22	32	19	48
				SSW	22	36	40	85	98	81	176	104	49	13	11	17	61
				SW	9	19	34	68	56	51	103	32	15	9	13	30	37
				WSW	20	15	65	85	97	64	62	50	25	16	36	24	47
				W	34	27	66	74	70	64	22	40	14	16	50	28	42
WNW	145			170	176	136	85	143	34	62	75	79	82	55	103		
NW	241			326	187	114	69	74	27	86	152	194	232	222	159		
NNW	168	100	106	126	97	74	30	113	149	195	200	217	131				
N																	

Element		1	2	3	4	5	6	7	8	9	10	11	12		
Number of Days With Classified	Daily Max. Temp.	0.0	1											1	2
		0.1 ~ 10.0	23	21	7								3	24	78
		10.1 ~ 20.0	7	7	24	18	2					12	25	6	101
		20.1 ~ 30.0				12	29	26	14	13	30	19	2		145
		30.1						4	17	18					39
	Daily Mean Temp.	- 5.0												8	21
		- 4.9 ~ 0.0	9	4											
		0.1 ~ 10.0	22	24	31	3						2	24	23	129
		10.1 ~ 20.0				27	25	9		1	6	25	6		99
		20.1					6	21	31	30	24	4			116
	Daily Min. Temp.	- 15.0												4	16
		- 14.9 ~ - 5.0	7	5											
		- 4.9 ~ 0.0	16	18	13								2	21	70
		0.1 ~ 10.0	8	5	18	25	7				1	13	28	6	111
		10.1				5	24	30	31	31	29	18			168
	Daily Precip.	0.1mm	10	8	10	8	4	5	16	11	6	7	5	10	100
		10.0mm		1	1	2		2	7	6	3	3		1	26
		30.0mm						1	4	3	1				9
		80.0mm													
		100.0mm													
	Hourly Max. Precip.	1.0mm	4	4	5	6	4	3	13	10	5	7		6	67
6.0mm							2	7	5	2			1	17	
10.0mm							1	6	5	1				13	
20.0mm								4	1	1				6	
30.0mm								3		1				4	
Daily Max. Wind Speed	0.5 ~ 3.3%														
	3.4 ~ 7.9%	11	6	11	7	9	11	16	13	17	16	14	12	143	
	8.0 ~ 13.8%	15	13	15	21	22	18	14	18	12	13	7	12	180	
	13.9%	5	9	5	2		1	1		1	2	9	7	42	
10 - Day Summary	Mean Temp. (0.1 )	1st	54	15	40	113	167	196	263	280	217	191	111	27	
		2nd	1	28	62	131	175	214	262	252	210	151	66	- 2	
		3rd	4	30	73	143	194	231	273	247	201	132	61	27	
	Mean Max. Temp. (0.1 )	1st	103	55	95	174	230	247	293	326	265	234	173	80	
		2nd	48	91	130	195	243	276	302	292	261	195	118	39	
		3rd	47	84	121	211	262	280	314	294	259	194	117	74	
	Mean Min. Temp. (0.1 )	1st	12	- 17	- 14	64	112	145	240	245	182	155	53	- 16	
		2nd	- 35	- 32	3	77	111	159	229	222	160	112	17	- 39	
		3rd	- 38	- 19	31	74	127	193	241	206	156	78	10	- 13	
	Mean Wind Speed (0.1%)	1st	22	31	29	24	23	28	30	19	17	21	23	25	
		2nd	29	33	21	27	20	20	21	24	22	21	26	26	
		3rd	29	27	21	26	22	18	20	26	19	22	28	25	
Total Precip. (0.1mm)	1st	25	45	35	245	195	45	520	50	430	545	15	60		
	2nd	60	80	105	220		100	1300	1225	785	105	5	50		
	3rd	45	135	155	15		395	1165	640	60		5	240		

		Element	1	2	3	4	5	6	7	8	9	10	11	12			
(0.1 )	Air Temp.	Mean	26	22	53	102	158	194	247	254	212	158	87	31	129		
		Mean Max.	49	47	77	127	187	217	262	276	233	176	110	54	151		
		Mean Min.	8	4	35	81	136	174	235	237	196	146	66	7	110		
		Highest	97	105	116	163	241	254	291	315	257	235	170	111	315		
		Date	2	16	20	29	22	30	26	6	3	9	7	3	08/06		
		Lowest	-42	-48	-16	46	80	139	216	194	163	83	7	-39	-48		
		Date	14	10	7	8	1	3	15	30	29	30	30	11	02/10		
(0.1mm)	Precip.	00~24h Total	115	175	120	525	340	230	2445	1705	1180	400	105	310	7650		
		Highest. 1 Daily	70	110	75	230	305	180	490	345	875	235	35	195	875		
		Date	29	22	28	17	9	6	14	20	11	1	23	24	09/11		
		Hourly	20	25	35	90	75	40	270	260	240	50	30	70	270		
(0.1%)	Wind	Date	29	22	28	17	9	6	15	28	11	1	7	24	07/15		
		Mean Speed	53	55	38	48	38	31	42	33	37	46	54	55	44		
		Highest Gust Speed	188	176	158	161	165	116	162	169	135	186	182	181	188		
		Dir.	WNW	NW	SW	S	S	SSE	SSW	N	NNE	NW	S	NW	WNW		
(0.1%)	Wind Directions Only	Date	20	20	8	14	13	7	17	29	11	29	18	11	01/20		
		Hourly Occurrence Maximum Speed	67	126	82	104	67	70	53	118	97	111	131	69	131		
		NNE	37	23	36	52	57	46	25	47	36	36	21	23	57		
		NE	59	50	40	39	48	32	26	38	37	47	25	17	59		
		ENE	14	52	26	57	45	48	44	31	44	51	61	56	61		
		E	14		15	33	18	21	16	17	34	27	40	21	40		
		ESE	7		15	34	13		10	23	14	12	23	10	34		
		SE	13	109	28	134	115	93	64	64	71	47	21	14	134		
		SSE	102	104	61	133	141	98	119	108	102	47	104	60	141		
		S	154	56	98	49	53	46	93	90	80	46	109	131	154		
		SSW	93	62	78	25	45	43	90	50	68	18	134	113	134		
		SW	111	46	51	30	38	37	23	31	20	20	48	65	111		
		WSW	61	36	35	54	59	46	15	21	41	24	97	60	97		
		W	146	107	80	55	55	66	25	38	83	25	109	118	146		
		WNW	135	112	109	54	75	72	21	50	82	140	108	121	140		
		NW	126	130	108	105	96	47	35	89	80	139	131	122	139		
		NNW	115	120	106	118	88	62	46	113	103	104	136	124	136		
		(0.1%)	Hourly Occurrence Percentage	N	13	24	67	17	60	56	26	32	13	20	17	9	30
				CALM	89	39	136	103	79	154	37	194	285	380	64	55	135
				NNE	9	10	16	13	27	29	7	52	39	26	8	9	21
				NE	28	15	19	13	32	28	18	56	49	23	10	8	25
				ENE	7	12	8	13	13	24	18	22	46	9	28	17	18
				E	3		1	4	3	6	4	5	10	5	14	5	5
				ESE	1		4	6	1		5	8	6	3	3	3	3
				SE	3	27	17	130	79	57	68	13	14	12	6	9	36
				SSE	51	126	103	312	360	241	574	245	107	48	101	95	197
				S	35	34	42	39	91	53	100	62	47	28	129	81	62
SSW	35			15	56	14	40	64	53	65	39	9	33	75	42		
SW	34			12	43	13	24	38	15	31	25	11	15	28	24		
WSW	22			10	26	29	32	26	11	38	24	11	26	22	23		
W	85			95	95	53	40	49	11	40	33	12	79	56	54		
WNW	175			168	112	26	22	46	5	12	42	31	125	144	75		
NW	207			269	151	79	52	46	14	36	100	142	194	194	123		
NNW	204			143	103	137	42	85	33	89	124	228	147	188	127		



Element		1	2	3	4	5	6	7	8	9	10	11	12			
Number of Days With Classified	Daily Max. Temp.	0.0	2	1										3	6	
		0.1 ~ 10.0	29	26	27	4							10	27	123	
		10.1 ~ 20.0		1	4	26	21	9				1	27	20	1	110
		20.1 ~ 30.0					10	21	29	24	29	4				117
		30.1								7						7
	Daily Mean Temp.	-5.0														
		-4.9 ~ 0.0	7	4											7	18
		0.1 ~ 10.0	24	24	31	14							1	19	24	137
		10.1 ~ 20.0				16	31	17				6	29	11		110
		20.1						13	29	31	24	1				98
	Daily Min. Temp.	-15.0														
		-14.9 ~ -5.0	16	13	2										15	46
		-4.9 ~ 0.0	15	15	29	27	1						2	27	16	132
		0.1 ~ 10.0				3	30	30	29	31	30	29	3			185
		10.1														
	Daily Precip.	0.1mm	6	6	4	7	7	6	15	8	5	5	6	9	84	
		10.0mm		1		2	1	1	7	6	2	1		1	22	
		30.0mm					1		2	2	1				6	
		80.0mm									1				1	
		100.0mm														
	Hourly Max. Precip.	1.0mm	2	3	3	4	2	3	11	8	5	4	3	4	52	
		6.0mm				1	1		8	6	2			1	19	
		10.0mm							5	4	1				10	
20.0mm								2	1	1				4		
30.0mm																
Daily Max. Wind Speed	0.5 ~ 3.3%					1					1			2		
	3.4 ~ 7.9%	6	6	14	8	14	21	12	18	13	12	7	3	134		
	8.0 ~ 13.8%	15	14	13	16	14	9	12	10	17	15	10	15	160		
	13.9%	10	8	4	6	2		5	3		3	13	13	67		
10 - Day Summary	Mean Temp.	1st	64	13	38	87	145	171	239	273	223	182	123	46		
		2nd	12	24	60	101	155	195	245	248	212	154	73	6		
		3rd	3	30	60	117	173	217	259	242	202	141	64	39		
	Mean Max. Temp.	1st	80	34	60	112	183	192	250	302	244	201	142	74		
		2nd	35	55	86	128	178	218	261	267	231	171	97	32		
		3rd	34	53	83	141	199	242	276	259	222	157	91	55		
	Mean Min. Temp.	1st	50	-2	18	69	120	150	231	254	206	168	104	18		
		2nd	-8	3	42	83	137	174	230	230	199	145	55	-18		
		3rd	-15	12	45	92	150	196	245	226	184	128	40	21		
	Mean Wind Speed	1st	40	61	48	38	35	41	50	22	25	37	47	55		
		2nd	59	57	37	52	40	30	40	22	49	52	54	61		
		3rd	59	46	30	53	39	21	34	52	36	49	60	50		
	Total Precip.	1st		15	45	210	310	210	885	290	85	315	45	50		
		2nd	10	50		310	10	5	1255	1115	875	85		15		
		3rd	105	110	75	5	20	15	305	300	220		60	245		

Element		1	2	3	4	5	6	7	8	9	10	11	12			
(0.1 )	Air Temp.	Mean	-21	-2	45	130	172	214	259	244	187	133	45	-21	115	
		Mean Max.	50	71	126	209	263	294	311	303	259	206	124	43	188	
		Mean Min.	-84	-69	-29	52	88	143	221	202	129	83	-24	-80	53	
		Highest	133	154	190	292	328	343	347	355	300	281	214	119	355	
		Date	8	16	30	30	29	18	21	6	25	10	7	3	08/06	
		Lowest	-156	-124	-73	-25	44	75	169	137	49	-34	-78	-147	-156	
		Date	15	2	3	3	7	4	27	27	30	31	19	14	01/15	
(0.1mm)	Precip.	00~24h Total	60	450	300	695	210	890	2230	1925	1325	375	70	165	8695	
		Highest. 1	Daily	25	200	135	220	125	280	340	525	740	160	55	135	740
			Date	29	22	25	17	9	28	3	14	11	12	24	24	09/11
			Hourly	10	55	30	145	50	180	200	485	210	40	15	60	485
	Date	29	20	25	25	9	28	6	6	11	12	24	24	08/06		
(0.1%)	Wind	Mean Speed	13	15	13	16	14	13	11	10	10	10	13	13	13	
		Highest Gust Speed	122	121	138	130	135	130	138	124	94	100	117	130	138	
		Dir.	NW	NW	NW	SSW	WSW	W	WSW	S	E	NNE	W	NW	WSW	
	Date	13	9	27	14	13	14	17	6	15	22	10	24	07/17		
(0.1%)	Wind Directions Only	Hourly Occurrence Maximum Speed	NNE	22	13	20	40	26	27	26	30	34	39	7	9	40
			NE	20	12	20	32	12	24	25	21	19	28	9	19	32
			ENE	28	9	19	33	18	16	19	37	27	30	14	12	37
			E	29	14	14	39	17	20	14	19	32	44	10	20	44
			ESE	16	16	13	27	45	26	18	19	30	25	16	16	45
			SE	13	13	13	21	34	25	13	24	20	22	16	18	34
			SSE	13	12	13	12	25	30	18	16	15	15	10	7	30
			S	13	20	34	46	31	40	29	25	23	17	34	14	46
			SSW	41	46	19	41	30	34	39	29	38	22	35	30	46
			SW	22	40	31	58	39	29	50	42	27	24	36	33	58
			WSW	34	55	59	69	67	42	33	28	28	21	63	32	69
			W	50	58	54	56	57	42	38	27	29	39	41	43	58
			WNW	50	50	40	49	54	40	26	29	32	38	44	61	61
			NW	50	58	58	49	45	42	24	30	48	41	49	69	69
NNW	31	35	31	28	29	31	26	25	19	25	30	33	35			
N	23	24	25	29	23	24	42	21	32	29	18	15	42			
(0.1%)	Hourly Occurrence Percentage	CALM	284	241	231	138	206	192	208	220	315	247	211	250	229	
		NNE	5	1	8	14	19	21	19	48	36	28	6	5	18	
		NE	9	3	12	17	13	26	35	28	17	36	10	13	18	
		ENE	26	18	22	53	39	24	40	47	32	38	26	26	33	
		E	57	37	54	75	55	40	43	55	68	52	56	69	55	
		ESE	75	68	99	90	103	79	67	55	79	85	101	79	82	
		SE	32	46	51	51	73	78	70	101	86	82	72	48	66	
		SSE	13	12	16	18	24	46	34	39	22	59	28	13	27	
		S	17	18	15	21	16	25	51	31	26	20	17	24	24	
		SSW	39	28	19	65	22	42	79	50	29	23	39	31	39	
		SW	17	27	22	61	35	33	83	48	24	24	43	16	36	
		WSW	63	73	59	69	67	57	43	35	40	47	61	42	55	
		W	90	119	116	107	114	71	73	51	53	54	82	113	87	
		WNW	118	144	116	106	86	96	63	78	72	98	113	132	101	
NW	125	129	118	79	82	108	56	69	61	56	97	120	92			
NNW	20	28	20	24	27	43	22	30	14	19	29	15	24			
N	7	6	23	13	19	19	13	15	25	31	10	4	15			

Element		1	2	3	4	5	6	7	8	9	10	11	12		
Number of Days With Classified	Daily Max. Temp.	0.0	3	1										4	8
		0.1 ~ 10.0	26	20	8								10	25	89
		10.1 ~ 20.0	2	7	23	12	2				2	14	19	2	83
		20.1 ~ 30.0				18	25	18	12	10	28	17	1		129
		30.1					4	12	19	21					56
	Daily Mean Temp.	- 5.0	8	1										5	14
		- 4.9 ~ 0.0	14	15	1								3	17	50
		0.1 ~ 10.0	9	12	30	5						6	23	9	94
		10.1 ~ 20.0				24	28	10		2	23	23	4		114
		20.1				1	3	20	31	29	7	2			93
	Daily Min. Temp.	- 15.0	2												2
		- 14.9 ~ - 5.0	22	23	10								10	24	89
		- 4.9 ~ 0.0	6	4	16	2						2	14	7	51
		0.1 ~ 10.0	1	1	5	26	22	3			4	17	6		85
		10.1				2	9	27	31	31	26	12			138
	Daily Precip.	0.1mm	6	6	9	9	4	7	18	18	4	5	2	3	91
		10.0mm		2	1	3	1	4	8	6	2	1		1	29
		30.0mm							2	2	2				6
		80.0mm													
		100.0mm													
Hourly Max. Precip.	1.0mm	2	5	7	8	3	7	16	15	4	5	2	3	77	
	6.0mm				2		3	7	5	2			1	20	
	10.0mm				1		2	4	3	2				12	
	20.0mm							1	1	1				3	
	30.0mm									1				1	
Daily Max. Wind Speed	0.5 ~ 3.3%	1		1					1		2	1	1	7	
	3.4 ~ 7.9%	19	17	19	13	20	24	25	22	26	27	16	20	248	
	8.0 ~ 13.8%	11	11	11	17	11	6	6	8	4	2	13	10	110	
	13.9%														
10 - Day Summary	Mean Temp.	1st	18	- 18	22	116	163	192	257	265	194	174	86	- 4	
		2nd	- 44	7	49	129	164	215	257	239	193	135	25	- 48	
		3rd	- 37	7	63	145	189	235	263	231	173	96	24	- 12	
	Mean Max. Temp.	1st	90	47	98	193	248	267	304	329	263	231	177	57	
		2nd	29	84	151	203	256	307	313	291	256	198	101	20	
		3rd	33	83	129	231	283	309	316	292	257	190	93	51	
	Mean Min. Temp.	1st	- 38	- 71	- 51	50	83	120	223	220	140	132	13	- 59	
		2nd	- 101	- 75	- 41	57	82	128	216	210	135	92	- 45	- 117	
		3rd	- 110	- 58	1	48	99	180	222	180	112	31	- 42	- 67	
	Mean Wind Speed	1st	10	15	18	14	13	16	13	10	8	8	12	13	
		2nd	14	17	11	18	15	13	12	9	13	11	13	15	
		3rd	14	13	11	17	14	11	10	12	9	10	13	12	
Total Precip.	1st		20	55	130	190	50	1205	645	100	170	15	30		
	2nd	10	230	20	405			570	790	740	205				
	3rd	50	200	225	160	20	840	455	490	485		55	135		

Element		1	2	3	4	5	6	7	8	9	10	11	12	
(0.1 )	Air Temp.													
	Mean	- 6	11	55	127	181	221	271	261	211	155	59	5	129
	Mean Max.	52	75	132	205	259	288	317	312	273	217	125	57	193
	Mean Min.	- 66	- 51	- 14	56	108	161	240	220	156	100	- 2	- 44	72
	Highest	137	150	193	285	306	336	352	358	315	287	222	132	358
	Date	8	16	30	16	28	23	21	5	26	10	7	3	08/05
	Lowest	- 125	- 93	- 48	- 5	67	99	218	142	104	- 13	- 48	- 115	- 125
Date	24	2	15	3	7	4	15	31	21	31	18	14	01/24	
(0.1mm)	Precip.													
	00~24h Total	183	468	195	607	437	824	3051	2493	690	313	11	7	9279
	Highest. 1 Daily	64	192	57	177	205	354	703	1031	333	203	8	6	1031
	Date	29	22	2	17	9	26	15	21	27	1	10	10	08/21
(0.1%)	Hourly	34	60	29	54	76	315	296	395	91	45	8	3	395
	Date	21	20	2	17	31	28	9	21	11	1	10	11	08/21
(0.1%)	Wind													
	Mean Speed	14	16	15	17	14	15	14	15	15	16	15	15	15
	Highest Gust Speed	107	100	93	114	111	81	126	96	81	84	71	102	126
	Dir.	WNW	ENE	ENE	NE	E	SW	WSW	SW	N	WNW	N	NNW	WSW
	Date	20	20	9	14	13	7	17	21	11	29	18	19	07/17
(0.1%)	Wind Directions Only													
	Hourly Occurrence Maximum Speed	32	39	21	32	31	27	18	34	44	45	48	40	48
	NNE	26	50	26	61	65	36	18	39	41	34	30	38	65
	NE	18	35	51	56	52	24	25	32	46	31	13	31	56
	ENE	16	44	49	44	45	22	22	21	39	28	13	16	49
	E	18	42	45	44	38	29	29	33	23	17	17	21	45
	ESE	17	47	49	45	43	35	23	27	20	27	16	21	49
	SE	25	58	50	48	24	46	34	47	26	26	21	24	58
	SSE	19	50	44	46	35	26	33	29	24	22	23	24	50
	S	21	26	31	42	27	23	33	28	21	14	29	18	42
	SSW	38	34	21	35	38	37	43	51	26	16	45	30	51
	SW	32	28	8	46	47	41	46	43	35	20	43	37	47
	WSW	31	23	29	43	42	36	33	37	35	26	41	28	43
	W	50	38	36	21	40	41	29	34	38	45	36	37	50
	WNW	45	38	18	13	36	39	26	31	27	31	37	47	47
	NW	50	41	33	44	31	33	28	40	39	41	48	50	50
NNW	46	30	21	51	25	42	31	40	51	49	54	45	54	
N	243	201	219	195	217	172	160	198	192	181	222	169	197	
(0.1%)	Hourly Occurrence Percentage	49	22	47	50	45	20	7	42	66	98	30	67	45
	NNE	18	28	48	76	55	7	19	19	35	38	11	40	33
	NE	6	49	47	85	53	15	23	37	35	35	10	26	35
	ENE	18	46	58	74	56	29	28	42	24	14	11	33	36
	E	17	110	108	90	66	39	40	41	19	11	18	54	51
	ESE	17	112	101	39	49	43	50	47	18	7	28	47	47
	SE	26	100	54	44	43	91	114	86	50	22	34	36	59
	SSE	22	73	44	74	41	64	121	63	27	11	41	38	52
	S	18	16	12	39	29	28	52	23	19	5	16	24	24
	SSW	28	9	7	16	25	82	128	42	24	7	28	44	37
	SW	25	13	1	17	48	81	87	33	32	12	21	26	34
	WSW	14	12	9	19	56	71	67	33	25	5	13	19	29
	W	83	19	20	20	82	113	52	52	62	35	67	56	55
	WNW	79	16	19	17	26	56	13	29	37	46	77	76	41
	NW	150	61	54	59	49	56	9	74	117	154	144	119	86
	NNW	186	112	151	86	59	32	28	138	217	319	227	124	139
N														

2017

Element		1	2	3	4	5	6	7	8	9	10	11	12			
Number of Days With Classified	Daily Max. Temp.	0.0	3											1	4	
		0.1 ~ 10.0	23	20	4								9	25	81	
		10.1 ~ 20.0	3	8	27	11	2					11	16	3	81	
		20.1 ~ 30.0				16	26	18	8	9	26	19	2		124	
		30.1					2	12	23	21	1				59	
	Daily Mean Temp.	- 5.0	3												1	4
		- 4.9 ~ 0.0	14	9	1										13	37
		0.1 ~ 10.0	12	19	30	4						2	22	15	104	
		10.1 ~ 20.0				23	25	8		1	7	26	5		95	
		20.1					5	22	31	29	20	2			109	
	Daily Min. Temp.	- 15.0														
		- 14.9 ~ - 5.0	19	16											12	47
		- 4.9 ~ 0.0	8	11	22	2						2	15	14	74	
		0.1 ~ 10.0	2	1	9	24	13	1				13	12	3	78	
		10.1				1	17	29	31	30	27	15			150	
	Daily Precip.	0.1mm	7	6	10	9	5	8	20	16	4	7	2	2	96	
		10.0mm		2		3	1	3	8	6	2	1			26	
		30.0mm						1	2	2	1				6	
		80.0mm								1					1	
		100.0mm								1					1	
	Hourly Max. Precip.	1.0mm	6	5	7	6	5	6	16	14	4	2			71	
		6.0mm		1			1	3	10	5	2				22	
		10.0mm						3	7	3					13	
20.0mm							2	4	1					7		
30.0mm							1		1					2		
Daily Max. Wind Speed	0.5 ~ 3.3%	3											3	6		
	3.4 ~ 7.9%	22	23	26	22	26	29	27	26	26	28	25	25	305		
	8.0 ~ 13.8%	4	5	5	5	4	1	4	4	1	2		1	36		
	13.9%															
10 - Day Summary	Mean Temp. (0.1 )	1st	34	0	32	115	171	198	266	284	216	189	103	22		
		2nd	-26	15	57	123	174	221	266	255	207	154	44	-25		
		3rd	-19	20	74	141	194	243	281	244	208	124	37	12		
	Mean Max. Temp. (0.1 )	1st	98	51	101	191	248	258	310	336	274	245	181	73		
		2nd	36	89	152	194	252	298	317	304	269	209	109	28		
		3rd	35	86	142	225	274	309	325	298	276	200	94	64		
	Mean Min. Temp. (0.1 )	1st	-20	-54	-33	45	103	135	238	243	167	144	36	-26		
		2nd	-86	-58	-24	60	102	150	234	222	149	104	-18	-81		
		3rd	-80	-40	11	60	119	198	247	197	152	56	-17	-34		
	Mean Wind Speed (0.1%)	1st	11	17	17	17	14	17	16	14	13	15	12	16		
		2nd	14	16	13	18	15	14	13	14	18	18	16	16		
		3rd	16	14	14	16	14	14	12	16	13	16	16	13		
Total Precip. (0.1mm)	1st		8	114	285	279	95	1475	176	70	255	8	7			
	2nd	43	268	20	313			968	976	287	56					
	3rd	140	192	61	9	158	729	608	1341	333	2	3				

		Element	1	2	3	4	5	6	7	8	9	10	11	12				
(0.1 )	Air Temp.	Mean	-26	-8	35	116	160	200	251	238	181	130	43	-25	108			
		Mean Max.	35	54	107	187	238	270	292	288	246	196	115	29	171			
		Mean Min.	-84	-66	-30	45	82	135	219	196	128	79	-24	-79	50			
		Highest	120	129	175	273	303	319	324	347	286	264	200	110	347			
		Date	8	16	19	16	29	23	21	6	25	10	7	3	08/06			
		Lowest	-175	-121	-77	-27	37	66	186	127	40	-38	-70	-154	-175			
		Date	15	2	3	3	7	4	27	27	30	31	18	14	01/15			
(0.1mm)	Precip.	00~24h Total	150	660	435	725	330	905	3235	2235	1440	545	140	295	11095			
		Highest. 1	Daily	35	280	150	180	165	530	620	640	765	230	40	195	765		
			Date	29	22	25	17	9	26	15	14	11	1	24	24	09/11		
			Hourly	25	65	40	90	55	230	265	225	190	75	20	80	265		
(0.1mm)		Date	27	20	1	25	9	26	17	29	11	1	26	24	07/17			
(0.1%)	Wind	Mean Speed	18	21	19	23	19	18	18	16	15	15	17	18	18			
		Highest Gust Speed	132	121	130	155	173	107	167	99	120	111	127	124	173			
		Dir.	WNW	SW	SSW	SW	E	ESE	SW	SW	ENE	N	W	WSW	E			
		Date	20	9	9	8	9	28	17	24	15	22	10	4	05/09			
(0.1%)	Wind Directions Only	Hourly Occurrence Maximum Speed	NNE	31	24	29	33	20	41	26	33	48	45	31	39	48		
			NE	28	18	36	40	33	26	22	29	43	31	38	30	43		
			ENE	39	22	25	48	41	32	34	23	52	46	19	25	52		
			E	36	16	35	48	90	35	35	46	33	31	14	25	90		
			ESE	34	31	33	33	40	42	28	39	43	32	35	35	43		
			SE	24	21	26	27	41	37	30	27	31	25	26	26	41		
			SSE	57	38	31	62	40	48	61	45	46	21	46	37	62		
			S	49	56	48	55	49	47	44	46	36	28	51	37	56		
			SSW	43	78	79	78	60	50	47	50	31	24	58	50	79		
			SW	36	46	57	83	66	31	36	42	37	36	65	44	83		
			WSW	68	64	72	59	56	53	30	39	41	53	58	60	72		
			W	62	62	61	59	57	61	36	41	38	67	56	58	67		
			WNW	55	49	58	54	55	48	28	39	36	23	48	49	58		
			NW	38	56	44	45	40	34	23	41	33	33	40	51	56		
			NNW	35	20	39	38	33	29	27	42	45	43	25	24	45		
			N	29	31	40	41	33	39	29	34	41	55	33	36	55		
			(0.1%)	Hourly Occurrence Percentage	CALM	160	131	147	97	153	117	125	137	175	164	190	126	144
					NNE	24	4	22	24	4	28	17	57	48	83	31	17	30
					NE	14	4	7	22	4	21	7	19	29	28	11	8	15
					ENE	14	6	15	18	17	21	13	16	28	34	10	13	17
					E	30	19	30	29	42	40	27	45	39	44	21	35	34
					ESE	99	100	110	76	86	99	65	68	83	83	101	105	89
SE	65	57			54	72	90	60	42	48	57	24	58	66	58			
SSE	34	27			42	50	31	44	87	42	27	16	47	40	41			
S	49	67			60	96	71	69	172	78	39	26	63	63	71			
SSW	68	104			99	147	134	97	175	78	24	12	101	65	92			
SW	55	66			56	67	70	57	79	52	42	13	61	60	57			
WSW	124	176			95	72	62	69	52	44	41	44	89	116	81			
W	97	116			90	57	90	86	16	44	20	51	79	106	71			
WNW	46	48			51	44	51	60	30	37	50	36	60	71	49			
NW	45	27	36	32	32	43	17	48	46	48	33	46	38					
NNW	41	27	50	39	34	42	38	80	119	130	22	32	55					
N	37	21	36	57	28	47	38	109	133	161	22	30	60					

Element		1	2	3	4	5	6	7	8	9	10	11	12			
Number of Days With Classified	0.0	9	3											8	20	
	0.1 ~ 10.0	20	20	10	1							12	22	85		
	10.1 ~ 20.0	2	5	21	18	5	1		1	3	16	18	1	91		
	Daily Max. Temp.				11	25	23	19	19	26	15				138	
	30.1					1	6	12	9						28	
	- 5.0	11	2											6	19	
	- 4.9 ~ 0.0	10	15	4									5	18	52	
	0.1 ~ 10.0	10	11	27	8							8	22	7	93	
	Daily Mean Temp.				22	29	15		2	26	23	3			120	
	20.1					2	15	31	28	3					79	
	- 15.0	4												1	5	
	- 14.9 ~ - 5.0	16	20	6									8	23	73	
	- 4.9 ~ 0.0	10	8	21	3							2	16	7	67	
	Daily Min. Temp.			4	27	23	4				4	18	6		87	
	0.1 ~ 10.0	1				8	26	31	29	25	11				130	
	10.1															
	Daily Precip.	8	6	10	10	5	9	20	15	5	6	5	10	109		
	0.1mm			2	1	4	2	2	11	8	4	3		1	38	
	10.0mm															
	30.0mm							1	4	2	2				9	
80.0mm																
100.0mm																
Hourly Max. Precip.	6	6	10	8	4	7	18	14	4	5	4	3	89			
1.0mm			1		3		3	12	7	2	1		1	30		
6.0mm																
10.0mm							2	5	5	2				14		
20.0mm							1	2	1					4		
30.0mm																
Daily Max. Wind Speed	17	13	18	5	16	18	21	25	24	27	20	20	224			
0.5 ~ 3.3%																
3.4 ~ 7.9%	14	15	13	22	14	12	7	5	5	4	10	11	132			
8.0 ~ 13.8%				3	1		3							7		
13.9%																
10 - Day Summary	Mean Temp. (0.1 )	1st	19	- 23	11	107	151	178	247	261	190	168	84	- 10		
		2nd	- 51	- 3	43	116	152	200	248	234	188	129	26	- 50		
		3rd	- 44	4	51	126	176	222	258	220	166	95	21	- 15		
	Mean Max. Temp. (0.1 )	1st	78	33	76	178	223	242	283	318	250	220	169	40		
		2nd	12	64	138	180	232	280	294	276	244	185	95	8		
		3rd	18	68	108	203	258	287	299	267	244	183	82	37		
	Mean Min. Temp. (0.1 )	1st	- 30	- 68	- 47	42	76	110	219	216	142	129	9	- 59		
		2nd	- 109	- 75	- 41	51	76	122	213	203	135	85	- 41	- 113		
		3rd	- 111	- 54	- 4	42	93	172	225	167	109	27	- 39	- 65		
	Mean Wind Speed (0.1%)	1st	15	21	23	22	20	21	22	15	12	14	16	17		
		2nd	18	23	17	24	21	17	16	15	21	17	18	19		
		3rd	19	19	17	23	18	15	15	18	13	15	16	17		
Total Precip. (0.1mm)	1st	10	65	135	240	310	115	1270	160	270	370	20	70			
	2nd	45	315	40	380		10	1190	995	765	175		5			
	3rd	95	280	260	105	20	780	775	1080	405		120	220			

2017

Element		1	2	3	4	5	6	7	8	9	10	11	12			
(0.1 )	Air Temp.	Mean	17	19	49	118	167	202	258	252	203	153	82	24	129	
		Mean Max.	53	60	94	161	217	246	290	287	247	194	124	57	169	
		Mean Min.	-23	-23	-3	69	114	161	236	219	157	110	31	-16	86	
		Highest	103	130	133	214	287	279	321	325	284	255	212	116	325	
		Date	6	16	18	29	30	27	20	6	26	10	7	3	08/06	
		Lowest	-78	-62	-39	5	80	103	212	152	105	21	-23	-68	-78	
		Date	26	21	11	2	6	2	15	31	30	31	27	18	01/26	
(0.1mm)	Precip.	00~24h Total	145	180	115	425	405	205	2230	1180	805	305	55	400	6450	
		Highest. 1	Daily	50	80	30	120	245	80	675	280	410	185	50	245	675
			Date	23	22	28	17	9	26	15	14	11	1	22	24	07/15
			Hourly	15	25	20	45	50	60	265	165	165	55	45	90	265
(0.1%)	Wind	Date	29	20	2	17	9	26	15	21	11	1	22	24	07/15	
		Mean Speed	25	33	24	26	22	21	26	22	18	20	31	29	25	
		Highest Gust Speed	205	196	132	191	183	164	156	140	122	174	194	165	205	
(0.1%)	Wind Directions Only	Hourly Occurrence Maximum Speed	Dir.	NE	NNW	ENE	NNW	ESE	ESE	WNW	SE	SE	NNW	NNW	NNW	NE
			Date	20	19	6	5	9	6	17	20	11	29	23	10	01/20
			NNE							18	35	30	42	34	28	42
			NE	120	101	84	56	52		10	19	30	24	18	22	120
			ENE	67	23	47	41	44		13	11	18	16	22	23	67
			E	23	47	44	30	32		21	23	21	17	21	24	47
			ESE	73	101	51	97	77	97	78	70	40	48	21	28	101
			SE	18						71	73	71	90	27	34	90
			SSE							74	75	42	45	79	60	79
			S							56	63	45	52	69	61	69
			SSW							44	47	36	18	52	37	52
			SW							37	52	45	23	39	40	52
			WSW							42	37	22	22	28	40	42
			W							31	30	40	16	43	45	45
			WNW							79	33	38	31	31	11	79
			NW							53	35	38	37	105	71	105
			NNW							33	59	62	99	89	100	100
			N	4	4	4	4	4	4	70	51	51	69	90	81	90
			(0.1%)	Hourly Occurrence Percentage	CALM	255	94	171	85	125	163	58	130	179	183	103
NNE									16	43	65	58	38	52	23	
NE	501	629			581	418	224		1	13	33	46	18	42	206	
ENE	98	24			31	40	39		3	7	10	30	21	56	30	
E	24	18			19	16	23		8	13	13	15	15	24	16	
ESE	112	235			199	442	589	838	350	50	64	36	45	35	248	
SE	9								58	93	90	73	97	89	43	
SSE									54	108	21	26	61	102	31	
S									141	91	26	17	56	79	35	
SSW									44	38	6	5	24	16	11	
SW									66	54	11	13	22	23	16	
WSW									54	31	8	8	11	17	11	
W									13	9	18	12	7	5	5	
WNW									23	34	50	24	25	3	13	
NW									51	44	61	20	38	32	21	
NNW							35	98	150	170	243	161	72			
N							24	144	194	264	177	207	85			



Element		1	2	3	4	5	6	7	8	9	10	11	12		
Number of Days With Classified	Daily Max. Temp.	0.0	2	1										1	4
		0.1 ~ 10.0	26	22	18								9	27	102
		10.1 ~ 20.0	3	5	13	25	10	1				19	20	3	99
		20.1 ~ 30.0				4	21	29	21	23	30	12	1		141
		30.1							10	8					18
	Daily Mean Temp.	- 5.0												8	24
		- 4.9 ~ 0.0	11	5											24
		0.1 ~ 10.0	20	23	31	7						2	22	23	128
		10.1 ~ 20.0				22	27	13		1	12	28	8		111
	Daily Min. Temp.	20.1					4	17	31	30	18	1			101
		- 15.0												5	14
		- 14.9 ~ - 5.0	7	2											14
		- 4.9 ~ 0.0	17	22	18								5	16	78
	Daily Precip.	0.1 ~ 10.0	7	4	13	25	10					14	23	10	106
		10.1				4	21	30	31	31	30	17	2		166
		0.1mm	7	4	5	6	5	6	15	12	4	7	2	14	87
		10.0mm				2	1		6	4	2	1		1	17
	Hourly Max. Precip.	30.0mm							2		2				4
		80.0mm													
		100.0mm													
		1.0mm	4	3	5	7	4	5	14	11	4	7	1	9	74
6.0mm							1	7	4	2			1	15	
Daily Max. Wind Speed	10.0mm							4	2	2				8	
	20.0mm							1						1	
	30.0mm														
	0.5 ~ 3.3%		1											1	
Daily Max. Wind Speed	3.4 ~ 7.9%	15	9	21	14	19	23	15	21	22	19	11	11	200	
	8.0 ~ 13.8%	11	13	10	13	10	5	14	9	8	10	14	16	133	
	13.9%	5	5		2	2	2	2	1		2	5	4	30	
10 - Day Summary	Mean Temp.	1st	49	11	33	100	154	183	256	271	210	184	114	39	
		2nd	1	25	48	121	159	201	254	247	205	151	69	- 4	
		3rd	2	24	64	134	185	222	265	240	195	128	62	35	
	Mean Max. Temp.	1st	87	40	74	141	203	225	278	307	253	217	163	72	
		2nd	39	72	103	166	212	249	292	280	246	190	108	33	
		3rd	35	71	105	177	235	263	298	275	242	178	100	67	
	Mean Min. Temp.	1st	10	- 19	- 18	52	107	140	237	236	170	147	61	- 1	
		2nd	- 39	- 33	- 14	77	105	152	226	218	155	114	25	- 48	
		3rd	- 38	- 18	19	80	128	192	243	204	147	74	9	- 2	
	Mean Wind Speed	1st	13	35	32	23	21	28	34	16	12	18	27	30	
		2nd	30	38	20	27	22	19	24	23	22	19	31	27	
		3rd	30	27	20	28	24	16	22	27	19	22	35	29	
Total Precip.	1st		15	35	170	350	95	555	125	90	225	5	80		
	2nd	35	85	30	255	5		1065	765	410	70		70		
	3rd	110	80	50		50	110	610	290	305	10	50	250		

Element		1	2	3	4	5	6	7	8	9	10	11	12				
(0.1 )	Air Temp.	Mean	2	17	59	134	181	220	269	259	208	156	66	2	131		
		Mean Max.	65	83	136	216	264	286	313	312	276	221	142	61	198		
		Mean Min.	-54	-45	-14	55	103	162	237	217	152	102	2	-52	72		
		Highest	143	151	203	296	331	334	348	372	306	287	216	131	372		
		Date	8	16	19	16	29	18	21	5	25	9	10	3	08/05		
		Lowest	-117	-80	-66	-20	49	101	212	145	72	-5	-39	-107	-117		
		Date	23	2	7	3	15	4	27	31	30	31	25	14	01/23		
(0.1mm)	Precip.	00~24h Total	130	475	355	715	780	530	2880	1970	1175	875	20	275	10180		
	Highest.	1 Daily	60	240	155	330	460	160	835	770	795	550	15	220	835		
		Date	20	22	25	5	31	26	15	21	11	1	23	24	07/15		
		Hourly	15	45	45	75	325	120	485	235	225	95	10	80	485		
	Date	20	22	2	5	31	20	15	25	11	2	23	24	07/15			
(0.1%)	Wind	Mean Speed	18	22	20	23	19	18	17	16	16	17	19	19	19		
		Highest Gust Speed	134	154	133	160	136	115	183	121	105	141	166	142	183		
		* Dir.	NW	W	N	WSW	W	NNE	SW	NNE	NE	NNW	W	N	SW		
	Date	30	6	6	14	13	2	3	1	1	29	24	25	07/03			
Wind Directions Only	Hourly Occurrence Maximum Speed	NNE	47	54	39	59	51	44	43	45	42	47	50	55	59		
		NE	37	31	33	45	31	35	44	40	33	52	44	38	52		
		ENE	33	27	30	42	30	25	29	37	44	48	28	33	48		
		E	21	25	29	38	22	29	33	34	43	28	29	24	43		
		ESE	17	28	21	22	37	29	23	25	31	26	28	19	37		
		SE	16	23	27	25	25	27	26	39	29	23	22	25	39		
		SSE	15	30	16	39	37	41	30	49	33	16	27	15	49		
		S	15	24	22	47	33	48	34	51	35	21	27	19	51		
		SSW	22	58	35	41	44	52	47	29	19	11	28	28	58		
		SW	26	61	51	92	62	58	73	52	45	22	57	54	92		
		WSW	35	62	60	110	84	61	66	68	43	35	84	48	110		
		W	19	47	74	74	85	49	51	59	43	17	75	30	85		
		WNW	38	18	72	66	65	37	52	25	34	17	91	46	91		
		NW	78	59	68	65	65	53	53	37	42	32	53	70	78		
		NNW	65	63	72	61	61	49	29	44	52	65	68	66	72		
		N	68	68	59	61	48	54	19	42	52	62	65	61	68		
		(0.1%)	Hourly Occurrence Percentage	CALM	82	82	118	89	85	64	202	116	109	70	101	99	102
				NNE	141	115	117	107	86	115	55	160	157	173	163	161	129
				NE	165	110	138	113	134	135	55	156	167	215	151	164	142
				ENE	152	94	91	79	70	92	48	90	148	199	118	117	108
E	58			45	40	50	43	54	28	35	65	103	44	75	54		
ESE	15			18	28	15	24	26	16	23	28	23	26	20	22		
SE	11			16	12	6	13	28	26	12	24	7	8	13	15		
SSE	7			9	9	18	16	26	34	28	14	9	10	4	15		
S	4			10	13	21	22	29	43	22	10	7	8	3	16		
SSW	17			19	28	46	38	28	55	32	13	4	17	15	26		
SW	22			49	55	97	85	50	139	59	29	4	47	35	56		
WSW	28			39	46	110	59	88	148	58	21	16	31	23	55		
W	11			22	38	39	44	38	66	35	14	8	26	13	30		
WNW	7			9	40	15	44	31	17	16	14	7	18	9	19		
NW	39	51	43	43	63	39	16	19	21	16	19	26	33				
NNW	95	155	83	58	75	58	12	44	46	42	61	70	66				
N	147	158	98	94	98	100	39	95	121	97	150	152	112				

Element		1	2	3	4	5	6	7	8	9	10	11	12			
Number of Days With Classified	Daily Max. Temp.	0.0	2												2	
		0.1 ~ 10.0	21	18	5								4	28	76	
		10.1 ~ 20.0	8	10	25	8	2	1				7	23	3	87	
		20.1 ~ 30.0			1	22	27	18	12	11	27	24	3			145
		30.1					2	11	19	20	3					55
	Daily Mean Temp.	- 5.0	2													2
		- 4.9 ~ 0.0	14	7	1									16	38	
		0.1 ~ 10.0	15	21	29	3						2	26	15	111	
		10.1 ~ 20.0			1	27	24	6			8	25	4		95	
		20.1					7	24	31	31	22	4			119	
	Daily Min. Temp.	- 15.0														
		- 14.9 ~ - 5.0	16	15	4									18	53	
		- 4.9 ~ 0.0	13	11	17	2						1	17	11	72	
		0.1 ~ 10.0	2	2	10	27	16				2	15	13	2	89	
		10.1				1	15	30	31	31	28	15			151	
	Daily Precip.	0.1mm	8	7	10	8	6	6	18	13	5	6	2	4	93	
		10.0mm		2	1	3	3	3	8	6	3	2		1	32	
		30.0mm				1	1		3	2	1	1			9	
		80.0mm							1						1	
		100.0mm														
	Hourly Max. Precip.	1.0mm	2	5	8	7	4	6	16	11	3	6	1	2	71	
6.0mm					1	1	1	11	5	3	2		1	25		
10.0mm						1	1	4	3	1				10		
20.0mm						1		3	2	1				7		
30.0mm						1		1						2		
Daily Max. Wind Speed	0.5 ~ 3.3%											1		1		
	3.4 ~ 7.9%	13	10	14	7	13	16	14	18	20	19	9	14	167		
	8.0 ~ 13.8%	18	17	17	21	18	14	15	13	10	11	18	15	187		
	13.9%		1		2				2		1	2	2	10		
10 - Day Summary	Mean Temp. (0.1 )	1st	42	6	35	125	168	199	262	283	217	189	103	9		
		2nd	- 17	20	65	134	176	222	265	252	210	153	52	- 20		
		3rd	- 18	26	74	144	197	239	278	245	197	128	43	15		
	Mean Max. Temp. (0.1 )	1st	109	61	110	205	245	265	300	343	278	243	185	69		
		2nd	46	92	160	209	266	299	312	293	280	210	127	38		
		3rd	41	98	138	235	280	296	326	300	272	210	115	75		
	Mean Min. Temp. (0.1 )	1st	- 17	- 43	- 37	52	96	140	239	238	171	144	29	- 52		
		2nd	- 66	- 53	- 22	59	88	151	231	220	149	105	- 10	- 70		
		3rd	- 76	- 35	14	52	123	196	242	197	134	61	- 14	- 37		
	Mean Wind Speed (0.1%)	1st	16	22	23	20	18	22	22	15	14	15	17	17		
		2nd	21	22	19	24	19	17	15	15	19	17	20	20		
		3rd	19	21	17	25	19	15	14	19	15	19	21	19		
Total Precip. (0.1mm)	1st	5	25	85	390	305	145	1105	70	225	755		50			
	2nd	75	210	60	275		155	1400	690	795	120					
	3rd	50	240	210	50	475	230	375	1210	155		20	225			

Element		1	2	3	4	5	6	7	8	9	10	11	12					
(0.1 )	Air Temp.	Mean	27	29	65	128	180	215	261	260	214	162	89	27	138			
		Mean Max.	65	75	116	184	242	271	301	301	258	201	137	68	185			
		Mean Min.	- 4	- 5	28	87	134	178	236	231	181	131	49	- 7	103			
		Highest	128	139	172	242	288	303	329	342	302	282	211	135	342			
		Date	6	16	19	15	30	28	24	5	26	10	7	3	08/05			
		Lowest	- 55	- 49	- 20	23	111	146	216	172	129	57	- 5	- 55	- 55			
		Date	15	21	7	3	15	4	14	31	30	31	19	12	12/12			
(0.1mm)	Precip.	00~24h Total	80	250	220	410	160	950	2045	2410	1520	855	40	550	9490			
		Highest. 1 Daily	25	150	80	160	75	820	490	980	815	555	35	280	980			
		Date	29	22	20	5	5	26	31	20	11	1	3	24	08/20			
	Hourly	15	30	25	35	30	415	440	320	400	115	35	90	440				
	Date	30	22	20	11	5	26	31	20	11	1	3	24	07/31				
(0.1%)	Wind	Mean Speed	29	33	27	30	24	23	28	23	18	22	27	26	26			
		Highest Gust Speed	216	199	177	156	130	139	187	180	139	196	194	191	216			
		* Dir.	NNW	N	NE	SW	ESE	SSE	N	SW	N	N	N	NNW	NNW			
	Date	20	20	2	14	9	6	31	20	17	29	18	25	01/20				
(0.1%)	Wind Directions Only	Hourly Occurrence Maximum Speed	NNE	41	78	91	53	34	39	41	44	45	51	60	55	91		
			NE	33	35	34	35	29	28	28	34	34	37	38	33	38		
			ENE	25	45	36	22	28	28	23	17	28	24	26	25	45		
			E	34	55	46	39	49	53	27	33	34	23	32	41	55		
			ESE	30	54	42	32	62	65	29	61	37	57	26	41	65		
			SE	28	40	38	81	56	66	31	66	32	52	51	26	81		
			SSE	40	101	43	94	59	94	68	89	66	72	71	60	101		
			S	54	99	44	86	67	54	75	82	46	29	82	38	99		
			SSW	39	82	23	96	61	52	75	62	46	20	45	76	96		
			SW	62	75	17	96	68	60	75	79	50	24	57	14	96		
			WSW	74	81	83	71	59	74	55	57	50	20	58	48	83		
			W	69	71	77	66	65	44	56	58	30	25	68	68	77		
			WNW	83	43	53	63	60	59	65	45	33	30	83	60	83		
			NW	87	51	66	49	51	62	23	38	23	13	70	52	87		
			NNW	101	97	73	66	70	53	31	41	39	28	83	89	101		
				N	74	97	79	58	53	52	41	58	67	86	75	73	97	
			(0.1%)	Hourly Occurrence Percentage	CALM	26	64	67	42	89	74	85	114	113	65	90	71	75
					NNE	138	195	198	99	31	86	13	86	179	316	85	102	127
					NE	93	70	66	32	40	29	15	40	129	137	93	83	69
ENE	65	42			48	14	26	26	8	19	63	48	44	54	38			
E	36	24			20	24	23	35	12	19	57	28	43	55	31			
ESE	19	37			28	33	44	46	36	83	38	27	38	54	40			
SE	16	24			13	36	46	49	27	66	19	24	25	48	33			
SSE	31	33			35	99	100	85	179	118	21	13	47	50	68			
S	13	30			23	76	74	63	306	71	11	8	31	20	61			
SSW	3	7			7	44	34	40	73	38	24	3	11	26	26			
SW	7	9			3	38	16	33	58	47	15	5	14	3	21			
WSW	4	6			12	31	62	28	46	44	18	4	15	11	24			
W	15	7			31	44	77	43	43	32	10	9	14	32	30			
WNW	20	10			28	50	89	91	50	19	24	15	24	13	36			
NW	35	10	51	56	78	54	15	39	19	7	24	19	34					
NNW	156	109	153	132	105	93	16	66	47	13	60	69	85					
	N	324	323	215	151	67	123	19	98	214	277	343	290	203				

Element		1	2	3	4	5	6	7	8	9	10	11	12			
Number of Days With Classified	Daily Max. Temp.	0.0												1	1	
		0.1 ~ 10.0	25	23	8								4	23	83	
		10.1 ~ 20.0	6	5	23	21	2	1				16	24	7	105	
		20.1 ~ 30.0				9	29	26	15	13	29	15	2		138	
		30.1						1	16	18	1				36	
	Daily Mean Temp.	- 5.0													6	14
		- 4.9 ~ 0.0	5	3												
		0.1 ~ 10.0	26	25	31	3							20	25	130	
		10.1 ~ 20.0				27	24	5		1	5	27	10		99	
	Daily Min. Temp.	20.1					7	23	31	30	25	4			120	
		- 15.0													2	4
		- 14.9 ~ - 5.0	2													
		- 4.9 ~ 0.0	17	16	3								1	18	55	
	Daily Precip.	0.1 ~ 10.0	12	12	28	21						4	27	11	115	
		10.1				9	31	28	31	31	30	27	2		189	
		0.1mm	9	7	10	8	4	6	16	7	6	7	2	12	94	
		10.0mm		1		2		1	5	6	3	2		1	21	
		30.0mm						1	4	4	2	1			12	
	Hourly Max. Precip.	80.0mm						1		1	1				3	
		100.0mm														
1.0mm		4	3	7	4	4	6	13	7	5	7	1	8	69		
6.0mm								1	5	6	3	1	1	17		
10.0mm								1	4	5	2	1		13		
Daily Max. Wind Speed	20.0mm							1	4	2	1			8		
	30.0mm							1	2	1	1			5		
	0.5 ~ 3.3%	6	5	12	7	11	15	15	15	17	13	11	10	137		
	3.4 ~ 7.9%	15	12	14	21	20	14	14	14	12	14	10	11	171		
10 - Day Summary	Mean Temp.	8.0 ~ 13.8%	10	11	5	2		1	2	2	1	4	9	10	57	
		13.9%														
		1st	60	19	47	110	166	199	253	279	221	191	121	41		
	Mean Max. Temp.	2nd	14	32	70	129	176	214	257	254	213	155	76	4		
		3rd	10	39	76	145	196	229	271	248	207	141	71	34		
		1st	101	53	96	166	225	251	288	325	262	227	174	86		
	Mean Min. Temp.	2nd	49	88	128	182	239	276	299	292	254	192	120	40		
		3rd	47	84	123	204	260	282	314	288	260	185	117	75		
		1st	30	- 5	8	70	125	161	234	248	191	166	80	4		
	Mean Wind Speed	2nd	- 17	- 13	30	92	128	168	228	229	181	125	39	- 30		
		3rd	- 23	4	44	100	147	203	244	218	171	104	29	4		
		1st	23	35	33	26	25	30	41	17	12	20	23	26		
Total Precip.	2nd	33	36	25	33	23	20	26	23	23	22	25	27			
	3rd	32	28	23	31	25	18	20	29	18	24	32	25			
	1st	20	15	55	185	160	80	600		610	780	35	130			
(0.1mm)	2nd	10	85	80	210		45	955	1770	815	75		130			
	3rd	50	150	85	15		825	490	640	95		5	290			

Element		1	2	3	4	5	6	7	8	9	10	11	12			
(0.1 )	Air Temp.	Mean	12	22	60	137	183	221	272	262	210	158	72	9	135	
		Mean Max.	70	85	138	215	264	293	320	315	276	220	146	65	201	
		Mean Min.	-40	-36	-10	62	108	162	237	219	155	105	7	-41	77	
		Highest	144	156	203	299	321	338	357	366	308	288	216	140	366	
		Date	8	16	19	16	29	18	21	5	25	9	7	3	08/05	
		Lowest	-89	-74	-57	-11	64	102	202	153	77	-5	-33	-97	-97	
		Date	26	19	3	3	7	4	27	27	30	31	25	14	12/14	
(0.1mm)	Precip.	00~24h Total	105	350	235	585	290	1750	1895	2800	1350	975	25	295	10655	
		Highest. 1	Daily	35	165	90	360	155	1535	560	640	820	565	10	235	1535
		Date	22	22	25	5	9	26	15	25	11	1	10	24	06/26	
		Hourly	15	35	30	60	45	625	525	510	230	125	10	85	625	
(0.1%)	Wind	Mean Speed	19	22	19	20	17	19	18	17	16	18	18	18	18	
		Highest Gust Speed	183	172	153	169	143	121	152	183	126	155	158	160	183	
(0.1%)	Wind	Dir.	N	NNW	NNW	NW	W	SW	SW	SW	ENE	SW	SE	N	SW	
		Date	11	20	14	11	6	9	1	20	15	29	15	25	08/20	
(0.1%)	Wind Directions Only	Hourly Occurrence Maximum Speed	NNE	50	63	38	51	26	33	54	52	45	51	60	55	63
			NE	48	59	42	54	29	58	65	40	45	55	33	37	65
			ENE	24	44	54	40	37	12	56	27	59	47	34	28	59
			E	13	31	39	30	43	29	34	33	27	42	20	29	43
			ESE	19	22	47	26	52	58	26	37	41	35	15	27	58
			SE	19	31	20	67	65	58	30	56	51	71	59	24	71
			SSE	21	30	35	23	45	60	31	62	41	37	60	51	62
			S	15	54	37	45	38	58	39	41	40	29	36	41	58
			SSW	34	77	51	79	54	54	70	51	36	75	60	54	79
			SW	22	53	51	92	53	47	68	58	49	72	65	52	92
			WSW	16	67	66	63	66	50	40	67	40	74	67	61	74
			W	43	35	61	55	54	42	36	37	33	38	39	27	61
			WNW	48	37	50	48	46	40	28	38	43	35	52	60	60
			NW	65	61	67	54	46	53	49	44	38	42	63	69	69
			NNW	70	74	63	61	53	48	29	48	42	71	64	66	74
			N	47	49	62	38	36	30	32	37	36	60	61	35	62
			(0.1%)	Wind Directions Only	Hourly Occurrence Percentage	CALM	118	129	160	115	164	144	147	116	157	125
NNE	78	34				47	31	19	7	15	54	53	60	35	78	43
NE	70	33				47	46	24	15	32	57	63	87	28	22	44
ENE	27	31				54	31	13	6	28	32	54	40	13	20	29
E	12	10				31	17	13	6	17	28	7	15	8	11	15
ESE	5	16				30	15	20	25	32	31	10	13	6	5	17
SE	12	22				17	37	67	65	48	72	60	56	40	28	44
SSE	15	27				12	24	44	79	60	77	39	28	68	35	42
S	8	18				9	44	38	43	71	46	28	23	42	28	33
SSW	20	28				23	51	35	60	134	47	35	34	92	48	50
SW	30	31				32	72	69	139	111	51	103	103	154	89	82
WSW	40	43				56	73	73	119	101	70	89	66	99	85	76
W	77	58				89	108	112	78	80	61	71	67	65	58	77
WNW	103	73				87	97	109	101	75	58	72	75	65	52	81
NW	125	144				122	117	114	63	28	81	67	42	33	74	84
NNW	175	226				144	87	67	36	12	68	57	83	74	138	97
N	85	74				39	34	17	14	10	49	38	81	31	81	46

Element		1	2	3	4	5	6	7	8	9	10	11	12		
Number of Days With Classified	Daily Max. Temp.	0.0	1	1											2
		0.1 ~ 10.0	21	16	5								4	27	73
		10.1 ~ 20.0	9	11	25	10	2	1				7	24	4	93
		20.1 ~ 30.0			1	19	25	17	6	8	27	24	2		129
		30.1					4	12	23	23	3				65
	Daily Mean Temp.	- 5.0												12	33
		- 4.9 ~ 0.0	15	5	1										
		0.1 ~ 10.0	16	23	29	3						2	24	19	116
		10.1 ~ 20.0			1	26	23	5			5	25	6		91
	Daily Min. Temp.	20.1					8	25	29	30	25	4			121
		- 15.0												14	35
		- 14.9 ~ - 5.0	12	7	2										
	Daily Min. Temp.	- 4.9 ~ 0.0	15	18	18	2						1	17	15	86
		0.1 ~ 10.0	4	3	11	25	13				3	12	13	2	86
Daily Precip.	10.1				2	18	30	29	31	27	18			155	
	0.1mm	6	8	8	8	5	6	15	13	5	7	3	5	89	
	10.0mm		1		2	1	2	5	8	4	3		1	27	
	30.0mm				1		1	3	4	1	1			11	
	80.0mm						1			1				2	
Hourly Max. Precip.	100.0mm						1							1	
	1.0mm	6	4	7	6	5	6	12	11	5	6	1	3	72	
	6.0mm				1		1	4	8	2	2		1	19	
	10.0mm						1	3	7	1	2			14	
	20.0mm						1	2	4	1				8	
Daily Max. Wind Speed	30.0mm						1	1	1					3	
	0.5 ~ 3.3%		1									1	1	3	
	3.4 ~ 7.9%	14	5	8	5	13	15	14	14	19	19	11	13	150	
	8.0 ~ 13.8%	13	19	21	22	17	15	14	13	11	11	14	15	185	
10 - Day Summary	Mean Temp. (0.1 )	13.9%	4	3	2	2	1		1	4		1	4	2	24
		1st	49	12	39	125	170	200	265	283	218	192	106	14	
		2nd	- 7	25	64	140	178	222	268	253	211	154	59	- 10	
	Mean Max. Temp. (0.1 )	3rd	- 5	30	75	146	200	240	280	249	201	131	52	22	
		1st	112	61	115	203	245	267	307	343	276	245	184	75	
		2nd	53	98	158	211	263	303	320	299	277	210	130	43	
	Mean Min. Temp. (0.1 )	3rd	46	100	141	231	282	308	330	305	274	207	125	77	
		1st	- 7	- 30	- 32	55	102	138	241	239	174	152	33	- 42	
		2nd	- 54	- 46	- 18	73	101	154	229	219	152	107	- 3	- 58	
	Mean Wind Speed (0.1%)	3rd	- 58	- 32	17	60	121	194	241	201	140	61	- 10	- 25	
		1st	15	23	22	18	18	22	25	15	12	15	15	16	
		2nd	22	22	18	22	17	18	15	16	20	19	18	18	
Total Precip. (0.1mm)	3rd	19	20	18	21	17	16	14	21	15	18	20	19		
	1st	10	45	35	380	250	155	530	560	425	850	20	45		
	2nd	20	140	65	185		50	790	905	820	125		15		
	3rd	75	165	135	20	40	1545	575	1335	105		5	235		

		Element	1	2	3	4	5	6	7	8	9	10	11	12					
(0.1 )	Air Temp.	Mean	0	15	58	134	179	216	267	255	198	146	62	- 4	127				
		Mean Max.	64	81	136	215	263	291	320	314	271	219	148	61	199				
		Mean Min.	- 55	- 48	- 14	57	99	154	230	210	144	96	- 7	- 60	67				
		Highest	138	164	201	286	335	344	362	376	298	294	218	138	376				
		Date	8	16	30	16	29	18	22	6	25	10	10	3	08/06				
		Lowest	- 114	- 84	- 61	- 17	52	88	199	131	56	- 24	- 57	- 127	- 127				
		Date	26	15	11	2	7	4	27	31	30	31	24	14	12/14				
(0.1mm)	Precip.	00~24h Total	110	470	360	580	290	405	1580	1825	685	1155	5	215	7680				
		Highest.	1 Daily	30	275	100	155	160	100	735	650	365	545	5	175	735			
			Date	20	22	25	5	9	25	5	14	11	1	23	24	07/05			
			Hourly	15	50	35	60	45	95	360	180	80	150	5	85	360			
(0.1%)	Wind	Date	20	22	2	26	9	25	5	21	11	1	23	24	07/05				
		Mean Speed	18	21	16	17	15	17	11	12	11	10	15	19	15				
		Highest Gust Speed	103	111	111	95	96	97	89	78	96	135	126	130	135				
(0.1%)	Wind Directions Only	Dir.	WNW	NW	NW	SW	SW	E	SW	E	E	NW	WSW	N	NW				
		Date	30	20	6	28	7	6	14	3	15	29	24	16	10/29				
		(0.1%)	Hourly Occurrence Maximum Speed	NNE	20	31	29	22	17	14	14	9	20	18	16	11	31		
				NE	14	10	20	24	21	17	12	17	28	19	14	20	28		
				ENE	45	29	21	49	20	39	40	51	40	21	19	14	51		
				E	46	14	34	52	42	60	37	46	59	45	16	17	60		
				ESE	38	41	31	54	53	59	36	35	46	42	18	21	59		
				SE	33	30	35	60	31	30	23	32	27	37	25	39	60		
				SSE	46	49	39	63	58	50	47	41	31	21	36	37	63		
				S	34	34	64	58	49	53	51	35	26	34	25	27	64		
				SSW	25	33	37	46	29	28	39	15	30	21	49	29	49		
				SW	24	19	37	45	30	25	17	32	24	14	31	29	45		
				WSW	26	21	47	47	44	36	30	30	19	21	33	30	47		
				W	67	59	49	41	41	36	29	35	28	46	63	55	67		
				WNW	56	55	55	49	40	42	45	29	35	48	53	57	57		
				NW	58	54	68	47	46	39	29	37	36	45	61	54	68		
				NNW	39	46	46	52	37	41	29	33	30	56	42	58	58		
				N	42	48	44	44	32	34	23	20	23	41	34	33	48		
				(0.1%)	Hourly Occurrence Percentage	CALM	136	103	151	139	172	148	280	180	234	266	209	138	180
						NNE	20	15	22	11	11	11	14	7	8	13	19	12	14
						NE	20	10	16	21	12	10	14	11	17	16	19	17	15
		ENE	20			13	23	36	22	38	35	35	28	28	22	17	27		
		E	32			19	24	46	46	56	22	51	65	34	19	12	36		
		ESE	24			24	35	29	34	61	23	60	50	39	13	28	35		
		SE	30			31	40	51	43	33	38	69	45	50	17	23	39		
		SSE	46			51	46	79	82	123	144	79	81	62	40	46	73		
		S	34			54	63	96	105	162	160	108	64	63	57	44	84		
SSW	31	34	48			56	55	39	37	48	38	36	31	19	39				
SW	28	27	32			32	38	26	26	27	28	24	26	15	27				
WSW	50	33	47			57	55	43	42	71	49	59	56	47	51				
W	122	119	125			83	101	77	43	93	102	98	138	126	102				
WNW	176	237	156			125	86	86	60	75	113	103	146	226	132				
NW	159	168	109			92	90	53	19	56	47	59	122	165	95				
NNW	55	46	39			35	39	19	34	17	18	31	32	54	35				
N	17	16	24			13	11	15	10	12	14	17	33	9	16				



Element		1	2	3	4	5	6	7	8	9	10	11	12		
Number of Days With Classified	Daily Max. Temp.	0.0	3	1										1	5
		0.1 ~ 10.0	20	18	5								4	27	74
		10.1 ~ 20.0	8	9	25	10	3					11	21	3	90
		20.1 ~ 30.0			1	20	24	17	7	9	30	20	5		133
		30.1					4	13	23	22					62
	Daily Mean Temp.	- 5.0	1											1	2
		- 4.9 ~ 0.0	15	6	1									20	42
		0.1 ~ 10.0	15	22	29	2						2	26	10	106
		10.1 ~ 20.0			1	28	24	7		1	15	26	4		106
		20.1					7	23	30	30	15	3			108
	Daily Min. Temp.	- 15.0												2	60
		- 14.9 ~ - 5.0	19	12	5									22	74
		- 4.9 ~ 0.0	10	15	17	3						1	20	8	82
		0.1 ~ 10.0	2	1	9	24	17	2			2	16	8	1	148
		10.1				3	14	28	30	31	28	14			
	Daily Precip.	0.1mm	8	6	8	8	7	9	15	13	5	8	1	4	92
		10.0mm		1	1	2	1	1	4	4	2	3		1	20
		30.0mm							1	3	1	1			6
		80.0mm													
		100.0mm													
	Hourly Max. Precip.	1.0mm	3	6	7	8	4	7	11	12	3	7		2	70
6.0mm					1		3	4	5	2	2		1	18	
10.0mm								3	3		2			8	
20.0mm								1						1	
30.0mm								1						1	
Daily Max. Wind Speed	0.5 ~ 3.3%	3		1				2		3	4	3	1	17	
	3.4 ~ 7.9%	15	14	20	17	22	27	24	31	26	20	11	9	236	
	8.0 ~ 13.8%	13	14	10	13	9	3	4		1	7	16	21	111	
	13.9%														
10 - Day Summary	Mean Temp. (0.1 )	1st	38	5	36	126	164	198	260	278	211	186	96	1	
		2nd	- 19	20	63	133	177	217	264	249	200	142	51	- 21	
		3rd	- 19	21	74	142	195	233	276	240	184	112	40	8	
	Mean Max. Temp. (0.1 )	1st	105	60	110	201	240	275	304	339	275	247	194	73	
		2nd	43	90	162	210	260	299	325	296	270	206	128	38	
		3rd	46	97	136	232	287	300	331	307	269	205	121	72	
	Mean Min. Temp. (0.1 )	1st	- 22	- 45	- 30	54	93	131	232	229	165	143	20	- 59	
		2nd	- 68	- 55	- 30	64	93	148	225	215	140	102	- 15	- 76	
		3rd	- 74	- 43	16	53	110	182	234	187	126	48	- 27	- 47	
	Mean Wind Speed (0.1%)	1st	16	21	21	18	16	19	14	12	9	11	11	17	
		2nd	20	22	14	18	15	17	8	12	13	9	20	21	
		3rd	19	19	14	16	15	16	11	11	11	11	14	19	
Total Precip. (0.1mm)	1st	30	65	70	295	245	95	1050	155	240	920		30		
	2nd	35	130	85	210	30	95	400	1175	365	205		5		
	3rd	45	275	205	75	15	215	130	495	80	30	5	180		

Element		1	2	3	4	5	6	7	8	9	10	11	12					
(0.1 )	Air Temp.	Mean	5	17	57	134	181	221	273	264	210	153	66	4	132			
		Mean Max.	66	82	134	214	264	290	322	320	281	220	145	66	200			
		Mean Min.	- 48	- 41	- 13	59	105	162	239	219	155	100	- 1	- 49	74			
		Highest	142	148	201	296	323	333	358	371	317	294	213	141	371			
		Date	8	16	19	16	29	23	21	6	9	10	7	3	08/06			
		Lowest	- 111	- 78	- 60	- 11	65	89	205	143	76	- 11	- 38	- 108	- 111			
		Date	23	3	3	3	27	4	27	31	30	31	25	14	01/23			
(0.1mm)	Precip.	00~24h Total	125	400	285	515	255	450	1335	2995	1345	1145	30	320	9200			
		Highest. 1	Daily	35	175	100	240	120	135	285	940	770	680	15	230	940		
			Date	20	22	20	5	9	11	31	25	11	1	24	24	08/25		
			Hourly	15	40	30	50	55	135	280	600	210	175	15	105	600		
(0.1mm)	Date	8	11	20	5	5	11	31	25	11	1	24	24	08/25				
(0.1%)	Wind	Mean Speed	20	25	23	25	20	20	20	19	18	20	21	21	21			
		Highest Gust Speed	175	156	163	172	126	128	139	174	108	156	155	148	175			
		Dir.	NNW	N	N	W	SSW	N	N	SW	NNW	N	NNE	N	NNW			
(0.1%)	Date	20	20	6	30	31	4	31	20	17	29	18	11	01/20				
(0.1%)	Wind Directions Only	Hourly Occurrence Maximum Speed	NNE	40	49	41	46	37	43	47	52	53	66	64	65	66		
			NE	54	33	46	35	31	38	30	45	38	61	39	43	61		
			ENE	24	39	43	30	30	46	28	43	29	50	25	33	50		
			E	20	23	22	22	26	27	38	30	40	35	23	20	40		
			ESE	17	20	18	21	41	21	18	24	30	23	11	14	41		
			SE	16	38	22	35	38	42	35	42	28	25	11	23	42		
			SSE	22	37	33	35	51	51	35	56	40	18	20	14	56		
			S	21	66	25	51	47	51	34	55	42	23	21	20	66		
			SSW	28	55	44	84	50	53	62	52	28	14	51	25	84		
			SW	37	72	53	93	63	60	68	63	44	25	53	68	93		
			WSW	35	67	49	62	53	59	54	72	40	15	67	34	72		
			W	55	47	63	62	58	48	40	33	43	19	56	59	63		
			WNW	77	54	68	60	59	55	34	42	26	28	77	65	77		
			NW	85	74	55	49	70	37	20	35	33	27	77	61	85		
			NNW	83	79	81	65	57	61	29	44	53	81	78	65	83		
			N	54	85	83	69	62	57	43	57	59	80	89	72	89		
			(0.1%)	Hourly Occurrence Percentage	CALM	255	152	83	63	102	113	118	132	114	97	121	109	121
					NNE	95	84	106	78	78	64	30	82	163	211	128	138	105
					NE	56	47	93	50	47	42	22	54	124	122	81	91	69
					ENE	22	30	58	32	47	29	7	28	58	82	71	56	43
					E	11	20	22	24	36	31	20	39	35	40	57	17	29
					ESE	5	5	9	14	24	17	9	24	21	16	10	11	14
					SE	7	15	15	25	35	54	42	62	8	4	3	7	23
					SSE	17	26	58	68	85	76	83	82	68	27	28	19	53
					S	20	32	69	89	83	86	105	67	51	28	39	52	60
					SSW	16	24	38	67	77	79	148	86	33	8	42	35	55
					SW	9	35	39	117	75	72	211	79	31	7	25	22	60
					WSW	7	8	35	82	46	65	105	42	18	8	18	9	37
W	11	17			26	46	48	31	40	19	17	4	18	8	24			
WNW	23	21			59	14	51	40	17	17	18	9	28	19	27			
NW	58	77			32	26	36	21	5	12	10	26	39	34	31			
NNW	214	275	106	100	60	81	12	63	71	86	104	129	107					
N	173	137	153	106	69	100	24	112	161	224	190	243	141					

Element		1	2	3	4	5	6	7	8	9	10	11	12		
Number of Days With Classified	Daily Max. Temp.	0.0	2	1											3
		0.1 ~ 10.0	22	16	5								3	25	71
		10.1 ~ 20.0	7	11	25	10	2	1				8	25	6	95
		20.1 ~ 30.0			1	20	25	17	6	7	23	23	2		124
		30.1					4	12	25	24	7				72
	Daily Mean Temp.	-5.0													
		-4.9 ~ 0.0	17	6	1									17	41
		0.1 ~ 10.0	14	22	30	3						2	26	14	111
		10.1 ~ 20.0				27	25	5			6	25	4		92
		20.1					6	25	31	31	24	4			121
	Daily Min. Temp.	-15.0													
		-14.9 ~ -5.0	15	10	3									17	45
		-4.9 ~ 0.0	14	16	20	2						1	20	12	85
		0.1 ~ 10.0	2	2	8	25	14	1			3	14	10	2	81
		10.1				3	17	29	31	31	27	16			154
	Daily Precip.	0.1mm	8	9	8	8	4	7	14	11	6	7	3	8	93
		10.0mm		1	1	2	2	2	5	6	3	4		1	27
		30.0mm								4	2	1			7
		80.0mm								1					1
		100.0mm													
	Hourly Max. Precip.	1.0mm	5	6	4	7	4	7	14	11	5	6	1	3	73
		6.0mm						2	5	5	2	2		1	17
		10.0mm						1	2	5	1	2		1	12
		20.0mm							1	4	1				6
30.0mm									1					1	
Daily Max. Wind Speed	0.5 ~ 3.3%	1										1		2	
	3.4 ~ 7.9%	15	7	12	6	10	11	15	10	22	22	12	16	158	
	8.0 ~ 13.8%	13	16	17	22	21	19	15	18	8	8	14	14	185	
	13.9%	2	4	2	2			1	3		1	3	1	19	
10 - Day Summary	Mean Temp. (0.1 )	1st	42	8	36	121	168	201	266	286	221	191	99	9	
		2nd	-14	21	60	137	176	221	270	258	212	149	53	-15	
		3rd	-10	25	74	145	199	241	283	250	199	123	46	16	
	Mean Max. Temp. (0.1 )	1st	108	59	110	200	244	268	305	346	283	246	183	77	
		2nd	50	93	156	210	263	298	322	306	281	206	129	42	
		3rd	43	98	137	233	284	304	336	309	278	210	124	77	
	Mean Min. Temp. (0.1 )	1st	-15	-35	-33	54	100	138	240	240	176	148	23	-51	
		2nd	-63	-51	-22	66	95	154	233	219	152	101	-12	-65	
		3rd	-66	-36	15	57	118	195	244	200	138	57	-14	-33	
	Mean Wind Speed (0.1%)	1st	16	24	27	23	20	24	26	16	16	16	17	20	
		2nd	22	26	21	27	20	19	15	15	22	22	22	23	
		3rd	20	24	20	26	20	17	17	25	17	22	24	21	
Total Precip. (0.1mm)	1st	30	80	30	275	255	150	645	45	480	1030	10	50		
	2nd	55	145	100	195		150	405	1290	770	115		40		
	3rd	40	175	155	45		150	285	1660	95		20	230		

2017

		Element	1	2	3	4	5	6	7	8	9	10	11	12			
(0.1 )	Air Temp.	Mean	2	15	53	127	172	214	266	256	203	150	66	6	128		
		Mean Max.	64	82	129	208	252	282	315	313	271	218	144	69	196		
		Mean Min.	-55	-46	-17	53	94	155	231	212	153	103	1	-52	69		
		Highest	132	152	196	280	309	328	356	371	306	290	215	133	371		
		Date	2	16	19	16	29	18	21	6	17	9	10	24	08/06		
		Lowest	-115	-88	-68	-28	41	72	186	141	73	-17	-41	-119	-119		
		Date	26	13	7	3	7	4	27	27	30	31	27	14	12/14		
(0.1mm)	Precip.	00~24h Total	50	245	380	595	40	960	1730	1620	530	1060	20	235	7465		
		Highest. 1	25	195	155	175	15	295	430	450	435	535	10	175	535		
		Daily	8	22	25	5	12	11	31	14	11	1	24	24	10/01		
		Date	8	22	25	6	12	11	31	20	11	2	24	24	07/31		
(0.1%)	Wind	Mean Speed	22	28	19	20	16	17	12	14	11	12	18	20	17		
		Highest Gust Speed	185	158	174	123	136	109	94	119	101	156	175	162	185		
		* Dir.	N	NW	N	NW	NW	NW	NW	S	NW	NNW	NW	NW	N		
(0.1%)	Wind Directions Only	Date	13	20	9	19	26	2	31	22	28	29	23	11	01/13		
		Hourly Occurrence Maximum Speed	34	43	44	46	25	24	17	25	24	34	20	35	46		
		NNE		23	15	19	9	30	7	6	13		23	5	30		
		NE	6		20	6		12	6		16	10		7	20		
		ENE	15		8	7	8	6	7	11		8			15		
		E	20		9	11	32	32	12	9	14		15		32		
		ESE	25	47	15	33	50	49	35	47	32	31	12	18	50		
		SE	31	39	32	57	44	50	45	41	42	43	28	19	57		
		SSE	29	48	42	67	51	44	36	40	31	22	39	22	67		
		S	30	40	47	59	44	38	63	37	40	36	32	16	63		
		SSW	12	26	33	39	39	31	31	11	34	14	33	18	39		
		SW	7	40	12	32	41	26	26			12			41		
		WSW	5	40	23	41	14	25	7	20	16	11		12	41		
		W	44	31	28	34	31	40	24	15		11	25		44		
		WNW	86	93	91	68	70	54	49	33	47	81	77	68	93		
		NW	77	84	74	71	77	55	38	46	56	85	71	79	85		
		NNW	76	77	81	57	40	44	36	38	26	36	65	52	81		
		N	198	146	190	221	310	218	269	250	338	343	289	241	252		
		(0.1%)	Hourly Occurrence Percentage	CALM	20	31	47	24	22	29	24	17	32	31	7	15	25
				NNE		1	5	1	3	7	3	1	4		1	1	2
NE	3				1	1		1	3		3	3		1	1		
ENE	3				3	3	1	1	4	3		1			2		
E	8				14	10	8	14	4	1	1		1		5		
ESE	12			15	15	19	28	56	55	27	15	19	10	11	24		
SE	43			36	34	78	78	125	148	206	135	86	64	47	90		
SSE	66			83	99	133	117	126	166	148	106	78	76	67	106		
S	43			22	55	101	57	85	102	94	78	70	65	42	68		
SSW	8			9	29	31	26	24	31	7	10	7	3	3	15		
SW	1			3	3	21	16	18	13			4			7		
WSW	1			1	7	8	5	13	4	3	1	1		1	4		
W	4			1	12	6	8	14	11	8		4	1		6		
WNW	113			168	114	71	112	93	23	24	31	32	71	58	75		
NW	302	336	233	147	137	107	78	160	176	203	308	382	214				
NNW	175	146	140	125	73	69	62	51	71	118	103	132	105				

Element		1	2	3	4	5	6	7	8	9	10	11	12		
Number of Days With Classified	Daily Max. Temp.	0.0	1	1											2
		0.1 ~ 10.0	21	17	6								4	26	74
		10.1 ~ 20.0	9	10	25	12	4					8	24	5	97
		20.1 ~ 30.0				18	25	22	5	10	29	23	2		134
		30.1					2	8	26	21	1				58
	Daily Mean Temp.	-5.0													
		-4.9 ~ 0.0	18	5	1									13	37
		0.1 ~ 10.0	13	23	29	4						2	25	18	114
		10.1 ~ 20.0			1	26	28	8			12	26	5		106
	Daily Min. Temp.	20.1					3	22	31	31	18	3			108
		-15.0													
		-14.9 ~ -5.0	15	12	5									18	50
		-4.9 ~ 0.0	13	14	18	4						1	19	12	81
	Daily Precip.	0.1 ~ 10.0	3	2	8	23	19	2			1	13	11	1	83
		10.1				3	12	28	31	31	29	17			151
		0.1mm	5	3	11	8	3	9	17	12	5	7	3	6	89
		10.0mm		1	2	3			4	5	3	1	3	1	23
	Hourly Max. Precip.	30.0mm							2	3	1	1			7
		80.0mm													
		100.0mm													
		1.0mm	1	3	6	7	1	9	15	9	3	7	1	4	66
Daily Max. Wind Speed	6.0mm						3	5	3	1	2		1	15	
	10.0mm						2	3	2	1	2			10	
	20.0mm						2	1	1		1			5	
	30.0mm							1						1	
Daily Max. Wind Speed	0.5 ~ 3.3%					2				1	1	1	2	7	
	3.4 ~ 7.9%	16	7	14	10	9	17	25	23	24	23	13	10	191	
	8.0 ~ 13.8%	10	16	11	20	20	13	6	8	5	5	13	17	144	
	13.9%	5	5	5							2	3	2	22	
10 - Day Summary	Mean Temp.	1st	40	7	34	119	158	197	259	276	215	189	99	14	
		2nd	-18	19	53	129	170	212	266	250	201	146	54	-13	
		3rd	-16	20	69	134	186	232	274	244	192	117	45	17	
	Mean Max. Temp.	1st	105	58	107	193	227	268	300	338	270	244	186	82	
		2nd	45	96	152	206	253	288	318	296	273	204	127	45	
		3rd	45	94	128	224	275	289	327	306	270	207	120	79	
	Mean Min. Temp.	1st	-18	-39	-35	54	89	130	231	231	175	151	26	-48	
		2nd	-70	-57	-34	61	90	148	231	218	145	109	-9	-71	
		3rd	-75	-43	14	45	103	188	231	190	139	54	-14	-39	
	Mean Wind Speed	1st	19	31	26	19	14	21	14	14	9	11	16	18	
		2nd	24	29	16	24	16	16	9	14	13	10	20	22	
		3rd	24	24	16	17	17	14	12	13	12	14	19	21	
Total Precip.	1st	30		40	310	25	110	1030	95	45	940		40		
	2nd	5	50	100	245	15	460	160	1040	435	120	5	5		
	3rd	15	195	240	40		390	540	485	50		15	190		

		Element	1	2	3	4	5	6	7	8	9	10	11	12			
(0.1 )	Air Temp.	Mean	29	38	81	153	199	228	275	274	228	173	91	23	149		
		Mean Max.	81	95	140	216	264	280	318	322	281	231	157	78	205		
		Mean Min.	- 16	- 13	26	94	137	181	244	236	182	128	36	- 25	101		
		Highest	149	162	207	285	346	320	359	382	309	298	221	132	382		
		Date	2	16	30	30	30	15	24	6	10	10	10	23	08/06		
		Lowest	- 69	- 46	- 29	34	97	145	216	180	108	40	- 19	- 61	- 69		
		Date	15	11	7	2	7	4	27	27	30	31	24	14	01/15		
(0.1mm)	Precip.	00~24h Total	110	465	320	990	670	890	1565	3300	1630	1350		125	11415		
		Highest. 1	Daily	50	335	95	495	285	265	425	1490	1145	860		115	1490	
		Date	8	22	25	5	31	6	5	21	11	1		24	08/21		
		Hourly	25	55	35	95	285	100	195	415	225	200		75	415		
(0.1%)	Wind	Mean Speed	25	26	20	19	18	17	13	15	15	15	18	20	18		
		Highest Gust Speed	169	154	131	138	161	111	92	111	110	128	127	125	169		
		* Dir.	N	NE	N	NNW	NNW	NNW	N	NW	NW	NNW	N	NNW	N		
(0.1%)	Wind Directions Only	Date	9	20	3	18	8	1	25	21	4	29	23	24	01/09		
		Hourly Occurrence Maximum Speed	NNE	62	77	52	54	46	51	53	49	50	47	63	58	77	
		NE	32	44	30	33	16	33	38	26	29	23	36	28	44		
		ENE	26	11	18	18	9	16		15	6	11		19	26		
		E	12	6	6	15	6		6	11	14	17	5		17		
		ESE	30	5	18	15	11	18	7	29	40	30		5	40		
		SE	37	11	43	37	39	35	34	33	47	46	17	13	47		
		SSE	25	14	18	30	26	28	26	27	34	26	13	10	34		
		S	19	17	25	21	25	27	20	26	23	24	16	10	27		
		SSW	24	30	30	34	31	32	33	27	30	23	26	17	34		
		SW	32	34	36	35	36	38	33	34	28	27	27	26	38		
		WSW	25	27	31	34	34	31	28	24	28	23	21	24	34		
		W	26	32	35	37	29	34	35	28	26	22	30	19	37		
		WNW	33	17	51	45	33	30	35	37	25	19	40	26	51		
		NW	34	36	36	46	44	34	34	24	24	12	39	35	46		
		NNW	61	67	61	70	71	56	37	35	40	75	62	57	75		
		N	76	85	69	65	64	75	45	55	54	67	64	67	85		
		(0.1%)	Hourly Occurrence Percentage	CALM	118	155	130	158	140	110	169	152	186	181	251	274	169
				NNE	121	129	85	81	58	35	12	63	68	86	90	124	79
				NE	12	6	12	22	13	11	5	13	15	11	31	23	15
				ENE	4	1	3	6	4	3		4	1	5		1	3
				E	7	1	1	3	1		3	3	3	9	3		3
				ESE	5	1	7	4	1	8	3	12	17	19		1	7
				SE	38	6	23	33	27	39	21	58	96	94	13	4	38
				SSE	22	12	17	36	27	47	36	82	70	46	22	11	36
				S	15	10	30	24	30	32	54	56	41	31	17	4	29
SSW	12			13	42	35	43	63	98	38	24	20	22	11	35		
SW	39			55	89	132	121	160	232	89	38	50	46	17	89		
WSW	17			30	46	68	71	71	84	35	35	20	31	24	44		
W	13			13	43	50	42	46	81	36	17	16	31	15	34		
WNW	27			12	31	38	40	42	45	48	25	24	22	11	31		
NW	22			39	50	31	42	35	36	34	34	38	40	26	35		
NNW	124			116	144	110	199	154	91	133	176	155	118	87	134		
N	405			399	249	171	140	145	32	144	155	195	264	367	221		

Element		1	2	3	4	5	6	7	8	9	10	11	12		
Number of Days With Classified	Daily Max. Temp.	0.0													
		0.1 ~ 10.0	22	14	5								2	24	67
		10.1 ~ 20.0	9	14	25	7	3					7	22	7	94
		20.1 ~ 30.0			1	23	23	24	5	6	26	24	6		138
	Daily Mean Temp.	30.1					5	6	24	25	4				64
		- 5.0													
		- 4.9 ~ 0.0	5	3										4	12
		0.1 ~ 10.0	26	25	26								17	27	121
	Daily Min. Temp.	10.1 ~ 20.0			5	30	18	2			2	24	13		94
		20.1					13	28	30	31	28	7			137
		- 15.0													
		- 14.9 ~ - 5.0	5											4	9
	Daily Max. Precip.	- 4.9 ~ 0.0	16	24	4								5	24	73
		0.1 ~ 10.0	10	4	27	15	1					8	24	3	92
		10.1				15	30	30	29	31	30	23	1		189
		0.1mm	5	6	7	8	7	7	13	12	4	6		2	77
	Hourly Max. Precip.	10.0mm		1		4	3	3	6	4	2	3		1	27
		30.0mm		1		1			1	4	2	1			10
		80.0mm								1	1	1			3
		100.0mm								1	1				2
		1.0mm	2	5	5	4	6	7	12	12	4	6		2	65
	Daily Max. Wind Speed	6.0mm				3	1	4	7	6	2	2		1	26
		10.0mm					1	1	5	4	1	2			14
		20.0mm					1			2	1	1			5
30.0mm									2					2	
Daily Max. Wind Speed	0.5 ~ 3.3%														
	3.4 ~ 7.9%	9	6	13	14	17	21	25	26	23	20	11	7	192	
	8.0 ~ 13.8%	21	20	18	16	13	9	4	5	7	11	19	24	167	
	13.9%	1	2			1								4	
10 - Day Summary	Mean Temp. (0.1 )	1st	68	30	57	144	182	218	263	297	234	206	128	29	
		2nd	10	41	90	153	199	228	275	262	232	169	76	5	
		3rd	11	44	94	163	214	238	285	264	216	147	70	33	
	Mean Max. Temp. (0.1 )	1st	120	76	117	200	242	279	299	349	283	255	201	88	
		2nd	64	102	160	215	264	282	323	302	281	220	137	55	
		3rd	61	109	144	234	284	280	330	315	280	217	133	89	
	Mean Min. Temp. (0.1 )	1st	19	- 4	2	88	128	164	242	255	193	166	68	- 21	
		2nd	- 33	- 23	28	98	132	179	241	233	186	133	26	- 40	
		3rd	- 33	- 12	47	95	149	201	249	223	166	88	16	- 14	
	Mean Wind Speed (0.1%)	1st	21	31	26	17	16	22	12	16	12	13	17	17	
		2nd	27	26	17	22	19	17	13	12	20	15	20	24	
		3rd	26	20	18	18	18	13	13	17	13	16	17	19	
Total Precip. (0.1mm)	1st	55	80	10	730	330	380	1075	40	460	1225		10		
	2nd	5	50	85	245	45	185	220	1165	1145	125				
	3rd	50	335	225	15	295	325	270	2095	25			115		

Element		1	2	3	4	5	6	7	8	9	10	11	12					
(0.1 )	Air Temp.	Mean	23	36	77	152	194	226	275	271	222	169	85	17	146			
		Mean Max.	86	100	147	225	273	294	324	328	284	233	161	82	211			
		Mean Min.	- 30	- 25	12	83	122	169	239	227	170	117	19	- 39	89			
		Highest	158	165	205	293	354	341	362	386	315	301	225	138	386			
		Date	2	16	30	30	29	19	24	6	17	10	10	3	08/06			
		Lowest	- 90	- 63	- 36	4	76	121	205	147	84	6	- 31	- 103	- 103			
		Date	25	13	3	2	7	4	27	31	30	31	24	14	12/14			
(0.1mm)	Precip.	00~24h Total	80	395	255	925	310	535	1150	2020	1490	1160		115	8435			
		Highest. 1	Daily	35	295	80	410	185	195	215	605	1015	630		100	1015		
			Date	29	22	25	5	9	6	5	21	11	1		24	09/11		
			Hourly Date	29	22	29	6	9	6	25	22	11	2		24	09/11		
(0.1%)	Wind	Mean Speed	16	19	16	17	15	14	12	12	11	10	13	16	14			
		Highest Gust Speed Dir.	NNW	W	W	SSE	WNW	W	WNW	S	W	WNW	WNW	WNW	W			
		Date	23	9	8	14	7	7	24	24	28	30	24	26	02/09			
			20	6	8	17	10	7	18	16	24	20		8	24			
(0.1%)	Wind Directions Only	Hourly Occurrence Maximum Speed	NNE	24	9	18	27	10	17	17	14	24	17	5	6	27		
			NE	20	7	20	31	18	26	29	29	35	37	7	9	37		
			ENE	26	13	19	28	34	35	31	32	32	29	6	10	35		
			E	31	18	23	25	29	26	28	34	31	21	9	15	34		
			ESE	18	29	34	32	30	26	27	25	23	25	13	14	34		
			SE	25	24	36	34	36	45	30	38	25	24	22	27	45		
			SSE	27	36	38	56	39	32	40	35	31	21	42	27	56		
			S	35	38	47	43	45	35	38	35	28	25	32	30	47		
			SSW	23	40	37	40	39	40	34	28	24	23	21	16	40		
			SW	31	31	43	38	37	35	22	26	20	24	63	33	63		
			WSW	48	72	62	47	51	49	33	45	33	40	51	52	72		
			W	45	62	48	41	42	41	14	33	25	57	49	47	62		
			WNW	45	44	44	41	42	35	23	21	37	44	40	44	45		
			NW	30	28	36	36	21	11	23	17	18	32	25	33	36		
			NNW	22	8	13	23	8	8	7	12	22	27	4	8	27		
			(0.1%)	Hourly Occurrence Percentage	CALM	153	125	97	103	143	159	253	195	171	266	346	245	188
					NNE	12	3	8	7	4	8	5	12	28	26		1	10
					NE	12	7	8	21	9	4	11	26	32	34	1	7	14
					ENE	16	4	11	21	11	24	19	54	71	66	4	3	25
					E	19	9	11	26	27	48	32	47	60	27	4	15	27
					ESE	11	15	15	19	26	41	23	43	32	19	4	7	21
					SE	22	27	32	38	36	46	35	38	25	15	14	9	28
					SSE	20	27	62	65	58	86	77	46	21	19	18	24	44
					S	17	27	38	90	50	65	116	50	28	17	33	9	45
					SSW	16	27	50	75	74	74	122	48	26	22	29	24	49
					SW	7	21	34	31	36	58	67	30	15	15	14	13	28
WSW	36	19			30	31	45	29	26	32	24	19	32	28	29			
W	190	182			157	125	164	133	93	113	114	87	158	202	143			
WNW	266	321			224	183	201	138	71	126	189	199	207	263	198			
NW	153	159	165	122	91	65	38	122	99	97	119	130	113					
NNW	30	22	43	38	15	18	11	8	31	40	15	13	24					
N	20	4	16	6	9	4	3	11	35	34		5	12					



Element		1	2	3	4	5	6	7	8	9	10	11	12		
Number of Days With Classified	Daily Max. Temp.	0.0													
		0.1 ~ 10.0	21	12	5								2	23	63
		10.1 ~ 20.0	10	16	25	6	3					5	21	8	94
		20.1 ~ 30.0			1	24	21	18	6	5	24	25	7		131
	Daily Mean Temp.	30.1					7	11	25	26	6	1			76
		- 5.0													
		- 4.9 ~ 0.0	8	3										6	17
		0.1 ~ 10.0	23	25	26							1	20	25	120
	Daily Min. Temp.	10.1 ~ 20.0			5	30	21	2			3	23	10		94
		20.1					9	27	31	31	27	7			132
		- 15.0													
		- 14.9 ~ - 5.0	10	7										9	26
	Daily Max. Precip.	- 4.9 ~ 0.0	14	17	12								10	20	73
		0.1 ~ 10.0	7	4	19	21	6				1	12	20	2	92
		10.1				9	25	29	31	31	29	19			173
		0.1mm	4	6	7	9	6	8	14	13	5	7		2	81
	Hourly Max. Precip.	10.0mm		1		4	1	1	5	5	2	3		1	23
		30.0mm				1				3	2	1			7
		80.0mm									1				1
		100.0mm									1				1
Daily Max. Wind Speed	1.0mm	2	5	5	7	4	7	13	10	4	6		2	65	
	6.0mm				3	1		6	5	2	2			19	
	10.0mm							3	4	2	2			11	
	20.0mm									1				1	
Daily Max. Wind Speed	30.0mm														
	0.5 ~ 3.3%			1					1	1		4	2	9	
	3.4 ~ 7.9%	18	12	20	16	25	29	30	29	28	29	14	12	262	
	8.0 ~ 13.8%	13	16	10	14	6		1	1	1	2	12	17	93	
10 - Day Summary	Mean Temp.	1st	62	26	56	142	178	213	263	297	229	203	119	25	
		2nd	5	40	85	152	194	226	275	260	226	166	71	0	
		3rd	5	43	90	162	211	238	285	258	210	140	64	26	
	Mean Max. Temp.	1st	127	82	125	209	249	284	306	358	286	261	202	94	
		2nd	66	108	167	226	272	302	329	308	285	222	141	60	
		3rd	67	112	148	242	298	295	337	319	281	218	139	90	
	Mean Min. Temp.	1st	5	- 22	- 9	78	113	149	240	248	182	158	45	- 32	
		2nd	- 43	- 32	7	86	117	163	236	227	174	124	9	- 55	
		3rd	- 49	- 21	34	84	135	192	241	206	154	74	3	- 31	
	Mean Wind Speed	1st	15	20	21	16	14	17	11	13	10	10	11	13	
		2nd	18	20	14	18	15	15	12	10	13	9	15	19	
		3rd	17	17	13	16	16	11	12	12	11	11	13	16	
Total Precip.	1st	35	60	15	655	260	290	750	10	455	995		15		
	2nd	5	40	70	240	40	110	85	990	1015	160				
	3rd	40	295	170	30	10	135	315	1020	20	5		100		

		Element	1	2	3	4	5	6	7	8	9	10	11	12		
(0.1 )	Air Temp.	Mean	28	28	57	123	170	205	262	266	220	168	90	32	137	
		Mean Max.	67	71	108	171	230	251	297	302	261	202	135	70	180	
		Mean Min.	- 10	- 19	3	74	113	163	234	235	179	133	39	- 7	95	
		Highest	131	138	161	226	282	288	330	356	301	280	210	133	356	
		Date	2	16	12	29	30	28	20	4	26	10	7	3	08/04	
		Lowest	- 61	- 61	- 46	- 7	77	106	200	175	113	43	- 11	- 42	- 61	
		Date	26	13	7	3	3	2	27	31	30	31	28	2	02/13	
(0.1mm)	Precip.	00~24h Total	105	205	270	365	130	345	1960	1650	1125	710	25	415	7305	
		Highest. 1	Daily	35	110	110	145	50	115	1025	710	645	440	10	180	1025
		Date	20	22	20	5	9	26	31	14	11	1	8	24	07/31	
		Hourly	15	20	35	35	25	90	610	325	310	65	10	75	610	
(0.1%)	Wind	Date	29	22	20	11	9	26	31	14	11	1	8	24	07/31	
		Mean Speed	41	41	29	29	21	21	27	24	22	31	32	32	29	
		Highest Gust Speed	184	163	138	124	112	96	122	127	115	149	164	159	184	
		Dir.	NW	N	NW	N	NNE	ESE	N	SSW	NNE	NNW	N	WNW	NW	
(0.1%)	Wind Directions Only	Date	20	20	1	11	6	20	31	20	17	29	18	16	01/20	
		NNE	64	62	57	67	73	53	77	79	67	83	89	71	89	
		NE	45	44	36	37	21	24	14	49	42	55	45	45	55	
		ENE	39	16	42	27	50	19	22	28	36	31	31	30	50	
(0.1%)	Hourly Occurrence Maximum Speed	E	36	33	34	20	56	50	42	66	45	36	35	52	66	
		ESE	21	35	11	36	31	62	48	46	29	39	19	38	62	
		SE	17	33	8	29	35	38	25	34	40	34	22	28	40	
		SSE	26	28	6	35	56	39	26	44	20	31	32	21	56	
(0.1%)	Hourly Occurrence Percentage	S	45	83	41	87	69	51	63	54	36	56	54	48	87	
		SSW	81	83	38	86	62	46	81	65	66	30	61	62	86	
		SW	68	68	62	60	47	49	46	63	31	32	52	99	99	
		WSW	47	44	46	37	50	49	43	44	22	15	45	44	50	
		W	62	32	50	44	47	41	36	32	25		48	54	62	
		WNW	94	30	53	41	43	39	29	39	30	24	59	65	94	
		NW	123	77	91	50	46	37	28	31	27	27	82	90	123	
		NNW	109	105	96	52	63	48	56	53	70	97	80	82	109	
		N	113	114	99	84	79	65	46	87	83	101	114	91	114	
		CALM	136	161	175	110	222	169	59	122	219	169	217	169	161	
		NNE	112	61	105	64	23	69	15	87	122	305	115	89	98	
		NE	65	16	30	21	12	21	4	28	69	70	40	69	37	
		ENE	24	1	20	8	11	7	9	8	39	30	24	23	17	
		E	11	4	9	8	22	19	17	22	67	31	18	12	20	
		ESE	3	10	4	19	24	33	24	62	33	15	4	4	20	
		SE	4	13	4	14	28	25	20	69	17	11	17	15	20	
SSE	8	9	1	25	23	19	51	56	7	11	21	9	20			
S	24	45	20	154	149	121	407	147	32	15	53	46	102			
SSW	24	33	34	122	112	106	243	118	42	20	36	71	80			
SW	17	31	23	75	95	67	83	52	18	11	33	24	44			
WSW	7	10	13	10	22	10	13	8	4	1	11	35	12			
W	13	6	27	6	31	32	5	15	18		24	19	16			
WNW	22	15	32	28	62	58	9	38	22	4	17	15	27			
NW	59	28	70	69	50	56	8	31	19	11	56	51	42			
NNW	218	211	147	90	42	86	12	32	69	40	74	121	94			
(0.1%)	N	254	344	286	176	74	101	17	105	201	257	242	228	189		

Element		1	2	3	4	5	6	7	8	9	10	11	12		
Number of Days With Classified	Daily Max. Temp.	0.0													
		0.1 ~ 10.0	25	23	10							5	24	87	
		10.1 ~ 20.0	6	5	21	24	6	1				13	23	7	106
		20.1 ~ 30.0				6	25	29	15	12	29	18	2		136
	Daily Mean Temp.	30.1							16	17	1				34
		- 5.0													
		- 4.9 ~ 0.0	7	2										4	13
		0.1 ~ 10.0	24	26	31	6							20	27	134
	Daily Min. Temp.	10.1 ~ 20.0				24	28	13			4	26	10		105
		20.1					3	17	31	29	26	5			111
		- 15.0													
		- 14.9 ~ - 5.0	1	6											7
	Daily Max. Precip.	- 4.9 ~ 0.0	22	14	15	1							2	18	72
		0.1 ~ 10.0	8	8	16	22	12					7	27	13	113
		10.1				7	19	30	31	29	30	24	1		171
		0.1mm	8	7	9	7	4	7	11	9	6	7	4	12	91
	Hourly Max. Precip.	10.0mm		1	1	2		1	5	4	3	1		1	19
		30.0mm							1	3	1	1			6
		80.0mm							1						1
		100.0mm							1						1
		1.0mm	4	4	7	6	3	5	10	6	5	7	1	7	65
Daily Max. Wind Speed	6.0mm						2	6	4	4	1		1	18	
	10.0mm							2	2	1				5	
	20.0mm							1	1	1				3	
	30.0mm							1	1	1				3	
Daily Max. Wind Speed	0.5 ~ 3.3%														
	3.4 ~ 7.9%	9	10	16	16	19	25	21	22	23	17	10	13	201	
	8.0 ~ 13.8%	15	13	15	14	12	5	10	9	7	13	19	16	148	
10 - Day Summary	Mean Temp.	13.9%	7	5							1	1	2	16	
		1st	56	21	42	104	159	189	253	281	227	197	118	46	
		2nd	15	29	59	126	163	201	259	263	223	165	78	12	
	Mean Max. Temp.	3rd	16	34	70	138	187	224	273	258	209	144	76	38	
		1st	100	50	90	153	217	231	278	324	266	228	172	85	
		2nd	50	84	121	169	225	255	297	298	258	194	119	44	
	Mean Min. Temp.	3rd	52	80	111	189	247	267	314	290	259	186	114	80	
		1st	13	- 9	- 18	60	107	147	232	251	190	169	61	- 1	
		2nd	- 22	- 34	- 2	81	102	149	229	234	184	133	27	- 21	
	Mean Wind Speed	3rd	- 20	- 11	27	82	127	192	240	223	163	99	29	0	
		1st	27	47	34	27	22	28	34	17	14	26	26	31	
		2nd	48	41	29	31	18	18	24	18	31	35	32	36	
Total Precip.	3rd	48	32	26	31	24	15	23	34	19	33	39	28		
	1st	30	60	25	170	130	115	470	10	390	600	10	90		
	2nd	35	35	110	180		95	465	1420	645	110	10	125		
(0.1mm)	3rd	40	110	135	15		135	1025	220	90		5	200		

		Element	1	2	3	4	5	6	7	8	9	10	11	12			
(0.1 )	Air Temp.	Mean	42	40	71	130	175	207	260	264	221	175	104	45	145		
		Mean Max.	70	75	109	169	225	251	295	300	254	203	139	77	181		
		Mean Min.	13	3	33	94	132	174	228	234	189	147	66	11	110		
		Highest	133	147	159	206	269	286	326	341	280	266	205	139	341		
		Date	2	16	12	29	30	28	20	4	25	10	7	3	08/04		
		Lowest	-38	-34	-14	36	104	141	199	199	139	82	23	-21	-38		
		Date	26	19	3	3	14	9	12	31	30	31	28	12	01/26		
(0.1mm)	Precip.	00~24h Total	105	240	250	425	120	165	1530	2625	910	1025	40	370	7805		
		Highest. 1	25	150	75	145	65	90	705	1140	435	785	20	215	1140		
		Daily	8	22	25	5	9	6	18	20	11	1	3	24	08/20		
		Date	8	22	25	26	9	6	18	20	11	1	3	24	10/01		
(0.1%)	Wind	Mean Speed	46	50	35	35	26	25	30	28	28	41	44	45	36		
		Highest Gust Speed	176	186	155	141	123	117	129	156	147	199	205	182	205		
		Dir.	NW	N	NNW	SW	NNW	SE	WSW	WSW	SW	N	NNE	NNW	NNE		
(0.1%)	Wind Directions Only	Date	20	20	2	14	26	6	8	20	11	29	18	16	11/18		
		Hourly Occurrence Maximum Speed	117	117	109	71	82	41	27	103	75	117	147	114	147		
		NNE	38	39	31	36	13	20	8	47	35	54	45	53	54		
		NE	39	33	38	35	20	21	42	48	42	51	62	66	66		
		ENE	47	27	62	56	44	29	21	44	67	52	40	37	67		
		E	45	25	30	44	62	56	53	65	89	59	35	31	89		
		ESE	22	53	19	31	59	67	42	77	55	54	28	30	77		
		SE	25	29	29	58	54	77	44	79	41	66	43	36	79		
		SSE	15	48	50	80	70	56	58	42	44	85	55	33	85		
		S	55	94	41	98	76	39	78	68	15	25	57	72	98		
		SSW	63	103	52	78	77	61	80	114	94	23	66	90	114		
		SW	58	66	65	76	65	61	56	64	67	43	65	48	76		
		WSW	58	41	73	57	51	59	42	72	50	18	61	87	87		
		W	97	57	78	65	62	72	32	62	38	28	90	71	97		
		WNW	105	72	103	55	54	53	43	50	36	30	88	102	105		
		NW	111	126	110	93	83	64	50	69	92	146	116	130	146		
		NNW	130	151	121	93	86	69	62	84	97	151	153	128	153		
		(0.1%)	Hourly Occurrence Percentage	CALM	55	85	144	59	121	111	74	79	117	71	113	120	96
				NNE	147	115	130	53	43	54	19	87	113	281	168	117	111
NE	86			21	24	28	8	18	3	43	69	149	71	59	49		
ENE	66			22	34	15	17	18	12	19	78	83	65	78	42		
E	30			22	24	15	38	25	27	23	64	23	29	17	28		
ESE	34			6	9	15	24	33	23	28	58	31	17	7	24		
SE	4			25	3	18	22	57	26	86	39	11	19	11	27		
SSE	12			15	8	28	44	71	51	91	8	16	32	28	34		
S	5			25	8	49	87	60	106	85	17	15	42	30	44		
SSW	13			34	11	72	89	40	255	69	8	4	38	28	55		
SW	16			34	12	137	87	65	188	86	43	9	18	24	60		
WSW	13			21	7	98	128	101	147	67	46	28	29	30	60		
W	7			13	27	25	34	35	17	38	32	5	19	36	24		
WNW	20			12	31	27	65	44	9	58	19	7	18	30	28		
NW	42			43	77	60	67	71	7	39	24	15	56	44	45		
NNW	177			167	112	76	62	68	11	31	75	32	89	130	85		
N	273			339	340	223	65	128	26	71	190	219	178	211	187		

Element		1	2	3	4	5	6	7	8	9	10	11	12		
Number of Days With Classified	Daily Max. Temp.	0.0													
		0.1 ~ 10.0	25	22	10							3	22	82	
		10.1 ~ 20.0	6	6	21	23	8					15	25	9	113
		20.1 ~ 30.0				6	23	30	17	16	30	16	2		140
	30.1							14	15					29	
	Daily Mean Temp.	- 5.0													
		- 4.9 ~ 0.0		1										1	2
		0.1 ~ 10.0	31	27	31	3							12	30	134
		10.1 ~ 20.0				26	29	11			2	26	18		112
	20.1					2	19	31	31	28	5			116	
	Daily Min. Temp.	- 15.0													
		- 14.9 ~ - 5.0													
		- 4.9 ~ 0.0	10	12	2									13	37
		0.1 ~ 10.0	21	16	29	17						1	27	18	129
	10.1				12	31	30	31	31	30	30	3		198	
	Daily Precip.	0.1mm	9	8	8	7	4	5	9	10	7	7	3	11	88
		10.0mm		1		1				2	6	3	2	1	16
		30.0mm								2	3	1	1		7
		80.0mm									1				1
		100.0mm									1				1
Hourly Max. Precip.	1.0mm	4	4	5	6	2	4	7	8	7	5	2	5	59	
	6.0mm								4	5	2	1	1	13	
	10.0mm								2	3	1	1		7	
	20.0mm								2	2	1	1		6	
	30.0mm										1	1		2	
Daily Max. Wind Speed	0.5 ~ 3.3%	1	1											2	
	3.4 ~ 7.9%	8	6	14	10	16	18	17	18	17	13	9	10	156	
	8.0 ~ 13.8%	14	11	13	18	15	12	14	12	12	16	13	6	156	
	13.9%	8	10	4	1					1	1	2	8	15	50
10 - Day Summary	Mean Temp.	1st	71	30	55	114	162	191	255	278	227	200	131	59	
		2nd	31	43	73	133	170	205	258	257	223	173	93	24	
		3rd	26	49	83	146	191	225	266	256	213	156	87	52	
	Mean Max. Temp.	1st	100	54	95	155	210	229	282	321	258	228	173	94	
		2nd	55	88	117	168	222	252	296	291	253	197	124	54	
		3rd	57	85	114	185	241	271	305	290	251	185	119	82	
	Mean Min. Temp.	1st	37	7	11	77	122	159	229	244	196	176	89	19	
		2nd	5	- 9	29	99	124	170	222	232	194	150	62	- 5	
		3rd	- 2	14	55	106	148	194	234	228	179	118	48	18	
	Mean Wind Speed	1st	32	56	40	30	27	34	40	21	19	35	36	42	
		2nd	54	51	33	38	22	23	26	25	39	41	45	51	
		3rd	52	41	33	38	29	18	24	38	26	46	52	41	
	Total Precip.	1st	55	45	5	180	120	100	650	65	420	990	20	40	
		2nd	20	45	75	175		20	800	2270	435	35	20	105	
		3rd	30	150	170	70		45	80	290	55			225	

Element		1	2	3	4	5	6	7	8	9	10	11	12				
(0.1 )	Air Temp.	Mean	32	33	70	135	178	212	261	265	218	168	90	28	141		
		Mean Max.	78	87	134	204	247	269	302	317	271	219	153	79	197		
		Mean Min.	- 13	- 19	9	71	115	167	230	226	172	125	31	- 16	92		
		Highest	153	151	198	262	298	315	337	367	299	286	226	142	367		
		Date	2	19	19	30	29	19	24	6	1	10	10	23	08/06		
		Lowest	- 67	- 66	- 47	- 9	63	116	197	166	102	38	- 14	- 52	- 67		
		Date	26	19	7	3	7	2	27	27	30	31	25	2	01/26		
(0.1mm)	Precip.	00~24h Total	140	315	255	345	195	355	455	2945	935	1230	25	410	7605		
		Highest. 1 Daily	30	140	65	160	100	250	175	1005	575	865	10	210	1005		
		Date	20	22	31	5	9	6	8	14	6	1	3	24	08/14		
		Hourly Date	15	25	30	50	25	60	125	550	230	225	10	100	550		
(0.1%)	Wind	Mean Speed	24	26	25	21	17	17	9	16	17	20	18	19	19		
		Highest Gust Speed	164	138	160	126	150	108	123	117	126	131	138	155	164		
		Dir.	WNW	WNW	W	W	WNW	ESE	W	E	E	WNW	WNW	WNW	WNW		
(0.1%)	Wind Directions Only	Date	20	10	2	18	26	6	11	14	15	29	3	16	01/20		
		Hourly Occurrence Maximum Speed	45	47	39	47	30	33	34	43	28	47	62	47	62		
		NNE	38	37	41	47	18	31	15	62	45	64	45	41	64		
		NE	63	14	64	60	39	48	60	62	69	78	37	36	78		
		ENE	63	59	63	51	76	61	49	74	63	51	38	31	76		
		E	56	26	44	35	69	51	44	56	53	32	23	9	69		
		ESE	6	30	10	30	20	41	18	27	19	26	11	9	41		
		SE	9	18	15	23	16	14	11	15	16	8	12	9	23		
		SSE	9	19	13	26	17	11	12	9	8	11	9	14	26		
		S	11	40	19	26	17	18	27	19	26	11	11	12	40		
		SSW	9	59	26	55	26	23	28	32	50	17	20	26	59		
		SW	39	75	57	67	32	25	45	36	62	58	20	68	75		
		WSW	73	77	87	75	54	52	65	48	67	44	74	92	92		
		W	96	78	92	84	97	66	36	54	48	66	81	93	97		
		WNW	54	54	50	53	40	47	34	38	36	46	44	42	54		
		NW	46	61	46	35	29	35	14	29	34	43	40	43	61		
		NNW	53	54	52	40	34	20	22	45	31	42	44	37	54		
		(0.1%)	Hourly Occurrence Percentage	CALM	85	94	106	151	199	197	407	181	175	122	207	208	178
				NNE	77	37	24	19	13	22	19	27	21	54	69	94	40
				NE	43	33	23	57	52	40	27	39	40	97	68	52	48
ENE	52			31	58	65	69	76	56	52	124	128	47	47	67		
E	55			30	65	50	74	97	82	114	113	56	29	44	68		
ESE	11			7	9	28	62	51	50	86	39	27	21	4	33		
SE	3			13	11	39	55	64	39	65	26	15	15	15	30		
SSE	7			15	28	44	42	28	23	20	21	5	10	5	21		
S	11			15	20	22	22	19	23	11	14	4	4	4	14		
SSW	13			15	32	40	23	14	47	15	11	7	7	5	19		
SW	5			16	15	38	20	28	78	36	14	9	7	9	23		
WSW	16			19	17	33	13	21	71	40	28	17	17	19	26		
W	52			57	77	50	75	61	34	69	58	60	78	79	63		
WNW	310			341	312	249	194	196	19	129	131	137	175	207	199		
NW	102			128	110	57	55	50	16	54	90	114	100	87	80		
NNW	71			52	58	31	16	29	3	38	53	86	61	51	46		
N	86			97	35	26	16	6	7	24	43	60	85	67	46		

Element		1	2	3	4	5	6	7	8	9	10	11	12		
Number of Days With Classified	Daily Max. Temp.	0.0													
		0.1 ~ 10.0	21	17	5								2	22	67
		10.1 ~ 20.0	10	11	26	12	3	1				8	25	9	105
		20.1 ~ 30.0				18	28	25	11	6	30	23	3		144
	Daily Mean Temp.	30.1						4	20	25					49
		- 5.0													
		- 4.9 ~ 0.0	4	2										4	10
		0.1 ~ 10.0	27	26	28	3							20	27	131
	Daily Min. Temp.	10.1 ~ 20.0			3	27	26	8			3	26	10		103
		20.1					5	22	31	31	27	5			121
		- 15.0													
		- 14.9 ~ - 5.0	3	3										1	7
	Daily Max. Precip.	- 4.9 ~ 0.0	20	19	14	1							6	20	80
		0.1 ~ 10.0	8	6	17	23	8					9	24	10	105
		10.1				6	23	30	31	31	30	22			173
		0.1mm	11	9	8	6	5	5	11	9	6	7	4	10	91
	Hourly Max. Precip.	10.0mm		1		1	1	1	1	6	2	3		1	17
		30.0mm								3	1	1			5
80.0mm									2		1			3	
100.0mm									1					1	
1.0mm		5	6	6	5	4	4	8	8	6	5	1	9	67	
Daily Max. Wind Speed	6.0mm						1	1	4	2	1		1	10	
	10.0mm							1	3	2	1		1	8	
	20.0mm								3	1	1			5	
	30.0mm								3					3	
Daily Max. Wind Speed	0.5 ~ 3.3%				1	3	6	7			3	2	4	26	
	3.4 ~ 7.9%	9	5	14	9	15	12	21	23	23	12	14	9	166	
	8.0 ~ 13.8%	20	23	15	20	12	12	3	8	7	16	14	16	166	
	13.9%	2		2		1							2	7	
10 - Day Summary	Mean Temp.	1st	66	24	50	120	164	199	250	283	226	198	119	37	
		2nd	15	35	75	134	174	209	260	256	221	167	73	11	
		3rd	16	40	84	150	194	228	271	255	208	142	77	36	
	Mean Max. Temp.	1st	115	64	111	187	223	253	280	343	274	244	189	94	
		2nd	59	101	151	197	249	274	303	304	268	209	137	55	
		3rd	63	98	141	228	267	281	321	304	271	207	133	88	
	Mean Min. Temp.	1st	17	- 7	- 13	65	104	149	227	244	184	163	54	- 10	
		2nd	- 28	- 31	6	74	107	160	228	223	175	130	17	- 29	
		3rd	- 27	- 17	33	75	132	193	234	214	156	85	20	- 9	
	Mean Wind Speed	1st	24	28	27	23	19	23	10	16	13	16	15	17	
		2nd	26	25	22	23	17	18	7	16	23	23	18	21	
		3rd	23	25	27	18	15	10	10	16	16	20	22	19	
Total Precip.	1st	50	85	30	210	180	275	320	40	650	1180	15	90		
	2nd	40	90	60	130	15	15	110	1485	245	50	5	95		
	3rd	50	140	165	5		65	25	1420	40		5	225		

		Element	1	2	3	4	5	6	7	8	9	10	11	12			
(0.1 )	Air Temp.	Mean	46	45	73	131	169	198	255	259	215	175	106	50	144		
		Mean Max.	78	81	116	176	222	243	286	296	253	206	144	80	182		
		Mean Min.	19	9	36	90	115	156	225	220	174	138	61	16	105		
		Highest	137	148	169	226	267	283	323	335	281	265	212	132	335		
		Date	2	16	19	16	22	18	20	6	1	10	10	23	08/06		
		Lowest	-34	-36	-2	30	0	0	191	0	0	0	0	-20	-36		
		Date	26	19	16	3	25	19	12	10	12	1	21	2	02/19		
(0.1mm)	Precip.	00~24h Total	95	335	205	285	165	193	825	1975	985	360	25	290	5738		
		Highest. 1 Daily	25	205	70	120	90	105	605	860	505	155	20	190	860		
		Date	8	22	20	5	9	6	8	14	6	5	24	24	08/14		
		Hourly	15	45	30	50	30	25	540	475	180	45	15	110	540		
(0.1%)	Wind	Date	12	22	28	5	9	6	8	14	6	6	24	24	07/08		
		Mean Speed	44	49	32	31	26	25	27	28	24	28	32	38	32		
		Highest Gust Speed * Dir.	205	226	180	193	145	165	161	154	139	215	193	207	226		
(0.1%)	Wind Directions Only	Date	30	20	21	14	9	6	8	13	17	29	18	24	02/20		
		Hourly Occurrence Maximum Speed	39	41	40	41	30	35	29	40	31	39	42	40	42		
		NNE	44	37	41	32	25	27	28	47	35	46	44	42	47		
		NE	38	32	44	23	23	25	31	46	32	41	39	36	46		
		ENE	42	33	38	41	39	48	50	46	42	47	40	61	61		
		E	61	74	51	74	83	105	74	84	71	64	50	40	105		
		ESE	42	60	32	54	70	70	66	87	66	81	48	48	87		
		SE	39	81	45	105	54	72	67	68	44	102	48	41	105		
		SSE	34	72	39	110	54	40	80	55	55	74	53	48	110		
		S	47	42	39	48	32	27	35	36	38	50	54	42	54		
		SSW	55	48	41	36	40	26	31	35	31	51	68	66	68		
		SW	75	77	70	62	45	22	22	44	41	64	79	91	91		
		WSW	111	139	107	78	63	54	44	64	76	113	107	108	139		
		W	124	135	114	89	77	63	48	61	89	139	108	111	139		
		WNW	118	103	109	84	63	73	24	50	67	43	85	115	118		
		NW	88	78	53	51	54	41	19	44	23	24	62	74	88		
		NNW	26	30	27	33	21	27	22	28	28	21	48	31	48		
		(0.1%)	Hourly Occurrence Percentage	CALM	40	46	97	63	134	135	90	94	146	69	113	62	91
				NNE	40	52	103	42	31	70	17	62	89	63	46	47	55
				NE	62	24	46	18	8	22	4	30	43	82	42	40	35
				ENE	27	9	19	14	8	11	11	13	32	40	45	24	21
				E	22	15	27	19	34	28	17	38	33	46	31	53	30
				ESE	78	36	38	83	129	164	122	181	136	90	54	32	96
				SE	23	16	12	33	55	70	59	91	43	67	46	32	46
				SSE	34	12	23	63	90	78	112	71	35	62	42	23	54
				S	13	51	3	139	87	63	326	94	53	70	31	38	81
				SSW	31	21	26	67	51	21	85	36	29	58	35	32	41
				SW	32	25	17	43	31	17	74	26	22	34	39	39	33
				WSW	73	58	42	28	16	18	31	19	24	77	68	77	44
				W	174	247	133	81	47	58	16	32	69	85	103	170	100
				WNW	241	247	184	106	140	92	16	94	114	73	120	208	136
				NW	73	85	132	111	87	85	7	59	75	38	126	71	79
NNW	27			39	54	58	31	33	3	36	19	18	40	32	32		
N	9	16	46	32	20	36	9	23	38	28	20	19	25				



Element		1	2	3	4	5	6	7	8	9	10	11	12		
Number of Days With Classified	Daily Max. Temp.	0.0													
		0.1 ~ 10.0	23	21	7								2	22	75
		10.1 ~ 20.0	8	7	24	23	8	1				13	27	9	120
		20.1 ~ 30.0				7	23	29	24	18	30	18	1		150
	30.1							7	13					20	
	Daily Mean Temp.	- 5.0													
		- 4.9 ~ 0.0		1											1
		0.1 ~ 10.0	31	27	30	2							11	31	132
		10.1 ~ 20.0			1	28	30	14			3	26	19		121
	20.1					1	16	31	31	27	5			111	
	Daily Min. Temp.	- 15.0													
		- 14.9 ~ - 5.0													
		- 4.9 ~ 0.0	8	10	3		1	1		1	1	1	1	10	37
		0.1 ~ 10.0	23	18	28	18	8	1				1	27	21	145
	10.1				12	22	28	31	30	29	29	2		183	
Daily Precip.	0.1mm	9	8	5	6	4	5	6	10	7	5	2	7	74	
	10.0mm		1		1		1	2	6	2	2		1	16	
	30.0mm							1	2	2				5	
	80.0mm								1					1	
	100.0mm														
Hourly Max. Precip.	1.0mm	4	6	5	6	2	3	3	9	5	4	1	5	53	
	6.0mm							2	5	2			1	10	
	10.0mm							1	3	2			1	7	
	20.0mm							1	1					2	
	30.0mm							1	1					2	
Daily Max. Wind Speed	0.5 ~ 3.3%														
	3.4 ~ 7.9%	3	4	8	7	14	11	13	7	15	9	10	7	108	
	8.0 ~ 13.8%	16	10	15	19	15	18	16	22	14	19	9	9	182	
	13.9%	12	14	8	4	2	1	2	2	1	3	11	15	75	
10 - Day Summary	Mean Temp.	1st	77	35	58	115	158	184	250	273	219	199	132	63	
		2nd	34	49	78	132	163	197	253	253	219	172	94	32	
		3rd	30	54	83	145	186	213	261	252	206	155	92	55	
	Mean Max. Temp.	1st	108	60	100	161	201	227	272	314	258	230	175	96	
		2nd	61	96	128	174	221	248	288	287	253	199	132	58	
		3rd	65	88	119	194	241	254	297	288	248	191	126	85	
	Mean Min. Temp.	1st	48	14	19	77	116	141	223	219	185	150	87	18	
		2nd	10	- 4	34	94	109	143	220	222	168	150	50	6	
		3rd	2	18	52	99	121	184	233	219	170	117	45	22	
	Mean Wind Speed	1st	35	55	41	32	33	30	34	31	15	27	29	35	
		2nd	48	48	28	34	20	27	18	27	28	26	32	45	
		3rd	49	43	29	27	25	19	29	26	27	31	34	36	
Total Precip.	1st	50	75		155	150	110	635	140	605	310		45		
	2nd	25	55	70	115	15		185	1555	325	50	5	55		
	3rd	20	205	135	15		83	5	280	55		20	190		

Element		1	2	3	4	5	6	7	8	9	10	11	12				
(0.1 )	Air Temp.	Mean	25	24	58	115	171	206	261	266	221	170	97	27	137		
	Mean Max.	51	52	91	150	213	240	288	295	252	194	125	56	167			
	Mean Min.	0	1	35	90	142	184	242	243	198	148	69	-2	113			
	Highest	100	103	143	208	272	277	325	344	280	259	201	119	344			
	Date	6	28	18	15	30	27	30	6	26	8	7	3	08/06			
	Lowest	-61	-40	-12	50	118	155	215	198	168	82	18	-66	-66			
	Date	23	10	7	2	1	4	15	30	30	31	30	12	12/12			
(0.1mm)	Precip.	00~24h Total	100	175	220	505	600	280	4590	1340	1205	360	60	490	9925		
	Highest. 1	Daily	40	70	75	185	290	160	2575	345	585	240	25	340	2575		
	Date	20	22	1	17	9	6	15	9	27	1	23	24	07/15			
	Hourly	25	40	40	55	115	55	1050	145	255	55	15	140	1050			
(0.1%)	Wind	Date	20	20	1	17	24	26	15	9	27	1	10	24	07/15		
	Mean Speed	39	38	29	27	20	20	20	26	31	40	38	39	31			
	Highest Gust Speed	190	162	142	133	125	124	143	139	137	181	167	164	190			
	* Dir.	NW	NW	NNE	NW	WSW	S	WSW	NNE	ENE	NW	NW	NNW	NW			
(0.1%)	Wind Directions Only	Date	20	10	1	26	13	6	17	29	27	29	23	11	01/20		
		Hourly Occurrence Maximum Speed	92	95	57	46	56	56	23	86	81	90	97	100	100		
		NNE	59	47	39	62	36	38	27	75	82	92	51	67	92		
		NE	59	51	50	69	43	38	27	87	103	107	51	71	107		
		ENE	57	49	43	47	51	71	41	53	46	53	50	58	71		
		E	57	22	29		21	31	33	30	34	35	57	48	57		
		ESE	25	25	11	56	19	18	31	39	21	16	27	39	56		
		SE	30	33	26	35	24	34	42	48	24	23	19	28	48		
		SSE	86	61	35	82	41	89	75	65	26	15	75	72	89		
		S	40	55	21	45	37	50	42	58	32	20	66	47	66		
		SSW	70	82	55	74	65	66	85	77	63	28	75	56	85		
		SW	51	40	58	70	60	24	77	37	41	9	48	55	77		
		WSW	56	10	36	33	32	26	14	19	15	9	66	38	66		
		W	84	33	46	38	37	56	29	18	24	18	74	70	84		
		WNW	128	109	94	89	76	53	47	59	72	126	109	110	128		
		NW	66	72	61	57	49	42	52	45	49	55	67	78	78		
		NNW	92	87	90	98	67	69	38	94	89	94	97	80	98		
		(0.1%)	Hourly Occurrence Percentage	N	15	34	74	29	75	84	62	74	56	24	35	11	48
				CALM	79	80	52	49	34	56	16	62	92	173	66	85	70
				NNE	65	34	47	58	56	40	12	60	90	100	41	50	55
NE	155			70	34	39	50	20	20	62	207	190	71	105	86		
ENE	68			16	12	18	26	32	22	73	39	63	68	78	43		
E	27			13	4		4	10	9	34	21	13	38	52	19		
ESE	10			7	3	4	3	6	13	27	8	11	15	16	10		
SE	22			24	23	13	32	17	40	30	10	8	8	31	22		
SSE	38			46	20	95	93	69	108	77	31	7	57	108	62		
S	33			54	13	130	86	68	216	67	29	8	56	54	68		
SSW	12			45	32	138	121	87	259	114	49	15	53	26	80		
SW	19			16	44	52	85	55	91	43	28	8	50	26	43		
WSW	11			6	38	19	59	23	19	24	7	1	27	30	22		
W	20			19	62	67	70	72	19	23	18	7	21	9	34		
WNW	244			327	298	134	132	202	63	93	118	105	202	168	172		
NW	73			94	101	43	26	49	16	39	54	50	66	67	56		
NNW	109	113	142	113	50	110	13	99	144	216	125	86	110				

Element		1	2	3	4	5	6	7	8	9	10	11	12		
Number of Days With Classified	Daily Max. Temp.	0.0	2	1										4	7
		0.1 ~ 10.0	28	26	19	2							6	24	105
		10.1 ~ 20.0		1	12	26	12	1				21	20	3	96
		20.1 ~ 30.0				2	19	27	23	14	30	10	1		126
		30.1							8	17					25
	Daily Mean Temp.	- 5.0													
		- 4.9 ~ 0.0	7	3										7	17
		0.1 ~ 10.0	23	25	31	8							16	24	127
		10.1 ~ 20.0				22	28	11			2	28	11		102
	Daily Min. Temp.	20.1					3	17	31	31	28	3			113
		- 15.0													
		- 14.9 ~ - 5.0	1											3	4
		- 4.9 ~ 0.0	16	14	1									13	44
	Daily Precip.	0.1 ~ 10.0	13	14	30	22						2	21	15	117
		10.1				8	31	28	31	31	30	29	6		194
		0.1mm	5	7	8	5	5	4	16	11	4	6	4	8	83
		10.0mm				2	2	1	7	5	2	1		1	21
		30.0mm							4	1	2			1	8
	Hourly Max. Precip.	80.0mm							1						1
		100.0mm							1						1
1.0mm		3	3	6	5	5	4	11	9	4	4	3	7	64	
6.0mm						2		8	5	2			1	18	
10.0mm						1		5	3	2			1	12	
Daily Max. Wind Speed	20.0mm							5		1				6	
	30.0mm							2						2	
	0.5 ~ 3.3%					1								1	
Daily Max. Wind Speed	3.4 ~ 7.9%	9	8	16	10	17	19	18	18	14	13	9	8	159	
	8.0 ~ 13.8%	14	12	14	20	13	9	12	12	16	14	9	15	160	
	13.9%	7	8	1				1	1		4	9	8	39	
10 - Day Summary	Mean Temp.	1st	60	13	40	97	157	187	251	285	230	193	130	46	
		2nd	12	26	63	117	165	205	259	260	221	167		- 1	
		3rd	3	33	69	131	189	224	272	254	212	150	69	37	
	Mean Max. Temp.	1st	83	36	72	130	205	221	275	320	261	221	160	73	
		2nd	40	60	101	155	204	238	290	288	249	188		34	
		3rd	31	63	100	164	227	258	299	280	247	174	97	60	
	Mean Min. Temp.	1st	40	- 2	16	73	128	164	234	258	206	173	103	11	
		2nd	- 12	- 2	37	94	137	181	235	235	201	147		- 34	
		3rd	- 25	9	51	104	159	203	255	235	186	125	40	14	
	Mean Wind Speed	1st	31	44	33	25	22	27	23	19	23	31	33	39	
		2nd	42	38	27	29	18	20	20	22	44	48		43	
		3rd	43	32	26	27	21	15	19	35	27	39	44	35	
Total Precip.	1st		20	105	200	340	180	770	350	120	280	30	110		
	2nd	40	85	10	305			3240	785	500	75		40		
	3rd	60	70	105		260	100	580	205	585	5	30	340		

Element		1	2	3	4	5	6	7	8	9	10	11	12				
(0.1 )	Air Temp.	Mean	36	37	67	134	170	202	267	262	217	165	89	31	140		
	Mean Max.	75	84	122	190	233	252	303	305	260	211	146	77	188			
	Mean Min.	- 6	- 12	13	77	107	154	235	224	177	124	33	- 12	93			
	Highest	140	154	173	242	292	302	338	347	285	272	208	134	347			
	Date	2	16	19	29	30	19	20	6	13	10	10	3	08/06			
	Lowest	- 64	- 59	- 40	1	62	92	197	146	103	52	- 12	- 52	- 64			
	Date	28	19	7	3	7	4	12	27	30	31	25	15	01/28			
(0.1mm)	Precip.	00~24h Total	145	375	590	380	335	695	455	2315	915	880	85	180	7350		
		Highest. 1 Daily	65	235	305	155	170	375	190	1250	315	520	50	120	1250		
	Hourly	25	35	65	65	50	95	155	495	140	95	40	90	495			
	Date	8	22	25	5	9	29	8	14	6	1	7	24	08/14			
(0.1%)	Wind	Mean Speed	20	22	15	16	14	12	18	13	15	16	15	16	16		
		Highest Gust Speed	144	138	124	154	99	101	168	85	129	128	119	123	168		
		Dir.	NNE	S	NE	SW	NNE	W	S	SE	NNE	NNE	NNE	NNE	S		
(0.1%)	Wind Directions Only	Date	20	19	2	5	26	6	15	24	15	29	18	24	07/15		
		Hourly Occurrence Maximum Speed	61	56	59	57	40	36	27	37	65	65	55	48	65		
		NNE	45	45	38	38	33	36	28	29	61	47	44	36	61		
		NE	19	22	28	33	24	27	24	18	22	18	21	16	33		
		ENE	24	13	11	21	15	16	15	22	19	9	9	10	24		
		E	30	13	18	16	23	17	13	18	21	7		12	30		
		ESE		17	12	15	21	21	17	17	24	16	9	13	24		
		SE	15	19	17	25	29	28	22	22	22	34	17	13	34		
		SSE	18	70	16	29	24	24	38	28	20	19	14	13	70		
		S	31	69	25	66	61	32	58	43	54	51	26	39	69		
		SSW	21	52	47	56	52	39	54	45	48	35	28	39	56		
		SW	19	20	18	55	44	33	28	25	23	36	15	16	55		
		WSW	15	8	12	25	13	36	14	18	21	37	9	14	37		
		W	9	5	14	20	11	8		13	10	14		9	20		
		WNW	8	22	17	17	6	22		15	15	20	11	12	22		
		NW	18	19	19	13	18	23	9	21	20	25	23	11	25		
		NNW	42	36	39	43	37	31	21	30	28	41	48	40	48		
		N	132	134	196	189	242	271	145	220	190	204	264	226	201		
		(0.1%)	Hourly Occurrence Percentage	CALM	509	461	269	140	101	99	62	125	263	264	297	386	247
				NNE	108	76	86	86	62	96	79	69	151	182	59	101	96
				NE	11	25	38	28	35	42	23	39	22	24	13	13	26
				ENE	7	6	5	11	17	28	12	30	11	4	4	3	12
				E	3	4	3	11	22	6	12	12	8	3		5	7
				ESE		10	12	18	27	51	19	27	19	9	10	5	17
				SE	1	9	13	24	42	50	34	38	15	15	14	3	21
				SSE	8	10	7	17	35	21	50	46	11	13	10	7	20
				S	22	40	38	108	75	58	276	85	42	32	40	36	71
SSW	63			98	159	217	212	167	224	156	117	125	164	118	152		
SW	26			28	47	61	70	40	40	51	33	13	24	27	39		
WSW	7			6	16	18	16	8	4	7	10	5	4	5	9		
W	5			1	4	8	5	8		4	3	8		3	4		
WNW	8			1	8	4	1	4		9	4	5	3	5	5		
NW	17			18	9	7	9	8	1	16	15	26	10	4	12		
NNW	74	70	90	53	28	43	19	67	85	66	83	52	61				

Element		1	2	3	4	5	6	7	8	9	10	11	12		
Number of Days With Classified	Daily Max. Temp.	0.0													
		0.1 ~ 10.0	22	18	5								2	23	70
		10.1 ~ 20.0	9	10	26	21	4					13	26	8	117
		20.1 ~ 30.0				9	27	29	13	12	30	18	1		139
	Daily Mean Temp.	30.1						1	18	19					38
		- 5.0												4	8
		- 4.9 ~ 0.0	3	1											
		0.1 ~ 10.0	28	27	31	3							21	27	137
	Daily Min. Temp.	10.1 ~ 20.0				27	27	15			4	27	8		108
		20.1					4	15	31	31	26	4			111
		- 15.0												2	4
		- 14.9 ~ - 5.0	1	1											
	Daily Precip.	- 4.9 ~ 0.0	22	19	13								5	19	78
		0.1 ~ 10.0	8	8	18	20	15	1				11	23	10	114
		10.1				10	16	29	31	31	30	20	1		168
		0.1mm	7	7	9	6	5	4	7	8	8	8	4	5	78
	Hourly Max. Precip.	10.0mm		1	2	1	1	2	2	3	3	2		1	18
		30.0mm			1			1		2	1	1			6
		80.0mm								1					1
		100.0mm								1					1
		1.0mm	3	5	8	5	4	4	5	7	6	6	2	3	58
Daily Max. Wind Speed	6.0mm			1	1		1	2	3	3	2		1	14	
	10.0mm							1	3	2				6	
	20.0mm								2					2	
	30.0mm								2					2	
Daily Max. Wind Speed	0.5 ~ 3.3%											1	1	2	
	3.4 ~ 7.9%	17	11	23	20	26	29	19	30	25	24	15	15	254	
	8.0 ~ 13.8%	13	17	8	8	5	1	11	1	5	7	13	15	104	
	13.9%	1			2				1					4	
10 - Day Summary	Mean Temp.	1st	70	29	50	119	158	190	263	277	223	200	117	39	
		2nd	17	42	70	137	164	198	265	254	224	162	73	15	
		3rd	21	40	81	146	187	218	274	256	203	135	75	37	
	Mean Max. Temp.	1st	108	60	101	173	210	242	290	322	265	238	178	92	
		2nd	58	101	138	190	233	252	303	294	260	201	132	55	
		3rd	61	93	127	205	254	262	315	300	253	196	126	85	
	Mean Min. Temp.	1st	25	2	- 2	68	106	134	234	245	185	166	57	- 8	
		2nd	- 25	- 21	6	82	95	146	229	222	189	127	21	- 26	
		3rd	- 17	- 19	33	80	118	183	242	208	156	82	20	- 3	
	Mean Wind Speed	1st	19	24	18	16	14	15	25	12	12	16	13	13	
		2nd	20	23	14	19	14	12	17	10	23	17	15	19	
		3rd	22	18	12	14	13	9	14	16	11	15	16	15	
Total Precip.	1st	95	95	20	215	245	245	215	780	410	820	60	25		
	2nd	10	45	100	160	90	75	225	1440	285	60	5	30		
	3rd	40	235	470	5		375	15	95	220		20	125		

2017

Element		1	2	3	4	5	6	7	8	9	10	11	12				
(0.1 )	Air Temp.	Mean	43	46	81	144	179	204	248	270	231	183	110	44	149		
		Mean Max.	75	83	118	183	222	237	282	301	261	215	147	76	183		
		Mean Min.	14	9	47	112	144	177	220	246	206	156	73	11	118		
		Highest	134	152	164	231	282	274	324	345	284	256	207	135	345		
		Date	2	16	19	30	29	18	24	6	13	2	10	24	08/06		
		Lowest	-40	-18	8	63	120	146	190	210	147	99	20	-22	-40		
		Date	15	19	7	2	3	2	12	27	30	30	30	12	01/15		
(0.1mm)	Precip.	00~24h Total	50	135	285	505	330	1015	1205	1650	1310	1555			8040		
		Highest. 1	Daily	30	45	85	295	205	485	735	1170	540	1115			1170	
			Date	8	22	31	6	9	29	6	14	6	1			08/14	
		Hourly	Date	15	35	40	115	60	140	385	360	275	420			420	
Date	8		17	28	6	9	29	6	14	11	1			10/01			
(0.1%)	Wind	Mean Speed	53	57	38	34	28	26	18	27	30	29	40	48	36		
		Highest Gust Speed	193	171	173	141	143	119	117	119	137	181	165	187	193		
		Dir.	WNW	NW	WNW	NNW	NW	NNW	WSW	ENE	W	WNW	NW	WNW	WNW		
(0.1%)	Wind Directions Only	Date	20	9	2	12	26	3	11	14	11	29	11	24	01/20		
		Hourly Occurrence Maximum Speed	20	19	22	14	16	18	7	15	53	35	20	12	53		
		NNE	20		25	18	10	12	20	17	23	24	11	10	25		
		NE	48	52	46	87	64	64	57	77	86	73	22	13	87		
		ENE	49	54	60	95	71	78	63	76	82	64	27	46	95		
		E	24	43	41	64	56	67	61	64	50	64	39	7	67		
		ESE	18	26	21	41	43	64	56	66	35	68	16	21	68		
		SE	30	41	41	74	44	70	37	54	34	92	28	30	92		
		SSE	25	31	37	62	38	35	36	28	33	61	19	31	62		
		S	11	23	21	23	26	24	26	19	12	18	14	14	26		
		SSW			29	17	24	12	20	13	17	16	9	18	29		
		SW	18	9	13	28	16	14	24	32	31	18	14	15	32		
		WSW	121	78	87	92	82	67	69	58	76	36	96	85	121		
		W	143	134	128	114	103	77	61	63	84	125	116	152	152		
		WNW	140	136	136	106	115	85	57	84	74	137	136	123	140		
		NW	98	87	94	82	67	84	25	73	67	111	111	89	111		
		NNW	45	39	47	63	19	7	15	24	58	49	26	42	63		
		N	66	85	155	85	122	131	175	93	81	131	157	172	121		
		(0.1%)	Hourly Occurrence Percentage	CALM	3	5	5	11	8	11	3	17	42	55	10	5	15
				NNE	4		7	13	8	11	7	11	15	11	7	4	8
NE	43			17	42	32	38	56	19	78	169	129	11	3	53		
ENE	8			15	32	71	81	119	113	122	79	30	7	5	57		
E	1			23	13	65	63	99	117	112	33	35	18	1	49		
ESE	1			5	7	17	35	31	38	44	18	13	1	4	18		
SE	7			14	31	69	69	93	130	87	22	26	15	7	48		
SSE	8			14	51	63	70	96	148	44	11	22	7	4	45		
S	1			5	5	13	31	17	66	13	3	4	6	1	14		
SSW					7	6	13	13	13	7	4	4	1	3	6		
SW	5			3	9	17	20	14	9	12	13	5	7	3	10		
WSW	43			76	74	128	126	86	65	87	74	15	69	59	75		
W	197			220	185	196	184	149	69	101	124	51	188	185	153		
WNW	400			452	253	163	94	60	16	91	154	131	314	370	206		
NW	171	62	90	32	22	14	3	63	110	175	149	153	87				
NNW	42	8	34	22	16	3	11	16	49	164	33	20	35				

Element		1	2	3	4	5	6	7	8	9	10	11	12		
Number of Days With Classified	Daily Max. Temp.	0.0													
		0.1 ~ 10.0	23	19	5							3	26	76	
		10.1 ~ 20.0	8	9	26	24	4	1				9	26	5	112
		20.1 ~ 30.0				6	27	29	27	19	30	22	1		161
	30.1							4	12					16	
	Daily Mean Temp.	- 5.0													
		- 4.9 ~ 0.0	3	1										1	5
		0.1 ~ 10.0	28	27	25	1						10	30	121	
		10.1 ~ 20.0			6	29	28	12			1	22	20		118
	20.1				3	18	31	31	29	9				121	
	Daily Min. Temp.	- 15.0													
		- 14.9 ~ - 5.0	15	9										11	35
		- 4.9 ~ 0.0	16	19	31	6						1	24	20	117
		0.1 ~ 10.0				24	31	30	31	31	30	30	6		213
	Daily Precip.	10.1													
		0.1mm	3	4	4	4	5	7	9	8	6	7			57
		10.0mm				2	1	3	2	3	3	3			17
		30.0mm						1	2	1	2	1			7
80.0mm									1		1			2	
100.0mm								1		1			2		
Hourly Max. Precip.	1.0mm	2	4	4	4	3	6	7	8	6	6			50	
	6.0mm				1	1	2	2	2	2	2			12	
	10.0mm				1		1	2	2	2	1			9	
	20.0mm							1	1	2	1			5	
	30.0mm							1	1		1			3	
Daily Max. Wind Speed	0.5 ~ 3.3%	6	6	12	11	16	15	20	19	18	16	13	7	159	
	3.4 ~ 7.9%	16	12	14	17	14	15	11	12	12	13	9	17	162	
	8.0 ~ 13.8%	9	9	5	2	1					2	8	7	43	
	13.9%														
10 - Day Summary	Mean Temp. (0.1 )	1st	78	35	62	132	166	198	241	283	237	210	141	56	
		2nd	27	50	87	144	180	201	243	263	236	181	96	24	
		3rd	26	54	93	156	191	212	260	264	220	159	92	52	
	Mean Max. Temp. (0.1 )	1st	107	62	99	169	204	236	275	316	263	239	183	89	
		2nd	60	99	131	183	228	232	275	289	267	207	132	56	
		3rd	60	90	123	198	232	242	295	299	253	200	127	83	
	Mean Min. Temp. (0.1 )	1st	49	12	29	102	135	166	216	260	215	186	103	19	
		2nd	- 2	1	48	115	141	175	212	243	211	158	63	- 9	
		3rd	- 3	16	63	118	153	191	231	236	191	126	52	21	
	Mean Wind Speed (0.1%)	1st	40	70	54	36	32	34	17	28	21	27	34	41	
		2nd	61	52	26	41	27	28	14	26	40	31	44	55	
		3rd	58	48	35	27	26	16	22	26	29	30	41	48	
Total Precip. (0.1mm)	1st	50			395	215	350	1090	270	685	1500				
	2nd		90		110	55	125	100	1245	525	55				
	3rd		45	285		60	540	15	135	100					

		Element	1	2	3	4	5	6	7	8	9	10	11	12		
(0.1 )	Air Temp.	Mean	18	28	69	146	190	225	273	265	217	164	83	16	141	
		Mean Max.	67	82	133	213	260	290	318	314	273	218	143	63	198	
		Mean Min.	-24	-22	15	86	126	172	241	226	171	122	32	-23	94	
		Highest	143	149	198	294	326	338	353	370	307	291	211	131	370	
		Date	8	16	19	16	29	18	21	6	25	9	10	3	08/06	
		Lowest	-77	-58	-32	19	87	109	219	171	95	27	-10	-83	-83	
		Date	15	21	3	3	7	4	27	27	30	31	25	14	12/14	
(0.1mm)	Precip.	00~24h Total	115	385	325	680	325	340	1865	2775	1310	860	20	255	9255	
		Highest. 1	Daily	60	210	110	250	170	110	330	910	965	435	10	205	965
			Date	29	22	25	5	5	28	2	25	11	1	3	24	09/11
			Hourly	20	35	30	130	105	95	305	450	225	115	10	80	450
(0.1%)	Wind	Mean Speed	20	25	21	24	22	21	20	20	17	16	20	21	21	
		Highest Gust Speed	115	139	171	134	108	133	91	131	103	179	129	117	179	
		Dir.	NNW	NNW	N	SW	NW	SSW	S	E	NNE	ENE	N	NNW	ENE	
		Date	13	20	21	14	26	6	5	31	12	30	23	11	10/30	
(0.1%)	Wind Directions Only	Hourly Occurrence Maximum Speed	30	24	26	22	16	29	14	26	28	21	28	28	30	
		NNE	30	20	14	30	23	27	23	26	26	41	33	31	41	
		NE	41	27	23	29	27	31	43	43	32	42	30	33	43	
		ENE	35	32	19	23	20	24	20	28	37	32	12	25	37	
		E	18	41	34	22	23	52	45	52	36	27	21	17	52	
		ESE	21	42	27	45	50	43	35	53	37	42	29	22	53	
		SE	42	39	44	53	53	63	31	64	42	41	48	45	64	
		SSE	29	57	30	63	52	60	53	57	34	24	50	42	63	
		S	21	45	19	53	42	44	48	43	29	33	33	46	53	
		SSW	41	55	45	47	34	33	39	38	32	15	38	21	55	
		SW	37	51	44	64	40	52	41	59	37	24	48	29	64	
		WSW	36	32	52	50	41	38	37	43	37	20	39	26	52	
		W	32	41	46	39	47	42	35	31	36	22	52	55	55	
		WNW	68	59	59	54	54	51	26	37	53	51	62	52	68	
		NW	69	72	73	53	55	39	19	41	42	69	64	64	73	
		NNW	42	41	61	35	25	27	17	29	29	34	31	49	61	
(0.1%)	Hourly Occurrence Percentage	CALM	48	19	22	17	22	15	16	28	35	40	43	34	28	
		NNE	62	51	38	18	11	17	7	42	46	56	42	75	39	
		NE	69	22	13	15	8	15	7	43	33	77	45	54	34	
		ENE	48	21	22	6	11	29	9	54	52	89	39	66	37	
		E	4	4	8	3	4	10	7	24	25	26	4	9	11	
		ESE	4	3	19	10	13	20	26	32	31	15	8	16	16	
		SE	39	25	32	43	60	82	78	109	104	79	40	46	62	
		SSE	152	173	257	233	321	245	180	199	286	263	279	169	230	
		S	30	40	35	97	77	109	237	152	45	30	35	17	76	
		SSW	7	12	9	61	59	61	110	48	19	11	22	15	36	
		SW	7	18	17	44	31	38	89	39	24	12	14	12	29	
		WSW	11	13	27	79	52	53	97	54	15	13	22	16	38	
		W	15	28	60	64	48	70	83	28	24	9	24	13	39	
		WNW	51	31	77	40	69	39	31	16	17	30	38	40	40	
		NW	94	138	156	131	117	79	13	40	68	39	79	71	85	
		NNW	254	310	152	101	74	77	5	48	99	118	188	238	138	
N	106	91	56	38	23	40	5	43	78	93	78	108	63			



Element		1	2	3	4	5	6	7	8	9	10	11	12		
Number of Days With Classified	Daily Max. Temp.	0.0	2	1											3
		0.1 ~ 10.0	21	16	5								4	28	74
		10.1 ~ 20.0	8	11	26	10	2	1				8	23	3	92
		20.1 ~ 30.0				20	26	18	6	11	29	23	3		136
		30.1					3	11	25	20	1				60
	Daily Mean Temp.	- 5.0												9	26
		- 4.9 ~ 0.0	13	4											26
		0.1 ~ 10.0	18	24	28	2						2	21	22	117
		10.1 ~ 20.0			3	28	22	3			3	24	9		92
	Daily Min. Temp.	20.1					9	27	31	31	27	5			130
		- 15.0												6	19
		- 14.9 ~ - 5.0	11	2											19
		- 4.9 ~ 0.0	11	23	11								5	20	70
	Daily Precip.	0.1 ~ 10.0	9	3	20	21	3				1	8	25	5	95
		10.1				9	28	30	31	31	29	23			181
		0.1mm	6	7	10	8	5	7	15	14	5	7	3	5	92
		10.0mm		1	1	4	2	1	8	5	2	1		1	26
	Hourly Max. Precip.	30.0mm							2	3	1	1			7
		80.0mm								1	1				2
		100.0mm													
		1.0mm	3	5	7	6	4	6	14	10	4	7	1	3	70
6.0mm					1	1	2	10	5	1	1		1	22	
Daily Max. Wind Speed	10.0mm				1	1		8	5	1	1			17	
	20.0mm							3	3	1				7	
	30.0mm							1	1					2	
	0.5 ~ 3.3%	2								1				3	
Daily Max. Wind Speed	3.4 ~ 7.9%	18	13	21	15	22	22	25	20	26	24	17	18	241	
	8.0 ~ 13.8%	11	14	9	15	9	8	6	11	3	5	13	13	117	
	13.9%		1	1							2			4	
10 - Day Summary	Mean Temp.	1st	57	15	47	134	175	206	266	286	223	198	119	25	
		2nd	0	32	79	147	186	228	269	257	219	157	68	- 7	
		3rd	1	38	81	157	206	241	282	253	209	141	63	29	
	Mean Max. Temp.	1st	109	57	108	201	239	265	306	342	272	244	185	77	
		2nd	46	94	155	211	260	301	319	297	272	204	126	39	
		3rd	47	99	135	228	279	305	329	304	274	207	119	73	
	Mean Min. Temp.	1st	15	- 19	- 6	77	119	150	239	244	184	162	61	- 16	
		2nd	- 41	- 31	14	89	117	166	234	224	169	119	20	- 48	
		3rd	- 45	- 14	34	93	140	200	247	213	160	88	13	- 8	
	Mean Wind Speed	1st	17	24	26	23	21	25	24	19	16	14	19	19	
		2nd	23	25	20	24	21	21	18	20	19	16	21	22	
		3rd	21	24	18	25	22	18	19	21	17	19	20	21	
Total Precip.	1st	20	35	45	305	315	75	995	85	290	690	15	40		
	2nd		140	90	220		40	695	705	965	170		5		
	3rd	95	210	190	155	10	225	175	1985	55		5	210		

Element		1	2	3	4	5	6	7	8	9	10	11	12					
(0.1 )	Air Temp.	Mean	58	63	94	149	179	205	269	280	239	194	123	61	160			
		Mean Max.	81	93	121	179	214	235	299	307	264	216	147	86	187			
		Mean Min.	37	33	71	125	153	179	242	260	221	175	97	34	136			
		Highest	134	163	161	219	273	273	336	339	292	274	217	165	339			
		Date	2	16	12	29	30	22	21	6	9	10	10	24	08/06			
		Lowest	-21	-7	17	86	131	151	207	228	170	111	41	-6	-21			
		Date	15	10	8	1	9	2	12	31	30	30	18	12	01/15			
(0.1mm)	Precip.	00~24h Total	295	745	475	910	345	1020	425	805	960	1225	95	260	7560			
		Highest. 1	Daily	200	480	135	435	145	365	220	560	540	665	40	230	665		
			Date	29	22	20	6	9	29	11	14	11	1	8	24	10/01		
			Hourly	75	100	50	90	50	115	145	200	320	200	35	120	320		
(0.1%)	Wind	Mean Speed	59	60	42	34	27	22	21	27	30	42	46	60	39			
		Highest Gust Speed	204	193	208	181	146	156	128	126	166	201	200	208	208			
		Dir.	WNW	NW	WNW	SSE	WNW	N	SE	SE	ESE	NW	NW	W	W			
		Date	20	9	2	5	26	20	2	21	16	29	18	24	12/24			
(0.1%)	Wind Directions Only	Hourly Occurrence Maximum Speed	NNE	72	51	67	24	46	59	60	67	64	115	34	22	115		
			NE	58	37	57	64	36	36	40	44	82	70	22	20	82		
			ENE	28	25	28	48	30	51	37	27	53	52	17	18	53		
			E	20	26	40	27	20	32	22	50	39	25	22	14	50		
			ESE	9	49	34	31	40	39	30	65	42	26	24	16	65		
			SE	24	57	43	90	49	80	58	78	49	106	27	62	106		
			SSE		66	16	50	46	50	58	37	34	56	33	25	66		
			S	24	57	18	37	30	33	33	38	54	28	24	31	57		
			SSW	11		25	34	26	29	22	22	16	13	15		34		
			SW		8	10	29	43	55	37	25	16	26	19		55		
			WSW		29	40	69	67	67	49	40	46	47	39	31	69		
			W	92	95	110	110	80	86	79	71	66	38	81	69	110		
			WNW	133	126	138	103	102	87	42	73	87	113	101	132	138		
			NW	143	144	128	112	91	57	40	81	98	147	156	133	156		
			NNW	126	118	112	114	48	68	38	73	84	98	135	116	135		
			N	93	64	87	71	45	59	21	65	96	131	46	60	131		
			(0.1%)	Hourly Occurrence Percentage	CALM	34	43	97	58	66	106	85	55	72	73	82	38	67
					NNE	59	9	38	11	16	21	26	50	43	152	7	7	37
					NE	44	16	34	50	34	63	54	75	135	159	8	5	57
					ENE	16	6	20	26	34	43	27	44	96	44	7	4	31
					E	8	6	26	14	17	35	17	52	58	28	15	4	24
					ESE	4	12	26	79	54	83	46	102	51	15	26	11	42
					SE	5	27	17	88	89	89	153	120	18	28	10	3	54
					SSE		49	15	86	66	69	210	77	29	16	14	4	53
					S	4	21	4	29	35	24	44	31	17	4	14	9	20
					SSW	3		4	18	42	19	24	13	7	5	4		12
					SW		3	3	25	51	54	44	17	4	8	6		18
WSW		3			20	68	138	86	81	32	19	13	32	8	42			
W	39	37			62	97	120	106	56	102	74	15	76	30	68			
WNW	269	372			276	164	114	65	44	87	129	40	240	289	173			
NW	392	339			181	97	50	47	27	62	119	105	310	410	177			
NNW	78	36	129	60	42	56	23	56	64	105	117	134	75					
N	44	21	50	29	34	35	39	23	64	190	32	44	51					

Element		1	2	3	4	5	6	7	8	9	10	11	12		
Number of Days With Classified	Daily Max. Temp.	0.0													
		0.1 ~ 10.0	19	18	4								3	22	66
		10.1 ~ 20.0	12	10	27	27	11	1				9	25	9	131
		20.1 ~ 30.0				3	20	29	15	8	30	22	2		129
	Daily Mean Temp.	30.1							16	23					39
		- 5.0													
		- 4.9 ~ 0.0											8	27	104
		0.1 ~ 10.0	27	25	17										
	Daily Min. Temp.	10.1 ~ 20.0	4	3	14	30	25	12			1	21	22	4	136
		20.1					6	18	31	31	29	10			125
		- 15.0													
		- 14.9 ~ - 5.0	3	2										2	7
	Daily Precip.	- 4.9 ~ 0.0	28	26	27	2							16	29	128
		0.1 ~ 10.0			4	28	31	30	31	31	30	31	14		230
		10.1													
		0.1mm	3	6	7	7	4	7	8	7	5	8	5	3	70
	Hourly Max. Precip.	10.0mm	1	2	2	3	2	4	2	2	2	2		1	23
		30.0mm		1		1		2		1	1	2			8
80.0mm															
100.0mm															
Daily Max. Wind Speed	1.0mm	3	5	5	6	4	5	5	5	4	7	3	2	54	
	6.0mm	1	2		3		3	2	3	3	2		1	20	
	10.0mm		1				1	2	2	2	2		1	11	
	20.0mm								1	1	1			3	
Daily Max. Wind Speed	30.0mm									1				1	
	0.5 ~ 3.3%						1							1	
	3.4 ~ 7.9%	1	2	9	4	7	12	10	9	8	6	7	3	78	
	8.0 ~ 13.8%	16	9	11	18	22	14	21	22	20	15	12	10	190	
10 - Day Summary	Mean Temp.	13.9%	14	17	11	8	2	3		2	10	11	18	96	
		1st	92	50	74	139	163	195	257	290	249	221	155	73	
		2nd	41	70	104	150	179	203	269	274	242	192	108	39	
	Mean Max. Temp.	(0.1 )	42	70	104	159	194	218	278	276	227	172	107	69	
		1st	108	72	104	165	192	227	281	315	272	246	183	98	
		2nd	65	108	134	182	214	232	305	301	265	209	133	64	
	Mean Min. Temp.	3rd	72	100	126	191	234	248	311	306	255	196	126	95	
		1st	76	30	48	118	144	168	236	273	232	201	126	44	
		2nd	19	30	78	124	151	179	235	255	226	176	84	13	
	Mean Wind Speed	(0.1 )	18	40	86	133	164	191	253	253	204	151	80	46	
		1st	47	69	57	36	25	33	28	28	25	28	36	56	
		2nd	70	57	28	40	30	21	15	24	41	50	54	69	
Total Precip.	(0.1%)	60	52	39	26	26	12	19	30	24	48	48	57		
	1st	95	190	55	540	230	510	180	125	340	1125	75	20		
	2nd		75	135	290	115	110	245	675	540	100	5			
(0.1mm)	3rd	200	480	285	80		400		5	80		15	240		

Element		1	2	3	4	5	6	7	8	9	10	11	12					
(0.1 )	Air Temp.	Mean	55	56	86	135	166	196	262	269	223	183	117	62	151			
	Mean Max.	82	89	116	165	199	225	283	294	247	206	148	88	179				
	Mean Min.	33	24	59	108	139	171	239	246	203	162	87	35	126				
	Highest	130	152	146	203	245	264	314	330	270	254	211	140	330				
	Date	2	16	19	15	29	18	20	6	6	10	10	24	08/06				
	Lowest	- 7	- 13	19	69	109	143	209	206	169	109	35	4	- 13				
	Date	31	10	7	2	14	4	12	30	30	31	30	16	02/10				
(0.1mm)	Precip.	00~24h Total	150	420	480	305	360	665	760	1415	800	770	170	195	6490			
		Highest. 1	Daily	80	295	140	135	160	460	555	415	360	485	165	90	555		
	Date	8	22	25	17	12	29	18	8	6	1	7	24	07/18				
	Hourly	30	55	45	60	95	120	430	335	265	170	90	45	430				
Date	8	22	25	17	12	29	18	8	6	1	7	24	07/18					
(0.1%)	Wind	Mean Speed	30	28	24	30	28	25	35	31	30	32	21	23	28			
		Highest Gust Speed	177	215	250	191	171	168	175	168	224	188	116	184	250			
		* Dir.	W	SSW	N	E	W	SW	SW	WSW	E	SSW	NNE	SE	N			
Date	9	19	9	10	31	9	3	20	5	1	19	31	03/09					
(0.1%)	Wind Directions Only	Hourly Occurrence Maximum Speed	NNE	65	71	69	40	25	41	45	34	64	57	72	50	72		
			NE	95	44	90	67	29	27	51	58	106	91	70	66	106		
			ENE	134	46	105	83	56	66	27	62	121	120	51	38	134		
			E	129	99	112	141	116	100	103	108	146	97	63	65	146		
			ESE	62	105	97	104	121	91	80	92	85	75	65	71	121		
			SE	23	46	44	50	72	53	66	82	58	21	56	37	82		
			SSE	37	45	42	64	72	34	42	58	49	27	35	40	72		
			S	57	44	42	62	59	45	74	61	38	84	40	47	84		
			SSW	47	113	40	111	56	70	81	83	88	110	47	88	113		
			SW	49	120	56	94	75	42	75	88	105	100	50	59	120		
			WSW	43	39	42	61	49	46	41	26	27	29	38	47	61		
			W	34	32	32	65	52	46	39	25	30	25	27	35	65		
			WNW	27	40	43	50	18	39	24	28	29	32	26	33	50		
			NW	41	37	36	25	20	27	24	33	24	33	30	47	47		
			NNW	38	34	43	20	21	27	32	30	21	39	35	38	43		
			N	39	29	40	31	21	18	23	42	37	45	62	53	62		
			(0.1%)	Hourly Occurrence Percentage	CALM	4	15	36	51	75	107	93	81	92	71	35	15	56
					NNE	31	31	89	43	35	53	7	54	57	90	78	59	52
					NE	40	13	35	26	24	31	11	34	61	99	40	27	37
					ENE	36	19	40	33	46	75	24	35	99	106	35	28	48
E	93	28			58	96	109	203	145	175	160	77	44	31	102			
ESE	13	27			22	43	102	74	58	118	79	27	26	19	51			
SE	3	16			23	36	31	24	16	27	25	3	25	20	21			
SSE	13	28			31	35	20	18	22	48	17	8	25	24	24			
S	85	122			60	81	55	53	79	59	74	27	58	87	70			
SSW	176	216			106	165	85	67	302	78	60	44	78	142	126			
SW	157	190			130	133	136	83	152	74	67	103	138	133	124			
WSW	132	107			95	89	99	65	31	69	56	106	126	109	90			
W	66	67			73	79	113	60	35	36	46	58	110	79	68			
WNW	40	31	63	35	30	46	8	32	39	43	74	77	43					
NW	44	42	39	25	16	15	4	23	18	31	51	60	31					
NNW	40	22	58	10	9	10	4	31	22	39	38	46	28					
N	26	24	42	19	15	18	9	26	28	67	19	43	28					

Element		1	2	3	4	5	6	7	8	9	10	11	12		
Number of Days With Classified	Daily Max. Temp.	0.0													
		0.1 ~ 10.0	22	18	4								2	21	67
		10.1 ~ 20.0	9	10	27	29	18	2				13	26	10	144
		20.1 ~ 30.0				1	13	28	25	18	30	18	2		135
	30.1							6	13					19	
	Daily Mean Temp.	- 5.0													
		- 4.9 ~ 0.0													
		0.1 ~ 10.0	27	27	23	1							9	27	114
	Daily Min. Temp.	10.1 ~ 20.0	4	1	8	29	31	22			1	24	21	4	145
		20.1						8	31	31	29	7			106
		- 15.0													
	Daily Min. Temp.	- 14.9 ~ - 5.0													
		- 4.9 ~ 0.0	4	3											7
		0.1 ~ 10.0	27	25	31	12							19	31	145
	Daily Precip.	10.1				18	31	30	31	31	30	31	11		213
0.1mm		6	8	8	6	5	5	4	9	7	8	2	9	77	
10.0mm			1	2	1	2	1	2	4	3	2	1		19	
30.0mm							1	1	3	1	1			7	
Hourly Max. Precip.	80.0mm														
	100.0mm														
	1.0mm	3	5	7	4	3	5	4	8	7	5	2	3	56	
	6.0mm				1	1	1	2	4	3	2	1		15	
	10.0mm						1	1	3	2	1			8	
Daily Max. Wind Speed	20.0mm							1	3	1				5	
	30.0mm							1	1					2	
	0.5 ~ 3.3%			1										1	
	3.4 ~ 7.9%	4	5	9	9	9	10	6	10	13	14	13	9	111	
Daily Max. Wind Speed	8.0 ~ 13.8%	22	17	15	14	20	17	23	17	12	14	17	20	208	
	13.9%	5	6	6	7	2	3	2	4	5	3		2	45	
10 - Day Summary	Mean Temp.	1st	89	43	70	126	150	187	257	279	231	205	147	75	
		2nd	40	62	92	136	167	193	263	263	227	181	105	41	
		3rd	40	64	94	143	180	207	265	266	211	165	100	70	
	Mean Max. Temp.	1st	110	68	102	155	173	219	278	302	251	226	179	100	
		2nd	67	102	126	166	206	222	286	290	253	201	138	67	
		3rd	69	99	120	174	217	235	286	292	237	194	128	96	
	Mean Min. Temp.	1st	71	22	44	97	133	160	234	260	209	183	116	44	
		2nd	20	20	65	109	133	170	240	240	207	160	78	17	
		3rd	11	32	69	118	150	184	243	240	191	143	69	43	
	Mean Wind Speed	1st	40	24	22	37	44	26	44	36	27	33	21	22	
		2nd	24	31	23	30	19	32	25	29	41	41	21	24	
		3rd	27	28	26	24	23	18	37	27	23	22	21	23	
Total Precip.	1st	125	80	35	100	200	105	125	500	615	730	170	50		
	2nd	15	45	140	195	160	90	635	585	125	40		45		
	3rd	10	295	305	10		470		330	60			100		

Element		1	2	3	4	5	6	7	8	9	10	11	12				
(0.1 )	Air Temp.	Mean	70	70	100	149	177	207	273	275	237	196	131	73	163		
	Mean Max.	94	99	129	183	212	239	305	306	262	218	160	99	192			
	Mean Min.	50	39	74	117	147	182	246	251	215	177	102	49	137			
	Highest	157	170	176	253	257	281	339	333	297	269	238	165	339			
	Date	29	16	29	30	11	19	21	24	6	10	10	24	07/21			
	Lowest	- 1	- 1	30	82	126	155	212	214	177	120	54	21	- 1			
	Date	15	10	8	2	15	14	1	30	30	30	30	14	02/10			
(0.1mm)	Precip.	00~24h Total	395	225	540	710	410	905	925	1470	1130	1920	170	155	8955		
		Highest. 1 Daily	130	120	155	290	135	455	250	485	635	845	105	80	845		
	Date	7	22	20	6	12	29	11	14	11	2	29	24	10/02			
	Hourly	65	25	50	95	35	100	160	215	380	225	40	70	380			
(0.1%)	Wind	Date	29	22	31	17	12	29	18	20	11	2	29	24	09/11		
		Mean Speed	46	48	36	33	25	23	21	25	32	38	34	42	34		
(0.1%)	Wind	Highest Gust Speed	145	206	175	118	104	100	91	144	109	119	116	157	206		
		* Dir.	NNW	NNW	NNW	NW	NW	S	N	E	E	NNW	NNW	NNW	NNW		
Wind Directions Only	Hourly Occurrence Maximum Speed	Date	20	5	15	17	26	6	8	13	15	29	18	18	02/05		
		NNE	33	32	54	48	25	43	32	45	54	66	58	58	66		
		NE	75	12	53	54	41	49	41	46	69	69	24	33	75		
		ENE	70	25	56	73	35	50	57	45	80	71	19	18	80		
		E	72	36	54	65	46	47	55	45	72	55	26	12	72		
		ESE	47	46	52	25	58	58	26	48	48	54	29		58		
		SE	19	49	34	32	52	38	28	53	48	42	31	23	53		
		SSE	22	46	34	37	28	49	23	43	31	59	30	20	59		
		S	26	48	37	52	41	60	44	43	9	57	23	22	60		
		SSW	36	72	38	70	44	41	56	45	52	51	32	54	72		
		SW	31	60	33	48	33	26	41	40	50	33	34	14	60		
		WSW	30	28	20	24	20	17	19	18	22	14	43	35	43		
		W	37	45	63	41	25	15	17	29	32	22	34	37	63		
		WNW	86	58	118	76	58	57	21	46	60	50	61	71	118		
		NW	104	89	114	89	77	56	56	46	60	79	86	104	114		
		NNW	99	95	84	67	42	49	28	44	54	91	84	90	99		
		N	55	50	51	52	26	24	53	42	42	70	64	67	70		
		(0.1%)	Hourly Occurrence Percentage	CALM	7	7	9	22	32	32	58	17	21	4	33	8	21
				NNE	19	12	69	24	15	21	13	28	42	75	42	39	33
				NE	24	3	28	25	17	25	17	35	65	242	26	17	44
ENE	51			3	35	49	24	76	57	62	183	177	7	9	61		
E	40			7	36	36	56	90	70	75	71	85	7	1	48		
ESE	7			13	27	25	69	76	61	86	58	24	14		38		
SE	4			3	20	31	51	40	58	42	46	8	22	3	27		
SSE	12			3	20	43	35	25	34	34	18	9	4	1	20		
S	8			19	17	72	52	58	90	78	3	17	17	8	37		
SSW	3			48	8	104	69	74	281	95	17	17	17	12	62		
SW	8			43	12	50	40	13	96	69	22	12	25	16	34		
WSW	4			4	9	11	20	15	30	12	11	7	25	20	14		
W	30			33	43	24	24	19	16	27	25	16	29	47	28		
WNW	65			77	98	133	140	118	34	65	97	12	118	56	84		
NW	222	283	253	254	274	229	47	148	160	58	203	112	186				
NNW	458	409	233	76	55	57	24	81	119	159	328	508	208				
N	39	31	82	21	26	31	15	47	42	77	83	141	53				

Element		1	2	3	4	5	6	7	8	9	10	11	12		
Number of Days With Classified	Daily Max. Temp.	0.0													
		0.1 ~ 10.0	18	15	4								1	18	56
		10.1 ~ 20.0	13	13	27	22	12					5	26	13	131
		20.1 ~ 30.0				8	19	30	11	10	30	26	3		137
	Daily Mean Temp.	30.1							20	21					41
		- 5.0													
		- 4.9 ~ 0.0													
		0.1 ~ 10.0	23	25	12								5	27	92
	Daily Min. Temp.	10.1 ~ 20.0	8	3	19	30	28	12				19	25	4	148
		20.1					3	18	31	31	30	12			125
		- 15.0													
		- 14.9 ~ - 5.0	1	1											2
	Daily Precip.	- 4.9 ~ 0.0	24	27	29	4							12	31	127
		0.1 ~ 10.0	6		2	26	31	30	31	31	30	31	18		236
		10.1	6	4	11	9	8	6	9	12	7	11	7	7	97
		10.0mm	2	1	2	2	1	3	5	5	2	4	1		28
	Hourly Max. Precip.	30.0mm						1		1	2	2			6
		80.0mm										1			1
		100.0mm													
		1.0mm	4	3	9	7	6	6	8	11	4	11	4	6	79
Daily Max. Wind Speed	6.0mm	1			1		1	5	5	2	4		1	20	
	10.0mm						1	4	4	2	1			12	
	20.0mm								2	1	1			4	
	30.0mm									1				1	
Daily Max. Wind Speed	0.5 ~ 3.3%						3	2			2	1		8	
	3.4 ~ 7.9%	10	9	17	19	27	26	26	30	24	19	17	10	234	
	8.0 ~ 13.8%	20	18	11	11	4	1	3		6	10	12	19	115	
	13.9%	1	1	3					1				2	8	
10 - Day Summary	Mean Temp.	1st	106	58	82	137	164	196	264	285	245	221	162	83	
		2nd	54	74	110	151	174	205	273	271	238	193	117	54	
		3rd	54	79	108	160	192	221	282	270	229	178	115	81	
	Mean Max. Temp.	1st	123	79	114	163	189	229	296	314	268	245	193	111	
		2nd	77	111	138	189	215	235	305	301	260	211	147	79	
		3rd	83	108	135	199	230	254	312	302	258	200	140	106	
	Mean Min. Temp.	1st	91	38	57	110	142	172	239	266	225	198	128	56	
		2nd	32	33	78	116	141	180	245	249	218	177	92	31	
		3rd	30	47	85	127	156	196	255	240	203	158	87	60	
	Mean Wind Speed	1st	44	54	45	37	26	30	27	28	28	30	30	39	
		2nd	50	48	28	35	24	25	18	24	42	46	36	47	
		3rd	46	41	34	26	24	14	18	25	27	39	34	40	
Total Precip.	1st	285	105	10	365	260	235	220	60	330	1620	15	40		
	2nd	5		160	240	135	190	445	1175	645	290	10	30		
	3rd	105	120	370	105	15	480	260	235	155	10	145	85		

Element		1	2	3	4	5	6	7	8	9	10	11	12				
(0.1 )	Air Temp.	Mean	83	82	109	145	174	207	274	283	245	202	144	88	170		
		Mean Max.	104	109	130	165	196	225	294	303	264	223	164	108	190		
		Mean Min.	60	56	89	126	157	190	254	260	227	182	120	65	149		
		Highest	161	173	165	193	221	250	322	340	292	263	228	170	340		
		Date	29	16	19	14	31	27	31	6	6	10	7	24	08/06		
		Lowest	22	12	44	97	135	147	219	198	196	130	65	24	12		
		Date	23	10	8	1	14	7	11	14	29	31	30	12	02/10		
(0.1mm)	Precip.	00~24h Total	420	360	325	1235	400	1315	40	1050	670	2075	65	165	8120		
		Highest. 1 Daily	165	235	145	740	155	520	25	870	160	750	25	60	870		
		Date	7	22	20	6	12	29	11	20	10	1	7	5	08/20		
		Hourly Date	45	60	55	150	50	190	15	385	125	250	20	30	385		
(0.1%)	Wind	Mean Speed	100	99	72	59	49	46	39	66	72	75	75	88	70		
		Highest Gust Speed	258	251	216	215	196	170	186	259	243	221	230	240	259		
		Dir.	NNW	N	NW	E	ESE	ESE	E	ESE	E	NNW	NNW	NNW	ESE		
		Date	20	20	1	10	9	29	26	5	15	29	18	24	08/05		
		(0.1%)	Wind Directions Only	Hourly Occurrence Maximum Speed	110	72	96	128	82	38	26	105	79	99	90	120	128
				NNE			73	21	12	22	25	50	57	94	56	35	94
				NE	73	28	81	68	75	38	23	90	157	139	27	34	157
ENE	157			52	142	165	122	121	150	116	189	172	73	26	189		
E	117			108	95	98	146	133	133	133	110	140	83	50	146		
ESE	57			117	52	64	59	86	130	106	81	101	73	49	130		
SE	43			76	50	69	52	88	89	110	43	91	48	44	110		
SSE	49			69	66	81	45	82	88	95	38	100	45	68	100		
S	25			96	40	81	62	51	91	61	94	107	46	76	107		
SSW	59			136	61	84	39	42	79	89	88	98	58	95	136		
SW	67			117	52	97	46	49	76	100	91	105	78	106	117		
WSW	95			111	81	117	108	57	72	115	102	46	93	153	153		
W	130			132	167	120	126	83	61	90	93	79	130	158	167		
WNW	191			165	175	130	123	100	69	134	73	81	117	194	194		
NW	194	194	168	140	133	111	68	121	119	176	180	187	194				
NNW	148	181	170	136	139	92	47	126	131	142	176	154	181				
(0.1%)	Hourly Occurrence Percentage	CALM	1	3	11	13	9	17	22		6	3	7		8		
		NNE	23	34	30	11	9	18	4	25	32	47	88	103	35		
		NE			11	3	4	25	9	13	14	28	3	4	10		
		ENE	1	3	23	15	13	19	8	12	25	50	4	4	15		
		E	97	3	77	85	140	119	87	72	210	216	25	5	95		
		ESE	24	18	58	75	148	171	87	146	121	73	61	7	82		
		SE	23	12	23	40	43	56	60	51	56	32	18	9	35		
		SSE	11	15	23	58	59	36	76	54	13	24	17	11	33		
		S	8	25	17	63	23	31	150	81	10	17	14	11	37		
		SSW	3	51	3	35	23	39	116	26	13	19	15	5	29		
		SW	5	21	13	32	22	49	137	47	13	19	11	12	32		
		WSW	15	10	24	61	38	32	120	69	44	4	36	16	39		
		W	9	7	22	43	44	38	55	66	40	7	14	34	32		
		WNW	20	33	43	69	54	46	26	26	39	11	22	43	36		
		NW	60	58	138	69	125	113	15	76	32	42	50	86	72		
		NNW	262	368	188	172	182	153	16	99	86	113	179	302	176		
		N	437	339	297	156	63	40	12	135	249	296	436	347	234		



Element		1	2	3	4	5	6	7	8	9	10	11	12		
Number of Days With Classified	Daily Max. Temp.	0.0													
		0.1 ~ 10.0	13	12	1									12	38
		10.1 ~ 20.0	18	16	30	30	19	3				3	26	19	164
		20.1 ~ 30.0					12	27	19	14	30	28	4		134
	30.1							12	17					29	
	Daily Mean Temp.	- 5.0													
		- 4.9 ~ 0.0													
		0.1 ~ 10.0	21	22	8								3	21	75
		10.1 ~ 20.0	10	6	23	30	30	13				14	26	10	162
	20.1					1	17	31	31	30	17	1		128	
	Daily Min. Temp.	- 15.0													
		- 14.9 ~ - 5.0													
- 4.9 ~ 0.0															
0.1 ~ 10.0		26	28	22	2							5	29	112	
10.1	5		9	28	31	30	31	31	30	31	25	2	253		
Daily Precip.	0.1mm	7	5	10	7	7	7	4	4	10	9	4	7	81	
	10.0mm	2	1	1	3	2	3		2	3	5			22	
	30.0mm				1		2		1		3			7	
	80.0mm								1					1	
	100.0mm														
Hourly Max. Precip.	1.0mm	4	4	5	6	6	5	1	4	9	8	3	4	59	
	6.0mm		1		2		3		3	2	4			15	
	10.0mm				2		1		2	2	3			10	
	20.0mm								1		2			3	
	30.0mm								1					1	
Daily Max. Wind Speed	0.5 ~ 3.3%														
	3.4 ~ 7.9%			3	5	10	11	15	1	3	2	1	1	52	
	8.0 ~ 13.8%	7	9	12	15	16	15	12	12	15	8	13	6	140	
	13.9%	24	19	16	10	5	4	4	15	12	21	16	24	170	
10 - Day Summary	Mean Temp. (0.1 )	1st	115	73	93	138	167	188	260	301	255	224	173	98	
		2nd	66	86	117	144	170	206	273	274	243	201	129	69	
		3rd	69	89	115	153	183	226	287	276	237	184	129	96	
	Mean Max. Temp. (0.1 )	1st	132	98	118	155	187	208	280	319	275	245	193	117	
		2nd	88	118	139	169	195	225	294	294	261	221	151	92	
		3rd	95	113	133	171	206	241	307	297	255	205	149	115	
	Mean Min. Temp. (0.1 )	1st	95	53	72	120	155	171	244	280	236	203	148	73	
		2nd	45	54	96	122	151	189	251	247	228	180	110	47	
		3rd	42	62	97	136	165	210	266	254	219	165	104	75	
	Mean Wind Speed (0.1%)	1st	89	112	86	69	64	55	37	77	60	69	65	82	
		2nd	109	97	63	58	43	54	27		92	86	80	100	
		3rd	101	87	67	51	41	28	53	59	64	70	79	83	
Total Precip. (0.1mm)	1st	300	90		765	220	475	10		435	1825	25	85		
	2nd	5	35	165	245	155	245	30	1045	130	250		10		
	3rd	115	235	160	225	25	595		5	105		40	70		

Element		1	2	3	4	5	6	7	8	9	10	11	12					
(0.1 )	Air Temp.	Mean	25	25	55	128	173	199	266	253	203	154	86	28	133			
		Mean Max.	59	67	100	176	229	244	305	296	244	190	132	59	175			
		Mean Min.	- 9	- 18	13	79	122	160	237	219	169	122	43	- 1	95			
		Highest	144	139	172	248	284	289	342	331	284	263	210	132	342			
		Date	29	22	29	29	30	19	21	2	10	9	7	23	07/21			
		Lowest	- 61	- 44	- 32	- 2	87	125	217	152	124	51	2	- 35	- 61			
		Date	28	19	7	3	27	13	12	27	30	26	25	14	01/28			
(0.1mm)	Precip.	00~24h Total	295	850	655	1575	910	800	315	2115	875	2360	200	450	11400			
		Highest. 1	Daily	85	465	210	715	655	380	205	785	360	1170	55	200	1170		
			Date	8	22	20	6	12	29	11	21	7	2	29	24	10/02		
			Hourly	30	75	65	130	555	85	95	525	135	410	35	105	555		
(0.1%)	Wind	Date	8	22	20	17	12	27	11	21	7	2	28	24	05/12			
		Mean Speed	27	32	23	29	21	19	33	23	21	25	24	26	25			
		Highest Gust Speed	140	219	164	190	153	200	160	143	163	214	142	131	219			
(0.1%)	Wind Directions Only	Dir.	NW	S	SSE	S	SSE	SSE	SSW	S	SSW	SSE	SSE	NNW	S			
		Date	20	19	29	5	9	6	2	20	11	1	10	24	02/19			
		Hourly Occurrence Maximum Speed	NNE	72	69	69	56	53	49	41	49	51	67	84	57	84		
			NE	48	61	51	59	51	41	46	46	52	62	57	43	62		
			ENE	32	17	29	40	22	28	18	27	50	37	21	21	50		
			E	44	26	22	32	36	20	20	29	50	46	21	25	50		
			ESE	15	13	19	16	50	19	8	18	21	35	12	18	50		
			SE	20	9	30	18	37	48	9	22	44	49	9	8	49		
			SSE	17	52	19	52	71	87	45	52	26	101	22	18	101		
			S	74	134	101	114	73	116	96	79	51	125	92	63	134		
			SSW	64	100	62	101	73	64	100	75	90	100	66	69	101		
			SW	36	41	34	50	41	33	36	41	34	42	30	47	50		
			WSW	16	26	12	18	22	18	17	18	18	18	23	21	26		
			W	21	11	24	19	27	18	17	21	15	11	27	21	27		
			WNW	56	31	46	24	29	19	27	27	22	18	30	36	56		
			NW	68	55	54	29	42	25	31	38	25	16	43	71	71		
			NNW	67	63	54	44	33	26	26	25	26	21	47	63	67		
			N	57	65	56	49	43	37	27	28	31	63	47	59	65		
			(0.1%)	Hourly Occurrence Percentage	CALM	23	13	23	15	13	36	15	34	28	15	56	28	25
					NNE	271	246	177	126	112	133	35	98	115	166	235	186	158
					NE	144	110	159	127	72	83	35	99	164	236	132	84	120
		ENE			66	37	47	54	31	39	11	30	143	212	25	50	62	
		E			55	34	24	25	49	28	8	40	75	65	29	44	40	
		ESE			31	36	30	11	26	35	7	12	33	32	25	18	24	
		SE			30	28	30	20	30	43	5	19	25	36	31	8	25	
		SSE			44	61	116	110	151	86	51	82	99	76	96	42	84	
		S			18	89	74	166	148	113	238	208	60	53	97	77	112	
SSW	34	43			35	158	104	114	422	167	96	22	82	39	110			
SW	9	6			15	25	49	22	35	59	21	7	15	11	23			
WSW	7	15			7	18	27	18	11	19	24	5	15	9	15			
W	12	3			16	24	15	21	16	19	11	1	4	19	13			
WNW	19	16			26	6	28	35	26	20	15	5	10	24	19			
NW	44	43			82	22	47	47	22	23	24	8	22	50	36			
NNW	77	121			81	36	43	69	30	32	29	11	65	185	65			
N	116	98			60	56	55	78	35	39	39	50	61	127	68			

Element		1	2	3	4	5	6	7	8	9	10	11	12		
Number of Days With Classified	0.0	2	3											5	
	0.1 ~ 10.0	22	17	17	1							6	28	91	
	10.1 ~ 20.0	7	8	14	23	6					2	21	23	3	107
	Daily Max. Temp.				6	25	30	14	18	28	10	1			132
	30.1							17	13						30
	- 5.0														
	- 4.9 ~ 0.0	10	4											4	18
	0.1 ~ 10.0	20	23	30	6							2	20	27	128
	Daily Mean Temp.	1	1	1	24	26	14		1	14	28	10			120
	20.1					5	16	31	30	16	1				99
	- 15.0														
	- 14.9 ~ - 5.0	1													1
	- 4.9 ~ 0.0	22	25	13	1									19	80
	Daily Min. Temp.	8	3	18	21	7						8	29	12	106
	10.1				8	24	30	31	31	30	23	1			178
	0.1mm	9	11	9	6	6	7	4	15	10	10	7	10	10	104
	10.0mm		1	3	4	2	2	1	4	2	5		1		25
	30.0mm		1		2	1	1		2	1	2				10
Daily Precip.											1			1	
80.0mm											1			1	
100.0mm											1			1	
1.0mm	6	9	10	5	7	7	4	12	7	8	5	5	5	85	
6.0mm		1	1	2	2	2	1	4	2	3		2	2	20	
10.0mm				2	1			4	1	2		1	1	11	
Hourly Max. Precip.					1			2		1				4	
30.0mm					1			1		1				3	
0.5 ~ 3.3%															
3.4 ~ 7.9%	12	10	15	12	18	22	13	12	15	13	14	12	12	168	
8.0 ~ 13.8%	18	14	14	13	12	7	15	18	13	16	14	19	19	173	
Daily Max. Wind Speed	1	4	2	5	1	1	3	1	2	2	2	2	2	24	
13.9%															
10 - Day Summary	Mean Temp.	1st	59	14	38	114	165	187	257	268	213	188	116	37	
		2nd	6	33	59	130	166	196	262	248	203	150	68	10	
		(0.1 ) 3rd	12	31	67	139	188	213	278	245	193	126	75	38	
	Mean Max. Temp.	1st	95	45	85	156	222	237	291	313	255	225	166	71	
		2nd	34	80	108	183	220	248	300	288	237	180	115	33	
		(0.1 ) 3rd	51	80	107	189	244	248	324	288	242	168	115	72	
	Mean Min. Temp.	1st	21	- 16	0	73	114	142	235	236	181	153	67	5	
		2nd	- 20	- 23	4	81	115	151	233	217	175	127	30	- 17	
		(0.1 ) 3rd	- 26	- 15	32	84	136	187	242	206	150	91	31	7	
	Mean Wind Speed	1st	21	31	27	28	22	24	52	20	19	23	24	24	
		2nd	30	38	21	31	21	15	31	20	27	26	23	28	
		(0.1%) 3rd	29	27	22	28	20	17	18	30	16	26	24	26	
Total Precip.	1st	200	220	10	970	245	175	65	350	420	1915	20	95		
	2nd	15	150	230	515	655	115	250	855	390	445	75	55		
	(0.1mm) 3rd	80	480	415	90	10	510		910	65		105	300		

Element		1	2	3	4	5	6	7	8	9	10	11	12					
(0.1 )	Air Temp.	Mean	5	17	55	130	176	214	264	254	202	150	66	3	128			
		Mean Max.	63	81	132	208	254	281	307	304	264	211	137	57	192			
		Mean Min.	- 43	- 37	- 9	59	106	154	235	210	153	104	9	- 41	75			
		Highest	141	142	197	289	317	332	342	354	296	274	207	130	354			
		Date	8	16	19	16	29	23	21	5	26	10	7	3	08/05			
		Lowest	- 93	- 71	- 52	- 10	64	0	212	0	79	1	- 34	- 98	- 98			
		Date	26	19	3	3	7	14	27	30	30	31	25	14	12/14			
(0.1mm)	Precip.	00~24h Total	115	390	245	395	245	375	3150	2060	1155	665	30	300	9125			
		Highest. 1 Daily	30	195	85	180	120	110	955	500	730	380	10	180	955			
		Date	22	22	25	5	9	26	15	21	11	1	23	24	07/15			
	Hourly	10	30	30	65	25	65	520	230	220	60	10	65	520				
	Date	29	22	2	25	9	26	15	22	11	1	3	24	07/15				
(0.1%)	Wind	Mean Speed	17	20	16	18	14	14	16	15	12	13	17	17	16			
		Highest Gust Speed	144	133	136	142	111	109	128	141	91	120	137	125	144			
		* Dir.	NW	NNE	NNE	WSW	W	SSW	S	NNE	NNE	NNW	NW	NNE	NW			
	Date	13	20	6	14	13	6	10	30	13	29	23	11	01/13				
(0.1%)	Wind Directions Only	Hourly Occurrence Maximum Speed	NNE	61	54	67	49	31	40	31	54	52	55	67	58	67		
			NE	46	40	52	32	45	29	43	39	43	43	68	44	68		
			ENE	20	15	28	16	25	24	27	24	35	26	20	17	35		
			E	19	13	19	28	33	24	16	36	27	36	16	16	36		
			ESE	7	9	21	33	19	34	30	35	26	27	9	8	35		
			SE	7	22	22	34	28	55	40	39	33	26	18	19	55		
			SSE	27	25	21	36	36	44	35	36	31	20	19	14	44		
			S	28	50	23	43	38	44	52	57	35	18	43	23	57		
			SSW	21	57	35	72	33	38	52	42	35	19	42	20	72		
			SW	31	68	34	69	49	43	49	50	41	19	56	27	69		
			WSW	20	37	38	60	56	42	37	51	34	19	56	31	60		
			W	39	28	49	43	38	34	26	25	24	16	54	39	54		
			WNW	28	32	50	54	53	41	33	24	28	14	60	27	60		
			NW	62	57	56	54	51	44	41	38	31	27	53	52	62		
			NNW	69	62	65	56	46	47	23	35	37	55	64	54	69		
			N	60	63	80	57	37	40	21	33	47	50	68	55	80		
			(0.1%)	Hourly Occurrence Percentage	CALM	176	149	190	144	230	303	198	181	242	250	265	207	211
					NNE	178	82	97	110	78	106	36	133	186	203	180	209	133
					NE	144	109	117	72	77	53	22	67	135	153	84	92	94
					ENE	54	49	44	40	27	21	8	13	43	48	45	31	35
E	16	12			19	17	19	10	4	30	25	34	11	19	18			
ESE	3	1			7	14	7	13	7	36	19	20	7	4	12			
SE	3	3			8	14	15	17	27	47	14	11	3	8	14			
SSE	8	6			12	24	38	28	70	58	19	13	10	9	25			
S	19	24			15	31	38	25	133	60	25	15	20	26	36			
SSW	15	30			24	50	35	32	137	60	32	16	25	24	40			
SW	38	36			31	115	69	49	149	67	29	13	45	32	56			
WSW	32	27			40	85	52	47	101	44	21	13	33	43	45			
W	23	21			50	43	38	28	28	17	19	16	14	27	27			
WNW	17	21			47	43	62	39	24	15	25	8	26	8	28			
NW	42	55	67	43	86	67	27	47	33	15	43	26	46					
NNW	86	189	117	64	77	86	15	48	57	46	70	82	77					
N	147	188	116	92	55	79	15	74	74	125	120	153	102					

Element		1	2	3	4	5	6	7	8	9	10	11	12			
Number of Days With Classified	Daily Max. Temp.	0.0	2	1										1	4	
		0.1 ~ 10.0	22	17	5									5	27	76
		10.1 ~ 20.0	7	10	26	13	2	1				14	23	3		99
		20.1 ~ 30.0				17	27	21	12	13	30	17	2			139
		30.1					2	8	19	18						47
	Daily Mean Temp.	-5.0														
		-4.9 ~ 0.0	17	7	1										16	41
		0.1 ~ 10.0	14	21	30	3						2	25	15		110
		10.1 ~ 20.0				27	27	8		1	13	27	5			108
	Daily Min. Temp.	20.1					4	22	31	30	17	2				106
		-15.0														
		-14.9 ~ -5.0	15	10	2										13	40
		-4.9 ~ 0.0	13	15	19	2		1		1				14	16	81
	Daily Precip.	0.1 ~ 10.0	3	3	10	26	14	1			2	15	16	2		92
		10.1				2	17	28	31	30	28	16				152
		0.1mm	9	7	9	7	6	6	17	12	5	6	4	10		98
		10.0mm		1		2	1	2	7	7	3	1		1		25
	Hourly Max. Precip.	30.0mm							4	2	1	1				8
		80.0mm							1							1
		100.0mm														
		1.0mm	3	6	7	5	3	5	15	11	6	6	1	4		72
Daily Max. Wind Speed	6.0mm				1		2	9	7	2	1		1		23	
	10.0mm							5	5	1					11	
	20.0mm							3	3	1					7	
	30.0mm							2							2	
Daily Max. Wind Speed	0.5 ~ 3.3%	2	1			1	1			2	2	2	2		13	
	3.4 ~ 7.9%	15	11	18	12	19	20	20	21	25	22	13	12		208	
	8.0 ~ 13.8%	11	16	13	17	11	8	11	9	3	7	15	17		138	
	13.9%	3			1				1						5	
10 - Day Summary	Mean Temp.	1st	43	7	36	121	163	195	261	276	212	185	100	10		
		2nd	-15	21	58	129	171	215	259	249	202	147	53	-16		
		3rd	-12	25	69	139	192	233	272	240	192	122	45	14		
	Mean Max. Temp.	1st	105	59	107	199	234	257	296	332	266	236	177	66		
		2nd	45	91	153	202	254	293	308	291	264	200	121	33		
		3rd	41	96	135	223	272	294	317	291	262	198	112	72		
	Mean Min. Temp.	1st	-9	-33	-28	58	102	136	237	235	171	147	37	-39		
		2nd	-57	-46	-17	64	97	134	228	217	149	106	-2	-60		
		3rd	-61	-32	14	56	119	192	239	182	139	64	-9	-27		
	Mean Wind Speed	1st	13	21	20	16	14	19	23	12	10	12	13	16		
		2nd	20	21	15	19	15	14	14	14	14	14	18	20		
		3rd	18	18	15	18	14	8	11	19	12	14	19	16		
Total Precip.	1st	15	65	65	200	220	160	955	40	275	575	15	70			
	2nd	35	130	50	130	5	5	1435	865	730	90		40			
	3rd	65	195	130	65	20	210	760	1155	150		15	190			

		Element	1	2	3	4	5	6	7	8	9	10	11	12			
(0.1 )	Air Temp.	Mean	11	20	56	134	181	219	272	262	207	153	69	8	133		
		Mean Max.	69	86	135	212	257	278	312	309	268	218	144	68	196		
		Mean Min.	- 41	- 42	- 16	62	104	171	240	221	154	101	3	- 43	76		
		Highest	139	161	198	292	306	321	344	359	301	287	223	138	359		
		Date	6	16	19	16	30	23	21	5	25	9	10	24	08/05		
		Lowest	- 90	- 86	- 62	- 14	54	99	209	146	75	- 7	- 47	- 102	- 102		
		Date	26	2	3	3	7	4	27	31	30	31	27	14	12/14		
(0.1mm)	Precip.	00~24h Total	105	235	310	530	95	405	1460	1690	1190	770	25	315	7130		
		Highest. 1	30	135	105	260	45	165	705	880	650	450	15	205	880		
		Daily	8	22	25	5	9	11	6	14	11	1	3	24	08/14		
		Date	8	22	20	5	9	11	6	14	11	1	3	24	07/06		
(0.1%)	Wind	Mean Speed	16	19	16	20	18	18	17	16	12	12	15	15	16		
		Highest Gust Speed	150	159	145	174	134	141	175	132	148	153	151	162	175		
		Dir.	N	SW	NNE	WSW	SE	S	WNW	S	WSW	NNE	NNE	WNW	WNW		
(0.1%)	Wind Directions Only	Date	30	19	6	6	9	6	31	14	11	29	23	24	07/31		
		Hourly Occurrence Maximum Speed	61	63	49	62	57	46	32	43	56	77	90	73	90		
		NNE	48	27	53	61	32	42	23	50	43	56	52	51	61		
		NE	20	7	20	24	18	19	50	45	30	41	16	34	50		
		ENE	22	34	19	36	29	20	14	21	27	32	17	13	36		
		E	27	50	25	37	35	31	27	25	33	27	14	36	50		
		ESE	40	43	24	33	47	27	26	39	47	26	31	14	47		
		SE	36	43	35	50	52	68	36	48	28	30	25	38	68		
		SSE	10	44		65	54	52	36	43	42	43	34	30	65		
		S	26	35	13	63	47	45	39	39	30	36	26	32	63		
		SSW	21	77	36	94	30	35	57	38	26	18	31	10	94		
		SW	48	82	65	78	58	49	72	55	69	28	53	71	82		
		WSW	59	40	65	79	51	54	53	66	39	38	58	36	79		
		W	49	54	73	70	60	54	47	48	36	27	50	66	73		
		WNW	61	52	60	58	55	46	31	38	33	42	61	52	61		
		NW	69	59	54	51	51	39	22	26	38	25	47	44	69		
		NNW	84	75	77	52	52	46	34	37	35	82	64	61	84		
		N	332	314	307	167	231	178	164	153	314	341	300	273	256		
		(0.1%)	Hourly Occurrence Percentage	CALM	60	17	43	53	31	38	13	47	65	91	122	101	57
				NNE	22	6	34	25	34	46	11	52	49	97	49	32	38
				NE	13	5	12	20	34	17	15	22	38	42	7	19	20
ENE	23			14	24	29	46	17	15	24	47	46	50	30	30		
E	15			11	35	44	32	38	32	40	58	44	29	39	35		
ESE	30			24	16	39	59	51	66	116	40	24	13	12	41		
SE	4			9	17	52	62	113	141	140	29	12	11	7	50		
SSE	4			11		37	36	68	74	67	36	9	13	3	30		
S	9			5	1	25	5	8	20	17	10	7	10	9	11		
SSW	16			23	9	17	8	8	42	13	21	20	17	11	17		
SW	34			35	26	60	22	42	102	43	38	20	24	44	41		
WSW	44			57	62	84	78	76	132	82	40	42	54	50	67		
W	86			106	128	105	137	103	85	54	64	39	67	89	88		
WNW	81			125	116	108	124	110	65	75	61	58	95	94	92		
NW	105			125	93	70	28	49	13	22	43	34	45	67	57		
NNW	122	115	77	63	34	40	11	32	47	74	96	120	69				

Element		1	2	3	4	5	6	7	8	9	10	11	12			
Number of Days With Classified	Daily Max. Temp.	0.0		1											1	
		0.1 ~ 10.0	22	16	6								4	25	73	
		10.1 ~ 20.0	9	11	25	11	2					7	24	6	95	
		20.1 ~ 30.0				18	28	23	9	10	29	24	2		143	
		30.1					1	7	22	21	1				52	
	Daily Mean Temp.	-5.0														
		-4.9 ~ 0.0	14	6	1										12	33
		0.1 ~ 10.0	17	22	29	3						2	26	19	118	
		10.1 ~ 20.0			1	26	24	7		1	9	25	4		97	
	Daily Min. Temp.	20.1					7	23	31	30	21	4			116	
		-15.0														
		-14.9 ~ -5.0	15	10	5										12	42
		-4.9 ~ 0.0	12	16	18	2						1	15	18	82	
	Daily Precip.	0.1 ~ 10.0	4	2	8	22	16	1			3	13	15	1	85	
		10.1				5	15	29	31	31	27	17			155	
		0.1mm	7	9	10	7	5	7	13	9	6	7	3	7	90	
		10.0mm		1	1	2		1	3	4	2	1		1	16	
	Hourly Max. Precip.	30.0mm							2	2	2	1			7	
		80.0mm								1					1	
		100.0mm														
		1.0mm	3	4	6	7	2	8	12	9	6	7	1	4	69	
6.0mm					1		2	3	4	2	2		1	15		
Daily Max. Wind Speed	10.0mm						1	2	1	2	2			8		
	20.0mm							2	1	1				4		
	30.0mm							1	1					2		
	0.5 ~ 3.3%	1											2	3		
Daily Max. Wind Speed	3.4 ~ 7.9%	15	6	13	3	11	13	20	19	23	26	13	14	176		
	8.0 ~ 13.8%	11	18	17	23	20	16	10	12	6	4	14	12	163		
	13.9%	4	3	1	3		1	1		1	1	3	3	21		
10 - Day Summary	Mean Temp.	1st	46	10	36	122	168	199	268	284	217	195	100	19		
		2nd	-10	24	56	136	176	220	270	256	207	148	57	-12		
		3rd	-2	28	74	145	196	238	278	248	197	120	51	17		
	Mean Max. Temp.	1st	109	60	112	197	238	261	301	333	267	245	182	84		
		2nd	51	101	156	209	259	284	309	294	269	204	128	43		
		3rd	50	101	136	231	273	288	324	301	269	207	122	76		
	Mean Min. Temp.	1st	-9	-37	-35	60	97	144	243	244	176	150	25	-38		
		2nd	-54	-53	-29	70	94	168	237	224	148	105	-3	-61		
		3rd	-59	-34	12	56	118	201	239	197	138	52	-14	-32		
	Mean Wind Speed	1st	11	19	20	20	19	22	21	15	9	12	12	15		
		2nd	20	20	13	21	18	17	16	17	16	11	17	16		
		3rd	17	18	15	21	16	15	16	17	11	13	15	15		
Total Precip.	1st	35	55	20	335	90	70	930	80	505	680	15	35			
	2nd	30	45	95	195	5	195	210	1075	650	90	5	70			
	3rd	40	135	195			140	320	535	35		5	210			

Element		1	2	3	4	5	6	7	8	9	10	11	12				
(0.1 )	Mean	10	22	60	133	176	205	258		197	144	60	- 3				
	Mean Max.	69	87	134	207	249	263	298		258	210	140	62				
	Mean Min.	- 44	- 35	- 8	65	106	153	227		147	95	- 9	- 65				
	Highest	140	143	190	271	324	313	335	343	292	280	210	126	343			
	Date	2	28	30	30	30	18	24	6	17	10	10	3	08/06			
	Lowest	- 110	- 82	- 55	- 12	59	88	181	145	62	- 19	- 48	- 125	- 125			
	Date	21	19	7	2	7	4	27	30	30	31	27	14	12/14			
(0.1mm)	00~24h Total		150	325	295	710	225	960	1715	1265	925	1095	10	180	7855		
	Highest.	1 Daily	65	225	150	390	125	350	480	715	440	720	10	160	720		
		Date	20	22	25	5	9	6	31	14	6	1	17	24	10/01		
		Hourly	25	40	30	60	20	155	475	145	110	120	10	80	475		
(0.1%)	Wind	Mean Speed	17	20	16	18	16	17	15		13	12	13	15			
		Highest Gust Speed	164	166	134	122	132	130	87	100	146	145	136	140	166		
(0.1%)	Wind	Dir.	NNW	NNW	NNW	N	E	SSE	E	ESE	E	NNW	N	S	NNW		
		Date	14	20	6	12	9	6	26	14	15	29	23	24	02/20		
Wind Directions Only	Hourly Occurrence Maximum Speed	NNE	36	18	39	49	21	39	19	38	43	38	24	54	54		
		NE	31	22	34	44	20	39	24	41	22	47	26	17	47		
		ENE	19	21	42	57	58	35	32	34	73	53	18	15	73		
		E	48	43	33	52	70	56	43	59	67	62	21	24	70		
		ESE	42	40	41	53	51	64	34	49	56	39	19	13	64		
		SE	5	21	36	28	37	29	22	44	30	34	21	17	44		
		SSE		50	57	40	34	40	44	32	19	27	21	7	57		
		S	46	50	60	66	69	65	51	46	44	44	46	41	69		
		SSW	25	28	35	47	40	31	32	29	33	24	31	22	47		
		SW	18	28	23	24	25	24	19	18	17	13	17	23	28		
		WSW	27	23	33	43	44	24	25	19	18	16	28	39	44		
		W	37	37	46	40	40	36	27	25	27	19	34	35	46		
		WNW	54	29	42	40	46	28	24	23	32	19	47	38	54		
		NW	51	61	50	50	44	36	19	31	31	48	43	50	61		
		NNW	64	60	55	54	58	39	19	24	34	49	49	59	64		
		N	50	37	52	45	52	44	23	29	59	41	43	55	59		
		(0.1%)	Hourly Occurrence Percentage	CALM	272	231	261	240	284	253	305	277	389	434	394	301	304
				NNE	19	7	26	25	4	8	7	21	25	34	6	13	16
				NE	12	13	26	26	22	14	15	23	15	18	17	9	17
				ENE	7	6	31	14	30	31	13	33	53	46	8	7	23
E	43			7	23	33	52	75	44	163	113	80	6	5	51		
ESE	11			12	16	29	32	57	43	103	64	34	6	8	33		
SE	1			3	11	10	17	24	15	21	6	12	6	1	10		
SSE				9	16	25	20	22	36	19	13	14	4	3	15		
S	39			71	105	165	144	194	304	73	49	37	38	35	106		
SSW	19			19	51	61	71	67	71	46	39	39	50	42	48		
SW	15			13	28	21	36	18	31	27	13	17	21	22	22		
WSW	30			15	44	61	32	28	38	38	32	17	29	34	33		
W	38			31	39	33	51	42	32	34	22	19	24	35	33		
WNW	71			45	44	44	65	26	15	29	24	23	46	62	42		
NW	175			217	106	85	58	47	13	25	50	46	111	180	94		
NNW	234			271	134	94	58	76	7	40	74	92	202	222	127		
N	16			28	39	32	23	18	11	29	22	37	35	20	26		



Element		1	2	3	4	5	6	7	8	9	10	11	12		
Number of Days With Classified	Daily Max. Temp.	0.0													
		0.1 ~ 10.0	23	18	6							7	27	81	
		10.1 ~ 20.0	8	10	25	12	4	1				12	22	4	98
		20.1 ~ 30.0				18	25	27	18	10	30	17	1		146
	30.1					2	2	13	11					28	
	Daily Mean Temp.	-5.0													
		-4.9 ~ 0.0	12	3	1									20	36
		0.1 ~ 10.0	19	25	29	3						3	26	11	116
		10.1 ~ 20.0			1	27	28	12		1	15	24	4		112
	20.1					3	18	31	20	15	2			89	
	Daily Min. Temp.	-15.0													
		-14.9 ~ -5.0	11	8	2									23	44
		-4.9 ~ 0.0	16	17	19	2						1	21	7	83
		0.1 ~ 10.0	4	3	10	23	12	2			3	13	9	1	80
	10.1				5	19	28	31	21	27	15			146	
	Daily Precip.	0.1mm	5	6	7	8	5	8	13	8	5	7	1	3	76
		10.0mm		1	1	2	1	3	5	2	2	3		1	21
		30.0mm				1		1	2	2	2	1			9
80.0mm															
100.0mm															
Hourly Max. Precip.	1.0mm	4	5	4	6	4	8	12	6	5	5	1	2	62	
	6.0mm				1		3	5	3	2	2		1	17	
	10.0mm						2	5	2	2	2			13	
	20.0mm							1						1	
30.0mm								1						1	
Daily Max. Wind Speed	0.5 ~ 3.3%									1		1		2	
	3.4 ~ 7.9%	14	9	15	6	9	14	25	17	20	23	14	12	178	
	8.0 ~ 13.8%	16	17	16	24	22	16	6	4	8	5	15	17	166	
	13.9%	1	2							1	1		2	7	
10 - Day Summary	Mean Temp. (0.1 )	1st	47	16	42	122	162	194	249	272	207	183	91	2	
		2nd	-6	26	60	135	177	202	259	243	200	144	47	-22	
		3rd	-8	27	75	143	189	220	265		186	107	41	8	
	Mean Max. Temp. (0.1 )	1st	107	64	112	190	227	260	278	318	255	236	182	76	
		2nd	53	102	154	206	252	266	305	282	263	197	121	39	
		3rd	50	98	135	225	265	264	310		256	196	119	71	
	Mean Min. Temp. (0.1 )	1st	-8	-23	-23	60	98	131	228	232	168	144	13	-62	
		2nd	-54	-47	-25	71	101	144	227	211	142	108	-18	-86	
		3rd	-67	-35	20	63	118	184	225		131	41	-22	-50	
	Mean Wind Speed (0.1%)	1st	16	21	21	19	16	20	20	15	9	13	11	13	
		2nd	18	21	14	20	15	17	13	14	17	12	15	16	
		3rd	17	17	14	16	17	15	13		12	11	13	16	
Total Precip. (0.1mm)	1st	50	50	10	495	185	400	935	20	510	995		15		
	2nd	65	50	70	190	30	125	280	1245	360	100	10	5		
	3rd	35	225	215	25	10	435	500		55			160		

Element		1	2	3	4	5	6	7	8	9	10	11	12				
(0.1 )	Air Temp.	Mean	2	13	60	126	173		261	250	203	153	63	3			
		Mean Max.	54	71	127	198	244		302	299	261	209	123	52			
		Mean Min.	- 44	- 39	3	70	116		234	216	159	105	13	- 39			
		Highest	128	143	191	278	293	319	329	359	288	268	207	131	359		
		Date	8	16	30	16	28	23	20	5	26	9	7	3	08/05		
		Lowest	- 100	- 75	- 36	- 5	84	132	219	144	91	9	- 52	- 97	- 100		
		Date	15	2	8	2	15	14	15	31	30	31	19	14	01/15		
(0.1mm)	Precip.	00~24h Total	200	400	115	770	480	675	2130	2740	965	375	250	430	9530		
		Highest. 1	Daily	75	195	35	275	255	320	730	600	495	260	100	275	730	
			Date	29	22	2	5	9	26	8	21	11	1	24	24	07/08	
			Hourly	30	65	25	55	105	90	440	400	165	70	45	95	440	
(0.1%)	Wind	Mean Speed	6	9	9	9	8	7	6	5	6	6	6	6	7		
		Highest Gust Speed	100	120	103	126	109	78	108	111	75	85	102	127	127		
		Dir.	W	S	S	S	S	W	S	S	N	N	S	N	N		
		Date	20	20	9	18	13	21	3	24	16	22	10	19	12/19		
(0.1%)	Wind Directions Only	Hourly Occurrence Maximum Speed	NNE	18	20	13	18	12	11	12	18	14	20	19	17	20	
			NE	18	20	12	17	10	11	7	12	16	16	20	19	20	
			ENE	13	17	13	16	13	11	10	12	19	13	17	20	20	
			E	21	16	16	15	11	14	9	14	15	16	19	16	21	
			ESE	10	16	15	14	9	10	11	11	17	9	18	11	18	
			SE	15	11	18	10	11	11	7	9	8	7	17	18	18	
			SSE	11	19	20	16	12	11	5	9	10	12	37	16	37	
			S	24	43	21	33	15	12	12	13	9	10	40	21	43	
			SSW	31	46	48	50	38	30	33	42	25	32	23	24	50	
			SW	28	46	46	40	39	26	38	36	26	19	17	31	46	
			WSW	20	24	24	28	20	18	23	12	15	21	11	22	28	
			W	15	18	25	19	18	17	11	5	10	16	9	17	25	
			WNW	18	24	22	13	19	14	11	10	9	19	9	19	24	
			NW	18	18	20	26	17	14	11	13	9	15	12	16	26	
		NNW	23	23	20	22	16	13	10	17	21	22	14	21	23		
		N	20	25	25	18	11	14	10	13	21	22	19	24	25		
		(0.1%)	Hourly Occurrence Percentage	CALM	466	403	406	393	462	449	535	543	457	395	538	550	467
				NNE	38	10	8	26	5	11	19	49	65	129	28	19	34
				NE	16	12	6	19	12	10	3	25	26	48	31	22	19
				ENE	8	9	8	15	8	17	4	38	40	50	42	24	22
				E	35	15	15	10	22	32	9	32	35	40	67	34	29
				ESE	16	13	22	6	11	19	12	18	26	9	17	16	15
				SE	18	19	21	10	5	15	7	10	6	1	15	28	13
				SSE	24	54	37	24	12	6	1	3	13	1	28	28	19
				S	54	58	37	69	26	21	24	17	6	4	68	56	36
				SSW	51	68	63	79	86	64	105	63	42	17	29	39	59
				SW	42	71	105	86	137	124	167	68	43	23	8	38	76
				WSW	35	39	54	72	54	63	43	13	13	12	6	17	35
W	12			31	30	36	22	26	20	3	7	8	8	8	18		
WNW	16			31	39	11	27	29	19	8	10	9	4	13	18		
NW	22	30	41	36	35	36	16	11	11	27	11	11	24				
NNW	55	49	52	39	43	36	7	51	81	98	15	28	46				
N	92	86	56	68	34	43	9	50	121	126	86	69	70				

Element		1	2	3	4	5	6	7	8	9	10	11	12			
Number of Days With Classified	Daily Max. Temp.	0.0	2											1	3	
		0.1 ~ 10.0	26	23	4								10	28	91	
		10.1 ~ 20.0	3	5	26	15	2					12	19	2	84	
		20.1 ~ 30.0				15	27	18	13	15	30	19	1		138	
		30.1						3	18	16					37	
	Daily Mean Temp.	- 5.0	2												1	3
		- 4.9 ~ 0.0	14	10	1										15	40
		0.1 ~ 10.0	15	18	28	4						2	24	15	106	
		10.1 ~ 20.0				26	27	3		1	12	26	6		101	
		20.1					2	18	31	30	18	3			102	
	Daily Min. Temp.	- 15.0														
		- 14.9 ~ - 5.0	15	8									1	13	37	
		- 4.9 ~ 0.0	12	19	13	1							11	16	72	
		0.1 ~ 10.0	4	1	17	26	9				2	14	18	2	93	
		10.1				3	20	21	31	31	28	17			151	
	Daily Precip.	0.1mm	7	6	8	8	6	8	16	13	4	5	7	10	98	
		10.0mm		2		3	2	2	5	8	2	1	1	1	27	
		30.0mm						1	3	4	2				10	
		80.0mm														
		100.0mm														
	Hourly Max. Precip.	1.0mm	5	5	4	5	4	6	10	14	3	4	6	7	73	
6.0mm			1			2	1	5	6	2	1		1	19		
10.0mm						1		3	5	2				11		
20.0mm								2	4					6		
30.0mm								1	2					3		
Daily Max. Wind Speed	0.5 ~ 3.3%	3					1		4	5	2	1	6	22		
	3.4 ~ 7.9%	24	22	25	20	25	29	26	23	25	28	28	23	298		
	8.0 ~ 13.8%	4	6	5	10	6		5	3		1	1	2	43		
	13.9%															
10 - Day Summary	Mean Temp. (0.1 )	1st	43	1	35	115	166		255	272	212	183	104	21		
		2nd	- 20	17	65	124	169	210	257	244	203	149	45	- 26		
		3rd	- 16	22	75	139	185	231	270	234	194	128	40	12		
	Mean Max. Temp. (0.1 )	1st	96	48	95	186	238		295	323	265	232	172	69		
		2nd	35	86	148	191	239	281	300	289	263	203	103	26		
		3rd	33	82	136	217	257	291	310	288	256	195	94	59		
	Mean Min. Temp. (0.1 )	1st	- 1	- 42	- 18	60	111		233	238	175	145	47	- 22		
		2nd	- 64	- 45	0	74	113	156	229	220	158	103	- 3	- 72		
		3rd	- 64	- 28	23	77	124	195	241	193	144	71	- 4	- 24		
	Mean Wind Speed (0.1%)	1st	6	8	10	9	7	8	7	6	5	6	6	6		
		2nd	7	9	8	10	9	7	5	4	8	7	6	6		
		3rd	7	8	9	9	7	6	5	7	5	7	7	5		
Total Precip. (0.1mm)	1st		5	70	420	280	165	1225	190	50	315	60	95			
	2nd	50	200	5	345	5	5	580	1265	495	60		30			
	3rd	150	195	40	5	195	505	325	1285	420		190	305			

Element		1	2	3	4	5	6	7	8	9	10	11	12					
(0.1 )	Air Temp.	Mean	- 7	8	54	130	179	216	266	255	205	153	61	- 4	126			
		Mean Max.	55	77	132	210	262	288	316	311	272	222	133	52	194			
		Mean Min.	- 66	- 54	- 17	55	106	153	232	213	152	102	- 2	- 55	68			
		Highest	145	162	205	296	305	341	347	373	316	290	225	133	373			
		Date	8	16	30	16	1	23	9	5	26	10	7	3	08/05			
		Lowest	- 134	- 105	- 61	- 3	70	94	211	154	93	- 9	- 63	- 123	- 134			
		Date	15	2	7	3	7	4	13	30	29	30	19	14	01/15			
(0.1mm)	Precip.	00~24h Total	135	645	220	740	635	795	4005	3170	855	395	160	295	12050			
		Highest. 1	Daily	65	280	70	245	310	380	625	1165	400	160	100	270	1165		
			Date	29	22	2	17	31	27	15	21	27	1	24	24	08/21		
			Hourly	25	60	30	80	270	325	355	575	130	55	25	90	575		
	Date	21	22	2	17	31	27	6	24	11	1	24	24	08/24				
(0.1%)	Wind	Mean Speed	15	17	19	22	20	18	12	14	17	16	15	17	17			
		Highest Gust Speed	120	130	135	141	162	117	153	139	100	129	140	134	162			
		* Dir.	NW	NNW	W	W	W	SE	W	W	ESE	ENE	WSW	WNW	W			
	Date	20	9	9	28	13	26	14	18	16	22	10	31	05/13				
(0.1%)	Wind Directions Only	Hourly Occurrence Maximum Speed	NNE	38	20	37	33	32	35	21	32	30	29	41	38	41		
			NE	43	26	25	31	14	21	14	50	39	38	35	26	50		
			ENE	25	21	42	49	43	38	30	37	49	67	41	35	67		
			E	17	12	44	52	39	34	34	34	49	55	33	35	55		
			ESE	17	19	25	55	40	55	38	32	39	36	34	24	55		
			SE	19	25	17	30	21	23	29	33	14	15	33	9	33		
			SSE	42	40	25	20	13	8	18	17	13	17	26	12	42		
			S	43	58	12	18	15	12	22	12	24	18	23	11	58		
			SSW	30	50	29	36	32	19	26	23	15	22	39	19	50		
			SW	56	39	46	72	53	42	52	36	31	24	31	25	72		
			WSW	24	30	64	74	69	56	55	44	54	55	53	57	74		
			W	54	56	81	82	86	62	49	63	45	66	84	70	86		
			WNW	44	45	53	42	37	30	30	22	24	33	56	53	56		
			NW	51	58	51	39	23	25	17	19	17	32	35	36	58		
			NNW	61	54	32	23	22	33	19	34	25	31	36	31	61		
			N	52	45	49	52	25	33	17	34	37	47	45	28	52		
			(0.1%)	Hourly Occurrence Percentage	CALM	167	188	249	146	128	132	296	233	158	212	233	201	195
					NNE	70	39	15	11	7	8	7	16	26	23	22	42	24
					NE	35	22	10	7	5	13	9	35	24	36	22	12	19
					ENE	26	18	27	57	71	74	51	138	194	173	72	88	83
					E	13	13	129	172	240	218	149	227	285	253	151	163	169
					ESE	22	24	51	44	48	46	78	59	47	56	43	40	47
					SE	57	49	5	19	5	8	24	11	8	15	17	9	19
					SSE	66	65	14	8	5	1	5	4	10	9	10	7	17
					S	49	61	1	1	3	6	9	3	6	9	10	3	13
					SSW	32	33	7	4	11	7	11	10	10	8	6	9	12
					SW	18	16	18	26	30	26	30	18	31	24	28	15	23
WSW	19	19			122	126	140	168	106	59	56	42	88	74	85			
W	57	64			179	226	210	193	152	81	69	30	131	163	130			
WNW	88	126			90	93	54	50	44	32	22	23	72	104	66			
NW	97	143	44	29	17	22	12	23	10	17	29	19	38					
NNW	102	76	18	13	20	21	8	31	11	30	26	24	31					
N	84	43	21	15	5	7	8	18	33	39	40	27	28					

2017

Element		1	2	3	4	5	6	7	8	9	10	11	12			
Number of Days With Classified	Daily Max. Temp.	0.0	3											1	4	
		0.1 ~ 10.0	24	19	6								7	27	83	
		10.1 ~ 20.0	4	9	22	12	1					9	21	3	81	
		20.1 ~ 30.0			2	18	27	16	8	8	27	22	2		130	
		30.1					3	14	23	23	3				66	
	Daily Mean Temp.	-5.0	5											4	9	
		-4.9 ~ 0.0	14	11	1									14	40	
		0.1 ~ 10.0	12	17	28	4						2	24	13	100	
		10.1 ~ 20.0			1	26	26	10		1	11	26	6		107	
		20.1					5	20	31	30	19	3			108	
	Daily Min. Temp.	-15.0												3	15	61
		-14.9 ~ -5.0	20	17	6									13	14	62
		-4.9 ~ 0.0	8	10	15	1						1	13	14	2	89
		0.1 ~ 10.0	3	1	9	29	14	1			2	14	14	2	152	
		10.1					17	29	31	31	28	16			1	
	Daily Precip.	0.1mm	5	6	9	9	6	8	21	15	4	5	7	4	99	
		10.0mm		2		4	2	3	12	7	2	2	1	1	36	
		30.0mm					1	1	4	3	2				11	
		80.0mm								1					1	
		100.0mm								1					1	
	Hourly Max. Precip.	1.0mm	5	6	6	9	6	6	19	15	4	4	3	3	86	
		6.0mm		2		1	1	2	14	7	2			1	30	
		10.0mm					1	2	10	6	2				21	
		20.0mm					1	1	4	2					8	
30.0mm							1	2	2					5		
Daily Max. Wind Speed	0.5 ~ 3.3%															
	3.4 ~ 7.9%	20	13	10	7	15	16	20	22	23	27	16	20	209		
	8.0 ~ 13.8%	11	15	20	22	15	14	8	6	7	4	13	11	146		
	13.9%				1	1		3	1			1		7		
10 - Day Summary	Mean Temp.	1st	35	-6	25	120	172	191	263	280	214	187	105	17		
		2nd	-32	13	60	129	175	216	263	250	207	150	41	-33		
		3rd	-24	21	73	141	188	241	272	238	194	125	38	4		
	Mean Max. Temp.	1st	99	53	95	196	253	257	312	340	277	246	186	70		
		2nd	33	89	159	204	257	298	315	300	269	214	113	24		
		3rd	36	91	140	230	275	310	320	296	270	208	101	62		
	Mean Min. Temp.	1st	-21	-57	-41	56	99	127	232	234	167	147	37	-30		
		2nd	-91	-63	-23	57	104	142	226	217	151	102	-21	-93		
		3rd	-85	-41	9	52	115	190	236	191	139	61	-22	-45		
	Mean Wind Speed	1st	12	17	22	23	18	19	13	14	16	12	16	17		
		2nd	17	19	18	22	22	19	13	13	19	16	15	17		
		3rd	16	15	18	22	19	17	11	14	17	19	15	17		
	Total Precip.	1st		20	80	280	265	60	2255	215	90	210	35			
		2nd	15	345	25	415	15	30	930	885	365	185		15		
		3rd	120	280	115	45	355	705	820	2070	400		125	280		

		Element	1	2	3	4	5	6	7	8	9	10	11	12			
(0.1 )	Air Temp.	Mean	-34	-19	26	112	154	186	233	220	166	118	36	-35	97		
		Mean Max.	23	40	89	177	224	253	278	270	222	175	97	9	155		
		Mean Min.	-84	-72	-29	50	86	127	197	183	117	73	-20	-80	46		
		Highest	97	132	159	258	286	308	313	332	259	249	181	82	332		
		Date	8	16	19	16	29	18	22	6	25	9	7	3	08/06		
		Lowest	-167	-118	-86	-18	44	61	156	117	32	-27	-80	-149	-167		
		Date	15	2	3	2	27	4	27	27	30	31	19	14	01/15		
(0.1mm)	Precip.	00~24h Total	270	715	490	850	340	755	3010	2115	1300	620	210	450	11125		
		Highest. 1 Daily	105	255	150	225	190	415	540	695	685	205	115	300	695		
		Date	29	22	25	6	9	26	9	14	11	12	24	24	08/14		
		Hourly Date	25	70	30	105	60	255	525	230	165	60	45	115	525		
(0.1%)	Wind	Mean Speed	17	18	12	15	13	11	10	9	10	9	15	19	13		
		Highest Gust Speed	133	133	133	127	117	105	89	85	85	107	102	101	133		
		Dir.	SSW	WSW	NNE	NE	ENE	W	SE	SE	W	SSE	ENE	NE	NNE		
(0.1%)	Wind Directions Only	Date	27	23	9	28	7	6	14	24	20	22	22	10	03/09		
		Hourly Occurrence Maximum Speed	26	23	23	30	26	19	26	21	24	32	28	41	41		
		NNE	51	42	44	48	44	29	27	25	30	29	39	46	51		
		NE	64	48	45	54	53	39	27	24	34	34	43	52	64		
		ENE	32	28	31	36	32	28	26	26	17	27	33	31	36		
		E	28	27	26	25	31	22	22	19	20	16	29	35	35		
		ESE	24	27	24	23	35	21	19	22	25	26	22	29	35		
		SE	29	30	19	28	26	21	23	29	28	24	18	21	30		
		SSE	21	37	30	33	26	23	28	24	27	32	30	24	37		
		S	37	36	22	39	31	49	29	26	26	31	37	29	49		
		SSW	25	28	17	27	28	61	25	26	23	27	31	26	61		
		SW	28	30	17	29	31	21	19	25	19	38	32	23	38		
		WSW	25	22	17	21	13	15	23	24	28	20	24	34	34		
		W	35	17	20	30	14	15	20	19	27	25	26	15	35		
		WNW	26	10	17	34	16	12	20	15	12	15	22	14	34		
		NW	19	26	20	32	10	15	17	15	17	25	21	28	32		
		NNW	17	25	13	27	17	18	18	15	18	18	21	16	27		
		(0.1%)	Hourly Occurrence Percentage	CALM	151	167	273	159	219	213	218	234	251	317	192	93	207
				NNE	46	24	34	53	27	33	42	27	32	38	46	43	37
				NE	226	228	178	178	142	96	137	71	82	94	192	235	155
				ENE	254	284	175	171	188	160	116	74	113	101	257	336	185
				E	44	45	54	42	51	38	30	26	24	40	56	77	44
ESE	28			31	13	22	15	25	15	26	28	19	21	27	22		
SE	17			6	20	24	24	33	17	26	11	31	11	11	19		
SSE	9			21	16	24	32	42	17	65	38	23	6	7	25		
S	13			13	20	47	36	35	26	60	44	40	18	13	31		
SSW	34			25	35	67	60	78	74	82	51	52	29	20	51		
SW	59			40	67	60	87	118	118	125	144	121	69	44	88		
WSW	48			58	57	42	59	70	87	97	101	78	56	48	67		
W	19			18	13	26	26	24	32	23	26	13	8	20	21		
WNW	15			7	15	19	9	8	26	19	17	5	11	7	13		
NW	11			9	11	18	7	8	16	12	13	7	8	8	11		
NNW	12	13	8	17	7	3	13	13	13	11	8	5	10				
N	13	10	9	32	9	17	16	22	13	9	13	5	14				

Element		1	2	3	4	5	6	7	8	9	10	11	12		
Number of Days With Classified	Daily Max. Temp.	0.0	10	6	2									14	32
		0.1 ~ 10.0	21	21	14	1						1	15	17	90
		10.1 ~ 20.0		1	15	21	7	2		1	6	23	15		91
		20.1 ~ 30.0				8	24	27	28	27	24	7			145
		30.1						1	3	3					7
	Daily Mean Temp.	-5.0	13	3	1									10	27
		-4.9 ~ 0.0	10	17	4								7	16	54
		0.1 ~ 10.0	8	8	26	10						10	21	5	88
		10.1 ~ 20.0				20	29	19		7	30	21	2		128
		20.1					2	11	31	24					68
	Daily Min. Temp.	-15.0	2												2
		-14.9 ~ -5.0	19	21	7								7	25	79
		-4.9 ~ 0.0	9	6	22	1						2	14	6	60
		0.1 ~ 10.0	1	1	2	27	26	6			7	18	9		97
		10.1				2	5	24	31	31	23	11			127
	Daily Precip.	0.1mm	8	9	14	10	5	10	19	19	5	6	7	7	119
		10.0mm	1	2	1	3	2	2	10	3	4	2	1	1	32
		30.0mm						1	3	3	2			1	10
		80.0mm													
		100.0mm													
Hourly Max. Precip.	1.0mm	7	7	11	9	5	8	18	17	4	6	5	4	101	
	6.0mm		1		3	1	2	8	7	1	1		1	25	
	10.0mm				1		1	6	3	1			1	13	
	20.0mm						1	1	1					3	
	30.0mm							1						1	
Daily Max. Wind Speed	0.5 ~ 3.3%			1						2				3	
	3.4 ~ 7.9%	16	11	19	17	25	26	27	30	27	30	21	19	268	
	8.0 ~ 13.8%	15	17	10	13	6	4	4	1	1	1	9	12	93	
	13.9%														
10 - Day Summary	Mean Temp. (0.1 )	1st	11	-37	-3	95	145	165	228	242	174	158	78	-19	
		2nd	-57	-12	40	115	148	189	231	215	170	113	17	-64	
		3rd	-53	-6	40	126	168	205	239	204	154	88	14	-23	
	Mean Max. Temp. (0.1 )	1st	59	15	57	159	208	227	271	295	229	206	153	19	
		2nd	-2	52	118	179	219	265	279	257	216	161	74	-13	
		3rd	12	57	91	194	244	268	283	259	222	160	65	20	
	Mean Min. Temp. (0.1 )	1st	-30	-81	-52	36	80	106	201	206	128	119	16	-63	
		2nd	-105	-77	-27	62	79	120	187	186	125	71	-35	-113	
		3rd	-113	-54	-9	53	97	154	203	160	99	32	-41	-65	
	Mean Wind Speed (0.1%)	1st	15	18	17	13	15	15	11	9	8	8	11	18	
		2nd	18	20	10	18	14	9	10	8	13	9	18	20	
		3rd	17	16	10	15	11	9	8	10	8	10	16	19	
Total Precip. (0.1mm)	1st	25	90	125	335	320	170	1725	210	270	315	55	125		
	2nd	60	365	40	425		30	735	970	685	305	5	10		
	3rd	185	260	325	90	20	555	550	935	345		150	315		

		Element	1	2	3	4	5	6	7	8	9	10	11	12			
(0.1 )	Air Temp.	Mean	- 2	10	50	122	175	217	266	255	203	147	64	1	126		
		Mean Max.	52	66	118	189	245	274	306	303	263	213	130	54	184		
		Mean Min.	- 51	- 42	- 13	62	113	172	238	218	153	92	3	- 44	75		
		Highest	128	145	187	271	301	309	339	363	314	274	224	137	363		
		Date	8	16	19	16	28	23	21	5	26	10	7	3	08/05		
		Lowest	- 104	- 82	- 45	- 19	84	111	204	141	79	- 2	- 53	- 111	- 111		
		Date	24	2	15	2	7	4	15	31	30	31	19	14	12/14		
(0.1mm)	Precip.	00~24h Total	140	415	180	530	780	405	2955	2910	935	275	80	395	10000		
		Highest. 1	Daily	65	155	45	205	460	195	1045	1135	440	180	40	275	1135	
		Date	29	20	28	17	31	26	15	24	27	1	23	24	08/24		
		Hourly	20	60	30	95	315	180	540	850	150	50	25	95	850		
(0.1%)	Wind	Mean Speed	22	26	25	27	19	20	20	19	19	22	22	22	22		
		Highest Gust Speed	153	151	130	141	145	100	181	156	146	149	159	136	181		
		* Dir.	NW	WSW	W	SW	WSW	WSW	W	E	ENE	NW	WNW	WNW	W		
(0.1%)	Wind Directions Only	Date	20	20	9	14	13	9	14	19	5	29	24	10	07/14		
		Hourly Occurrence Maximum Speed	NNE	38	33	58	47	15	41	26	37	66	86	70	52	86	
		NE	43	51	49	64	34	31	40	61	73	95	53	61	95		
		ENE	39	60	35	58	47	56	31	57	54	80	42	67	80		
		E	30	24	37	40	45	69	30	44	32	43	32	32	69		
		ESE	25	24	29	26	49	56	50	33	22	26	33	40	56		
		SE	28	34	29	54	56	35	35	48	27	21	32	32	56		
		SSE	48	35	35	32	27	41	34	47	23	6	29	29	48		
		S	49	50	40	75	50	44	58	68	31	20	65	54	75		
		SSW	64	83	25	100	56	52	69	52	30	17	68	47	100		
		SW	21	84	43	94	77	34	62	75	26	19	65	47	94		
		WSW	32	101	90	76	69	64	55	69	54	24	84	49	101		
		W	63	59	86	82	83	65	73	61	45	43	46	57	86		
		WNW	96	80	84	71	58	63	63	46	51	51	81	75	96		
		NW	69	78	85	64	51	56	25	43	45	88	71	67	88		
		NNW	46	48	36	36	34	20	12	37	16	36	49	47	49		
		N	67	39	47	41	14	34	14	39	56	45	54	55	67		
		(0.1%)	Hourly Occurrence Percentage	CALM	74	57	70	92	267	244	175	122	66	77	64	75	115
				NNE	47	40	20	31	7	17	8	38	89	122	63	64	45
NE	105			54	44	39	27	30	15	86	168	198	97	73	78		
ENE	112			54	56	44	34	42	24	94	129	156	100	78	77		
E	74			57	40	25	30	35	27	67	45	57	47	75	48		
ESE	31			40	32	21	16	29	28	47	38	30	47	52	34		
SE	49			48	62	54	35	42	59	55	64	27	75	82	54		
SSE	36			48	56	57	27	15	55	67	45	8	31	52	42		
S	43			49	52	67	43	20	96	71	32	19	50	68	51		
SSW	19			25	28	42	47	33	125	50	31	16	39	29	41		
SW	18			28	39	42	44	20	59	26	19	14	13	19	28		
WSW	15			31	38	61	54	49	78	28	26	7	29	19	36		
W	40			49	116	175	147	159	144	78	42	21	33	26	86		
WNW	66	131	185	157	170	179	84	67	91	67	67	42	108				
NW	148	190	124	57	39	65	15	47	64	94	131	109	90				
NNW	58	58	20	14	9	5	1	22	16	29	54	79	30				
N	65	42	16	24	4	15	5	35	34	57	60	60	35				



Element		1	2	3	4	5	6	7	8	9	10	11	12			
Number of Days With Classified	Daily Max. Temp.	0.0	2	1										1	4	
		0.1 ~ 10.0	25	21	6								7	26	85	
		10.1 ~ 20.0	4	6	25	17	2	1				10	21	3	89	
		20.1 ~ 30.0				13	28	25	11	12	27	20	2		138	
		30.1					1	2	20	19	1				43	
	Daily Mean Temp.	- 5.0	1											3	4	
		- 4.9 ~ 0.0	16	8	1									12	37	
		0.1 ~ 10.0	14	20	30	5						2	24	15	110	
		10.1 ~ 20.0				25	27	7		1	12	26	6		104	
		20.1					4	21	31	30	16	2			104	
	Daily Min. Temp.	- 15.0												1	12	42
		- 14.9 ~ - 5.0	18	11										15	16	80
		- 4.9 ~ 0.0	10	15	22	1						1	15	16	87	
		0.1 ~ 10.0	3	2	9	26	12				2	17	14	2	87	
		10.1				3	19	28	31	31	26	12			150	
	Daily Precip.	0.1mm	7	7	9	6	5	7	18	11	4	6	5	7	92	
		10.0mm		2		2	2	1	9	7	2	1		1	27	
		30.0mm					1		3	4	2				10	
		80.0mm							1	1					2	
		100.0mm							1	1					2	
Hourly Max. Precip.	1.0mm	3	6	6	5	4	5	14	9	4	3	2	3	64		
	6.0mm		1		1	1	3	8	5	2			1	22		
	10.0mm					1	2	4	4	2				13		
	20.0mm					1		2	3					6		
	30.0mm					1		2	2					5		
Daily Max. Wind Speed	0.5 ~ 3.3%	1												1		
	3.4 ~ 7.9%	20	15	18	11	23	15	21	21	19	21	14	16	214		
	8.0 ~ 13.8%	9	12	13	18	7	12	7	9	8	8	14	14	131		
	13.9%	1	1		1	1		3	1	1	1	2		12		
10 - Day Summary	Mean Temp. (0.1 )	1st	37	- 1	29	107	162	193	264	279	212	182	102	21		
		2nd	- 22	14	50	124	169	216	257	251	202	141	50	- 26		
		3rd	- 20	18	68	135	192	236	275	238	194	121	40	8		
	Mean Max. Temp. (0.1 )	1st	93	43	88	173	234	245	301	327	269	236	176	73		
		2nd	32	82	135	185	238	281	302	295	256	204	111	28		
		3rd	33	73	130	210	262	289	315	290	264	198	102	61		
	Mean Min. Temp. (0.1 )	1st	- 12	- 42	- 27	50	103	145	240	241	169	135	37	- 28		
		2nd	- 72	- 53	- 25	72	106	163	227	222	151	90	- 10	- 74		
		3rd	- 68	- 29	12	64	129	204	245	195	138	56	- 17	- 29		
	Mean Wind Speed (0.1%)	1st	20	24	29	25	21	25	28	18	16	19	22	25		
		2nd	23	30	22	30	19	15	16	19	27	23	22	21		
		3rd	24	23	23	27	18	20	18	21	17	24	23	20		
Total Precip. (0.1mm)	1st		20	85	180	255	55	1090	135	130	235	25	80			
	2nd	45	250	20	345			1395	660	365	40		40			
	3rd	95	145	75	5	525	350	470	2115	440		55	275			

Element		1	2	3	4	5	6	7	8	9	10	11	12				
(0.1 )	Air Temp.	Mean	3	12	57	131	183	217	269	258	209	155	70	6	131		
		Mean Max.	51	67	122	195	249	273	309	301	263	209	125	50	185		
		Mean Min.	- 41	- 31	8	80	129	175	242	224	164	110	19	- 33	87		
		Highest	129	144	192	285	304	318	350	354	299	274	214	137	354		
		Date	8	16	19	16	30	23	21	5	26	8	7	3	08/05		
		Lowest	- 96	- 64	- 29	22	101	125	211	150	102	19	- 38	- 109	- 109		
		Date	15	2	8	2	17	4	15	31	30	31	19	14	12/14		
(0.1mm)	Precip.	00~24h Total	110	375	200	570	815	880	3140	3195	990	295	85	380	11035		
		Highest. 1	Daily	45	170	50	220	455	515	1160	750	485	170	40	245	1160	
			Date	29	22	28	17	31	26	15	21	27	1	23	24	07/15	
			Hourly	15	40	25	60	350	440	440	710	130	60	20	95	710	
(0.1%)	Wind	Date	29	20	28	17	31	26	15	28	27	1	23	24	08/28		
		Mean Speed	25	30	29	31	27	26	23	23	21	21	24	24	25		
		Highest Gust Speed	152	147	149	171	149	124	178	128	110	160	140	223	223		
		* Dir.	W	NW	W	SW	W	WNW	WNW	SSW	NE	WNW	W	NNE	NNE		
(0.1%)	Wind Directions Only	Date	22	20	9	14	13	24	14	28	27	29	24	10	12/10		
		Hourly Occurrence Maximum Speed	31	24	45	37	14	35	12	26	46	50	38	29	50		
		NNE	31	34	31	34	27	21	26	40	54	44	30	32	54		
		NE	48	60	36	58	54	47	33	60	62	64	34	53	64		
		ENE	37	42	60	36	44	62	45	47	54	48	30	45	62		
		E	26	28	24	31	21	23	35	33	33	24	33	33	35		
		ESE	36	30	34	44	61	53	64	55	30	27	37	39	64		
		SE	58	53	45	51	39	65	46	55	37	35	42	44	65		
		SSE	34	54	32	69	33	31	46	45	31	29	51	39	69		
		S	69	54	40	75	55	53	56	51	48	29	67	47	75		
		SSW	72	89	41	117	88	59	79	75	55	23	74	44	117		
		SW	39	70	73	67	47	38	47	54	29	15	55	45	73		
		WSW	67	58	89	94	91	71	54	52	44	52	90	65	94		
		W	86	85	92	83	79	71	55	52	62	104	92	78	104		
		WNW	98	98	96	86	60	64	34	47	59	95	79	78	98		
		NW	86	75	61	48	33	36	30	34	34	49	68	93	93		
		NNW	48	47	28	32	24	27	21	37	47	51	49	43	51		
		N	46	18	39	26	35	74	104	58	54	42	29	39	47		
		(0.1%)	Hourly Occurrence Percentage	CALM	66	43	19	25	9	13	4	39	95	158	54	58	49
				NNE	80	22	13	32	16	15	12	28	96	130	70	46	47
NE	82			42	46	43	44	24	26	62	119	111	72	67	61		
ENE	92			36	44	32	35	50	35	83	60	61	54	85	56		
E	35			34	27	19	31	21	17	31	25	29	29	34	28		
ESE	44			52	56	50	69	54	58	79	60	29	86	87	61		
SE	44			64	66	79	78	78	116	125	66	37	89	83	77		
SSE	22			61	77	89	62	35	94	62	39	19	32	47	53		
S	27			33	54	54	60	56	104	55	35	14	31	48	48		
SSW	18			39	42	97	81	49	141	43	29	14	22	36	51		
SW	18			22	63	58	48	56	35	24	13	5	19	16	32		
WSW	42			49	102	121	148	147	113	51	54	20	43	26	77		
W	80			163	192	164	204	222	112	95	88	72	67	44	125		
WNW	133			148	89	58	48	50	15	43	60	77	107	108	78		
NW	89	106	39	31	20	28	12	48	45	74	82	102	56				
NNW	84	64	32	19	11	31	3	73	61	108	113	74	56				

Element		1	2	3	4	5	6	7	8	9	10	11	12		
Number of Days With Classified	Daily Max. Temp.	0.0	2	1										2	5
		0.1 ~ 10.0	25	21	6								9	27	88
		10.1 ~ 20.0	4	6	25	16	2					12	19	2	86
		20.1 ~ 30.0				14	28	26	10	14	30	18	2		142
		30.1					1	4	21	17					43
	Daily Mean Temp.	- 5.0	1											2	3
		- 4.9 ~ 0.0	15	7	1									12	35
		0.1 ~ 10.0	15	20	30	2						2	24	17	110
		10.1 ~ 20.0				28	24	8		1	10	25	6		102
		20.1					7	22	31	30	20	3			113
	Daily Min. Temp.	- 15.0													
		- 14.9 ~ - 5.0	14	6										11	31
		- 4.9 ~ 0.0	12	20	14								11	14	71
		0.1 ~ 10.0	5	2	17	25						12	19	6	86
		10.1				5	31	30	31	31	30	18			176
	Daily Precip.	0.1mm	7	6	10	7	5	6	16	13	4	7	4	6	91
		10.0mm		2		3	3	2	7	8	3	1		1	30
		30.0mm					1	1	3	4	2				11
		80.0mm							1						1
		100.0mm							1						1
Hourly Max. Precip.	1.0mm	2	3	6	5	5	6	15	12	4	5	4	5	72	
	6.0mm				1	2	3	11	7	2	1		1	28	
	10.0mm					1	2	7	6	2				18	
	20.0mm					1	2	2	4					9	
	30.0mm					1	1	2	3					7	
Daily Max. Wind Speed	0.5 ~ 3.3%														
	3.4 ~ 7.9%	18	9	8	3	9	8	18	21	22	22	15	19	172	
	8.0 ~ 13.8%	11	17	20	25	21	22	11	10	8	7	13	10	175	
	13.9%	2	2	3	2	1		2			1	2	2	17	
10 - Day Summary	Mean Temp. (0.1 )	1st	44	0	34	115	171	195	264	282	218	188	111	25	
		2nd	- 18	19	64	130	178	220	263	253	208	148	54	- 24	
		3rd	- 16	21	73	148	199	238	279	241	202	130	46	17	
	Mean Max. Temp. (0.1 )	1st	93	43	92	181	237	244	299	326	268	232	174	70	
		2nd	32	85	143	189	242	283	307	291	258	201	105	20	
		3rd	30	76	131	215	267	294	318	287	262	194	97	59	
	Mean Min. Temp. (0.1 )	1st	- 1	- 34	- 12	64	121	149	239	249	178	151	55	- 19	
		2nd	- 60	- 37	2	88	120	171	233	225	163	105	5	- 65	
		3rd	- 62	- 20	30	88	145	205	253	202	151	77	- 2	- 18	
	Mean Wind Speed (0.1%)	1st	22	29	33	27	27	31	29	20	16	20	24	27	
		2nd	27	33	26	34	28	24	22	23	28	20	24	22	
		3rd	26	27	27	34	28	22	20	25	20	23	25	24	
Total Precip. (0.1mm)	1st		10	70	200	335	120	1135	175	200	225	20	85		
	2nd	40	195	35	355			1525	620	305	65		35		
	3rd	70	170	95	15	480	760	480	2400	485	5	65	260		

Element		1	2	3	4	5	6	7	8	9	10	11	12				
(0.1 )	Air Temp.	Mean	1	14	54	128	179	216	271	257	204	148	66	4	129		
		Mean Max.	58	79	129	201	252	282	313	308	269	214	137	57	192		
		Mean Min.	- 48	- 40	- 7	69	114	162	241	218	152	97	4	- 43	77		
		Highest	144	147	191	286	306	333	342	362	308	286	217	132	362		
		Date	8	16	19	16	30	23	14	5	26	9	7	3	08/05		
		Lowest	- 118	- 83	- 44	- 3	84	100	214	142	85	- 5	- 42	- 111	- 118		
		Date	24	2	7	2	27	4	15	31	30	31	19	14	01/24		
(0.1mm)	Precip.	00~24h Total	175	370	195	445	530	320	2715	2030	1050	405	80	400	8715		
		Highest. 1	Daily	50	115	45	165	200	200	675	660	545	240	60	220	675	
			Date	22	22	20	17	9	27	15	21	27	1	22	24	07/15	
			Hourly	15	45	20	60	100	195	485	250	185	70	50	80	485	
(0.1%)	Wind	Date	29	20	20	17	31	27	6	21	27	1	22	24	07/06		
		Mean Speed	18	22	20	26	21	20	22	16	15	17	19	19	20		
		Highest Gust Speed	143	147	143	156	141	108	176	120	89	158	151	149	176		
		Dir.	N	SSW	NNW	SW	W	W	WSW	WSW	NNW	NNW	W	NW	WSW		
(0.1%)	Wind Directions Only	Date	20	19	6	14	13	9	8	24	28	29	24	11	07/08		
		Hourly Occurrence Maximum Speed	37	45	39	38	28	35	37	43	47	53	41	50	53		
		NNE	33	35	34	36	28	35	25	41	47	52	34	49	52		
		NE	23	30	29	31	19	30	22	20	31	31	31	33	33		
		ENE	21	18	19	19	19	23	23	17	29	20	21	21	29		
		E	18	16	22	25	30	25	20	18	29	15	14	22	30		
		ESE	15	15	32	18	16	26	16	20	17	17	20	23	32		
		SE	16	15	21	38	22	34	18	36	17	20	18	18	38		
		SSE	15	22	18	46	25	38	34	42	28	16	27	17	46		
		S	44	64	22	101	62	47	74	55	43	10	64	38	101		
		SSW	49	82	32	92	65	63	63	77	43	24	58	44	92		
		SW	46	83	62	64	69	58	47	78	47	27	70	38	83		
		WSW	47	51	76	95	85	76	86	58	55	46	61	49	95		
		W	53	46	48	69	54	66	46	37	54	11	65	57	69		
		WNW	70	60	78	57	55	50	45	33	33	72	66	57	78		
		NW	79	87	82	70	55	56	35	51	47	84	77	68	87		
		NNW	55	65	59	53	46	48	30	41	44	49	62	64	65		
		(0.1%)	Hourly Occurrence Percentage	CALM	160	146	171	67	126	150	109	193	208	158	182	136	151
				NNE	105	76	55	69	36	57	23	97	143	186	89	104	87
				NE	159	58	62	81	40	68	19	88	172	203	122	123	100
ENE	63			43	36	32	22	28	15	27	51	85	45	49	41		
E	42			28	24	22	17	26	15	23	40	44	22	20	27		
ESE	23			16	31	25	24	31	16	34	38	30	29	19	26		
SE	15			33	31	17	23	32	23	28	19	21	18	28	24		
SSE	13			25	40	13	26	43	22	53	24	12	15	31	26		
S	9			21	32	51	43	22	51	46	36	14	28	26	32		
SSW	42			52	32	85	81	57	198	82	24	5	56	55	64		
SW	30			39	40	113	98	97	202	82	32	7	45	54	70		
WSW	19			36	78	89	140	110	83	46	22	15	40	41	60		
W	23			43	105	186	173	131	164	53	28	21	39	42	84		
WNW	18			27	38	21	36	39	19	19	25	5	24	20	24		
NW	40	57	77	33	46	25	9	18	17	18	35	23	33				
NNW	121	193	89	46	42	45	12	42	53	82	97	97	76				
N	117	107	58	51	27	38	22	69	68	95	114	131	74				

Element		1	2	3	4	5	6	7	8	9	10	11	12		
Number of Days With Classified	Daily Max. Temp.	0.0	2	1										1	4
		0.1 ~ 10.0	24	18	5								6	26	79
		10.1 ~ 20.0	5	9	26	12	2					10	21	4	89
		20.1 ~ 30.0				18	28	21	5	12	29	20	3		136
		30.1					1	9	26	19	1				56
	Daily Mean Temp.	- 5.0	1											1	2
		- 4.9 ~ 0.0	16	7	1									13	37
		0.1 ~ 10.0	14	21	30	3						2	24	17	111
		10.1 ~ 20.0				27	26	8		1	14	26	6		108
		20.1					5	22	31	30	16	2			106
	Daily Min. Temp.	- 15.0	16	10										12	38
		- 14.9 ~ - 5.0	12	16	21	1						1	16	16	83
		- 4.9 ~ 0.0	3	2	10	26	9	1			3	15	14	3	86
		0.1 ~ 10.0				3	22	29	31	31	27	14			157
		10.1													
	Daily Precip.	0.1mm	10	9	11	8	6	8	16	12	4	7	4	13	108
		10.0mm		2		1	2	1	7	5	3	1		1	23
		30.0mm							3	2	2				7
		80.0mm													
		100.0mm													
	Hourly Max. Precip.	1.0mm	5	6	7	7	5	5	13	12	4	7	2	8	81
6.0mm					1	2	1	8	7	2	1		1	23	
10.0mm						1	1	5	4	2				13	
20.0mm								2	1					3	
30.0mm								2						2	
Daily Max. Wind Speed	0.5 ~ 3.3%	21	14	22	7	18	18	17	27	26	23	12	16	221	
	3.4 ~ 7.9%	9	12	8	22	12	12	13	4	4	6	16	13	131	
	8.0 ~ 13.8%	1	2	1	1	1		1			1	2	2	12	
	13.9%														
10 - Day Summary	Mean Temp. (0.1 )	1st	40	2	32	113	167	194	267	281	215	183	101	18	
		2nd	- 20	20	57	130	174	217	264	252	203	142	51	- 22	
		3rd	- 16	21	71	142	193	237	280	240	195	121	45	14	
	Mean Max. Temp. (0.1 )	1st	101	54	100	190	236	252	305	336	274	237	184	73	
		2nd	41	93	148	197	247	293	314	295	267	203	120	30	
		3rd	35	93	138	216	271	301	320	295	267	202	109	67	
	Mean Min. Temp. (0.1 )	1st	- 9	- 40	- 26	54	109	137	240	239	173	140	33	- 34	
		2nd	- 67	- 47	- 16	80	106	151	231	219	146	96	- 6	- 70	
		3rd	- 66	- 32	17	73	125	197	249	197	137	60	- 14	- 28	
	Mean Wind Speed (0.1%)	1st	15	22	25	20	21	24	28	14	13	15	17	19	
		2nd	20	24	16	28	21	18	20	14	21	18	19	20	
		3rd	20	20	18	29	21	17	19	21	13	18	21	18	
Total Precip. (0.1mm)	1st	5	100	65	160	310	75	1120	135	130	335	5	100		
	2nd	55	155	45	270	10		935	725	375	60		65		
	3rd	115	115	85	15	210	245	660	1170	545	10	75	235		

Element		1	2	3	4	5	6	7	8	9	10	11	12				
(0.1 )	Air Temp.	Mean	14	19	52	127	175	211	271	263	209	157	78	14	133		
		Mean Max.	58	68	107	182	234	258	305	302	262	208	132	57	181		
		Mean Min.	-28	-28	-4	74	119	167	245	227	164	112	21	-28	87		
		Highest	113	145	166	249	299	283	346	353	319	269	223	135	353		
		Date	2	16	30	29	30	28	21	5	26	9	7	3	08/05		
		Lowest	-72	-65	-35	11	88	115	217	160	99	23	-22	-82	-82		
		Date	26	21	17	2	6	4	13	31	30	31	27	14	12/14		
(0.1mm)	Precip.	00~24h Total	160	370	210	525	600	740	2165	1505	980	380	5	430	8070		
		Highest. 1	Daily	50	175	55	165	260	630	470	535	520	235	5	230	630	
			Date	23	22	20	17	9	26	17	20	27	1	10	24	06/26	
			Hourly	15	50	40	65	120	480	340	145	230	65	5	85	480	
(0.1%)	Wind	Date	29	20	2	17	24	26	15	20	27	1	10	24	06/26		
		Mean Speed	27	32	25	27	22	21	25	22	19	21	27	26	25		
		Highest Gust Speed	161	150	120	139	109	139	174	119	103	145	122	136	174		
		Dir.	NW	SSW	NW	S	SW	SSW	SW	SW	NNE	NW	NW	NNW	SW		
(0.1%)	Wind Directions Only	Date	20	19	2	14	28	6	8	24	11	29	23	10	07/08		
		Hourly Occurrence Maximum Speed	41	28	34	48	32	30	29	51	58	45	47	47	58		
		NNE	47	39	41	58	46	33	33	50	57	66	54	57	66		
		NE	37	27	38	31	28	29	26	45	42	41	41	43	45		
		ENE	16	17	13	23	40	25	21	26	29	26	25	26	40		
		E	18	7	22	10	52	32	31	35	21	11	42	6	52		
		ESE	11	43	30	33	35	15	59	35	26		46	35	59		
		SE	55	46	16	59	53	29	63	56	36	9	54	54	63		
		SSE	63	91	36	82	62	88	65	61	46	21	71	67	91		
		S	42	85	57	90	74	93	65	83	53	48	81	44	93		
		SSW	47	91	72	82	78	60	54	78	53	17	77	68	91		
		SW	43	14	44	41	36	30	52	32	24	12	25	29	52		
		WSW	61	40	48	54	45	54	38	41	33	30	71	29	71		
		W	104	92	55	68	63	71	53	54	55	58	84	61	104		
		WNW	114	95	83	70	56	66	37	52	61	103	95	88	114		
		NW	93	82	75	65	52	50	62	55	62	97	83	93	97		
		NNW	66	69	78	36	35	32	23	46	36	41	73	54	78		
		(0.1%)	Hourly Occurrence Percentage	N	96	68	101	71	116	161	83	108	140	142	166	177	119
				CALM	57	21	19	18	23	21	10	38	75	58	47	54	37
				NNE	148	73	32	67	24	15	19	94	149	239	110	202	98
				NE	47	21	15	18	9	15	4	23	51	60	31	39	28
				ENE	19	22	7	10	12	18	7	23	25	16	15	10	15
				E	11	4	7	4	7	15	3	26	10	8	10	1	9
				ESE	11	7	5	13	15	22	23	22	18		8	11	13
				SE	16	16	26	60	36	11	76	40	19	16	26	35	32
				SSE	66	88	62	150	95	78	293	156	78	81	88	61	108
				S	75	147	208	171	212	151	172	155	149	116	102	78	145
SSW	23			28	60	124	93	82	117	77	28	16	38	42	61		
SW	16			4	27	36	32	36	35	26	7	7	6	11	20		
WSW	20			24	82	65	70	83	53	19	26	5	28	11	41		
W	50			76	82	99	128	174	71	98	79	38	39	21	79		
WNW	116			137	137	42	69	65	18	19	49	65	77	72	72		
NW	146	205	95	39	35	24	4	44	53	87	132	99	79				
NNW	84	57	35	15	24	28	11	35	44	46	78	76	44				

Element		1	2	3	4	5	6	7	8	9	10	11	12			
Number of Days With Classified	Daily Max. Temp.	0.0	2	1										1	4	
		0.1 ~ 10.0	25	22	12									9	26	94
		10.1 ~ 20.0	4	5	19	21	6					10	19	4	88	
		20.1 ~ 30.0				9	25	30	12	14	29	21	2		142	
		30.1							18	17	1				36	
	Daily Mean Temp.	- 5.0														
		- 4.9 ~ 0.0	12	6											12	30
		0.1 ~ 10.0	19	22	31	4						2	24	19	121	
		10.1 ~ 20.0				26	25	8		1	7	25	6		98	
	Daily Min. Temp.	20.1					6	22	30	30	23	4			115	
		- 15.0														
		- 14.9 ~ - 5.0	8	6											8	22
		- 4.9 ~ 0.0	17	20	19									8	18	82
	Daily Precip.	0.1 ~ 10.0	6	2	12	26	6				1	14	22	5	94	
		10.1				4	25	30	30	31	29	17			166	
		0.1mm	10	7	8	7	6	6	14	14	6	7	1	13	99	
		10.0mm		2		3	3	1	7	4	2	1		1	24	
	Hourly Max. Precip.	30.0mm						1	4	1	2				8	
		80.0mm														
		100.0mm														
		1.0mm	4	5	7	6	6	4	12	13	4	6		9	76	
Daily Max. Wind Speed	6.0mm				1	1	1	8	4	2	1		1	19		
	10.0mm					1	1	5	3	2				12		
	20.0mm						1	3		1				5		
	30.0mm						1	1						2		
Daily Max. Wind Speed	0.5 ~ 3.3%															
	3.4 ~ 7.9%	20	13	19	17	23	22	19	24	26	25	14	15	237		
	8.0 ~ 13.8%	10	13	12	12	8	7	10	7	4	5	16	14	118		
10 - Day Summary	Mean Temp.	1st	48	9	34	108	163	193	268	282	219	188	112	29		
		2nd	- 4	26	53	128	169	210	264	257	211	154	62	- 11		
		3rd	- 1	24	68	144	192	232	280	250	199	131	59	24		
	Mean Max. Temp.	1st	93	45	84	163	219	236	296	323	266	232	175	72		
		2nd	40	84	123	182	230	268	305	291	260	201	113	31		
		3rd	41	76	115	201	252	270	314	293	262	194	107	66		
	Mean Min. Temp.	1st	5	- 26	- 19	58	112	147	245	247	180	149	51	- 14		
		2nd	- 44	- 35	- 14	80	111	156	235	227	163	112	11	- 55		
		3rd	- 42	- 20	19	84	134	199	252	210	149	78	- 1	- 15		
Mean Wind Speed	1st	20	33	32	23	20	27	34	17	16	17	23	26			
	2nd	31	34	21	30	21	19	20	21	26	22	26	31			
	3rd	29	27	22	29	23	16	20	28	17	24	32	23			
Total Precip.	1st	5	35	80	215	410	80	610	60	125	315	5	90			
	2nd	35	160	55	295	35		925	1010	335	60		90			
	3rd	120	175	75	15	155	660	630	435	520	5		250			

Element		1	2	3	4	5	6	7	8	9	10	11	12				
(0.1 )	Air Temp.	Mean	4	17	58	136	181	217	269	259	208	153	66	2	131		
		Mean Max.	70	87	140	219	263	291	322	318	277	223	143	65	202		
		Mean Min.	- 51	- 45	- 13	62	104	157	235	214	154	101	3	- 52	72		
		Highest	145	160	213	298	330	340	360	375	308	298	212	139	375		
		Date	6	16	19	16	29	18	21	6	24	9	7	3	08/06		
		Lowest	- 106	- 94	- 63	- 20	50	78	198	140	72	- 14	- 41	- 124	- 124		
		Date	26	2	3	3	7	4	27	27	30	31	27	14	12/14		
(0.1mm)	Precip.	00~24h Total	125	375	335	680	205	410	2170	3100	1040	1110	35	285	9870		
		Highest. 1	Daily	45	185	105	205	85	165	470	940	690	660	10	230	940	
			Date	29	22	25	5	9	30	14	25	11	1	24	24	08/25	
			Hourly	15	35	45	65	30	140	350	635	280	195	10	90	635	
(0.1mm)	Date	30	16	20	5	5	30	14	25	11	1	23	24	08/25			
(0.1%)	Wind	Mean Speed	24	29	23	25	21	22	16	18	17	16	20	22	21		
		Highest Gust Speed	152	162	140	138	136	111	138	127	106	149	178	137	178		
		Dir.	WNW	WNW	NW	N	NW	E	SW	WSW	ENE	NW	NNW	NW	NNW		
(0.1%)	Date	20	20	6	12	26	6	14	24	15	29	23	26	11/23			
Wind Directions Only	Hourly Occurrence Maximum Speed	NNE	23	21	5	77	30		29	11	35	38	39	11	77		
		NE	5	16	19	15	8	7	37	16	29	52	12	6	52		
		ENE	18	48	18	21	31		27	41	41	46	13	19	48		
		E	40	48	44	51	56	72	48	52	55	59	27	19	72		
		ESE	41	49	38	58	62	73	42	62	66	61	25	28	73		
		SE	35	40	32	57	53	56	44	53	46	30	27	31	57		
		SSE	26	14	24	47	40	45	35	34	45	24	25	23	47		
		S	20	46	36	53	48	36	41	58	33	22	27	20	58		
		SSW	22	55	48	62	29	49	77	34	27	19	40	24	77		
		SW	37	29	62	80	67	59	53	52	35	30	39	37	80		
		WSW	46	56	51	64	64	53	52	54	50	39	62	59	64		
		W	74	61	81	79	64	60	43	43	39	31	67	72	81		
		WNW	83	101	91	81	80	58	44	52	47	84	72	88	101		
		NW	99	105	90	78	95	81	50	64	61	96	85	76	105		
		NNW	69	57	49	58	58	40	69	62	46	44	70	54	70		
		N	39	46	21	42	32	36	9	32	37	35	40	45	46		
		(0.1%)	Hourly Occurrence Percentage	CALM	151	125	153	108	168	160	200	207	185	222	230	165	173
				NNE	5	3	1	14	4		5	5	7	4	4	3	5
				NE	1	3	3	4	3	1	4	7	7	11	4	1	4
				ENE	5	10	4	11	9		4	3	13	10	7	4	7
E	13			27	30	36	35	50	38	93	44	46	15	11	37		
ESE	74			37	53	67	75	118	122	156	140	64	56	64	86		
SE	113			86	112	132	145	147	130	151	163	132	123	115	129		
SSE	46			16	37	44	51	49	50	38	60	56	38	45	44		
S	13			16	28	29	34	19	28	28	28	27	20	24	25		
SSW	24			19	26	25	24	47	31	31	33	27	18	19	27		
SW	52			52	87	101	58	94	109	65	51	60	43	39	68		
WSW	46			37	65	100	87	74	99	65	47	72	36	27	63		
W	42			60	83	69	75	61	59	20	24	29	31	53	50		
WNW	160			222	130	101	87	68	52	39	60	53	118	149	103		
NW	202	238	157	96	109	74	32	65	103	128	162	206	130				
NNW	39	33	24	51	23	28	23	20	33	46	78	65	39				
N	13	15	7	10	12	10	12	8	3	13	15	9	11				



Element		1	2	3	4	5	6	7	8	9	10	11	12			
Number of Days With Classified	Daily Max. Temp.	0.0		1											1	
		0.1 ~ 10.0	22	15	5								5	26	73	
		10.1 ~ 20.0	9	12	23	10	2	1				7	21	4	89	
		20.1 ~ 30.0			2	20	25	19	6	9	25	22	3		131	
		30.1					4	10	25	22	5				66	
	Daily Mean Temp.	-5.0														
		-4.9 ~ 0.0	17	7	1										17	42
		0.1 ~ 10.0	14	21	28	3						2	24	13	105	
		10.1 ~ 20.0			1	27	25	9			10	23	5		100	
	Daily Min. Temp.	20.1					6	21	31	31	20	4			113	
		-15.0														
		-14.9 ~ -5.0	17	12	3										17	49
		-4.9 ~ 0.0	11	14	19	2						1	16	12	75	
	Daily Precip.	0.1 ~ 10.0	3	2	8	24	16	2			3	14	13	1	86	
		10.1				4	15	28	31	31	27	14			150	
		0.1mm	7	8	10	8	5	8	17	15	5	7	4	6	100	
		10.0mm			1	1	4		2	6	6	2	2	1	25	
		30.0mm							4	3	1	1			9	
	Hourly Max. Precip.	80.0mm								1					1	
		100.0mm														
		1.0mm	4	6	7	7	4	7	13	11	4	6	2	2	73	
6.0mm					2		1	6	6	2	2		1	20		
10.0mm							1	5	6	1	2			15		
Daily Max. Wind Speed	20.0mm							3	3	1				7		
	30.0mm							2	2					4		
	0.5 ~ 3.3%										1			1		
	3.4 ~ 7.9%	13	9	12	7	14	11	23	17	20	17	12	10	165		
10 - Day Summary	Mean Temp. (0.1 )	8.0 ~ 13.8%	14	16	17	23	17	19	8	14	10	10	16	20	184	
		13.9%	4	3	1							1	1	10		
		1st	44	5	37	124	167	198	262	283	218	192	104	11		
		2nd	-16	22	63	138	178	217	266	253	206	146	53	-19		
Mean Max. Temp. (0.1 )	3rd	-14	27	72	145	196	236	279	244	199	123	45	14			
	1st	115	62	114	208	243	270	305	346	279	248	186	77			
	2nd	50	98	166	216	262	301	324	300	277	210	127	42			
	3rd	47	104	142	234	282	302	335	310	276	212	120	76			
Mean Min. Temp. (0.1 )	1st	-16	-44	-30	56	100	134	235	236	174	150	34	-44			
	2nd	-65	-53	-27	67	96	149	232	218	148	102	-10	-75			
	3rd	-71	-36	15	62	114	189	238	190	140	56	-12	-37			
	1st	21	30	30	23	22	27	17	18	14	16	19	21			
Mean Wind Speed (0.1%)	2nd	26	29	20	28	22	21	16	21	18	13	22	23			
	3rd	25	27	21	23	20	19	16	17	18	18	20	22			
	1st	25	55	60	335	185	135	925	245	305	1015	15	40			
	Total Precip. (0.1mm)	2nd	25	135	60	250		70	925	935	690	90		5		
3rd		75	185	215	95	20	205	320	1920	45	5	20	240			

Element		1	2	3	4	5	6	7	8	9	10	11	12				
(0.1 )	Air Temp.	Mean	22	26	62	131	184	218	270	268	217	163	85	22	139		
		Mean Max.	65	73	114	187	245	270	311	311	267	204	134	64	187		
		Mean Min.	- 16	- 21	11	78	129	175	241	233	175	125	34	- 19	95		
		Highest	136	143	166	244	306	309	343	356	303	281	212	131	356		
		Date	2	16	19	30	30	19	24	5	10	10	10	3	08/05		
		Lowest	- 65	- 56	- 39	- 8	99	127	212	172	113	28	0	- 67	- 67		
		Date	15	3	7	3	15	2	12	31	30	31	27	14	12/14		
(0.1mm)	Precip.	00~24h Total	50	185	245	495	105	320	1650	1745	700	685			6180		
		Highest. 1	Daily	10	120	105	255	40	205	425	480	235	365			480	
			Date	29	22	20	5	9	26	31	20	6	1			08/20	
			Hourly	10	30	35	50	15	105	390	245	95	75			390	
(0.1%)	Wind	Date	29	22	20	5	9	26	31	14	11	1			07/31		
		Mean Speed	38	42	34	35	27	30	32	30	27	32	34	33	33		
(0.1%)	Wind	Highest Gust Speed	171	170	170	148	122	121	168	137	117	164	171	161	171		
		Dir.	NNW	SSW	NNW	SSW	NNW	ESE	NNW	WSW	NNE	NW	NNW	NW	NNW		
(0.1%)	Wind	Date	20	19	2	14	26	6	31	20	17	29	23	24	11/23		
		Hourly Occurrence Maximum Speed	88	92	95	85	70	55	113	75	66	86	97	82	113		
(0.1%)	Wind Directions Only	NNE	75	54	52	52	24	42	34	66	55	75	64	69	75		
		NE	61	47	62	59	70	40	58	41	60	59	55	52	70		
		ENE	44	30	55	44	79	65	36	47	65	52	51	37	79		
		E	61	52	47	41	70	90	52	83	57	64	38	34	90		
		ESE	48	55	39	45	75	75	46	64	57	50	40	47	75		
		SE	22	37	8	32	37	37	27	32	21	30	33	38	38		
		SSE	27	36	38	33	47	30	32	31		24	35	43	47		
		S	39	105	51	110	75	64	86	64	57	25	51	67	110		
		SSW	65	112	70	94	76	61	89	71	69	30	73	90	112		
		SW	72	73	74	76	56	62	56	77	40	36	63	77	77		
		WSW	56	54	64	53	60	59	51	43	41	37	50	57	64		
		W	104	73	62	55	62	57	41	42	39	39	91	83	104		
		WNW	106	104	112	73	64	68	36	58	40	38	90	98	112		
		NW	109	104	118	72	76	72	65	62	64	102	89	105	118		
		NNW	98	99	94	82	69	64	38	88	79	93	103	87	103		
		(0.1%)	Wind Directions Only	N	58	68	98	91	109	63	27	64	133	74	114	163	88
				CALM	112	88	89	42	7	36	7	39	70	159	111	96	71
NNE	65			40	42	24	9	17	4	49	70	129	53	50	46		
NE	95			33	42	17	20	32	15	34	98	112	57	66	52		
ENE	102			40	55	35	47	42	16	31	125	128	94	66	65		
E	43			36	35	47	47	78	98	110	69	48	51	38	58		
ESE	13			37	9	62	87	88	77	138	45	22	43	42	55		
SE	7			12	3	27	24	33	27	34	8	4	31	32	20		
SSE	9			10	8	28	38	18	41	32		9	21	35	21		
S	7			30	19	72	74	44	191	57	21	7	22	32	48		
SSW	17			46	32	95	74	78	297	106	43	13	21	23	71		
SW	15			15	19	55	62	60	76	53	17	8	22	23	35		
WSW	23			31	52	41	120	81	50	54	36	17	21	32	47		
W	36			18	60	48	94	78	28	43	38	5	42	22	43		
WNW	75			55	91	99	56	69	11	45	24	15	56	44	53		
NW	149			205	157	86	69	88	18	55	73	66	63	85	92		
NNW	173			235	188	130	63	97	16	57	130	184	179	152	133		

Element		1	2	3	4	5	6	7	8	9	10	11	12		
Number of Days With Classified	Daily Max. Temp.	0.0	1											1	2
		0.1 ~ 10.0	25	21	8								6	25	85
		10.1 ~ 20.0	5	7	23	19	2					12	22	5	95
		20.1 ~ 30.0				10	28	26	11	9	28	19	2		133
		30.1					1	4	19	22	1				47
	Daily Mean Temp.	- 5.0													
		- 4.9 ~ 0.0	8	4										7	19
		0.1 ~ 10.0	23	24	31	3							23	24	128
		10.1 ~ 20.0				26	23	8			3	27	7		94
	Daily Min. Temp.	20.1					8	22	30	31	26	4			121
		- 15.0													
		- 14.9 ~ - 5.0	4	3										2	9
		- 4.9 ~ 0.0	19	19	10	1							2	22	73
	Daily Precip.	0.1 ~ 10.0	8	6	21	22	2					7	28	7	101
		10.1				6	29	30	30	31	29	24			179
		0.1mm	7	7	7	8	4	7	14	11	6	7			78
		10.0mm			1	1	2		1	5	5	3	2		20
	Hourly Max. Precip.	30.0mm							1	3		1			5
		80.0mm													
		100.0mm													
		1.0mm	2	3	5	6	4	5	12	9	5	7			58
	Daily Max. Wind Speed	6.0mm							1	6	4	2	1		14
		10.0mm							1	3	3				7
		20.0mm								1	2				3
30.0mm										1				1	
Daily Max. Wind Speed	0.5 ~ 3.3%														
	3.4 ~ 7.9%	9	5	13	4	11	13	16	13	17	13	12	11	137	
	8.0 ~ 13.8%	18	18	14	23	20	17	13	18	12	17	14	16	200	
	13.9%	4	5	4	2				1		1	4	4	25	
10 - Day Summary	Mean Temp.	1st	55	16	44	109	169	199	264	288	226	195	117	38	
		2nd	8	31	66	133	179	218	266	261	217	155	70	0	
		3rd	6	34	75	148	201	237	280	255	210	140	67	29	
	Mean Max. Temp.	1st	102	53	95	166	229	248	297	336	269	232	173	81	
		2nd	48	87	127	186	240	278	308	300	266	194	116	38	
		3rd	47	82	120	208	263	284	326	298	266	188	113	72	
	Mean Min. Temp.	1st	13	- 16	- 11	59	120	155	240	252	189	164	61	- 6	
		2nd	- 31	- 28	7	85	121	166	234	231	172	123	22	- 38	
		3rd	- 31	- 18	36	89	145	203	249	218	164	92	18	- 14	
	Mean Wind Speed	1st	27	46	40	31	27	38	38	25	19	28	27	31	
		2nd	44	43	31	36	26	28	28	27	35	34	35	37	
		3rd	41	35	31	36	29	24	31	38	26	34	40	31	
Total Precip.	1st	15	10	15	265	105	70	470	20	445	590				
	2nd	5	55	105	205		35	740	1295	210	95				
	3rd	30	120	125	25		215	440	430	45					

Element		1	2	3	4	5	6	7	8	9	10	11	12					
(0.1 )	Air Temp.	Mean	36	34	62	124	173	203	260	261	216	170	99	40	140			
	Mean Max.	65	69	96	162	226	242	292	296	253	197	134	73	175				
	Mean Min.	6	- 2	24	87	125	167	232	234	182	140	58	6	105				
	Highest	121	141	148	225	276	282	338	336	286	267	203	137	338				
	Date	2	16	12	29	29	28	24	5	26	10	10	3	07/24				
	Lowest	- 38	- 37	- 18	33	88	118	204	197	130	83	8	- 31	- 38				
	Date	26	3	11	3	3	2	27	31	30	31	28	12	01/26				
(0.1mm)	Precip.	00~24h Total	95	210	65	30	105	245	1315	2115	1235	760	15	445	6635			
		Highest. 1 Daily	25	140	35	30	45	105	590	670	475	505	5	200	670			
	Date	29	22	20	11	9	6	6	20	11	1	18	24	08/20				
	Hourly	15	30	25	20	25	50	475	245	275	120	5	95	475				
Date	29	22	20	11	4	20	6	14	11	1	18	24	07/06					
(0.1%)	Wind	Mean Speed	40	44	32	34	24	22	31	26	23	34	36	37	32			
		Highest Gust Speed	179	193	144	180	110	127	146	159	162	169	165	175	193			
		* Dir.	NNW	SW	NNW	SSW	SE	SE	SSW	SW	SW	NNW	WNW	NW	SW			
Date	20	19	2	14	9	6	2	20	11	29	18	16	02/19					
(0.1%)	Wind Directions Only	Hourly Occurrence Maximum Speed	NNE	81	76	62	56	64	50	64	76	70	77	101	79	101		
			NE	40	39	35	33	50	27	43	33	45	51	53	53	53		
			ENE	41	26	59	43	43	35	29	25	45	38	42	40	59		
			E	41		26	33	21	14	19	38	35	24	36	38	41		
			ESE	15	10	15	42	32	19	36	43	40	47	35	29	47		
			SE	37	66	30	54	57	85	36	78	56	80	35	45	85		
			SSE	27	22	23	52	51	67	41	58	39	53	32	24	67		
			S	25	102	60	101	60	47	82	55	30	100	69	23	102		
			SSW	70	143	54	118	77	68	91	89	50	28	73	73	143		
			SW	78	118	61	99	82	60	95	76	97	13	78	103	118		
			WSW	68	76	60	90	56	59	48	44	41	16	59	96	96		
			W	35	40	55	44	55	49	43	37	34	19	54	40	55		
			WNW	77	40	44	34	53	45	22	29	24	26	38	50	77		
			NW	114	81	64	50	47	47	23	34	28	20	75	95	114		
			NNW	116	106	104	64	60	43	32	44	55	110	95	113	116		
			N	86	100	75	66	64	49	30	63	61	95	101	79	101		
			(0.1%)	Hourly Occurrence Percentage	CALM	32	74	87	38	70	71	32	59	108	70	90	52	65
					NNE	172	104	109	75	43	64	13	118	176	415	164	125	132
					NE	79	12	27	15	17	17	9	26	86	118	39	39	41
					ENE	39	3	31	13	12	13	1	5	56	39	42	44	25
E	16				1	4	8	4	1	5	14	9	21	19	9			
ESE	5	3			3	11	12	14	12	24	13	3	24	15	12			
SE	28	40			12	49	63	90	65	141	71	32	49	46	57			
SSE	38	30			35	93	137	135	206	147	46	34	65	79	87			
S	27	40			26	65	133	72	215	51	24	26	35	42	63			
SSW	15	39			19	86	73	64	257	78	17	15	19	22	59			
SW	13	13			9	78	50	40	77	70	40	3	26	28	37			
WSW	7	13			7	43	20	8	16	20	14	4	15	17	15			
W	7	12			22	28	32	22	13	22	11	3	21	39	19			
WNW	19	16			24	6	58	21	3	16	11	1	8	23	17			
NW	46	31	51	60	74	57	9	44	18	1	56	28	40					
NNW	219	241	199	143	108	140	30	86	111	27	113	179	132					
N	238	327	339	194	90	168	40	87	185	200	214	203	189					

Element		1	2	3	4	5	6	7	8	9	10	11	12			
Number of Days With Classified	Daily Max. Temp.	0.0														
		0.1 ~ 10.0	27	22	16							4	24	93		
		10.1 ~ 20.0	4	6	15	25	7	1				20	25	7	110	
		20.1 ~ 30.0				5	24	29	20	18	30	11	1		138	
	Daily Mean Temp.	30.1							11	13					24	
		- 5.0														
		- 4.9 ~ 0.0	1	1											2	4
		0.1 ~ 10.0	30	27	31	4							16	29	137	
	Daily Min. Temp.	10.1 ~ 20.0				26	28	12			4	28	14		112	
		20.1					3	18	31	31	26	3			112	
		- 15.0														
		- 14.9 ~ - 5.0	13	13	6										16	48
	Daily Precip.	- 4.9 ~ 0.0	18	15	25	19	5					5	28	15	130	
		0.1 ~ 10.0				11	26	30	31	31	30	26	2		187	
		10.1	10	7	4	1	3	6	11	10	7	7	3	12	81	
0.1mm																
Hourly Max. Precip.	10.0mm		1				1	3	4	3	1		1	14		
	30.0mm							1	3	2	1			7		
	80.0mm															
	100.0mm															
Daily Max. Wind Speed	1.0mm	4	4	4	1	3	4	10	10	7	7		8	62		
	6.0mm							4	5	3	1		1	14		
	10.0mm							2	3	2	1			8		
	20.0mm							1	2	1				4		
Daily Max. Wind Speed	30.0mm							1						1		
	0.5 ~ 3.3%	12	9	14	11	16	23	17	21	22	16	12	10	183		
	3.4 ~ 7.9%	15	13	15	16	15	7	12	9	7	14	15	15	153		
	8.0 ~ 13.8%	4	6	2	3				2	1	1	1	3	6	29	
10 - Day Summary	Mean Temp.	13.9%														
		1st	65	24	48	105	160	187	253	275	222	195	126	55		
		2nd	26	38	63	126	168	201	258	255	219	166	88	20		
	Mean Max. Temp.	(0.1 )	20	41	73	142	190	220	268	254	207	150	84	46		
		1st	96	47	85	140	214	221	276	317	256	223	168	90		
		2nd	50	86	104	160	223	246	290	288	251	190	118	52		
	Mean Min. Temp.	3rd	51	73	99	185	241	259	308	285	251	180	115	77		
		1st	30	0	6	72	116	149	231	246	188	172	83	14		
		2nd	- 1	- 13	18	89	115	158	228	231	191	140	48	- 9		
	Mean Wind Speed	(0.1 )	- 11	8	46	99	142	193	236	225	168	111	44	14		
		1st	29	48	38	31	25	29	45	18	16	29	29	35		
		2nd	47	47	29	36	22	20	29	23	30	36	36	42		
	Total Precip.	(0.1%)	45	35	29	33	26	18	21	36	22	36	44	34		
		1st	30	50	20		105	115	750	30	680	680	5	100		
		2nd	20	20	35	30			100	375	1730	475	80	140		
	(0.1mm)	3rd	45	140	10				30	190	355	80		205		

		Element	1	2	3	4	5	6	7	8	9	10	11	12			
(0.1 )	Air Temp.	Mean	19	24	60	129	176	212	263	260	212	171	80	19	135		
		Mean Max.	66	79	123	196	242	268	306	308	264	231	138	67	191		
		Mean Min.	-23	-27	-2	68	113	167	231	223	166	124	21	-28	86		
		Highest	130	155	182	264	307	307	339	352	294	311	219	133	352		
		Date	2	16	19	16	30	23	20	5	25	10	10	3	08/05		
		Lowest	-71	-64	-53	-15	70	114	208	167	99	30	-17	-64	-71		
		Date	26	19	3	3	7	2	27	27	30	31	28	14	01/26		
(0.1mm)	Precip.	00~24h Total	75	225	205	410	155	135	1415	2445	1225	805	60	320	7475		
		Highest. 1	25	125	70	155	90	45	865	965	685	580	40	195	965		
		Daily	20	22	25	5	9	6	6	14	11	1	3	24	08/14		
		Date	20	22	25	5	9	6	6	14	11	1	3	24	08/14		
(0.1%)	Wind	Hourly	15	30	30	45	30	25	590	240	170	230	40	80	590		
		Date	8	22	25	5	9	30	6	14	11	1	3	24	07/06		
		Mean Speed	28	33	29	30	27	28	29	25	21	22	22	23	26		
		Highest Gust Speed	226	190	193	155	146	138	135	128	127	200	200	188	226		
(0.1%)	Wind Directions Only	Dir.	WNW	WNW	WNW	SSE	NNW	S	NW	W	NW	NNE	WNW	WNW	WNW		
		Date	20	9	2	14	26	5	31	20	17	29	18	24	01/20		
		NNE	36	26	44	39	29	21	19	40	56	47	36	29	56		
		NE	42	43	54	39	46	39	22	46	64	61	30	25	64		
		ENE	57	56	55	52	72	61	65	68	62	58	36	37	72		
		E	21	55	14	40	88	77	48	52	44	60	24	26	88		
		ESE	21	35	15	54	66	74	39	71	54	49	20	13	74		
		SE	16	32	35	72	66	44	48	50	38	55	43	18	72		
		SSE	22	77	54	84	63	45	70	56	15	61	60	63	84		
		S	28	85	66	90	77	69	75	66	44	33	67	27	90		
		SSW	29	56	31	81	47	52	58	59	50	25	43	51	81		
		SW	28	34	41	68	54	44	47	48	46	24	10	24	68		
		WSW	54	52	62	61	54	51	40	60	49	18	57	71	71		
		W	101	56	86	52	54	62	57	52	43	24	62	74	101		
		WNW	115	80	105	96	89	85	58	63	80	57	91	80	115		
		NW	115	97	112	79	83	67	78	67	68	122	95	99	122		
		NNW	62	65	68	48	36	30	11	45	45	78	89	67	89		
		N	48	44	45	45	20	43	13	48	45	59	76	49	76		
(0.1%)	Hourly Occurrence Maximum Speed	NNE	62	76	101	75	104	99	97	115	118	114	256	130	112		
		NE	49	19	38	17	19	7	4	11	65	43	29	46	29		
		ENE	22	10	39	31	43	18	10	24	70	25	21	43	30		
		E	26	21	11	32	62	99	70	95	79	37	24	35	49		
		ESE	11	21	8	33	39	78	46	106	33	15	13	16	35		
		SE	7	7	7	25	44	71	38	64	35	11	14	11	28		
		SSE	9	6	4	35	35	24	40	41	11	7	10	11	19		
		S	5	12	5	56	63	32	162	38	10	6	10	13	35		
		SSW	12	39	11	92	78	65	286	68	25	12	15	12	60		
		SW	11	10	11	60	38	33	71	22	17	11	11	20	26		
		WSW	9	10	9	54	46	32	49	45	22	6	7	9	25		
		W	15	19	20	44	69	50	59	48	22	6	19	28	33		
		WNW	11	13	39	17	44	42	22	31	11	12	14	31	24		
		NW	63	85	168	128	136	136	22	77	64	44	89	54	89		
		NNW	301	414	335	189	132	142	19	92	202	193	210	226	203		
		N	204	155	113	69	31	47	1	52	96	197	175	168	109		
		(0.1%)		N	185	80	81	44	16	26	4	71	118	262	85	147	93

Element		1	2	3	4	5	6	7	8	9	10	11	12		
Number of Days With Classified	Daily Max. Temp.	0.0		1											1
		0.1 ~ 10.0	25	19	7								3	26	80
		10.1 ~ 20.0	6	8	24	17	3	1				6	26	5	96
		20.1 ~ 30.0				13	27	26	14	10	30	19	1		140
		30.1					1	3	16	21		3			44
	Daily Mean Temp.	- 5.0												6	19
		- 4.9 ~ 0.0	9	4											19
		0.1 ~ 10.0	22	24	31	3						2	24	25	131
		10.1 ~ 20.0				27	28	10			4	21	6		96
		20.1					3	20	30	31	26	5			115
	Daily Min. Temp.	- 15.0												8	26
		- 14.9 ~ - 5.0	8	8	2										26
		- 4.9 ~ 0.0	15	16	16	1							7	19	74
		0.1 ~ 10.0	8	4	13	23	9				1	10	23	4	95
		10.1				6	22	30	30	31	29	18			166
	Daily Precip.	0.1mm	7	8	9	6	5	6	11	9	6	7	3	9	86
		10.0mm		1		2				2	5	2	2	1	15
		30.0mm							1	3	2	1			7
		80.0mm							1	1					2
		100.0mm													
	Hourly Max. Precip.	1.0mm	2	4	4	6	3	5	9	8	6	6	2	4	59
6.0mm								3	4	2	1		1	11	
10.0mm								1	4	2	1			8	
20.0mm								1	4		1			6	
30.0mm								1						1	
Daily Max. Wind Speed	0.5 ~ 3.3%														
	3.4 ~ 7.9%	7	5	3	10	8	5	13	13	18	14	13	11	120	
	8.0 ~ 13.8%	16	13	22	16	22	25	17	18	12	13	12	12	198	
	13.9%	8	10	6	4	1					2	5	8	44	
10 - Day Summary	Mean Temp. (0.1 )	1st	53	15	42	114	163	195	255	281	219	204	109	30	
		2nd	3	29	62	131	172	211	262	252	214	167	66	0	
		3rd	4	30	74	142	192	230	272	249	202		64	26	
	Mean Max. Temp. (0.1 )	1st	100	56	104	182	229	247	293	332	264	258	175	85	
		2nd	50	95	138	193	238	274	306	294	265	223	121	42	
		3rd	51	88	128	213	259	283	317	298	264		118	74	
	Mean Min. Temp. (0.1 )	1st	7	- 17	- 21	59	102	145	229	242	182	164	43	- 21	
		2nd	- 37	- 37	- 10	75	103	161	226	221	166	123	14	- 44	
		3rd	- 38	- 26	23	71	131	196	238	207	152		7	- 21	
	Mean Wind Speed (0.1%)	1st	24	35	34	29	28	32	38	25	16	21	16	21	
		2nd	32	34	25	32	25	28	23	24	26	22	22	25	
		3rd	29	29	28	28	27	24	25	26	20	24	27	23	
Total Precip. (0.1mm)	1st	30	55	15	165	145	50	1075	20	505	750	40	55		
	2nd	30	45	65	170	10	25	320	1560	685	55	20	65		
	3rd	15	125	125	75		60	20	865	35			200		

Element		1	2	3	4	5	6	7	8	9	10	11	12				
(0.1 )	Air Temp.	Mean	15	23	60	132	177	210	265	258	207	154	71	11	132		
		Mean Max.	64	78	129	204	248	268	306	306	265	215	142	67	191		
		Mean Min.	-31	-31	-3	63	108	158	232	216	158	103	7	-42	78		
		Highest	138	147	195	268	320	323	345	364	292	286	214	134	364		
		Date	2	16	30	16	30	19	21	6	1	10	10	23	08/06		
		Lowest	-84	-78	-53	-7	62	93	191	136	75	9	-32	-101	-101		
		Date	28	19	7	2	7	4	27	27	30	31	27	14	12/14		
(0.1mm)	Precip.	00~24h Total	75	305	280	630	115	495	1370	1770	950	980	25	250	7245		
		Highest. 1	Daily	35	195	120	340	55	160	550	810	420	715	15	180	810	
			Date	8	22	25	5	9	6	6	14	6	1	17	24	08/14	
			Hourly	20	40	25	45	15	105	225	175	125	270	10	85	270	
(0.1%)	Wind	Date	8	22	25	5	9	26	6	14	6	1	17	24	10/01		
		Mean Speed	18	22	16	18	15	16	15	10	11	11	14	15	15		
		Highest Gust Speed	130	149	129	116	117	103	93	87	93	105	116	119	149		
		Dir.	NW	NW	N	N	N	NNW	N	SSE	SSE	NNW	N	N	NW		
(0.1%)	Wind Directions Only	Date	30	20	2	14	26	3	3	21	15	29	23	11	02/20		
		Hourly Occurrence Maximum Speed	14	58	49	57	55	63	41	24	24	23	10	6	63		
		NNE	15	54	32	55	61	60	39	14	30	20	6	16	61		
		NE	13	12					13	13	20	17	10		20		
		ENE	11	17					18	10	30	23	12	24	30		
		E	27	9					31	38	47	29	14	19	47		
		ESE	41	19					42	55	51	38	54	33	55		
		SE	42	35					39	49	37	48	44	22	49		
		SSE	16	17					28	29	31	24	16	9	31		
		S	24	25					36	47	50	30	32	36	50		
		SSW	32	35					31	25	25	28	29	50	50		
		SW	30	14					22	17	20	14	25	27	30		
		WSW	27	16					24	22	19	23	32	29	32		
		W	24	26					16	19	27	19	31	28	31		
		WNW	55	46			12	5	15	24	24	44	47	45	55		
		NW	68	79	64	69	65	64	43	43	53	59	62	63	79		
		NNW	30	36	36	63	32	42	35	36	40	37	35	42	63		
		N	175	132	211	197	258	229	231	428	382	398	354	309	276		
		(0.1%)	Hourly Occurrence Percentage	CALM	11	82	103	165	216	274	127	10	14	23	3	3	86
				NNE	8	21	24	47	31	54	41	9	11	11	1	4	22
				NE	7	1					5	4	13	11	1		4
				ENE	11	1					5	3	13	9	6	3	4
				E	27	1					25	28	43	24	14	9	14
				ESE	39	10					75	114	106	52	44	35	40
SE	24			9					56	78	51	43	22	16	25		
SSE	9			6					30	20	13	20	3	1	9		
S	13			3					85	50	24	15	8	16	18		
SSW	22			4					29	16	18	15	31	31	14		
SW	31			4					19	24	18	13	14	38	14		
WSW	28			10					23	18	26	13	36	26	15		
W	56			21					19	33	40	28	46	46	24		
WNW	176			64			4	1	10	43	60	79	147	172	63		
NW	300			565	532	461	352	300	112	68	106	142	219	244	283		
NNW	63			63	129	129	138	142	109	54	64	102	50	47	91		



Element		1	2	3	4	5	6	7	8	9	10	11	12		
Number of Days With Classified	Daily Max. Temp.	0.0	2	1										1	4
		0.1 ~ 10.0	21	19	7								5	24	76
		10.1 ~ 20.0	8	8	24	14	3	1				8	24	5	95
		20.1 ~ 30.0				16	26	25	13	14	30	23	1		148
		30.1					2	4	17	17					40
	Daily Mean Temp.	- 5.0													
		- 4.9 ~ 0.0	13	4	1									9	27
		0.1 ~ 10.0	18	24	29	3						2	25	21	122
		10.1 ~ 20.0			1	27	26	10			6	25	5		100
	Daily Min. Temp.	20.1					5	20	30	31	24	4			114
		- 15.0													
		- 14.9 ~ - 5.0	9	7	1									12	29
		- 4.9 ~ 0.0	15	18	20	2							14	16	85
	Daily Precip.	0.1 ~ 10.0	7	3	10	22	13	1			1	14	16	2	89
		10.1				6	18	29	30	31	29	17			160
		0.1mm	5	7	9	7	5	7	14	9	6	7	2	5	83
		10.0mm		1	1	1		2	5	4	2	1		1	18
	Hourly Max. Precip.	30.0mm				1			1	2	2	1			7
		80.0mm								1					1
		100.0mm													
1.0mm		3	4	7	7	3	8	12	8	5	5	2	3	67	
Daily Max. Wind Speed	6.0mm						3	5	3	2	2		1	16	
	10.0mm						1	3	3	1	2			10	
	20.0mm							1			2			3	
	30.0mm														
Daily Max. Wind Speed	0.5 ~ 3.3%								4	2	1	1		8	
	3.4 ~ 7.9%	18	10	20	18	23	23	29	21	25	25	16	18	246	
	8.0 ~ 13.8%	13	17	11	12	8	7	1	4	3	5	13	12	106	
10 - Day Summary	Mean Temp.	13.9%		1										1	
		1st	52	14	40	121	163	194	256	279	214	192	101	18	
		2nd	- 4	27	63	133	176	209	265	250	211	151	58	- 7	
	Mean Max. Temp.	3rd	- 2	30	74	141	192	227	271	245	197	123	53	24	
		1st	103	53	105	189	225	254	286	331	264	243	179	83	
		2nd	43	94	151	201	248	276	311	290	266	203	122	40	
	Mean Min. Temp.	3rd	49	89	130	220	268	274	320	298	265	202	123	77	
		1st	3	- 19	- 19	58	101	136	233	239	172	147	31	- 39	
		2nd	- 46	- 43	- 14	71	101	150	234	219	157	109	- 1	- 57	
	Mean Wind Speed	3rd	- 48	- 30	21	60	121	190	231	192	143	58	- 9	- 29	
		1st	15	22	20	19	17	19	19	6	8	11	11	13	
		2nd	19	23	14	19	14	17	12	12	14	10	15	16	
Total Precip.	3rd	19	20	13	16	15	14	13	13	11	11	15	17		
	1st	40	55	40	415	100	215	965	50	525	915	10	40		
	2nd	15	55	65	185	15	50	295	1035	400	65	15	20		
(0.1mm)	3rd	20	195	175	30		230	110	685	25			190		

		Element	1	2	3	4	5	6	7	8	9	10	11	12				
(0.1 )	Air Temp.	Mean	30	31	68	133	178	212	264	265	219	166	88	26	140			
		Mean Max.	73	83	122	187	233	256	294	307	263	214	143	73	187			
		Mean Min.	- 14	- 20	9	76	120	174	239	229	176	121	27	- 23	93			
		Highest	132	155	176	253	287	289	318	348	289	273	208	134	348			
		Date	29	16	19	16	30	23	25	5	10	8	10	23	08/05			
		Lowest	- 71	- 63	- 42	3	78	111	203	157	104	26	- 20	- 57	- 71			
		Date	28	19	7	3	7	4	12	27	30	31	27	14	01/28			
(0.1mm)	Precip.	00~24h Total	75	330	310	395	125	405	1200	1965	490	665		270	6230			
		Highest. 1	45	135	105	190	50	220	620	830	220	305		135	830			
		Daily	8	22	20	5	9	29	8	14	11	1		24	08/14			
		Date	8	4	28	5	9	29	8	14	11	1		24	07/08			
(0.1%)	Wind	Mean Speed	27	30	24	26	22	24	22	24	22	23	22	21	24			
		Highest Gust Speed	131	135	130	123	144	148	113	149	141	130	146	129	149			
		Dir.	N	N	N	E	E	E	SSW	ESE	SSW	NW	NNW	SW	ESE			
		Date	30	1	6	9	9	6	10	13	11	29	18	24	08/13			
(0.1%)	Wind Directions Only	Hourly Occurrence Maximum Speed	NNE	39	41	43	35	42	43	41	24	56	45	35	38	56		
			NE	52	19	55	65	45	48	37	49	65	59	41	16	65		
			ENE	80	73	62	57	65	85	67	57	73	65	21	36	85		
			E	55	78	25	66	80	93	50	83	79	71	26	15	93		
			ESE	28	92	31	64	62	92	49	94	69	74	49	45	94		
			SE	38	57	52	64	69	65	43	69	57	63	51	31	69		
			SSE	16	64	43	66	50	56	59	42	40	58	57	50	66		
			S	24	63	42	69	47	51	55	50	49	72	34	30	72		
			SSW	37	81	46	75	49	53	65	56	78	89	18	78	89		
			SW	57	52	58	53	50	46	42	51	75	37	38	31	75		
			WSW	50	56	73	47	54	42	50	49	51	34	57	68	73		
			W	39	39	48	42	46	52	27	38	29	35	49	37	52		
			WNW	62	56	53	48	52	52	33	38	39	30	57	64	64		
			NW	58	70	59	45	48	36	29	38	40	56	51	56	70		
			NNW	78	73	75	60	53	46	14	53	45	66	80	67	80		
			N	55	45	37	54	32	39	17	56	43	62	66	56	66		
			(0.1%)	Hourly Occurrence Percentage	CALM	94	100	117	119	133	115	106	113	135	147	201	206	132
					NNE	43	33	50	32	52	53	13	34	57	78	51	51	46
					NE	40	7	52	32	66	65	32	39	113	91	22	12	48
					ENE	34	19	24	21	27	67	48	47	82	31	14	9	35
E	9	15			11	28	38	65	39	102	38	14	15	5	32			
ESE	7	7			7	47	67	63	36	109	35	23	24	1	36			
SE	7	9			8	53	67	58	48	55	15	19	21	15	31			
SSE	3	16			9	54	50	28	133	39	11	11	7	4	31			
S	8	40			34	111	124	131	407	82	28	18	19	26	86			
SSW	12	10			23	64	47	43	48	31	38	26	10	16	31			
SW	4	19			19	22	30	17	19	36	26	5	13	19	19			
WSW	16	16			38	19	26	24	19	32	32	18	28	28	25			
W	24	16			42	22	47	35	8	24	22	34	29	17	27			
WNW	57	55			108	56	69	72	3	50	38	26	50	48	52			
NW	163	210	133	115	58	67	13	38	78	84	103	116	97					
NNW	367	338	234	143	63	53	12	103	158	251	286	296	191					
N	112	88	93	61	38	46	13	66	96	126	107	130	81					

Element		1	2	3	4	5	6	7	8	9	10	11	12		
Number of Days With Classified	Daily Max. Temp.	0.0													
		0.1 ~ 10.0	22	18	5								3	25	73
		10.1 ~ 20.0	9	10	26	24	3					12	25	6	115
		20.1 ~ 30.0				6	28	30	18	10	30	19	2		143
	30.1							13	21					34	
	Daily Mean Temp.	- 5.0												6	13
		- 4.9 ~ 0.0	5	2											
		0.1 ~ 10.0	26	26	30	3						1	20	25	131
		10.1 ~ 20.0			1	27	25	9			3	25	10		100
	20.1					6	21	31	31	27	5			121	
	Daily Min. Temp.	- 15.0												6	16
		- 14.9 ~ - 5.0	7	3											
		- 4.9 ~ 0.0	14	20	15								7	20	76
		0.1 ~ 10.0	10	5	16	21	7					11	23	5	98
	10.1				9	24	30	31	31	30	20			175	
Daily Precip.	0.1mm	6	7	7	5	5	5	7	10	5	5		10	72	
	10.0mm		1	1	1			2	3	6	2	3	1	20	
	30.0mm								2	2		1		5	
	80.0mm									1				1	
	100.0mm														
Hourly Max. Precip.	1.0mm	2	6	7	5	3	4	6	8	4	4		5	54	
	6.0mm							2	5	2	1		1	11	
	10.0mm							2	5	1	1			9	
	20.0mm							1	2					3	
	30.0mm							1	1					2	
Daily Max. Wind Speed	0.5 ~ 3.3%														
	3.4 ~ 7.9%	11	10	17	13	18	21	26	17	17	18	14	14	196	
	8.0 ~ 13.8%	20	18	14	17	12	8	5	13	12	13	15	17	164	
	13.9%					1	1		1	1		1		5	
10 - Day Summary	Mean Temp.	1st	67	23	49	120	166	197	257	282	225	202	119	37	
		2nd	10	34	70	135	171	211	262	258	223	164	73	7	
		3rd	16	38	83	144	194	229	273	256	208	135	73	33	
	Mean Max. Temp.	1st	106	61	100	173	216	242	281	325	267	241	179	87	
		2nd	53	95	136	187	228	260	293	295	263	206	126	49	
		3rd	61	95	129	202	254	267	306	301	260	197	124	82	
	Mean Min. Temp.	1st	23	- 8	- 12	71	112	152	235	249	187	167	53	- 12	
		2nd	- 33	- 33	4	78	109	170	234	229	182	126	17	- 42	
		3rd	- 32	- 18	33	78	138	201	246	211	159	75	11	- 17	
	Mean Wind Speed	1st	25	31	27	28	27	28	29	23	17	26	19	19	
		2nd	29	30	22	27	19	24	17	27	28	24	22	24	
		3rd	28	28	22	23	20	19	21	24	20	19	25	21	
Total Precip.	1st	50	130	15	240	105	165	1045	180	270	660		60		
	2nd	5	65	105	155	20	20	120	1195	220	5		65		
	3rd	20	135	190				220	35	590			145		

Element		1	2	3	4	5	6	7	8	9	10	11	12					
(0.1 )	Air Temp.	Mean	43	46	81	140	175	203	262	265	223	178	106	44	147			
	Mean Max.	81	90	128	189	232	252	304	305	263	215	153	84	191				
	Mean Min.	11	6	40	99	129	165	232	234	191	146	64	6	110				
	Highest	145	166	176	226	298	296	328	350	291	272	223	148	350				
	Date	2	16	19	15	30	19	24	6	6	10	10	3	08/06				
	Lowest	-39	-23	3	52	100	121	208	175	140	80	17	-31	-39				
	Date	15	10	7	2	7	4	12	30	30	31	30	17	01/15				
(0.1mm)	Precip.	00~24h Total	195	425	610	615	590	1070	640	2135	1175	1155	160	210	8980			
		Highest. 1 Daily	65	295	285	215	305	615	410	945	415	670	115	110	945			
	Date	29	22	25	6	12	29	8	14	11	1	7	24	08/14				
	Hourly	45	60	85	65	200	225	270	465	260	185	85	75	465				
Date	29	22	25	6	12	29	8	9	6	1	7	24	08/09					
(0.1%)	Wind	Mean Speed	21	19	19	21	16	17	17	20	22	23	15	14	19			
		Highest Gust Speed	135	130	132	154	125	132	126	138	175	141	95	126	175			
		Dir.	NE	SW	NE	NE	NE	ENE	NE	NE	NE	SSW	NNE	WSW	NE			
Date	6	19	20	10	9	6	26	5	15	1	30	24	09/15					
(0.1%)	Wind Directions Only	Hourly Occurrence Maximum Speed	NNE	31	24	47	24	18	23	25	26	24	23	23	21	47		
			NE	85	52	86	100	63	84	84	73	86	72	46	44	100		
			ENE	74	67	86	84	77	81	69	60	98	60	39	49	98		
			E	33	46	40	60	55	44	50	53	38	36	26	28	60		
			ESE	28	40	24	41	37	45	47	59	35	33	24	18	59		
			SE	9	20	18	27	22	33	28	27	26	28	21	13	33		
			SSE	15	15	12	15	15	21	18	30	9	18	17	9	30		
			S	11	29	23	69	26	53	25	45	34	44	20	12	69		
			SSW	22	34	32	72	42	72	66	62	83	81	35	26	83		
			SW	53	85	58	71	42	34	72	47	86	91	55	72	91		
			WSW	24	26	23	25	26	25	30	20	17	16	25	21	30		
			W	9	8	7	20	18	23	21	11	8	13	9		23		
			WNW				17	11	11	14		6	14			17		
			NW		5		6	15	17	11		5				17		
			NNW	10	21	12	5	9	11	15	5	7	8			21		
			N	11	16	12	10	14	11	15	10	9	9	12	12	16		
			(0.1%)	Hourly Occurrence Percentage	CALM	71	89	125	126	188	188	230	132	151	101	181	181	147
					NNE	47	60	130	69	83	54	50	55	68	59	82	55	68
					NE	408	269	274	193	140	115	39	196	313	562	350	312	264
					ENE	273	314	196	100	109	121	79	105	213	128	149	238	168
E	98	113			85	67	62	86	32	106	68	35	92	113	79			
ESE	24	27			16	24	28	50	28	60	36	16	28	19	30			
SE	1	12			13	28	23	32	17	31	11	4	10	13	16			
SSE	9	3			4	11	20	21	12	23	3	3	8	4	10			
S	7	7			12	32	31	21	38	55	6	5	10	7	19			
SSW	7	34			24	140	94	92	181	97	24	36	18	12	63			
SW	31	52			95	165	151	122	208	110	82	27	51	32	94			
WSW	11	9			16	24	38	56	56	16	10	8	11	8	22			
W	3	1			3	10	9	17	11	7	6	5	1		6			
WNW						4	1	3	3		1	1			1			
NW		1		3	3	3	3		1				1					
NNW	3	3	1	1	3	6	3	3	3	3	3		2					
N	7	4	4	3	17	15	9	4	6	7	10	5	8					

Element		1	2	3	4	5	6	7	8	9	10	11	12		
Number of Days With Classified	Daily Max. Temp.	0.0													
		0.1 ~ 10.0	22	17	4								2	21	66
		10.1 ~ 20.0	9	11	27	22	5	1				10	25	10	120
		20.1 ~ 30.0				8	26	29	13	13	30	21	3		143
	Daily Mean Temp.	30.1							18	18					36
		- 5.0												2	5
		- 4.9 ~ 0.0	2	1											
		0.1 ~ 10.0	29	26	27	1							13	29	125
	Daily Min. Temp.	10.1 ~ 20.0		1	4	29	27	14			1	24	17		117
		20.1					4	16	31	31	29	7			118
		- 15.0													
		- 14.9 ~ - 5.0	16	13											
	Daily Precip.	- 4.9 ~ 0.0	15	15	31	18	1						2	26	14 43
		0.1 ~ 10.0				12	30	30	31	31	30	29	4		197
		10.1													
0.1mm		5	6	7	7	5	5	9	6	7	8	4	4	73	
Hourly Max. Precip.	10.0mm		1	2	3	2	3	1	4	4	3	1	1	25	
	30.0mm					1	1	1	2	2	1			8	
	80.0mm								2					2	
	100.0mm														
	1.0mm	4	6	5	6	3	4	6	5	7	6	3	3	58	
Daily Max. Wind Speed	6.0mm		1	2	2	2	1	1	4	4	3	1	2	23	
	10.0mm					1	1	1	2	2	1			8	
	20.0mm					1	1	1	2	2				7	
	30.0mm								2					2	
Daily Max. Wind Speed	0.5 ~ 3.3%						1				1			2	
	3.4 ~ 7.9%	21	19	23	18	24	20	19	17	19	15	26	24	245	
	8.0 ~ 13.8%	10	9	8	9	7	9	12	14	9	14	4	7	112	
	13.9%				3					2	1			6	
10 - Day Summary	Mean Temp.	1st	77	34	63	130	162	190	256	277	230	208	138	56	
		2nd	26	52	90	140	171	201	261	260	227	173	91	24	
		3rd	27	55	90	151	190	219	269	258	213	155	90	53	
	Mean Max. Temp.	1st	113	67	109	174	209	243	298	320	268	242	187	98	
		2nd	65	104	142	192	225	251	302	294	263	202	137	61	
		3rd	68	100	134	202	259	262	310	301	258	202	134	92	
	Mean Min. Temp.	1st	49	6	26	94	126	147	226	251	204	177	92	15	
		2nd	- 4	- 1	42	98	122	161	227	234	192	146	52	- 15	
		3rd	- 10	13	51	105	138	188	243	219	176	117	47	16	
	Mean Wind Speed	1st	24	19	17	26	24	19	18	23	18	25	13	13	
		2nd	20	18	19	21	13	20	11	19	28	27	15	17	
		3rd	19	19	20	17	12	12	21	18	19	19	16	14	
Total Precip.	1st	85	75	10	360	285	315	500	1010	620	1090	145	80		
	2nd	45	55	90	220	305	135	125	1010	415	65	5	15		
	3rd	65	295	510	35		620	15	115	140		10	115		

		Element	1	2	3	4	5	6	7	8	9	10	11	12				
(0.1 )	Air Temp.	Mean	27	38	78	149	193	223	272	270	222	170	87	22	146			
		Mean Max.	87	101	147	220	267	283	321	328	287	235	159	83	210			
		Mean Min.	-24	-21	14	81	124	172	238	227	172	122	26	-31	92			
		Highest	156	167	205	275	354	325	363	377	316	310	222	135	377			
		Date	2	16	30	30	30	19	24	6	17	10	10	24	08/06			
		Lowest	-73	-67	-48	19	90	123	198	162	92	15	-14	-72	-73			
		Date	24	19	7	3	3	4	27	27	30	31	25	14	01/24			
(0.1mm)	Precip.	00~24h Total	80	365	310	690	340	985	925	3415	1275	1365	20	120	9890			
		Highest. 1	Daily	35	280	90	255	185	460	310	1020	715	850	10	105	1020		
			Date	8	22	25	5	9	6	31	21	11	1	23	24	08/21		
			Hourly	20	50	45	65	45	100	305	595	210	180	10	65	595		
(0.1%)	Wind	Mean Speed	37	40	31	28	26	24	15	20	22	24	29	33	27			
		Highest Gust Speed	172	179	156	153	138	108	124	106	120	160	170	166	179			
(0.1%)	Wind Directions Only	Dir.	WNW	WNW	NW	NNW	NNW	NNW	N	NW	E	NW	WNW	NW	WNW			
		Date	22	9	6	12	15	15	17	29	15	29	24	24	02/09			
		Hourly Occurrence Maximum Speed	NNE	47		15	44	24	25	8	23	39	29	12	9	47		
			NE	7	10	39	50	21	11	23	24	16	28		5	50		
			ENE	10	18	29	43	25	17	14	29	31	39	11	10	43		
			E	52	35	24	51	55	35	22	47	63	53	25	17	63		
			ESE	44	38	48	54	48	48	50	42	63	47	27	34	63		
			SE	44	45	44	65	53	49	46	47	45	49	28	32	65		
			SSE	24	37	47	47	50	54	42	42	46	42	25	27	54		
			S	36	43	59	51	60	47	50	45	34	27	29	6	60		
			SSW	35	48	58	75	60	57	48	39	45	21	45	35	75		
			SW	5	31	45	62	61	52	46	36	14	30	37	16	62		
			WSW	37	25	39	54	38	42	47	49	37	39	33	51	54		
			W	50	72	54	79	58	51	36	46	40	42	57	51	79		
			WNW	81	80	84	66	75	60	38	46	45	45	88	67	88		
			NW	93	86	87	72	74	58	40	59	60	75	72	87	93		
			NNW	90	89	86	88	78	55	39	48	53	93	86	83	93		
			N	67	61	59	59	50	45	25	24	30	32	61	69	69		
			(0.1%)	Hourly Occurrence Percentage	CALM	30	24	30	36	42	49	288	95	60	19	24	32	61
					NNE	1		5	13	11	4	4	16	14	12	7	3	8
NE	4				4	14	11	5	6	12	3	8	11		1	7		
ENE	1	7			9	11	8	7	7	5	11	19	4	1	8			
E	24	9			26	39	27	40	22	38	60	85	6	3	32			
ESE	43	48			64	140	49	111	80	86	88	77	38	20	70			
SE	22	33			61	46	54	97	82	87	57	53	18	22	53			
SSE	8	12			34	24	59	103	74	67	68	51	17	13	44			
S	7	4			12	13	30	18	64	34	17	19	8	3	19			
SSW	1	13			28	36	46	40	98	20	19	12	15	9	28			
SW	1	9			12	53	39	35	52	28	15	8	7	9	22			
WSW	26	10			26	38	31	22	26	43	28	19	22	18	26			
W	62	55			83	67	104	94	56	79	72	85	75	67	75			
WNW	252	203			242	222	263	203	78	203	255	281	300	226	227			
NW	295	322			231	168	167	97	31	145	153	169	261	294	194			
NNW	207	228			113	61	54	60	19	42	67	72	185	253	113			
N	16	18			11	24	11	14	7	8	8	7	14	24	13			

Element		1	2	3	4	5	6	7	8	9	10	11	12			
Number of Days With Classified	Daily Max. Temp.	0.0														
		0.1 ~ 10.0	20	13	5							2	24	64		
		10.1 ~ 20.0	11	15	25	5	3					3	22	7	91	
		20.1 ~ 30.0			1	25	23	21	7	4	18	27	6		132	
	Daily Mean Temp.	30.1				5	9	24	27	12	1				78	
		- 5.0														
		- 4.9 ~ 0.0	7	2											5	14
		0.1 ~ 10.0	24	26	26								19	26	121	
	Daily Min. Temp.	10.1 ~ 20.0			5	30	21	4			2	24	11		97	
		20.1				10	26	31	31	28	7				133	
		- 15.0														
		- 14.9 ~ - 5.0	7	2											6	15
	Daily Max. Precip.	- 4.9 ~ 0.0	16	23	13								8	23	83	
		0.1 ~ 10.0	8	3	18	22	4				1	12	22	2	92	
		10.1				8	27	30	31	31	29	19			175	
		0.1mm	5	4	6	10	6	7	15	13	5	7	2	2	82	
	Hourly Max. Precip.	10.0mm		1		3	1	3	2	5	2	3		1	21	
		30.0mm						1	1	4	2	1			9	
		80.0mm								2		1			3	
		100.0mm								1					1	
1.0mm		3	5	6	5	4	7	10	10	3	6	1	2	62		
6.0mm					2		4	2	5	2	2		1	18		
Daily Max. Wind Speed	10.0mm						1	1	4	1	2			9		
	20.0mm							1	4	1				6		
	30.0mm							1	2					3		
	0.5 ~ 3.3%							1	1					2		
Daily Max. Wind Speed	3.4 ~ 7.9%	6	6	13	8	14	18	22	23	20	20	13	7	170		
	8.0 ~ 13.8%	18	13	15	19	17	12	8	7	10	9	13	22	163		
	13.9%	7	9	3	3						2	4	2	30		
	10 - Day Summary	Mean Temp.	1st	66	31	57	139	175	214	264	289	229	206	122	27	
2nd			8	41	83	149	195	221	272	259	226	167	71	5		
3rd			10	42	92	159	208	235	280	262	211	139	67	32		
Mean Max. Temp.		1st	125	81	125	206	243	282	302	349	287	262	199	95		
		2nd	69	111	167	219	269	285	326	309	288	222	141	60		
		3rd	69	112	151	236	288	284	333	325	287	222	137	92		
Mean Min. Temp.		1st	12	- 10	- 9	76	116	155	240	245	183	163	59	- 34		
		2nd	- 40	- 30	10	86	123	165	235	225	178	128	13	- 43		
		3rd	- 40	- 23	37	83	133	196	238	213	154	80	6	- 18		
Mean Wind Speed		1st	33	45	39	28	25	29	16	19	18	22	27	30		
		2nd	38	40	26	31	28	25	14	21	28	24	31	36		
		3rd	38	33	27	25	26	18	15	22	20	25	29	32		
Total Precip.	1st	45	55	15	465	290	545	465	35	545	1195		15			
	2nd	5	30	70	210	45	160	130	1610	715	140	10				
	3rd	30	280	225	15	5	280	330	1770	15	30	10	105			

		Element	1	2	3	4	5	6	7	8	9	10	11	12			
(0.1 )	Air Temp.	Mean	33	37	77	145	185	213	264	269	223	176	97	31	146		
		Mean Max.	77	87	132	201	245	264	306	315	268	220	148	77	195		
		Mean Min.	- 7	- 10	28	97	135	174	234	237	188	141	48	- 14	104		
		Highest	135	148	176	251	309	304	346	362	294	280	215	133	362		
		Date	2	16	30	30	30	18	24	6	11	10	10	23	08/06		
		Lowest	- 55	- 39	- 19	30	105	133	205	186	129	60	0	- 51	- 55		
		Date	15	21	7	2	15	2	27	30	30	31	25	14	01/15		
(0.1mm)	Precip.	00~24h Total	105	365	305	640	365	1080	2095	1675	1105	1375	10	155	9275		
		Highest. 1 Daily	40	240	105	245	195	390	1535	1165	560	1000	5	105	1535		
		Date	29	22	25	6	9	29	6	14	6	1	17	24	07/06		
		Hourly Date	20	45	30	65	60	110	810	320	210	295	5	65	810		
(0.1%)	Wind	Mean Speed	29	30	22	21	17	17	13	18	18	20	21	25	21		
		Highest Gust Speed	142	134	133	132	117	100	84	103	112	147	140	127	147		
		Dir.	NNW	NNW	NNW	S	SE	SE	ESE	SE	ENE	NNW	NW	N	NNW		
(0.1%)	Wind Directions Only	Date	13	20	7	5	1	6	25	20	15	29	18	4	10/29		
		Hourly Occurrence Maximum Speed	36	25	31	27	28	25	23	25	40	35	27	29	40		
		NNE	35	27	36	30	23	19	9	33	37	38	23	17	38		
		NE	31	29	28	42	27	21	24	28	55	40	27	35	55		
		ENE	43	35	38	48	45	35	40	39	52	41	23	17	52		
		E	5	19	28	44	35	45	45	41	54	42	19	20	54		
		ESE	41	39	46	56	66	56	53	49	62	40	11	19	66		
		SE	20	28	47	59	41	41	29	33	39	44	18	17	59		
		SSE	23	34	46	61	39	35	37	40	29	49	26	32	61		
		S	18	37	41	50	47	42	37	43	31	33	16	22	50		
		SSW	30	22	24	26	24	25	25	13	19	23	10	6	30		
		SW	23	22	26	30	33	23	21	12	16	16	22	9	33		
		WSW	31	23	41	30	29	28	18	16	18	14	30	35	41		
		W	39	40	44	26	33	34	12	17	15	17	35	38	44		
		WNW	78	82	69	61	39	33	23	39	35	38	53	65	82		
		NW	90	88	78	64	57	56	26	54	59	77	90	82	90		
		NNW	58	56	54	39	40	45	27	48	45	71	48	54	71		
		(0.1%)	Hourly Occurrence Percentage	CALM	60	88	129	119	152	163	238	128	126	124	168	151	137
				NNE	69	28	36	24	27	17	5	28	80	134	43	42	45
NE	42			16	19	17	17	13	3	28	51	62	32	17	26		
ENE	27			19	26	21	34	29	32	42	79	79	36	19	37		
E	38			25	24	47	51	54	52	89	121	81	26	23	53		
ESE	1			9	23	26	24	88	59	63	49	34	18	9	34		
SE	9			19	26	71	65	110	78	122	56	24	3	5	49		
SSE	5			10	20	31	35	24	40	39	20	9	13	12	22		
S	15			30	54	86	74	70	161	86	18	23	11	16	54		
SSW	17			15	43	86	71	78	95	65	20	11	8	9	43		
SW	8			13	15	21	23	22	24	22	15	8	6	3	15		
WSW	12			7	16	21	26	8	26	15	7	11	3	5	13		
W	22			22	22	33	15	18	13	12	11	9	15	11	17		
WNW	43			27	54	40	36	28	31	26	11	23	28	35	32		
NW	171			259	237	142	132	96	70	54	49	44	129	145	127		
NNW	387			348	206	188	164	166	60	138	212	226	354	406	237		
N	74			63	52	28	55	18	11	44	74	98	107	90	60		



Element		1	2	3	4	5	6	7	8	9	10	11	12		
Number of Days With Classified	Daily Max. Temp.	0.0													
		0.1 ~ 10.0	23	18	5								2	25	73
		10.1 ~ 20.0	8	10	26	14	3					6	26	6	99
		20.1 ~ 30.0				16	26	29	12	7	29	25	2		146
	Daily Mean Temp.	30.1					2	1	19	24					46
		- 5.0													
		- 4.9 ~ 0.0	5	2										3	10
		0.1 ~ 10.0	26	26	28	1							15	28	124
	Daily Min. Temp.	10.1 ~ 20.0			3	29	25	5			2	25	15		104
		20.1					6	25	31	31	27	6			126
		- 15.0													
		- 14.9 ~ - 5.0	2											2	4
	Daily Precip.	- 4.9 ~ 0.0	16	23	3								1	22	65
		0.1 ~ 10.0	13	5	28	17						4	27	7	101
		10.1				13	31	30	31	31	29	27	2		194
		0.1mm	4	5	7	7	5	7	10	9	6	6	2	5	73
	Hourly Max. Precip.	10.0mm		1	1	2	1	5	3	3	2	2		1	21
		30.0mm						1	1	1	2	1			6
		80.0mm							1	1		1			3
		100.0mm							1	1		1			3
1.0mm		3	4	5	6	5	7	9	8	4	6		2	59	
6.0mm					2	1	3	3	2	2	2		1	16	
Daily Max. Wind Speed	10.0mm						1	2	2	2	1			8	
	20.0mm							2	1	1	1			5	
	30.0mm							1	1					2	
	0.5 ~ 3.3%	8	11	15	13	22	19	30	24	22	18	14	11	207	
10 - Day Summary	Mean Temp. (0.1 )	3rd	15	44	88	158	200	225	274	262	212	153	78	39	
		1st	113	65	113	188	224	262	290	338	268	245	186	90	
		2nd	62	101	148	200	244	262	307	300	274	210	132	55	
Mean Max. Temp. (0.1 )	3rd	58	96	136	216	264	270	320	308	262	206	127	85		
	1st	30	- 6	8	86	127	162	229	253	198	175	80	- 6		
	2nd	- 21	- 19	29	99	129	166	233	232	190	144	35	- 35		
Mean Min. Temp. (0.1 )	3rd	- 29	- 5	45	108	148	195	240	228	174	108	29	- 3		
	1st	24	34	29	24	19	22	14	18	14	17	18	22		
	2nd	32	30	19	23	17	16	10	18	22	21	24	27		
Mean Wind Speed (0.1%)	3rd	30	25	20	18	16	14	15	17	17	21	20	25		
	1st	50	75	15	480	310	390	1955	75	630	1285	5	35		
	2nd	15	50	60	155	30	135	135	1435	440	90	5	10		
Total Precip. (0.1mm)	3rd	40	240	230	5	25	555	5	165	35			110		

Element		1	2	3	4	5	6	7	8	9	10	11	12				
(0.1 )	Air Temp.	Mean	37	44	82	145	188	213	257	274	230	183	108	37	150		
	Mean Max.	73	83	120	184	232	250	291	308	261	212	145	71	186			
	Mean Min.	7	8	51	115	156	190	233	250	205	157	73	4	121			
	Highest	124	130	161	228	295	297	328	352	291	269	212	125	352			
	Date	8	20	30	30	30	15	25	6	12	10	10	24	08/06			
	Lowest	-58	-36	-2	63	123	168	217	202	160	79	5	-43	-58			
	Date	15	11	7	2	9	6	13	31	30	30	19	17	01/15			
(0.1mm)	Precip.	00~24h Total	120	415	160	665	275	925	1170	2190	1420	1355	15	160	8870		
		Highest. 1 Daily	60	270	50	320	150	380	485	820	740	915	10	120	915		
	Hourly	35	50	25	90	35	170	185	475	230	290	10	65	475			
	Date	29	22	29	5	9	29	6	20	11	1	8	24	08/20			
(0.1%)	Wind	Mean Speed	41	45	33	30	26	24	16	27	28	29	30	37	31		
		Highest Gust Speed	207	188	184	186	138	127	110	128	149	171	170	175	207		
		Dir.	NNW	NW	NW	NW	NNW	NW	SSW	SE	E	NNW	NNW	NW	NNW		
(0.1%)	Wind Directions Only	Date	20	9	2	26	14	15	11	21	15	29	18	24	01/20		
		Hourly Occurrence Maximum Speed	34	56	33	52	38	32	29	43	68	55	36	35	68		
		NNE	60	56	48	31	45	49	45	66	68	68	23	44	68		
		NE	69	46	49	72	77	60	56	65	101	68	25	34	101		
		ENE	30	51	53	88	85	67	49	65	59	57	14	39	88		
		E	11	31	46	59	65	59	63	45	46	52	21	22	65		
		ESE	14	18	37	55	27	43	29	38	30	47	26	14	55		
		SE	16	12	32	94	16	15	23	63	40	47	24		94		
		SSE	14	33	40	78	37	35	43	51	19	30	17	16	78		
		S	41	64	42	79	59	51	46	46	36	78	48	28	79		
		SSW	48	75	48	81	68	49	68	66	53	62	37	60	81		
		SW	29	62	18	32	42	35	29	35	53	17	39	25	62		
		WSW	48	72	46	62	84	43	50	30	35	26	25	58	84		
		W	91	75	92	81	82	65	61	57	61	42	77	74	92		
		WNW	121	120	116	91	85	78	39	62	56	97	99	105	121		
		NW	100	122	110	88	69	64	6	71	54	87	85	97	122		
		NNW	39	38	40	52	40	24	27	48	76	89	57	65	89		
		(0.1%)	Hourly Occurrence Percentage	CALM	22	42	74	81	97	93	192	39	57	54	42	48	70
				NNE	31	27	27	36	16	25	13	27	57	86	28	11	32
				NE	51	18	59	18	35	29	26	112	151	223	18	16	63
ENE	40			7	30	47	36	76	31	103	172	109	6	11	56		
E	11			13	26	32	28	88	52	83	56	34	11	19	38		
ESE	3			15	28	40	56	111	75	63	46	34	13	9	41		
SE	4			19	8	15	8	21	9	28	14	27	11	3	14		
SSE	4			3	7	17	5	10	7	22	10	9	7		8		
S	3			15	44	64	44	36	81	40	8	9	8	5	30		
SSW	24			42	98	140	168	149	222	132	46	35	47	19	94		
SW	26			31	65	89	106	104	141	70	38	26	21	15	61		
WSW	19			24	22	36	43	26	52	26	31	8	22	13	27		
W	27			45	30	53	52	40	31	30	24	19	36	24	34		
WNW	125			124	112	90	103	75	47	89	76	36	160	128	97		
NW	325			372	241	140	153	68	13	62	72	59	229	319	170		
NNW	231			179	102	83	30	29	4	39	64	105	272	326	122		
N	55			25	28	18	17	19	3	36	79	128	69	34	43		

Element		1	2	3	4	5	6	7	8	9	10	11	12		
Number of Days With Classified	Daily Max. Temp.	0.0													
		0.1 ~ 10.0	24	21	5							2	25	77	
		10.1 ~ 20.0	7	7	26	26	4					12	26	6	114
		20.1 ~ 30.0				4	27	30	21	10	30	19	2		143
	30.1							10	21					31	
	Daily Mean Temp.	- 5.0													
		- 4.9 ~ 0.0	4	2										3	9
		0.1 ~ 10.0	27	26	26							13	28		120
		10.1 ~ 20.0			5	30	23	5			1	22	17		103
	20.1				8	25	31	31	31	29	9			133	
	Daily Min. Temp.	- 15.0													
		- 14.9 ~ - 5.0	2												2
		- 4.9 ~ 0.0	13	13	2									15	43
		0.1 ~ 10.0	16	15	29	5						2	24	16	107
	10.1				25	31	30	31	31	30	29	6		213	
Daily Precip.	0.1mm	4	6	7	7	4	7	10	8	4	7	2	2	68	
	10.0mm		1		2	1	3	2	4	2	3		1	19	
	30.0mm				1		1	2	3	2	1			10	
	80.0mm								2		1			3	
	100.0mm														
Hourly Max. Precip.	1.0mm	3	4	3	5	4	6	8	7	4	4	1	2	51	
	6.0mm				1		2	2	4	2	2		1	14	
	10.0mm						2	2	3	2	2			11	
	20.0mm							3	1	2				6	
	30.0mm								1					1	
Daily Max. Wind Speed	0.5 ~ 3.3%														
	3.4 ~ 7.9%	5	6	11	11	11	16	26	17	12	12	12	6	145	
	8.0 ~ 13.8%	14	10	11	12	20	14	5	14	15	16	9	13	153	
	13.9%	12	12	9	7						3	3	9	12	67
10 - Day Summary	Mean Temp.	1st	73	33	61	133	173	206	247	288	236	212	143	49	
		2nd	21	49	92	144	187	211	258	265	234	178	92	16	
		3rd	19	52	93	157	202	223	264	271	220	161	89	44	
	Mean Max. Temp.	1st	105	66	97	175	216	248	277	325	261	240	183	83	
		2nd	58	93	133	180	230	247	295	295	265	203	129	51	
		3rd	58	91	129	196	249	254	302	304	257	196	123	80	
	Mean Min. Temp.	1st	48	7	27	101	146	179	227	264	215	187	105	13	
		2nd	- 9	2	58	115	155	185	233	243	207	155	58	- 19	
		3rd	- 16	18	66	128	167	205	239	243	192	131	56	16	
	Mean Wind Speed	1st	35	52	45	33	30	31	17	30	22	26	25	33	
		2nd	48	43	24	32	27	25	15	28	38	34	34	40	
		3rd	41	38	30	25	21	16	16	23	24	28	29	38	
Total Precip.	1st	55	120	10	480	205	445	1070	130	795	1230	10	40		
	2nd		25	30	160	70	65	80	1665	590	125	5			
	3rd	65	270	120	25			415	20	395	35			120	

		Element	1	2	3	4	5	6	7	8	9	10	11	12				
(0.1 )	Air Temp.	Mean	37	39	68	135	170	197	260	250	205	159	92	37	137			
		Mean Max.	70	80	109	182	221	242	298	286	238	189	133	69	176			
		Mean Min.	8	- 4	26	83	120	153	226	220	172	127	47	2	98			
		Highest	155	165	170	264	277	284	330	318	281	255	214	131	330			
		Date	29	20	29	30	30	19	21	24	6	10	10	23	07/21			
		Lowest	- 35	- 38	- 18	19	88	95	202	164	115	60	- 4	- 38	- 38			
		Date	17	19	11	23	18	2	13	27	30	31	21	14	12/14			
(0.1mm)	Precip.	00~24h Total	635	250	810	720	520	870	1285	3410	1120	545	70	105	10340			
		Highest. 1	195	115	320	190	190	435	320	1780	455	170	15	20	1780			
		Daily	7	22	20	6	12	29	11	22	11	2	29	17	08/22			
		Date	60	15	110	50	50	85	185	825	160	30	5	5	825			
(0.1%)	Wind	Hourly	5	22	25	17	12	29	5	22	11	2	29	31	08/22			
		Date	38	42	23	25	25	22	23	24	23	26	29	37	28			
		Mean Speed	200	213	162	196	142	185	167	139	146	206	166	196	213			
(0.1%)	Wind	Highest Gust Speed	NW	SSW	NW	S	NW	SSE	SSW	SSE	ENE	SSE	NNW	NW	SSW			
		Dir.	20	19	21	5	26	6	3	20	15	1	18	16	02/19			
		Date	50		32	32	30	35	34	44	42	57	22	30	57			
(0.1%)	Wind Directions Only	Hourly Occurrence Maximum Speed	NNE	43		32	27	30	34	35	34	54	56	20	25	56		
			NE	39	29	33	54	32	37	37	28	52	36	20		54		
			ENE	36	34	10	40	45	43	31	43	42	40	7		45		
			E	27	44	24	25	60	56	53	50	52	31	32	19	60		
			ESE	27	40	29	30	53	47	54	53	45	32	37	20	54		
			SE	47	46	43	74	82	104	49	55	67	106	42	47	106		
			SSE	48	104	65	97	64	83	74	73	49	98	36	41	104		
			S	35	119	41	88	33	42	76	49	51	82	74	45	119		
			SSW	24	43	22	55	44	21	43	26	37	16	22	60	60		
			SW	38	74	27	66	34	24	47	27	27	20	23	40	74		
			WSW	38	51	63	55	43	49	32	34	45	27	38	57	63		
			W	97	90	81	68	63	56	40	38	42	36	66	89	97		
			WNW	112	105	84	79	76	56	47	52	52	91	96	112	112		
			NW	99	100	68	46	38	44	42	44	41	96	97	81	100		
			NNW	31	27	31	27	38	33	35	41	42	50	58	38	58		
			N	52	52	220	192	51	110	85	52	46	71	63	59	88		
			(0.1%)	Hourly Occurrence Percentage	CALM	12		13	13	15	25	35	23	31	112	8	22	26
					NNE	15		19	8	13	26	48	22	46	161	6	7	31
					NE	35	4	15	26	9	28	40	31	124	39	8		30
					ENE	27	1	1	28	30	72	55	38	35	38	3		27
E	26	15			17	13	59	101	81	83	85	38	19	4	45			
ESE	15	7			34	14	50	53	50	77	70	23	28	5	36			
SE	19	24			54	89	134	88	89	114	57	71	79	30	71			
SSE	39	67			87	107	117	108	187	153	102	93	132	103	108			
S	23	79			13	39	52	29	124	59	53	9	72	39	49			
SSW	20	25			5	22	23	28	30	23	15	5	19	34	21			
SW	52	45			24	53	58	31	9	50	40	7	40	32	37			
WSW	74	86			47	92	65	42	5	62	61	31	56	39	55			
W	159	162			148	134	109	81	19	47	79	66	113	94	100			
WNW	375	400			194	102	140	114	70	77	110	134	254	380	195			
NW	47	24	83	49	59	54	58	59	39	70	81	144	64					
NNW	11	7	24	19	16	11	16	31	7	32	19	8	17					

Element		1	2	3	4	5	6	7	8	9	10	11	12		
Number of Days With Classified	Daily Max. Temp.	0.0													
		0.1 ~ 10.0	23	21	13								6	26	89
		10.1 ~ 20.0	8	7	18	21	6	1				22	22	5	110
		20.1 ~ 30.0				9	25	29	18	24	30	9	2		146
	30.1							13	7					20	
	Daily Mean Temp.	- 5.0													
		- 4.9 ~ 0.0	2	3										1	6
		0.1 ~ 10.0	28	24	30	3						2	19	30	136
		10.1 ~ 20.0	1	1	1	26	27	15		1	12	24	11		119
	20.1				1	4	15	31	30	18	5			104	
	Daily Min. Temp.	- 15.0													
		- 14.9 ~ - 5.0													
		- 4.9 ~ 0.0	16	18	3								1	14	52
		0.1 ~ 10.0	15	10	28	23	5	2				7	27	17	134
	10.1				7	26	28	31	31	30	24	2		179	
Daily Precip.	0.1mm	8	6	7	8	7	6	11	13	10	11	7	11	105	
	10.0mm	3	1	3	3	2	3	5	4	4	2			30	
	30.0mm			1			1	1	3	1				7	
	80.0mm								1					1	
	100.0mm								1					1	
Hourly Max. Precip.	1.0mm	7	4	5	6	7	5	9	11	8	5			67	
	6.0mm	1		2			1	6	4	4				18	
	10.0mm			1				4	4	2				11	
	20.0mm								3					3	
	30.0mm								3					3	
Daily Max. Wind Speed	0.5 ~ 3.3%														
	3.4 ~ 7.9%	8	5	12	5	11	17	14	16	15	16	10	7	136	
	8.0 ~ 13.8%	15	11	15	20	19	12	15	14	14	11	15	13	174	
	13.9%	8	12	4	5	1	1	2	1	1	4	5	11	55	
10 - Day Summary	Mean Temp.	1st	71	26	51	119	159	185	256	264	214	192	124	44	
		2nd	19	45	73	139	168	195	257	246	207	155	74	19	
		3rd	23	46	79	147	183	212	265	242	195	133	77	47	
	Mean Max. Temp.	1st	97	57	94	157	201	234	294	293	245	221	167	80	
		2nd	50	97	119	192	223	242	297	283	238	179	119	47	
		3rd	65	88	115	196	236	248	304	282	232	171	112	78	
	Mean Min. Temp.	1st	44	1	11	81	123	134	229	242	181	162	75	5	
		2nd	- 9	- 13	20	81	107	146	217	217	175	130	34	- 9	
		3rd	- 9	1	46	88	128	180	232	202	161	92	33	11	
	Mean Wind Speed	1st	27	46	37	21	28	27	30	23	19	25	29	33	
		2nd	43	46	20	26	21	23	18	25	27	24	30	43	
		3rd	42	33	15	27	25	15	21	24	23	30	27	35	
Total Precip.	1st	565	100		360	325	170	305	165	475	440	10	40		
	2nd	5	35	325	255	190	225	445	905	490	105	30	45		
	3rd	65	115	485	105	5	475	535	2340	155		30	20		

Element		1	2	3	4	5	6	7	8	9	10	11	12			
(0.1 )	Air Temp.	Mean	57	57	86	143	183	210	268	264	221	176	114	59	153	
		Mean Max.	91	96	128	188	229	251	299	303	261	216	154	90	192	
		Mean Min.	31	22	51	102	140	175	246	233	185	144	78	30	120	
		Highest	159	156	184	256	284	283	341	339	314	272	221	151	341	
		Date	29	16	29	29	29	18	20	6	6	9	7	24	07/20	
		Lowest	- 8	- 17	8	62	109	137	228	181	150	88	32	- 1	- 17	
		Date	20	10	7	2	17	14	12	27	30	31	30	13	02/10	
(0.1mm)	Precip.	00~24h Total	260	710	455	1455	360	500	235	2045	660	2150	130	315	9275	
		Highest. 1	Daily	90	440	185	780	155	255	155	520	255	980	50	110	980
			Date	7	22	20	6	12	6	11	20	11	1	29	24	10/01
			Hourly	30	90	70	125	55	55	75	260	90	215	35	65	260
(0.1%)	Wind	Date	20	22	20	17	4	20	11	14	11	1	29	10	08/14	
		Mean Speed	42	45	34	30	28	24	24	28	27	32	34	38	32	
(0.1%)	Wind	Highest Gust Speed	210	215	217	164	167	139	139	136	182	219	207	190	219	
		Dir.	NW	NNW	NNE	N	NNW	ESE	S	E	NNE	NNW	NNE	NNW	NNW	
(0.1%)	Wind	Date	30	20	6	27	26	6	2	13	16	29	18	4	10/29	
		Hourly Occurrence Maximum Speed	NNE	61	58	60	85	70	57	20	58	85	75	71	60	85
NE	37		28	41	31	55	36	20	31	77	66	29	30	77		
ENE	20		28	32	30	29	18	22	27	32	44	24	10	44		
E	32		45	35	34	46	37	30	34	40	26	35	31	46		
ESE	40		72	43	50	81	77	46	69	59	57	44	24	81		
SE	37		70	48	69	67	66	49	64	57	77	31	27	77		
SSE	30		71	47	72	40	38	71	57	54	68	43	45	72		
S	31		59	48	65	32	44	54	54	58	52	46	33	65		
SSW	24		41	40	40	33	33	45	50	54	30	32	25	54		
SW	18		46	43	42	27	25	40	40	31	46	22	39	46		
WSW	17		42	62	38	37	29	32	40	38	41	39	12	62		
W	43		38	56	29	41	23	33	30	39	31	23	49	56		
WNW	62		32	66	37	39	33	36	27	29	25	46	57	66		
NW	92		93	81	69	67	44	37	37	56	39	91	82	93		
NNW	103		101	90	75	82	53	39	68	56	102	81	87	103		
N	92		91	83	90	74	65	30	74	85	79	93	84	93		
(0.1%)	Hourly Occurrence Percentage	CALM	15	3	26	46	22	56	73	26	54	52	22	15	34	
		NNE	99	55	125	68	54	53	16	83	149	208	160	156	103	
		NE	38	22	73	42	70	100	56	47	115	121	72	43	67	
		ENE	17	13	27	22	46	15	22	34	31	36	21	3	24	
		E	17	13	22	32	51	44	38	48	35	22	35	8	30	
		ESE	23	37	11	61	116	110	79	101	71	35	28	5	56	
		SE	23	24	36	104	112	88	85	105	51	24	17	8	57	
		SSE	5	40	42	65	51	96	246	89	26	27	26	7	60	
		S	8	15	17	53	26	28	163	50	28	24	22	7	37	
		SSW	7	6	15	26	38	19	94	43	35	9	8	8	26	
		SW	1	7	9	32	20	19	30	22	13	19	10	8	16	
		WSW	7	7	13	19	15	31	31	34	14	22	10	4	17	
		W	12	1	15	21	34	15	20	17	24	7	10	11	16	
		WNW	38	18	43	32	24	25	12	13	17	15	17	44	25	
		NW	82	146	120	58	60	71	12	55	38	27	61	148	73	
		NNW	301	268	147	139	82	92	15	55	67	67	174	310	142	
N	306	323	261	179	181	139	9	179	235	285	308	215	218			

Element		1	2	3	4	5	6	7	8	9	10	11	12		
Number of Days With Classified	Daily Max. Temp.	0.0													
		0.1 ~ 10.0	19	13	5								2	19	58
		10.1 ~ 20.0	12	15	26	21	3					8	26	12	123
		20.1 ~ 30.0				9	28	30	17	15	29	21	2		151
	Daily Mean Temp.	30.1							14	16	1				31
		- 5.0													
		- 4.9 ~ 0.0		1											1
		0.1 ~ 10.0	25	25	23	1							10	30	114
	Daily Min. Temp.	10.1 ~ 20.0	6	2	8	29	27	6			1	22	20	1	122
		20.1					4	24	31	31	29	7			126
		- 15.0													
		- 14.9 ~ - 5.0	5	3										1	9
	Daily Precip.	- 4.9 ~ 0.0	26	25	31	15						3	25	30	155
		0.1 ~ 10.0				15	31	30	31	31	30	26	5		199
		10.1													
		0.1mm	9	9	12	6	6	6	9	15	8	9	6	11	106
	Hourly Max. Precip.	10.0mm		2	1	4	2	2	1	6	2	4		1	25
		30.0mm		1		2						2			7
80.0mm												1		1	
100.0mm															
1.0mm		5	5	9	5	4	4	4	11	8	7	4	6	72	
Daily Max. Wind Speed	6.0mm		1	1	2			1	6	2	4		1	18	
	10.0mm				2				6		3			11	
	20.0mm								1		1			2	
	30.0mm														
Daily Max. Wind Speed	0.5 ~ 3.3%														
	3.4 ~ 7.9%	3	2	5	10	7	15	16	11	10	7	7	4	97	
	8.0 ~ 13.8%	17	12	19	15	21	14	14	20	17	18	12	16	195	
10 - Day Summary	Mean Temp.	13.9%	11	14	7	5	3	1	1		3	6	11	11	73
		1st	91	46	68	135	173	201	256	278	230	205	144	67	
		2nd	39	62	93	144	183	208	268	258	220	174	98	42	
	Mean Max. Temp.	3rd	42	66	96	151	192	222	278	257	211	146	101	67	
		1st	126	78	111	176	217	244	275	323	274	242	188	102	
		2nd	70	107	138	187	229	255	300	293	258	211	139	66	
	Mean Min. Temp.	3rd	79	107	134	200	239	254	320	293	251	194	135	101	
		1st	64	22	36	98	134	164	245	243	194	177	100	35	
		2nd	17	17	49	103	137	162	244	230	187	146	68	17	
	Mean Wind Speed	3rd	12	30	65	104	147	197	249	227	174	105	65	38	
		1st	34	49	38	29	31	31	32	24	24	28	32	34	
		2nd	48	45	31	34	27	23	22	25	29	33	35	43	
Total Precip.	3rd	45	42	31	27	28	17	19	34	27	35	36	38		
	1st	150	210	30	935	185	305	20	530	350	1920	10	130		
	2nd	40	60	210	400	155	160	180	1240	270	230	25	35		
(0.1mm)	3rd	70	440	215	120	20	35	35	275	40		95	150		

		Element	1	2	3	4	5	6	7	8	9	10	11	12			
(0.1 )	Air Temp.	Mean	- 4	1	26	106	143	166	229	214	167	121	56	- 6	102		
		Mean Max.	37	46	74	154	201	215	266	261	216	170	108	26	148		
		Mean Min.	- 41	- 41	- 16	56	88	118	196	174	120	81	7	- 37	59		
		Highest	120	121	154	227	270	254	299	291	253	233	176	93	299		
		Date	29	22	29	16	29	17	21	2	6	9	10	23	07/21		
		Lowest	- 114	- 97	- 57	- 12	34	68	152	96	71	- 11	- 40	- 102	- 114		
		Date	25	13	3	3	26	4	12	27	29	31	21	14	01/25		
(0.1mm)	Precip.	00~24h Total	650	1465	825	2685	695	875	1115	1575	1880	3030	200	1075	16070		
		Highest. 1	Daily	100	575	225	1190	285	470	365	425	820	1265	95	340	1265	
		Date	29	22	31	6	12	29	30	14	11	2	29	24	10/02		
		Hourly	35	130	60	135	115	75	340	175	235	385	45	150	385		
(0.1%)	Wind	Date	8	22	25	17	12	29	30	14	11	2	29	24	10/02		
		Mean Speed	15	23	14	24	13	13	27	18	15	17	11	11	17		
		Highest Gust Speed	155	213	192	221	189	210	212	158	219	179	139	175	221		
		* Dir.	SW	SW	SW	SSW	S	WSW	WSW	SW	WSW	SW	WSW	WSW	SSW		
(0.1%)	Wind Directions Only	Date	29	19	28	5	9	6	10	24	11	1	10	24	04/05		
		Hourly Occurrence Maximum Speed	36	18	45	20	17	25	14	22	27	26	10			45	
		NNE	42	29	42	48	37	43	25	30	58	48	21	17	58		
		NE	41	36	40	50	49	36	38	34	59	46	40	30	59		
		ENE	37	39	33	33	22	19	18	14	17	34	35	26	39		
		E	29	20	18	15	18	6	6	8	9	19	15	20	29		
		ESE	30	20	19	19	5	17		12	11	21	8	21	30		
		SE	25	23	15	26	15	10	22		18	14	7	14	26		
		SSE	14	14	21	25	35	40	20	24	26	17	7	18	40		
		S	31	84	50	115	72	39	44	31	29	50	44	26	115		
		SSW	79	118	105	132	76	115	103	87	94	109	74	77	132		
		SW	23	54	44	31	39	30	31	39	27	23	38	20	54		
		WSW	11		8		15	18	17	9	6				18		
		W			11		19	6							7	19	
		WNW			5	16	11		6							16	
		NW	7													12	
		NNW			12	8		7			6					12	
		N	13	4	9	12	21	4	6	12	5	4	11	4	21		
		(0.1%)	Hourly Occurrence Percentage	CALM	251	165	280	260	368	382	231	315	413	319	476	312	315
				NNE	9	13	34	21	28	29	13	26	25	22	10		19
NE	89			82	157	131	138	197	54	122	204	333	53	38	134		
ENE	192			148	165	114	108	111	24	58	129	218	146	159	131		
E	202			221	62	56	19	14	5	3	11	22	78	194	72		
ESE	20			30	17	7	3	1	1	1	3	3	3	42	11		
SE	13			31	17	6	3	3		3	1	3	4	36	10		
SSE	15			19	12	6	4	1	3		7	1	1	13	7		
S	11			8	16	3	11	6	5	4	3	3	4	5	7		
SSW	20			33	54	44	43	33	31	27	21	4	21	32	30		
SW	151			215	137	310	204	160	533	368	147	66	182	149	219		
WSW	20			36	38	39	44	56	82	65	31	8	21	19	38		
W	3				3		16	4	13	5	3				4		
WNW					3		1	1							1	1	
NW	1				1	1	1		1							1	
NNW			1	1		1		3						1			
N	3		3	3	8		1	1	1		1			2			



Element		1	2	3	4	5	6	7	8	9	10	11	12			
Number of Days With Classified	Daily Max. Temp.	0.0	9	6	1									6	22	
		0.1 ~ 10.0	18	19	22	2						1	14	25	101	
		10.1 ~ 20.0	4	3	8	25	18	6				5	22	16		107
		20.1 ~ 30.0				3	13	24	31	31	25	8				135
		30.1														
	Daily Mean Temp.	- 5.0	4	1											5	
		- 4.9 ~ 0.0	15	14	4								1	19	53	
		0.1 ~ 10.0	12	13	27	13	1					9	24	12	111	
		10.1 ~ 20.0				17	29	29		8	27	22	5		137	
		20.1					1	1	31	23	3				59	
	Daily Min. Temp.	- 15.0														
		- 14.9 ~ - 5.0	14	10	1									7	32	
		- 4.9 ~ 0.0	11	15	23	2						2	11	22	86	
		0.1 ~ 10.0	6	3	7	23	22	10		1	12	19	18	2	123	
		10.1				5	9	20	31	30	18	10	1		124	
	Daily Precip.	0.1mm	12	11	11	5	8	5	15	15	13	12	9	15	131	
		10.0mm	2	6	3	5	3	3	3	5	4	6		3	43	
		30.0mm		1		3		1	1	2	2	4		1	15	
		80.0mm				2					1	1			4	
		100.0mm				1						1			2	
	Hourly Max. Precip.	1.0mm	9	11	9	5	6	5	10	12	8	10	6	12	103	
6.0mm			2	1	3	2	1	3	4	3	4		3	26		
10.0mm			1		3	1		2	2	2	2		1	14		
20.0mm								1		1	1			3		
30.0mm								1			1			2		
Daily Max. Wind Speed	0.5 ~ 3.3%											1	2	3		
	3.4 ~ 7.9%	17	13	18	12	20	23	14	18	15	16	23	25	214		
	8.0 ~ 13.8%	13	6	11	10	10	4	10	10	12	13	5	3	107		
	13.9%	1	5	2	8	1	3	7	3	3	2	1	1	37		
10 - Day Summary	Mean Temp.	1st	34	- 11	7	101	139	157	225	229	176	158	87	1		
		2nd	- 27	8	33	108	134	161	226	211	168	122	37	- 27		
		3rd	- 18	7	38	109	154	181	234	205	157	86	43	6		
	Mean Max. Temp.	1st	78	27	50	144	192	209	252	275	224	206	150	34		
		2nd	7	56	91	159	196	218	265	252	210	160	91	- 1		
		3rd	27	56	80	159	214	218	279	256	214	146	83	44		
	Mean Min. Temp.	1st	- 6	- 41	- 30	59	86	98	206	189	134	115	25	- 28		
		2nd	- 52	- 44	- 13	54	81	108	190	177	123	94	- 5	- 54		
		3rd	- 62	- 36	- 8	54	96	148	194	159	102	39	2	- 29		
	Mean Wind Speed	1st	13	18	16	22	18	17	51	15	15	16	13	11		
		2nd	15	28	12	29	13	9	25	19	24	20	8	10		
		3rd	18		15	21	8	14	8	20	7	15	13	13		
Total Precip.	1st	350	500	5	1990	395	200	335	310	490	2245	40	315			
	2nd	80	380	185	580	285	175	320	635	1285	785	5	290			
	3rd	220	585	635	115	15	500	460	630	105		155	470			

Element		1	2	3	4	5	6	7	8	9	10	11	12				
(0.1 )	Air Temp.	Mean	12	19	54	129	180	218	273	263	214	165	81	18	136		
	Mean Max.	67	78	123	201	252	278	318	314	277	227	151	73	197			
	Mean Min.	-39	-36	-13	63	111	165	241	223	164	111	17	-30	81			
	Highest	144	139	191	278	307	320	359	363	305	300	222	152	363			
	Date	6	16	30	16	30	23	21	5	25	9	7	3	08/05			
	Lowest	-91	-75	-60	-4	65	99	211	150	104	8	-30	-89	-91			
	Date	15	21	7	2	7	2	27	31	30	31	27	14	01/15			
(0.1mm)	Precip.	00~24h Total	145	360	310	510	245	1990	3130	2165	1625	855	45	375	11755		
		Highest. 1	Daily	40	170	90	200	115	1695	880	525	970	460	15	250	1695	
	Hourly	15	30	30	50	55	915	515	220	350	105	15	95	915			
	Date	30	22	27	25	5	26	15	25	11	1	24	24	06/26			
(0.1%)	Wind	Mean Speed	24	29	24	24	21	22	17	18	19	19	21	20	22		
		Highest Gust Speed	150	136	134	118	100	100	134	98	94	162	162	141	162		
		Dir.	NNW	NW	N	WSW	NNW	NNW	N	S	NNW	NNW	NNW	NNW	NNW		
(0.1%)	Wind Directions Only	Date	30	6	6	14	25	4	31	20	17	29	23	4	11/23		
		Hourly Occurrence Maximum Speed	NNE	50	26	25	53	29	29	12	33	37	50	49	41	53	
		NE	39	17	40	44	21	42	54	36	44	53	52	34	54		
		ENE	54	42	48	37	38	47	46	40	43	45	46	35	54		
		E	39	35	41	37	39	45	35	30	37	41	35	38	45		
		ESE	35	47	31	29	58	58	31	43	45	35	28	27	58		
		SE	30	38	31	33	47	49	40	48	41	40	21	20	49		
		SSE	20	25	18	44	42	54	38	68	42	34	33	29	68		
		S	23	63	30	69	46	44	63	40	36	24	46	26	69		
		SSW	23	68	22	61	46	35	49	38	28	21	43	22	68		
		SW	20	18	45	64	56	59	47	58	42	17	14	21	64		
		WSW	37	59	53	47	46	42	41	53	39	26	49	63	63		
		W	42	46	58	52	51	48	48	34	28	39	41	29	58		
		WNW	54	38	52	50	48	49	43	40	31	36	66	48	66		
		NW	58	56	53	58	55	52	43	47	31	32	61	55	61		
		NNW	96	94	79	65	60	63	46	59	61	93	88	79	96		
		N	76	73	78	63	61	56	102	48	50	84	86	74	102		
		(0.1%)	Hourly Occurrence Percentage	CALM	120	80	86	42	69	65	258	195	140	133	146	175	126
				NNE	58	36	55	28	50	33	1	27	39	59	46	46	40
				NE	30	27	40	36	35	42	5	24	61	56	32	32	35
ENE	91			36	48	24	66	58	20	39	132	99	26	61	58		
E	59			21	55	56	73	86	39	52	122	69	44	58	61		
ESE	17			33	16	58	66	61	50	97	78	60	31	44	51		
SE	22			18	11	14	34	54	42	78	33	17	15	28	31		
SSE	16			15	16	31	56	54	59	55	23	13	31	27	33		
S	34			46	34	61	55	46	135	43	32	27	56	46	51		
SSW	55			49	48	78	48	29	54	32	27	46	86	51	50		
SW	22			16	31	57	27	28	65	50	13	16	14	20	30		
WSW	4			13	13	36	24	42	93	42	9	4	17	11	26		
W	8			16	20	32	40	28	47	9	9	9	13	16	21		
WNW	22			31	66	76	95	89	50	27	25	24	32	23	47		
NW	62	60	134	121	116	101	35	50	35	38	76	27	71				
NNW	231	321	223	166	90	133	38	103	145	180	174	192	165				
N	151	182	102	85	56	50	9	77	78	148	163	143	103				

Element		1	2	3	4	5	6	7	8	9	10	11	12		
Number of Days With Classified	Daily Max. Temp.	0.0	1	1											2
		0.1 ~ 10.0	23	19	6								3	24	75
		10.1 ~ 20.0	7	8	25	17	2	1				5	23	7	95
		20.1 ~ 30.0				13	28	22	7	7	27	26	4		134
		30.1					1	7	24	24	1				57
	Daily Mean Temp.	- 5.0												8	30
		- 4.9 ~ 0.0	15	6	1										8
		0.1 ~ 10.0	16	22	30	3						2	24	23	120
		10.1 ~ 20.0				27	25	8		1	4	24	6		95
	Daily Min. Temp.	20.1					6	22	31	30	24	5			118
		- 15.0												7	31
		- 14.9 ~ - 5.0	12	9	3										7
		- 4.9 ~ 0.0	16	16	20	2							7	20	81
	Daily Precip.	0.1 ~ 10.0	3	3	8	23	11	1				13	23	4	89
		10.1				5	20	29	31	31	28	18			162
		0.1mm	9	9	9	8	4	8	15	9	6	6	5	7	95
		10.0mm		1		2	1	2	5	6	3	3		1	24
	Hourly Max. Precip.	30.0mm						1	5	3	2	1			12
		80.0mm						1	1		1				3
		100.0mm						1							1
		1.0mm	5	4	7	8	4	6	14	9	5	6	3	5	76
6.0mm							2	6	6	3	1		1	19	
Daily Max. Wind Speed	10.0mm						2	5	5	1	1			14	
	20.0mm						1	5	3	1				10	
	30.0mm						1	4		1				6	
	0.5 ~ 3.3%									1				1	
Daily Max. Wind Speed	3.4 ~ 7.9%	15	13	17	17	23	20	26	26	25	20	14	18	234	
	8.0 ~ 13.8%	15	15	14	13	8	10	5	4	3	10	13	11	121	
	13.9%	1									1	3	2	7	
10 - Day Summary	Mean Temp.	1st	48	11	33	113	167	199	267	286	220	201	113	26	
		2nd	- 9	23	55	132	177	218	269	255	212	160	68	- 1	
		3rd	- 3	24	71	141	195	236	282	250	210	136	62	28	
	Mean Max. Temp.	1st	107	55	99	185	236	258	302	340	276	253	190	86	
		2nd	50	91	139	199	250	286	320	301	275	214	134	49	
		3rd	45	90	131	219	270	290	330	304	282	214	130	83	
	Mean Min. Temp.	1st	- 10	- 30	- 34	55	105	142	243	246	178	159	40	- 26	
		2nd	- 55	- 46	- 22	73	105	156	234	223	156	110	9	- 47	
		3rd	- 51	- 34	13	62	121	196	246	203	156	69	2	- 18	
	Mean Wind Speed	1st	21	31	27	23	22	26	26	16	16	18	19	19	
		2nd	26	29	22	26	20	22	14	18	22	19	22	20	
		3rd	26	25	23	24	21	18	13	20	18	21	23	20	
Total Precip.	1st	25	75	40	220	245	60	690	70	570	735	15	75		
	2nd	50	115	85	220		70	1380	1395	970	120	5	45		
	3rd	70	170	185	70		1860	1060	700	85		25	255		

Element		1	2	3	4	5	6	7	8	9	10	11	12				
(0.1 )	Air Temp.	Mean	- 9	9	47	122	161	202	260	244	188	136	52	- 10	117		
		Mean Max.	60	78	126	207	249	278	310	302	260	208	139	58	190		
		Mean Min.	- 70	- 56	- 28	37	73	132	225	198	132	82	- 22	- 73	53		
		Highest	135	151	193	282	313	322	335	356	289	276	206	124	356		
		Date	8	16	19	16	29	18	21	6	25	9	7	23	08/06		
		Lowest	- 147	- 96	- 76	- 43	23	58	189	115	42	- 23	- 61	- 130	- 147		
		Date	26	13	7	3	7	2	27	27	30	31	27	14	01/26		
(0.1mm)	Precip.	00~24h Total	145	460	320	865	595	480	2150	3065	1305	1240	40	295	10960		
		Highest. 1	Daily	60	235	95	420	315	165	505	870	940	700	25	260	940	
			Date	20	22	25	5	31	30	15	21	11	1	23	24	09/11	
			Hourly	15	35	30	75	300	135	235	350	325	165	10	95	350	
(0.1%)	Wind	Date	30	22	2	5	31	30	15	21	11	1	23	24	08/21		
		Mean Speed	17	21	15	16	12	13	8	8	7	8	7	7	12		
		Highest Gust Speed	179	155	133	134	167	118	112	92	97	137	101	102	179		
		Dir.	N	NNW	N	SSE	NNE	NNW	NW	SSW	S	NNW	WSW	NNW	N		
(0.1%)	Wind Directions Only	Date	13	20	6	14	31	2	17	22	15	29	24	31	01/13		
		Hourly Occurrence Maximum Speed	59	55	50	38	39	35	23	24	36	45	35	35	59		
		NNE	37	40	42	51	40	35	15	29	29	42	26	17	51		
		NE	33	34	29	25	23	27	15	22	24	26	31	11	34		
		ENE	10	22	18	15	19	23	8	25	17	14	11	10	25		
		E		12	18	17	33	17	9	10	38	15	9	9	38		
		ESE	11	9	16	34	33	26	19	28	37	13	12	10	37		
		SE	27	46	34	54	40	37	27	36	38	26	27	14	54		
		SSE	27	54	50	59	48	57	44	35	31	25	24	22	59		
		S	33	55	25	42	41	48	42	30	37	18	21	23	55		
		SSW		30	22	21	18	16	13	11	9	16	14	14	30		
		SW		7	23	26	22	17	11	15	10	13	12	11	26		
		WSW	6	8	14	17	16	21	16		9	10	11	17	21		
		W	11	30	37	42	6	7	25	17	17	21	24	17	42		
		WNW	39	37	47	45	40	39	31	31	31	24	27	30	47		
		NW	60	73	67	64	67	51	35	37	40	48	57	50	73		
		NNW	68	84	66	57	70	52	32	41	42	62	44	54	84		
		N	282	198	329	308	422	378	500	525	608	559	556	538	435		
		(0.1%)	Hourly Occurrence Percentage	CALM	160	116	95	60	42	43	16	28	40	50	63	82	66
				NNE	60	70	66	49	24	38	5	40	49	60	21	20	42
NE	23			19	34	19	19	26	7	20	25	32	17	8	21		
ENE	4			4	8	1	5	15	1	7	7	9	3	4	6		
E				3	8	7	16	7	5	3	11	5	3	5	6		
ESE	7			1	8	14	17	22	15	11	11	8	6	1	10		
SE	12			16	11	51	39	42	62	74	25	17	24	9	32		
SSE	11			46	28	103	70	103	142	76	19	8	21	3	52		
S	9			21	12	35	39	61	88	49	17	8	4	3	29		
SSW				1	3	4	4	8	18	13	4	4	1	1	5		
SW				3	3	7	5	10	3	8	1	3	1	1	4		
WSW	3			1	3	1	3	10	9		1	3	3	3	3		
W	1			3	9	13	1	1	11	4	4	1	15	4	6		
WNW	31			36	62	42	55	28	19	20	19	23	15	31	32		
NW	132			153	118	126	125	142	50	76	78	89	89	89	105		
NNW	265			307	203	160	113	67	50	46	79	120	160	198	146		

Element		1	2	3	4	5	6	7	8	9	10	11	12			
Number of Days With Classified	Daily Max. Temp.	0.0	2	1										1	4	
		0.1 ~ 10.0	21	17	6								7	27	78	
		10.1 ~ 20.0	8	10	25	13	3	1				13	21	3	97	
		20.1 ~ 30.0				17	27	23	10	14	30	18	2		141	
		30.1					1	6	21	17					45	
	Daily Mean Temp.	-5.0	5											3	8	
		-4.9 ~ 0.0	14	12	1									18	45	
		0.1 ~ 10.0	12	16	30	6						4	28	10	106	
		10.1 ~ 20.0				24	31	14		3	21	27	2		122	
		20.1						16	31	28	9				84	
	Daily Min. Temp.	-15.0												6	24	73
		-14.9 ~ -5.0	21	15	7									19	6	72
		-4.9 ~ 0.0	8	12	18	7						2		5	1	92
		0.1 ~ 10.0	2	1	6	22	26	6			4	19				128
		10.1				1	5	24	31	31	26	10				98
	Daily Precip.	0.1mm	7	7	10	8	5	9	19	14	5	7	3	4	31	
		10.0mm		1		4	3	2	8	7	2	3		1	9	
		30.0mm				1	1		1	4	1	1			2	
		80.0mm								1	1					
		100.0mm														
Hourly Max. Precip.	1.0mm	5	6	6	8	4	7	14	12	4	7	2	2	77		
	6.0mm				3	2	2	9	6	2	2		1	27		
	10.0mm					1	1	8	6	1	2			19		
	20.0mm					1		1	2	1				5		
	30.0mm					1			1	1				3		
Daily Max. Wind Speed	0.5 ~ 3.3%	1		1						1	2		1	6		
	3.4 ~ 7.9%	17	10	11	8	13	21	26	27	26	26	25	23	233		
	8.0 ~ 13.8%	12	16	19	22	17	9	5	4	3	3	5	7	122		
	13.9%	1	2			1								4		
10 - Day Summary	Mean Temp.	1st	31	0	27	115	150	179	255	265	200	176	85	-4		
		2nd	-27	12	49	123	158	200	258	241	187	132	36	-30		
		3rd	-28	15	63	128	175	226	266	227	176	102	34	3		
	Mean Max. Temp.	1st	105	55	101	197	228	255	296	327	262	233	180	70		
		2nd	39	90	150	203	247	288	312	287	260	195	120	35		
		3rd	40	92	127	220	270	291	320	292	257	198	116	69		
	Mean Min. Temp.	1st	-30	-48	-43	36	72	104	229	217	155	131	5	-72		
		2nd	-82	-67	-44	45	66	121	220	208	127	86	-36	-93		
		3rd	-96	-52	0	30	81	171	225	172	116	32	-34	-57		
	Mean Wind Speed	1st	13	24	21	15	13	16	12	7	5	6	10	5		
		2nd	20	22	13	18	12	11	7	8	9	8	6	7		
		3rd	17	18	12	15	12	12	6	8	6	10	6	9		
Total Precip.	1st	15	35	65	520	280	180	840	300	275	1065	15	30			
	2nd	60	190	90	265		105	1005	1070	940	175					
	3rd	70	235	165	80	315	195	305	1695	90		25	265			

Element		1	2	3	4	5	6	7	8	9	10	11	12					
(0.1 )	Air Temp.	Mean	24	24	51	116	167	201	261	259	212	163	88	28	133			
		Mean Max.	54	60	91	156	214	239	287	290	247	194	124	59	168			
		Mean Min.	- 8	- 14	8	77	119	164	238	229	176	133	46	- 6	97			
		Highest	113	132	136	227	267	268	323	324	282	256	199	123	324			
		Date	2	16	12	15	30	29	20	6	10	10	7	3	08/06			
		Lowest	- 57	- 58	- 29	7	86	123	210	171	116	55	0	- 53	- 58			
		Date	26	21	7	2	6	3	13	31	29	31	27	12	02/21			
(0.1mm)	Precip.	00~24h Total	95	200	105	465	435	320	3410	1700	1115	460		485	8790			
		Highest. 1	Daily	30	120	30	160	300	145	1230	610	515	340		280	1230		
			Date	29	22	1	5	9	26	15	20	27	1		24	07/15		
			Hourly	15	20	20	35	55	60	505	350	185	85		105	505		
	Date	29	22	2	17	9	6	15	20	27	1		24	07/15				
(0.1%)	Wind	Mean Speed	33	38	24	25	19	17	25	19	20	26	33	33	26			
		Highest Gust Speed	211	167	157	144	148	119	148	143	126	172	206	168	211			
		Dir.	NW	NNW	NNW	SSE	SSE	SE	S	S	NW	NNW	NNW	NNW	NW			
	Date	22	10	1	5	13	7	10	21	17	29	10	16	01/22				
(0.1%)	Wind Directions Only	Hourly Occurrence Maximum Speed	NNE	38	25	33	29	24	24	15	39	56	45	35	41	56		
			NE	17	21	21	6	12	18	23	9	29	16	17	20	29		
			ENE	10	21	7	11	13	23	6	18	14	9	17	12	23		
			E	12	17	15	5	17	22	6	22	14	17	10	12	22		
			ESE	11	11	9	16	17	11	25	17	15	16	12	10	25		
			SE	31	34	32	57	51	56	52	27	26	27	36	44	57		
			SSE	60	77	36	79	78	68	68	68	56	29	61	49	79		
			S	40	84	44	82	64	53	71	53	42	13	53	42	84		
			SSW	11	17	39	31	27	24	30	26	13	11	30	28	39		
			SW	12	17	37	36	33	30	31	23	25		26	27	37		
			WSW	18	19	27	40	32	34	26	15	17	20	29	9	40		
			W		9	18	27	25	18	11	11	14		10	8	27		
			WNW	85	67	48	36	36	37	28	26	29	26	70	57	85		
			NW	96	81	58	60	62	47	39	71	70	109	101	87	109		
			NNW	114	105	92	69	78	52	31	79	78	103	97	97	114		
			N	39	38	34	42	30	32	21	48	47	55	48	52	55		
			(0.1%)	Hourly Occurrence Percentage	CALM	46	67	117	51	98	128	81	124	108	108	31	42	83
					NNE	97	25	24	17	16	11	4	42	115	78	53	82	47
					NE	8	6	5	3	3	3	3	5	19	12	8	24	8
					ENE	3	3	1	4	7	3	1	7	7	8	7	9	5
					E	4	6	5	1	5	1	1	22	8	16	7	11	7
					ESE	11	1	1	7	5	4	9	26	13	13	14	4	9
					SE	56	51	39	78	98	74	108	71	44	30	69	93	68
					SSE	120	162	151	243	278	186	386	253	181	103	214	183	205
					S	34	25	26	93	77	65	207	95	31	5	53	48	64
					SSW	3	6	11	22	43	21	32	16	8	1	7	11	15
					SW	1	6	30	32	54	38	34	26	13		11	3	21
WSW	1	6			12	26	43	21	15	9	8	4	6	1	13			
W		1			1	10	8	11	7	8	1		4	1	4			
WNW	32	13			35	36	31	42	12	22	28	11	19	26	26			
NW	85	68			202	151	103	196	52	79	79	126	132	86	113			
NNW	395	481	290	154	86	135	42	121	204	278	299	316	232					
N	105	71	50	71	44	61	7	75	132	206	67	59	79					

Element		1	2	3	4	5	6	7	8	9	10	11	12			
Number of Days With Classified	Daily Max. Temp.	0.0	1	1										1	3	
		0.1 ~ 10.0	27	22	21	2							9	26	107	
		10.1 ~ 20.0	3	5	10	24	11	2				21	21	4	101	
		20.1 ~ 30.0				4	20	28	25	21	30	10				138
		30.1							6	10						16
	Daily Mean Temp.	- 5.0														
		- 4.9 ~ 0.0	8	3											7	18
		0.1 ~ 10.0	23	25	31	9								21	24	133
		10.1 ~ 20.0				21	29	13			5	29	9			106
	Daily Min. Temp.	20.1					2	17	31	31	25	2				108
		- 15.0														
		- 14.9 ~ - 5.0	1	1											2	4
		- 4.9 ~ 0.0	20	19	13									1	16	69
	Daily Precip.	0.1 ~ 10.0	10	8	18	25	5					5	27	13	111	
		10.1				5	26	30	31	31	30	26	2		181	
		0.1mm	8	5	6	6	6	5	17	10	4	7		11	85	
		10.0mm		1		2	1	2	8	5	2	1		1	23	
	Hourly Max. Precip.	30.0mm					1		4	1	2	1			9	
		80.0mm							1						1	
		100.0mm							1						1	
1.0mm		3	4	5	6	5	3	14	8	4	5		7	64		
6.0mm							1	8	5	2	1		1	18		
Daily Max. Wind Speed	10.0mm							7	3	2			1	13		
	20.0mm							2	2					4		
	30.0mm							1	1					2		
	0.5 ~ 3.3%										1			1		
Daily Max. Wind Speed	3.4 ~ 7.9%	10	9	18	14	18	23	14	21	20	14	10	9	180		
	8.0 ~ 13.8%	16	13	11	14	12	7	16	9	10	15	14	13	150		
	13.9%	5	6	2	2	1		1	1		1	6	9	34		
10 - Day Summary	Mean Temp.	1st	56	15	36	96	153	183	255	276	219	189	120	45		
		2nd	12	26	52	117	164	201	257	253	215	162	76	2		
		3rd	7	31	64	135	183	221	271	250	203	141	69	38		
	Mean Max. Temp.	1st	88	41	74	135	197	217	278	309	253	218	161	75		
		2nd	41	73	99	158	213	244	287	284	246	189	107	38		
		3rd	37	68	99	176	232	255	297	278	244	176	103	64		
	Mean Min. Temp.	1st	23	- 8	- 9	60	112	147	235	245	189	160	80	7		
		2nd	- 22	- 22	5	84	116	156	231	224	180	136	33	- 33		
		3rd	- 23	- 11	26	88	128	190	248	218	161	105	25	7		
	Mean Wind Speed	1st	23	41	31	22	16	22	34	13	12	21	27	32		
		2nd	39	40	23	27	20	16	22	14	28	28	35	35		
		3rd	39	30	19	26	22	12	19	31	20	29	36	32		
Total Precip.	1st		15	40	215	375	170	710	235	140	395		85			
	2nd	30	65	20	250	10		1850	1225	460	55		115			
	3rd	65	120	45		50	150	850	240	515	10		285			

Element		1	2	3	4	5	6	7	8	9	10	11	12				
(0.1 )	Air Temp.	Mean	-30	-8	36	118	160	202	248	234	175	124	41	-23	106		
	Mean Max.	47	66	116	196	246	277	296	292	248	198	120	39	178			
	Mean Min.	-96	-76	-37	40	74	131	212	193	118	70	-33	-86	43			
	Highest	129	157	182	282	304	329	327	352	284	272	217	113	352			
	Date	8	16	19	16	29	23	25	6	26	9	7	3	08/06			
	Lowest	-170	-130	-84	-35	28	55	180	122	33	-45	-98	-160	-170			
	Date	25	2	3	3	8	4	14	27	30	31	19	14	01/25			
(0.1mm)	Precip.	00~24h Total	135	525	480	765	450	785	2425	2870	1440	570	200	435	11080		
		Highest. 1 Daily	50	160	195	260	270	385	715	840	700	275	80	310	840		
	Hourly	25	85	130	100	75	195	270	625	215	70	50	100	625			
	Date	27	20	31	18	31	26	6	24	11	1	10	24	08/24			
(0.1%)	Wind	Mean Speed	11	14	13	16	12	13	10	9	9	9	12	12	12		
		Highest Gust Speed	115	134	106	134	141	94	112	120	93	89	122	93	141		
		Dir.	N	NNE	SSE	NNE	N	N	N	NNE	NNW	SW	N	SSE	N		
(0.1%)	Wind Directions Only	Date	27	20	9	28	13	10	8	24	20	22	10	12	05/13		
		Hourly Occurrence Maximum Speed	52	51	50	60	54	52	50	42	51	15	48	38	60		
		NNE	40	22	30	31	38	28	18	33	20	10	24	26	40		
		NE	40	20	39	22	39	20	26	19	19	25	27	11	40		
		ENE	31	29	30	37	24	24	15	16	14	16	26	39	39		
		E	36	34	33	34	30	32	18	23	17	30	28	29	36		
		ESE	49	42	45	46	48	46	24	26	31	36	38	41	49		
		SE	46	46	42	51	41	51	26	34	30	40	39	41	51		
		SSE	39	42	54	46	32	44	29	34	29	40	42	52	54		
		S	33	43	39	42	29	41	30	41	36	35	43	41	43		
		SSW	25	23	39	49	30	27	41	32	39	32	28	31	49		
		SW	17	15	23	29	32	22	15	26	30	28	28	22	32		
		WSW	10	14	21	29	23	23	13	9	26	20	18	7	29		
		W	19	10	20	19	20	19	19	7	14	11	17	13	20		
		WNW	20	12	22	26	30	14	24	20	24	24	35	18	35		
		NW	23	63	39	54	43	52	50	46	24	20	32	26	63		
		NNW	25	59	29	66	66	48	55	40	42	29	59	26	66		
		(0.1%)	Hourly Occurrence Percentage	CALM	315	256	263	204	301	263	359	387	426	395	301	309	315
				NNE	30	37	34	75	44	39	70	39	24	15	26	36	39
				NE	17	18	27	22	20	31	38	24	18	7	17	15	21
				ENE	12	10	19	7	15	19	20	13	19	8	14	5	14
				E	28	30	23	38	20	21	14	13	17	8	13	27	21
				ESE	58	52	36	40	42	53	24	36	14	22	39	46	38
				SE	145	202	157	147	140	168	87	78	75	87	146	116	129
				SSE	126	125	122	93	89	78	42	71	95	120	133	152	104
				S	79	60	90	81	51	68	39	73	79	113	88	120	79
				SSW	58	33	51	44	27	35	27	52	54	79	46	44	46
SW	22			31	26	32	16	25	28	40	38	59	28	26	31		
WSW	11			24	23	32	19	25	11	19	18	17	26	7	19		
W	5			13	15	15	22	14	13	7	13	12	13	8	12		
WNW	16			18	19	15	26	15	11	1	8	4	7	7	12		
NW	15			16	23	13	32	15	20	22	25	13	29	19	20		
NNW	26	36	31	51	54	56	90	50	38	17	25	22	41				
N	38	39	42	90	83	76	109	74	39	23	50	42	59				



Element		1	2	3	4	5	6	7	8	9	10	11	12			
Number of Days With Classified	Daily Max. Temp.	0.0	5	2										5	12	
		0.1 ~ 10.0	23	19	8								11	24	85	
		10.1 ~ 20.0	3	7	23	18	2	1				3	16	18	2	93
		20.1 ~ 30.0				12	28	21	17	17	27	15	1			138
		30.1					1	8	13	14						36
	Daily Mean Temp.	- 5.0	11	1											5	17
		- 4.9 ~ 0.0	12	15	3								6	19	55	
		0.1 ~ 10.0	8	12	28	5						8	21	7	89	
		10.1 ~ 20.0				25	30	13		4	29	23	3			127
		20.1					1	17	31	27	1					77
	Daily Min. Temp.	- 15.0	7												1	8
		- 14.9 ~ - 5.0	18	24	14								12	23	91	
		- 4.9 ~ 0.0	5	4	13	3						2	13	7	47	
		0.1 ~ 10.0	1		4	27	25	5			7	19	5		93	
		10.1					6	25	30	31	23	10				125
	Daily Precip.	0.1mm	6	6	9	9	6	8	12	17	4	5	6	8	96	
		10.0mm		2	2	5	1	3	8	6	2	2		1	32	
		30.0mm						1	3	3	2			1	10	
		80.0mm								1					1	
		100.0mm														
	Hourly Max. Precip.	1.0mm	4	6	8	8	5	6	10	13	4	5	5	4	78	
		6.0mm		1	1	2	2	3	7	7	2	1		1	27	
		10.0mm			1	1		2	5	4	2			1	16	
		20.0mm							1	1	1				3	
30.0mm										1				1		
Daily Max. Wind Speed	0.5 ~ 3.3%	1						5	1		2		1	10		
	3.4 ~ 7.9%	24	19	23	14	23	24	17	26	29	28	26	22	275		
	8.0 ~ 13.8%	6	9	8	16	7	6	6	4	1	1	4	8	76		
	13.9%					1								1		
10 - Day Summary	Mean Temp. (0.1 )	1st	10	- 25	13	105	151	181	246	257	185	162	82	- 8		
		2nd	- 52	0	39	120	153	198	244	229	178	123	23	- 49		
		3rd	- 46	2	55	128	173	226	254	218	164	90	19	- 14		
	Mean Max. Temp. (0.1 )	1st	86	43	86	185	231	249	287	318	254	222	174	51		
		2nd	26	78	142	188	239	287	298	280	246	188	100	18		
		3rd	30	80	120	214	265	297	302	280	246	186	86	48		
	Mean Min. Temp. (0.1 )	1st	- 50	- 80	- 53	31	68	110	218	212	133	121	1	- 67		
		2nd	- 116	- 83	- 53	55	69	114	203	197	114	74	- 51	- 120		
		3rd	- 121	- 63	- 7	34	84	169	214	171	106	19	- 50	- 72		
	Mean Wind Speed (0.1%)	1st	8	13	15	15	12	16	16	9	7	7	11	12		
		2nd	13	16	12	18	13	11	7	8	12	11	12	14		
		3rd	12	12	12	17	12	11	7	12	7	10	14	10		
Total Precip. (0.1mm)	1st	15	80	75	205	335	80	2025	125	140	385	90	100			
	2nd	10	390	30	535	5	145		1310	700	185	5				
	3rd	110	55	375	25	110	560	400	1435	600		105	335			

		Element	1	2	3	4	5	6	7	8	9	10	11	12			
(0.1 )	Air Temp.	Mean	-31	-9	35	116	161	202	250	237	177	124	37	-28	106		
		Mean Max.	47	68	119	201	252	285	300	298	253	203	125	38	182		
		Mean Min.	-96	-77	-40	33	75	131	214	192	118	72	-36	-89	41		
		Highest	131	142	187	286	315	336	333	357	291	279	215	116	357		
		Date	8	16	19	16	29	18	21	6	25	9	7	3	08/06		
		Lowest	-185	-133	-81	-38	28	57	183	120	28	-57	-78	-162	-185		
		Date	24	2	3	3	8	4	27	27	30	31	18	14	01/24		
(0.1mm)	Precip.	00~24h Total	155	565	395	685	280	565	3305	1400	1310	490	115	270	9535		
		Highest. 1 Daily	65	265	125	190	165	320	730	655	675	180	65	185	730		
		Date	29	22	25	17	9	26	6	14	11	12	24	24	07/06		
		Hourly Date	15	50	30	95	70	185	550	180	155	60	15	80	550		
(0.1%)	Wind	Mean Speed	12	17	16	19	17	16	13	12	11	10	13	13	14		
		Highest Gust Speed	112	108	130	127	133	108	209	94	90	122	122	120	209		
		Dir.	WSW	WSW	WSW	W	SW	SSW	WSW	SSW	WSW	NE	WSW	WSW	WSW		
(0.1%)	Wind Directions Only	Date	20	20	9	14	13	6	17	24	28	22	10	24	07/17		
		Hourly Occurrence Maximum Speed	40	34	35	38	21	22	28	26	31	35	42	40	42		
		NNE	27	30	32	29	20	36	24	24	35	57	28	31	57		
		NE	23	18	23	31	30	32	18	21	44	53	24	29	53		
		ENE	28	22	12	18	12	26	15	13	21	20	12	12	28		
		E	29	17	26	23	17	17	13	18	13	14	12	11	29		
		ESE	25	23	25	21	28	27	19	20	16	12	20	14	28		
		SE	17	16	27	32	22	35	32	29	26	18	23	14	35		
		SSE	30	45	46	80	33	37	44	36	31	15	50	39	80		
		S	29	65	40	68	45	58	50	51	33	30	53	50	68		
		SSW	77	64	52	73	88	55	47	58	40	59	56	53	88		
		SW	49	62	79	72	86	73	53	36	69	66	68	66	86		
		WSW	36	55	59	72	47	52	30	32	35	21	45	36	72		
		W	44	49	48	47	44	34	22	36	30	37	42	46	49		
		WNW	51	50	50	49	39	44	31	39	34	40	43	60	60		
		NW	46	46	50	46	38	41	21	42	30	32	41	50	50		
		NNW	43	40	41	46	44	36	30	26	41	35	41	43	46		
		(0.1%)	Hourly Occurrence Percentage	CALM	352	283	297	240	319	243	284	281	353	355	290	270	297
				NNE	38	39	34	39	15	22	19	46	54	52	56	59	39
				NE	46	30	40	22	32	40	27	46	60	56	51	54	42
ENE	49			49	34	58	39	54	48	67	46	55	47	59	50		
E	15			22	27	32	19	31	17	26	32	30	32	31	26		
ESE	22			21	34	28	22	36	17	38	32	34	26	28	28		
SE	38			25	38	43	43	49	46	39	31	38	28	31	37		
SSE	31			16	35	32	23	29	31	35	19	22	26	23	27		
S	44			37	30	42	30	38	60	28	25	24	40	26	35		
SSW	38			79	51	64	50	63	129	59	39	22	79	50	60		
SW	69			79	75	111	102	83	116	94	61	51	58	62	80		
WSW	71			86	117	106	167	124	114	81	63	36	75	53	91		
W	22			33	39	47	48	35	35	23	29	15	18	23	31		
WNW	11			37	23	24	20	39	15	22	17	26	26	31	24		
NW	59	45	62	44	32	56	15	34	42	55	50	54	46				
NNW	65	83	46	42	23	29	9	38	38	69	50	66	46				
N	32	36	19	26	17	31	17	44	61	62	46	80	39				

Element		1	2	3	4	5	6	7	8	9	10	11	12		
Number of Days With Classified	Daily Max. Temp.	0.0	5	2										1	8
		0.1 ~ 10.0	22	19	8								11	28	88
		10.1 ~ 20.0	4	7	23	16	2	1		1	2	16	18	2	92
		20.1 ~ 30.0				14	27	20	13	15	28	15	1		133
		30.1					2	9	18	15					44
	Daily Mean Temp.	- 5.0	13	2										5	20
		- 4.9 ~ 0.0	10	15	3								7	21	56
		0.1 ~ 10.0	8	11	28	8						8	20	5	88
		10.1 ~ 20.0				22	30	13		3	30	23	3		124
		20.1					1	17	31	28					77
	Daily Min. Temp.	- 15.0	7											1	8
		- 14.9 ~ - 5.0	17	25	15							1	13	25	96
		- 4.9 ~ 0.0	6	3	12	6						1	12	5	45
		0.1 ~ 10.0	1		4	24	24	4			8	18	5		88
		10.1					7	26	31	31	22	11			128
	Daily Precip.	0.1mm	8	6	11	10	5	9	20	15	4	6	5	9	108
		10.0mm		2	1	4	1	1	8	3	4	2		1	27
		30.0mm						1	3	1	2				7
		80.0mm													
		100.0mm													
Hourly Max. Precip.	1.0mm	6	6	10	7	4	7	19	13	4	5	2	4	87	
	6.0mm				2	1	2	8	3	2	1		1	20	
	10.0mm						1	6	2	1				10	
	20.0mm							1						1	
	30.0mm							1						1	
Daily Max. Wind Speed	0.5 ~ 3.3%	2						1	1	1		1	1	7	
	3.4 ~ 7.9%	22	18	19	13	20	24	21	26	28	29	20	23	263	
	8.0 ~ 13.8%	7	10	12	17	11	6	8	4	1	2	9	7	94	
	13.9%							1						1	
10 - Day Summary	Mean Temp. (0.1 )	1st	10	- 24	10	105	153	179	245	260	187	167	78	- 12	
		2nd	- 55	- 3	39	113	153	202	247	233	180	123	17	- 54	
		3rd	- 47	2	53	129	175	226	256	220	165	88	17	- 20	
	Mean Max. Temp. (0.1 )	1st	90	46	88	189	235	258	291	327	259	229	180	51	
		2nd	24	78	146	195	245	297	302	288	251	191	106	16	
		3rd	30	84	123	220	274	301	306	280	250	190	90	48	
	Mean Min. Temp. (0.1 )	1st	- 44	- 78	- 60	29	70	105	214	211	134	126	- 2	- 68	
		2nd	- 119	- 85	- 54	36	70	120	209	201	119	79	- 56	- 123	
		3rd	- 123	- 65	- 9	33	84	169	218	167	102	17	- 51	- 79	
	Mean Wind Speed (0.1%)	1st	10	17	20	16	17	20	18	11	9	9	13	14	
		2nd	14	21	12	22	19	14	13	10	13	10	13	14	
		3rd	13	13	14	20	16	14	9	14	10	11	14	12	
Total Precip. (0.1mm)	1st	5	45	115	185	260	95	1850	225	250	280	25	60		
	2nd	45	255	35	395		35	935	835	675	210		5		
	3rd	105	265	245	105	20	435	520	340	385		90	205		

Element		1	2	3	4	5	6	7	8	9	10	11	12				
(0.1 )	Air Temp.	Mean	-23	-1	38	122	163	195	239	226	170	119	47	-23	106		
	Mean Max.	37	59	106	191	242	271	293	284	233	180	112	24	169			
	Mean Min.	-74	-53	-18	57	91	135	202	184	121	74	-12	-69	53			
	Highest	96	134	180	275	310	320	325	341	261	254	190	101	341			
	Date	8	16	30	16	29	18	13	6	9	9	7	23	08/06			
	Lowest	-150	-99	-65	-10	57	76	159	109	52	-16	-52	-122	-150			
	Date	15	2	3	2	17	4	13	31	30	31	19	13	01/15			
(0.1mm)	Precip.	00~24h Total	215	850	440	935	355	715	2575	1790	1065	1020	95	380	10435		
		Highest. 1	Daily	60	365	135	255	190	420	610	445	715	385	40	300	715	
	Date	20	22	25	5	9	25	8	14	11	1	10	24	09/11			
	Hourly	25	85	35	55	55	245	415	170	150	75	30	95	415			
Date	29	20	2	26	5	25	17	29	11	2	10	24	07/17				
(0.1%)	Wind	Mean Speed	13	14	12	14	10	9	7	7	9	9	12	12	11		
		Highest Gust Speed	154	141	137	147	113	134	93	92	96	169	135	129	169		
	Dir.	SE	E	WNW	WNW	NW	ESE	WNW	N	E	SE	WNW	WNW	SE			
	Date	22	10	9	14	7	7	3	24	15	29	10	11	10/29			
(0.1%)	Wind Directions Only	Hourly Occurrence Maximum Speed	21	20	15	18	19	6	15	8		24	22	24	24		
		NNE	15	30	21	31	13	13	15	8	6		16	27	31		
		NE	34	23	28	23	20	16	10	12	15	17	36	19	36		
		ENE	40	38	40	41	37	26	28	31	32	36	40	41	41		
		E	41	50	42	50	33	33	30	36	35	43	39	41	50		
		ESE	27	29	23	27	23	39	23	25	23	31	40	34	40		
		SE	19	31	22	16	32	15	23	12	25	29	22	28	32		
		SSE	45	27	22	19	10	18	11	13	21	22	19	18	45		
		S	22	16	14	12	17	23	14	11	12	14	14	26	26		
		SSW	22	22	14	19	10	10	12	9	9	7	22	23	23		
		SW	26	20	23	17	23	16	22	17	14	13	21	33	33		
		WSW	25	34	22	28	28	27	26	27	18	15	29	36	36		
		W	37	40	37	70	37	36	23	26	13	19	45	25	70		
		WNW	32	31	35	32	25	35	33	24	17	10	38	34	38		
		NW	17	21	27	18	12	22	16	5	6	22	21	25	27		
		NNW	19	27	15	20	16	4	8	12	10	16	25	19	27		
		N	172	146	176	185	293	312	481	458	338	382	201	181	278		
		(0.1%)	Hourly Occurrence Percentage	CALM	8	9	8	4	4	1	4	1		1	10	9	5
				NNE	3	18	11	11	9	1	7	3	1		7	15	7
				NE	17	19	22	13	17	19	5	4	7	1	17	17	13
				ENE	106	104	90	78	90	85	75	82	79	79	122	70	88
				E	161	177	138	117	118	114	79	106	135	155	82	101	123
				ESE	31	27	17	26	23	48	17	48	50	42	61	85	40
				SE	11	7	5	4	13	14	15	22	28	40	32	63	21
				SSE	15	6	5	3	5	14	7	15	15	27	22	27	14
				S	15	18	8	4	8	9	8	12	13	1	17	19	11
				SSW	9	15	3	8	7	7	23	19	8	4	14	15	11
SW	39			28	16	35	16	49	81	43	38	28	36	43	38		
WSW	126			159	194	179	173	137	98	114	229	183	176	147	160		
W	250			210	255	275	175	130	51	51	39	48	129	117	144		
WNW	27			27	26	39	27	48	36	13	14	1	43	66	30		
NW	4			18	16	13	13	10	9	1	4	3	18	16	10		
NNW	5	12	9	7	7		3	7	3	4	13	9	7				

Element		1	2	3	4	5	6	7	8	9	10	11	12			
Number of Days With Classified	Daily Max. Temp.	0.0	8	3										9	20	
		0.1 ~ 10.0	23	18	11								12	21	85	
		10.1 ~ 20.0		7	20	19	3	1			4	25	18	1	98	
		20.1 ~ 30.0				11	26	24	19	20	26	6				132
		30.1					2	5	12	11						30
	Daily Mean Temp.	-5.0	8	3											6	17
		-4.9 ~ 0.0	13	12	3								3	18	49	
		0.1 ~ 10.0	10	13	28	6						8	25	7	97	
		10.1 ~ 20.0				24	29	15		4	30	23	2			127
		20.1					2	15	31	27						75
	Daily Min. Temp.	-15.0	1													1
		-14.9 ~ -5.0	19	16	3								2	23	63	
		-4.9 ~ 0.0	10	12	24	2						2	21	8	79	
		0.1 ~ 10.0	1		4	26	22	4			7	19	7			90
		10.1				2	9	26	31	31	23	10				132
	Daily Precip.	0.1mm	8	6	10	12	7	10	17	15	5	7	5	7	109	
		10.0mm		2	1	5	2	1	8	5	2	3		1	30	
		30.0mm		1					1	3	3	1	1	1	11	
		80.0mm														
		100.0mm														
	Hourly Max. Precip.	1.0mm	7	6	8	10	3	7	13	11	3	7	3	4	82	
		6.0mm		1					2	7	4	2	3	1	20	
		10.0mm							1	6	3	1			11	
		20.0mm							1	2					3	
30.0mm									1					1		
Daily Max. Wind Speed	0.5 ~ 3.3%			2				2	2		1			7		
	3.4 ~ 7.9%	16	10	21	9	20	22	25	28	27	27	16	14	235		
	8.0 ~ 13.8%	11	17	8	19	11	6	4	1	3	2	14	17	113		
	13.9%	4	1		2						1			8		
10 - Day Summary	Mean Temp. (0.1 )	1st	14	-19	14	107	152	180	235	247	180	154	78	-8		
		2nd	-43	7	49	123	156	194	234	223	174	115	31	-47		
		3rd	-40	12	50	138	180	211	247	211	156	91	32	-15		
	Mean Max. Temp. (0.1 )	1st	73	35	78	178	226	256	287	310	239	210	163	34		
		2nd	12	71	132	188	232	275	295	268	228	163	90	3		
		3rd	26	76	108	209	267	282	296	276	231	167	85	35		
	Mean Min. Temp. (0.1 )	1st	-30	-61	-36	40	86	116	203	201	136	115	8	-52		
		2nd	-90	-58	-21	68	82	129	194	192	123	77	-21	-97		
		3rd	-99	-38	-1	62	104	159	208	160	103	35	-23	-58		
	Mean Wind Speed (0.1%)	1st	11	13	15	13	11	11	8	7	7	7	11	11		
		2nd	14	16	12	15	11	9	5	6	11	8	13	12		
		3rd	14	12	9	14	8	7	7	8	8	12	12	12		
Total Precip. (0.1mm)	1st	45	120	90	480	305	105	1215	60	255	690	50	45			
	2nd	75	365	85	320	45	70	1175	750	715	330		10			
	3rd	95	365	265	135	5	540	185	980	95		45	325			

Element		1	2	3	4	5	6	7	8	9	10	11	12				
(0.1 )	Air Temp.	Mean	-21	-6	34	117	158	195	254	242	186	131	45	-20	110		
		Mean Max.	42	57	112	195	240	265	300	294	255	198	123	38	177		
		Mean Min.	-83	-66	-39	36	74	126	220	196	125	74	-24	-77	47		
		Highest	132	123	183	284	304	317	336	351	286	271	199	131	351		
		Date	8	16	19	16	29	23	21	5	26	9	7	3	08/05		
		Lowest	-185	-127	-79	-49	34	68	194	122	36	-34	-67	-148	-185		
		Date	26	13	3	3	27	4	27	27	30	31	27	14	01/26		
(0.1mm)	Precip.	00~24h Total	205	500	300	730	1100	590	3295	2590	1210	730	40	335	11625		
		Highest. 1	Daily	55	240	70	310	520	200	810	960	710	445	30	245	960	
			Date	20	22	25	5	31	6	15	21	11	1	23	24	08/21	
			Hourly	20	40	25	50	255	175	425	225	190	65	15	80	425	
(0.1%)	Wind	Date	20	22	2	6	31	27	15	25	11	1	23	24	07/15		
		Mean Speed	15	18	15	18	15	14	15	14	12	13	15	16	15		
		Highest Gust Speed	75	76	72	76	73	71	80	63	56	84	71	76	84		
		Dir.	N	SSE	WSW	S	SSW	SSE	WSW	SSW	SSE	NNW	NNW	NNW	NNW		
(0.1%)	Wind Directions Only	Date	20	20	9	14	13	6	8	24	15	29	18	10	10/29		
		Hourly Occurrence Maximum Speed	28	32	30	36	24	25	18	29	28	32	26	28	36		
		NNE	22	19	20	29	24	23	12	26	26	19	22	27	29		
		NE	22	11	20	22	16	20	14	14	31	21	11		31		
		ENE	12		9	21	22	10		18	23	12	8	7	23		
		E	19	8	14	17	29	24	12	21	27	17	16	11	29		
		ESE	30	37	35	39	34	44	29	37	32	21	38	25	44		
		SE	35	42	29	43	36	39	38	41	34	27	29	34	43		
		SSE	26	39	22	43	41	33	39	36	30	32	30	35	43		
		S	20	41	22	47	32	26	34	31	23	18	25	20	47		
		SSW	23	17	23	32	33	22	23	23	23	22	30	22	33		
		SW	28	37	30	36	33	26	28	26	19	19	17	25	37		
		WSW	16	23	36	25	27	16	24	19	21	17	34	20	36		
		W	27	26	34	34	30	22	26	20	25	26	33	30	34		
		WNW	43	46	43	38	39	32	22	27	30	41	40	43	46		
		NW	49	44	44	36	35	35	23	33	34	46	43	44	49		
		NNW	42	34	34	35	28	28	24	30	26	34	34	35	42		
		N	165	115	141	94	105	153	112	175	189	180	169	148	145		
		(0.1%)	Hourly Occurrence Percentage	CALM	32	45	43	51	26	38	16	47	60	86	18	19	40
				NNE	15	6	24	25	17	10	9	27	47	31	10	8	19
NE	16			3	8	13	5	8	4	14	18	16	1		9		
ENE	3				3	7	7	7		8	10	5	3	1	4		
E	1			3	5	3	7	6	13	15	13	13	3	4	7		
ESE	11			24	27	28	36	39	51	42	32	30	49	24	33		
SE	82			82	85	113	128	146	195	177	110	73	126	91	117		
SSE	60			76	77	143	172	125	228	114	88	58	78	63	107		
S	42			46	23	86	95	61	103	66	51	46	28	58	59		
SSW	35			24	58	65	87	83	99	57	67	54	43	51	61		
SW	39			24	67	71	50	67	79	38	36	36	27	34	48		
WSW	26			22	39	36	36	21	19	19	24	12	27	20	25		
W	43			43	48	33	28	19	23	24	24	23	42	39	32		
WNW	122			167	120	75	79	65	12	22	54	67	126	144	87		
NW	190	201	160	100	75	94	17	76	106	157	175	202	129				
NNW	118	121	73	57	46	58	17	80	74	112	73	94	77				
N																	

Element		1	2	3	4	5	6	7	8	9	10	11	12			
Number of Days With Classified	Daily Max. Temp.	0.0	7	3										4	14	
		0.1 ~ 10.0	20	18	11								10	25	84	
		10.1 ~ 20.0	4	7	20	17	4	1				16	17	2	88	
		20.1 ~ 30.0				13	26	25	14	18	30	15				141
		30.1					1	4	17	13						35
	Daily Mean Temp.	- 5.0	8	1											5	14
		- 4.9 ~ 0.0	14	16	4								2	18	54	
		0.1 ~ 10.0	9	11	27	6						5	23	8	89	
		10.1 ~ 20.0				24	31	15		3	25	26	2		126	
		20.1						15	31	27	5				78	
	Daily Min. Temp.	- 15.0	3													3
		- 14.9 ~ - 5.0	19	22	13								5	23	82	
		- 4.9 ~ 0.0	7	5	15	5						2	16	8	58	
		0.1 ~ 10.0	2	1	3	25	25	8			5	20	6		95	
		10.1					6	22	31	31	25	9			124	
	Daily Precip.	0.1mm	8	8	11	7	7	6	17	15	5	6	2	8	100	
		10.0mm		2		3	3	2	9	7	3	1		1	31	
		30.0mm				1	1		3	2	1	1			9	
		80.0mm							1	1					2	
		100.0mm														
	Hourly Max. Precip.	1.0mm	6	6	6	7	6	6	15	14	6	6	3	4	85	
6.0mm						2	2	10	6	2	1		1	24		
10.0mm						2	1	7	5	2				17		
20.0mm						1		4	2					7		
30.0mm								2						2		
Daily Max. Wind Speed	0.5 ~ 3.3%	5	2	1		1		4	3	4	5	2	7	34		
	3.4 ~ 7.9%	26	26	30	30	30	30	26	28	26	25	25	24	326		
	8.0 ~ 13.8%							1			1			2		
	13.9%															
10 - Day Summary	Mean Temp. (0.1 )	1st	24	- 17	14	107	151	174	248	263	196	170	81	- 10		
		2nd	- 44	- 3	37	118	152	191	251	235	190	130		- 45		
		3rd	- 42	5	51	126	170	219	262	227	173	98	24	- 7		
	Mean Max. Temp. (0.1 )	1st	92	31	84	186	224	238	285	325	261	223	171	50		
		2nd	18	71	136	190	236	274	303	280	254	186		15		
		3rd	20	72	114	208	259	281	312	279	251	185	97	48		
	Mean Min. Temp. (0.1 )	1st	- 36	- 60	- 53	31	74	105	223	215	142	121	3	- 69		
		2nd	- 98	- 82	- 50	44	65	107	214	199	126	79		- 107		
		3rd	- 112	- 53	- 15	34	84	167	224	175	107	27	- 40	- 57		
	Mean Wind Speed (0.1%)	1st	12	18	17	16	16	18	21	12	10	11	13	14		
		2nd	16	18	14	20	14	13	14	14	15	13		17		
		3rd	16	18	13	18	14	12	12	17	13	13	16	16		
Total Precip. (0.1mm)	1st	10	65	130	385	520	290	1305	90	230	610	10	55			
	2nd	90	195	60	300	30		1530	680	710	120		30			
	3rd	105	240	110	45	550	300	460	1820	270		30	250			

Element		1	2	3	4	5	6	7	8	9	10	11	12					
(0.1 )	Air Temp.	Mean	- 7	7	49	124	180	220	277	259	205	144	59	2	127			
		Mean Max.	52	68	126	206	264	288	326	313	275	217	133	54	194			
		Mean Min.	- 60	- 49	- 20	47	101	160	240	216	146	86	- 5	- 46	68			
		Highest	136	147	187	285	320	338	369	364	311	290	233	143	369			
		Date	8	16	19	16	29	24	21	5	26	9	7	3	07/21			
		Lowest	- 118	- 98	- 56	- 18	58	98	214	140	71	- 11	- 46	- 112	- 118			
		Date	15	2	7	2	15	4	15	31	30	31	30	14	01/15			
(0.1mm)	Precip.	00~24h Total	60	310	115	505	510	350	2740	2020	1115	450	120	350	8645			
		Highest. 1	Daily	55	195	40	160	160	140	830	680	485	215	50	230	830		
			Date	29	22	28	17	31	27	15	21	27	1	23	24	07/15		
			Hourly	20	65	25	100	105	115	345	355	185	65	30	95	355		
	Date	29	20	28	25	31	27	15	29	11	1	23	24	08/29				
(0.1%)	Wind	Mean Speed	16	19	16	17	15	16	14	13	10	11	13	13	14			
		Highest Gust Speed	132	112	111	121	100	91	120	96	75	120	123	105	132			
		* Dir.	NW	NNW	NW	SSW	WNW	SSW	WNW	W	NNE	WNW	WNW	WNW	NW			
	Date	20	9	6	14	13	6	17	21	17	29	10	10	01/20				
(0.1%)	Wind Directions Only	Hourly Occurrence Maximum Speed	NNE	47	38	27	26	21	25	31	37	48	52	46	38	52		
			NE	28	12	18	17		30	6	24	24	40	17	30	40		
			ENE	15	13	20	18	20		35	22	25	41			15	41	
			E	16	15	21	26	25	11	39	19	25	22	10	15	15	39	
			ESE	23	28	25	23	32	32	31	36	30	21	12	19	19	36	
			SE	33	31	38	38	36	47	33	45	33	25	32	26	26	47	
			SSE	20	48	17	57	41	55	34	59	27	40	37	30	30	59	
			S	19	44	19	55	18	53	41	38	20	21	31	33	33	55	
			SSW	20	42	21	81	33	28	40	25	19	16	41	13	13	81	
			SW	35	57	16	64	44	47	53	35	30	10	49	29	29	64	
			WSW	60	62	33	55	55	43	44	56	36	11	61	38	38	62	
			W	37	36	66	49	63	31	36	46	32	15	51	38	38	66	
			WNW	75	68	74	67	66	58	37	45	50	73	61	54	54	75	
			NW	90	73	78	69	59	57	35	54	36	69	68	56	56	90	
			NNW	28	25	29	25	24	24	10	20	20	23	27	28	28	29	
			N	35	25	32	29	9	28	16	23	31	23	26	31	31	35	
			(0.1%)	Hourly Occurrence Percentage	CALM	242	214	269	188	206	169	199	234	354	328	286	210	242
					NNE	63	46	31	40	24	31	15	66	76	105	95	100	58
					NE	11	7	9	13		7	1	8	14	28	11	19	11
					ENE	5	1	9	6	13		5	8	17	16		1	7
					E	9	9	12	11	22	14	17	15	8	13	4	12	12
					ESE	16	22	19	17	23	29	31	35	13	17	17	17	21
					SE	67	57	54	36	54	82	97	113	53	73	86	82	71
					SSE	66	65	60	83	113	64	113	116	83	67	74	96	84
					S	39	39	31	60	48	85	102	48	49	35	52	66	54
					SSW	40	16	26	44	35	33	39	40	22	15	21	30	30
					SW	23	37	24	46	43	31	56	34	18	12	11	24	30
WSW	17	40			27	60	50	33	70	34	24	11	15	38	35			
W	23	27			38	46	39	28	47	19	11	13	15	15	27			
WNW	195	223			207	213	185	278	132	132	142	99	144	170	176			
NW	108	153	141	88	116	85	58	58	69	78	102	55	92					
NNW	31	24	23	24	17	17	8	16	21	24	25	27	21					
N	44	18	20	28	12	15	9	26	26	65	42	39	29					



Element		1	2	3	4	5	6	7	8	9	10	11	12		
Number of Days With Classified	Daily Max. Temp.	0.0	3	2										2	7
		0.1 ~ 10.0	23	19	6								9	25	82
		10.1 ~ 20.0	5	7	25	13	2					10	19	4	85
		20.1 ~ 30.0				17	26	18	2	9	26	21	2		121
		30.1					3	12	29	22	4				70
	Daily Mean Temp.	-5.0	3											3	6
		-4.9 ~ 0.0	14	12	1									12	39
		0.1 ~ 10.0	14	16	30	5						3	25	16	109
		10.1 ~ 20.0				25	25	8		1	10	25	5		99
		20.1					6	22	31	30	20	3			112
	Daily Min. Temp.	-15.0													
		-14.9 ~ -5.0	19	14	1									11	45
		-4.9 ~ 0.0	10	12	25	2						2	20	18	89
		0.1 ~ 10.0	2	2	5	28	17	1			3	17	10	2	87
		10.1					14	29	31	31	27	12			144
	Daily Precip.	0.1mm	2	4	7	8	6	4	17	14	4	7	4	6	83
		10.0mm		2		3	3	2	9	5	3	1		1	29
		30.0mm							3	2	2				7
		80.0mm							1						1
		100.0mm													
Hourly Max. Precip.	1.0mm	2	2	3	6	5	4	14	13	4	7	4	6	70	
	6.0mm		1		2	2	3	10	5	2	1		1	27	
	10.0mm				1	1	2	6	4	2				16	
	20.0mm							3	2					5	
	30.0mm							1	1					2	
Daily Max. Wind Speed	0.5 ~ 3.3%	1							1	1	2	2	4	11	
	3.4 ~ 7.9%	21	15	22	20	26	26	24	26	29	27	23	21	280	
	8.0 ~ 13.8%	9	13	9	10	5	4	7	4		2	5	6	74	
	13.9%														
10 - Day Summary	Mean Temp. (0.1 )	1st	33	-8	29	115	165	196	275	283	218	185	94	21	
		2nd	-28	14	51	126	175	221	269	256	204	140	43	-26	
		3rd	-24	17	66	130	197	243	285	241	194	110	39	9	
	Mean Max. Temp. (0.1 )	1st	96	40	97	191	249	261	318	341	279	244	182	72	
		2nd	32	86	144	202	259	296	325	301	274	207	111	25	
		3rd	30	80	135	224	282	308	335	300	272	203	104	63	
	Mean Min. Temp. (0.1 )	1st	-23	-53	-36	49	91	133	242	238	171	134	18	-30	
		2nd	-79	-53	-26	57	93	149	232	219	138	90	-16	-75	
		3rd	-78	-37	0	37	117	198	247	193	130	38	-18	-34	
	Mean Wind Speed (0.1%)	1st	14	19	19	16	14	20	20	11	8	10	13	15	
		2nd	16	22	14	19	16	14	13	15	13	11	12	13	
		3rd	17	15	15	18	15	13	10	14	10	12	14	12	
Total Precip. (0.1mm)	1st		5		105	305	70	625	100	160	310	25	90		
	2nd		110	5	295	5		1380	585	470	120		20		
	3rd	60	195	110	105	200	280	735	1335	485	20	95	240		

		Element	1	2	3	4	5	6	7	8	9	10	11	12			
(0.1 )	Air Temp.	Mean	- 7	7	49	131	173	213	266	256	196	142	54	- 13	122		
		Mean Max.	58	75	130	215	263	294	319	317	274	215	138	49	196		
		Mean Min.	- 61	- 52	- 19	52	94	144	232	213	144	95	- 8	- 65	64		
		Highest	150	151	208	309	325	343	358	379	309	291	213	144	379		
		Date	8	16	19	16	29	23	21	5	25	9	7	3	08/05		
		Lowest	- 129	- 91	- 68	- 27	44	90	211	134	61	- 24	- 45	- 139	- 139		
		Date	26	13	3	3	7	4	15	27	30	31	19	14	12/14		
(0.1mm)	Precip.	00~24h Total	170	490	355	730	640	210	2995	2150	1390	640	155	410	10335		
		Highest. 1	Daily	50	270	85	290	260	145	505	715	760	355	60	285	760	
		Date	20	22	25	5	5	6	15	21	11	1	23	24	09/11		
		Hourly	25	40	30	60	80	60	285	230	225	60	30	100	285		
(0.1%)	Wind	Mean Speed	23	25	19	22	16	16	14	16	13	14	20	22	18		
		Highest Gust Speed	142	133	114	116	92	118	130	252	92	105	132	139	252		
		Dir.	W	W	W	ESE	W	ESE	WNW	ESE	SE	W	WSW	W	ESE		
		Date	20	10	6	5	12	6	17	21	15	29	18	24	08/21		
(0.1%)	Wind Directions Only	Hourly Occurrence Maximum Speed		30	26	27	13	31	20	42	9	14	8		42		
		NNE	10	5	21	50	33	47	30	19	8	22	24	9	50		
		NE	15	44	21	59	45	66	39	53	16	61	51	36	66		
		ENE	37	56	33	53	46	69	44	51	35	51	50	42	69		
		E	40	50	37	51	47	30	33	43	47	48	36	30	51		
		ESE	27	18	29	40	23	19	28	37	35	31	16	19	40		
		SE	9	34	23	33	22	21	43	20	16	32	27	21	43		
		SSE	17	26	23	35	19	20	27	25	14	27	30	18	35		
		S	31	21	22	52	20	28	33	27	18	19	27	21	52		
		SSW	38	42	33	57	23	29	39	22	18	39	36	32	57		
		SW	38	37	35	43	41	40	39	31	31	64	56	50	64		
		WSW	97	81	69	66	57	51	41	49	44	68	80	100	100		
		W	74	72	64	52	39	37	43	48	45	34	45	61	74		
		WNW	39	59	43	47	28	33	52	36	27	23	24	21	59		
		NW	23	40	23	32	19	17	30	35	21	13	24	7	40		
		NNW	11	31	11	27	31	19	27	17	15	8	4	4	31		
		(0.1%)	Hourly Occurrence Percentage	CALM	93	72	103	76	169	131	173	132	153	175	142	97	127
				NNE		3	7	6	1	6	9	10	3	4	6		4
				NE	4	1	5	6	4	7	19	9	1	8	8	8	7
				ENE	13	13	16	43	23	33	69	43	17	26	61	82	37
E	135			106	112	169	171	131	223	200	154	103	165	175	154		
ESE	84			46	73	103	101	89	121	126	150	82	26	38	87		
SE	11			4	19	19	23	15	30	29	46	31	7	7	20		
SSE	3			10	13	11	16	19	20	14	10	8	13	7	12		
S	7			3	8	7	5	8	15	13	13	15	8	8	9		
SSW	9			7	9	11	9	13	19	10	10	11	10	9	11		
SW	19			22	27	24	13	28	23	23	21	31	29	24	24		
WSW	49			75	67	46	85	63	22	46	53	79	138	102	69		
W	327			361	255	219	145	192	71	107	103	171	256	348	213		
WNW	197			204	206	176	142	163	63	119	153	166	101	70	146		
NW	44	46	66	58	63	82	74	92	93	63	26	23	61				
NNW	4	16	12	18	17	15	36	23	21	16	4	3	16				
N	1	9	1	7	11	7	13	6	1	10			6				

Element		1	2	3	4	5	6	7	8	9	10	11	12		
Number of Days With Classified	Daily Max. Temp.	0.0	2	2										2	6
		0.1 ~ 10.0	22	16	6								6	25	75
		10.1 ~ 20.0	7	10	24	12	2					13	20	4	92
		20.1 ~ 30.0			1	17	26	16	5	7	22	17	4		115
		30.1				1	3	14	26	19	4				67
	Daily Mean Temp.	- 5.0	4	1										4	9
		- 4.9 ~ 0.0	14	10	1									17	42
		0.1 ~ 10.0	13	17	30	3						3	26	10	102
		10.1 ~ 20.0				27	30	10			15	26	4		112
		20.1					1	20	31	26	11	1			90
	Daily Min. Temp.	- 15.0													
		- 14.9 ~ - 5.0	18	17	3									22	60
		- 4.9 ~ 0.0	11	9	20	4						2	20	9	75
		0.1 ~ 10.0	2	2	8	24	19	2			2	16	10		85
		10.1				2	12	28	31	26	24	12			135
	Daily Precip.	0.1mm	8	8	11	10	6	5	19	14	4	7	6	9	107
		10.0mm		1		4	2	1	12	8	3	2		1	34
		30.0mm							3	1	2	1			7
		80.0mm													
		100.0mm													
	Hourly Max. Precip.	1.0mm	4	4	10	9	5	4	15	12	4	6	4	5	82
6.0mm					1	1	1	12	8	2	1		1	27	
10.0mm								8	5	2			1	16	
20.0mm								4	1	2				7	
30.0mm															
Daily Max. Wind Speed	0.5 ~ 3.3%							2		1	4			7	
	3.4 ~ 7.9%	15	13	21	15	26	27	18	25	27	22	17	17	243	
	8.0 ~ 13.8%	15	15	10	15	5	3	11	2	2	4	13	13	108	
	13.9%	1							1				1	3	
10 - Day Summary	Mean Temp. (0.1 )	1st	36	- 6	27	120	164	189	261	277		179	95	- 3	
		2nd	- 30	11	55	131	168	213	262	246	198	138	38	- 37	
		3rd	- 26	16	63	142	186	238	273	247	186	108	31	- 2	
	Mean Max. Temp. (0.1 )	1st	103	50	101	204	248	264	305	348		242	187	61	
		2nd	35	90	157	209	258	303	322	293	274	204	119	26	
		3rd	36	89	132	234	281	315	330	313	274	200	109	59	
	Mean Min. Temp. (0.1 )	1st	- 18	- 49	- 37	51	89	121	233	230		140	24	- 57	
		2nd	- 79	- 61	- 26	59	88	129	224	214	140	96	- 23	- 91	
		3rd	- 84	- 45	5	46	105	181	237	197	132	48	- 25	- 50	
	Mean Wind Speed (0.1%)	1st	20	28	24	22	17	20	20	14	12	14	18	22	
		2nd	25	25	17	23	16	15	13	18	15	12	21	23	
		3rd	24	23	17	20	14	14	10	17	13	16	21	22	
Total Precip. (0.1mm)	1st	40	50	135	420	480	185	1490	140	160	510	35	85		
	2nd	55	170	65	295	50		1080	670	760	125		20		
	3rd	75	270	155	15	110	25	425	1340	470	5	120	305		

Element		1	2	3	4	5	6	7	8	9	10	11	12				
(0.1 )	Air Temp.	Mean	- 4	13	64	142	194	224	272	258	202	144	52	- 11	129		
	Mean Max.	60	82	146	223	278	297	321	315	271	214	125	44	198			
	Mean Min.	- 63	- 52	- 8	72	120	163	237	216	145	87	- 14	- 66	70			
	Highest	150	165	212	305	328	354	358	372	305	282	214	124	372			
	Date	8	16	30	16	29	23	21	5	26	9	7	3	08/05			
	Lowest	- 128	- 89	- 50	- 8	87	108	219	143	70	- 20	- 79	- 133	- 133			
	Date	24	2	3	2	6	4	15	31	30	31	19	14	12/14			
(0.1mm)	Precip.	00~24h Total	145	440	125	765	355	890	2575	2310	780	415	155	285	9240		
		Highest. 1	Daily	60	215	40	235	155	395	540	810	405	245	75	220	810	
	Date	29	22	2	5	9	26	15	21	11	1	24	24	08/21			
	Hourly	Date	30	50	20	70	75	285	275	245	125	80	20	70	285		
(0.1%)	Wind	Mean Speed	10	13	13	15	11	12	9	9	9	8	10	11	11		
		Highest Gust Speed	86	93	103	115	115	83	88	89	84	93	106	85	115		
		Dir.	W	WNW	WNW	W	NW	WNW	WNW	WNW	ESE	WNW	WSW	NW	NW		
(0.1%)	Wind Directions Only	Date	20	17	9	18	13	9	14	24	15	29	10	24	05/13		
		Hourly Occurrence Maximum Speed	40	37	32	32	26	34	19	32	30	38	39	33	40		
		NNE	22	25	27	43	20	23	24	26	39	40	25	33	43		
		NE	19	17	21	26	24	24	17	22	23	37	23	26	37		
		ENE	28	15	19	37	16	20	19	21	47	27	14	28	47		
		E	23	9	20	36	18	14	14	23	42	14	13	12	42		
		ESE	15	14	16	17	13	16	18	13	9	13	21	18	21		
		SE	20	27	27	24	14	20	15	18	11		25	21	27		
		SSE	39	35	23	38	15	17	17	24	10	6	35	28	39		
		S	43	36	27	35	15	15	17	22	11	6	30	27	43		
		SSW	18	24	18	40	34	20	25	31	17	9	27	19	40		
		SW	23	39	47	33	27	30	33	39	25	9	50	24	50		
		WSW	48	40	55	47	43	43	34	38	23	32	37	37	55		
		W	47	53	63	60	49	49	41	34	42	47	45	40	63		
		WNW	49	53	48	53	40	39	18	20	16	49	38	43	53		
		NW	38	48	57	37	20	27	17	28	21	30	37	42	57		
		NNW	44	47	33	37	23	26	17	27	30	24	42	43	47		
		(0.1%)	Hourly Occurrence Percentage	CALM	407	354	337	219	394	297	314	361	418	467	426	340	362
				NNE	67	45	49	54	36	53	23	88	107	78	60	65	60
				NE	61	34	31	39	31	37	22	45	75	101	43	68	49
				ENE	24	12	16	17	13	20	11	22	32	47	14	16	20
E	20			15	15	31	12	27	5	19	36	24	9	12	19		
ESE	18			25	30	24	24	37	8	23	38	13	26	37	25		
SE	12			19	43	33	13	34	34	20	11	12	21	31	24		
SSE	9			13	30	33	19	10	43	46	7		17	23	21		
S	11			19	30	53	15	19	66	36	4	1	26	34	26		
SSW	22			28	22	65	22	20	69	28	10	1	27	28	29		
SW	16			19	15	47	35	34	75	27	15	9	23	24	28		
WSW	28			33	53	53	60	40	64	22	13	5	21	16	34		
W	43			55	80	114	122	101	115	58	29	20	44	22	67		
WNW	70			94	123	97	141	161	102	68	78	47	48	43	89		
NW	43			98	39	33	34	53	16	34	33	35	53	73	45		
NNW	71	91	41	44	20	23	15	39	31	67	58	76	48				
N	77	45	47	43	8	34	18	65	64	70	84	91	54				

Element		1	2	3	4	5	6	7	8	9	10	11	12		
Number of Days With Classified	Daily Max. Temp.	0.0	1											4	5
		0.1 ~ 10.0	24	19	4								10	25	82
		10.1 ~ 20.0	6	9	25	7						11	17	2	77
		20.1 ~ 30.0			2	22	23	13	8	9	29	20	1		127
		30.1				1	8	15	22	22	1				69
	Daily Mean Temp.	-5.0	4											5	9
		-4.9 ~ 0.0	14	8									2	12	36
		0.1 ~ 10.0	13	20	29	2						2	21	14	101
		10.1 ~ 20.0			2	27	17	4		1	13	27	5		96
		20.1				1	14	24	30	30	17	2			118
	Daily Min. Temp.	-15.0	19	15	1								5	18	58
		-14.9 ~ -5.0	9	12	20	1						2	15	12	71
		-4.9 ~ 0.0	3	1	10	24	5				3	17	8	1	72
		0.1 ~ 10.0				5	26	28	30	31	27	12			159
		10.1													
	Daily Precip.	0.1mm	6	6	7	7	6	7	19	14	4	5	6	7	94
		10.0mm		2		4	2	2	7	7	2	1		1	28
		30.0mm						1	4	2	2				9
		80.0mm								1					1
		100.0mm													
	Hourly Max. Precip.	1.0mm	5	5	4	6	4	6	14	11	3	5	5	3	71
6.0mm					1	1	2	7	7	2	1		1	22	
10.0mm							2	6	4	1				13	
20.0mm							2	3	2					7	
30.0mm															
Daily Max. Wind Speed	0.5 ~ 3.3%	4	1					1		5	2	2	7	22	
	3.4 ~ 7.9%	24	21	26	25	27	27	25	30	24	27	25	20	301	
	8.0 ~ 13.8%	3	6	5	5	4	1	4	1	1	2	1	4	37	
	13.9%														
10 - Day Summary	Mean Temp.	1st	39	-3	37	129	186	206	266	283	211	181	93	11	
		2nd	-27	20	69	143	188	221	266	252	205	142	30	-40	
		3rd	-22	25	85	155	209	242	282	240	191	111	29	-4	
	Mean Max. Temp.	1st	106	57	112	209	267	270	311	342	275	241	176	61	
		2nd	38	96	168	214	271	303	319	306	271	206	102	19	
		3rd	39	96	156	244	295	314	331	299	266	196	91	52	
	Mean Min. Temp.	1st	-18	-53	-28	59	113	146	235	238	161	134	21	-42	
		2nd	-83	-60	-18	85	113	146	229	218	145	88	-35	-103	
		3rd	-87	-39	18	71	133	194	246	194	130	42	-33	-53	
	Mean Wind Speed	1st	9	12	16	15	10	13	11	9	7	7	8	13	
		2nd	11	15	11	16	12	12	9	8	12	9	11	11	
		3rd	11	11	13	14	10	11	8	11	8	9	10	9	
	Total Precip.	1st		5	90	345	200	110	1595	170	50	310	25	50	
		2nd	40	220		415	5		690	935	405	105		10	
		3rd	105	215	35	5	150	780	290	1205	325		130	225	

		Element	1	2	3	4	5	6	7	8	9	10	11	12		
(0.1 )	Air Temp.	Mean	-23	-6	35	115	159	201	257	242	184	128	42	-22	109	
		Mean Max.	46	63	115	200	246	274	305	299	259	204	121	41	181	
		Mean Min.	-87	-70	-37	34	79	134	223	199	128	73	-24	-80	48	
		Highest	132	142	188	285	298	322	343	354	296	275	210	128	354	
		Date	8	16	19	30	29	23	21	6	25	9	7	3	08/06	
		Lowest	-160	-107	-78	-40	32	69	194	120	40	-38	-71	-172	-172	
		Date	15	2	3	3	7	4	27	27	30	31	21	14	12/14	
(0.1mm)	Precip.	00~24h Total	160	510	325	485	730	690	2770	3015	1215	545	160	370	10975	
		Highest. 1	Daily	55	210	75	145	315	550	640	990	650	255	70	220	990
			Date	29	22	2	17	31	26	15	21	11	1	23	24	08/21
			Hourly	20	70	30	45	270	220	285	440	185	60	35	95	440
(0.1%)	Wind	Mean Speed	17	21	18	19	16	17	12	12	10	11	15	17	15	
		Highest Gust Speed	134	133	135	114	105	103	162	89	84	113	117	128	162	
		Dir.	WNW	WNW	NW	NW	WNW	SE	WNW	SE	ENE	WNW	WNW	NW	WNW	
(0.1%)	Wind Directions Only	Date	20	9	9	1	26	6	14	20	15	29	15	10	07/14	
		Hourly Occurrence Maximum Speed	20	14	17	11	13	8	10	17	22	29	7		29	
		NNE	28			23	8	15	17	24	18	31		6	31	
		NE	12	23	13	41	16	17	16	11	32	32	12	10	41	
		ENE	24	22	19	42	41	31	25	26	45	31	17	16	45	
		E	32	46	33	49	46	64	37	41	49	44	47	29	64	
		ESE	31	46	33	59	62	66	43	57	39	50	48	35	66	
		SE	18	27	26	33	30	23	23	29	22	22	12	19	33	
		SSE	7		7	27	9	12	10	11	13	13	6	18	27	
		S	11	5	15	27	19	11	19	10	8	16	30	22	30	
		SSW	6	29	10	27	27	18	16	24	7	10		7	29	
		SW	21	25	27	29	32	20	17	14	20	15	15	11	32	
		WSW	50	54	59	62	60	53	34	40	34	36	50	47	62	
		W	78	84	65	67	70	52	86	44	54	63	67	68	86	
		WNW	57	66	61	58	53	52	37	36	36	58	64	64	66	
NW	46	46	50	43	54	37	27	35	33	40	49	50	54			
NNW	26	29	27	41	22	28	10	19	15	26	11	18	41			
(0.1%)	Hourly Occurrence Percentage	CALM	295	268	280	249	293	253	306	320	419	415	347	285	311	
		NNE	3	1	4	3	3	3	3	7	6	5	1		3	
		NE	4			3	7	7	8	7	6	5		1	4	
		ENE	3	6	7	8	15	11	15	9	10	7	4	4	8	
		E	15	16	28	42	43	42	34	39	36	24	14	23	30	
		ESE	50	73	65	53	71	79	89	105	65	58	49	54	67	
		SE	38	49	44	85	63	86	190	133	75	47	46	55	76	
		SSE	4	4	12	15	15	24	39	30	17	15	4	3	15	
		S	4		1	4	4	4	3	8	6	5	3	1	4	
		SSW	1	1	7	3	4	1	8	3	3	1	1	7	3	
		SW	3	1	3	10	11	1	8	5	6	1		3	4	
		WSW	3	13	5	18	8	10	19	16	14	7	1	1	10	
		W	42	77	79	70	97	89	54	75	64	58	36	23	63	
		WNW	256	257	246	200	239	232	133	118	147	179	219	227	204	
		NW	226	180	157	185	99	117	71	93	104	130	218	246	152	
NNW	50	43	51	43	23	31	19	27	19	35	53	65	38			
N	4	7	11	10	5	11	3	5	4	7	3	3	6			

Element		1	2	3	4	5	6	7	8	9	10	11	12		
Number of Days With Classified	Daily Max. Temp.	0.0	4	3										4	11
		0.1 ~ 10.0	23	19	10								11	25	88
		10.1 ~ 20.0	4	6	21	15	4	1				14	18	2	85
		20.1 ~ 30.0				15	27	20	12	16	30	17	1		138
		30.1						9	19	15					43
	Daily Mean Temp.	- 5.0	9	1										5	15
		- 4.9 ~ 0.0	13	15	3								4	17	52
		0.1 ~ 10.0	9	12	28	8						6	23	9	95
		10.1 ~ 20.0				22	31	14		2	24	25	3		121
		20.1						16	31	29	6				82
	Daily Min. Temp.	- 15.0	6											2	8
		- 14.9 ~ - 5.0	16	24	12								6	21	79
		- 4.9 ~ 0.0	7	2	16	6						2	19	8	60
		0.1 ~ 10.0	2	2	3	24	21	4			4	20	5		85
		10.1					10	26	31	31	26	9			133
	Daily Precip.	0.1mm	7	6	11	9	6	5	18	13	4	8	5	9	101
		10.0mm		2		2	3	2	10	6	3	2		1	31
		30.0mm					1	1	2	4	2				10
		80.0mm								1					1
		100.0mm													
Hourly Max. Precip.	1.0mm	8	5	9	7	6	3	15	12	4	6	5	7	87	
	6.0mm		1			3	2	10	7	2	1		1	27	
	10.0mm					1	1	8	6	2				18	
	20.0mm					1	1	3	3					8	
	30.0mm								2					2	
Daily Max. Wind Speed	0.5 ~ 3.3%	1						1		1	1		1	5	
	3.4 ~ 7.9%	19	15	23	13	21	24	26	28	27	27	21	20	264	
	8.0 ~ 13.8%	11	13	8	17	10	6	2	3	2	3	9	10	94	
	13.9%							2						2	
10 - Day Summary	Mean Temp.	1st	22	- 17	15	105	152	177	253	266	196	169	80	- 6	
		2nd	- 47	- 1	35	115	152	199	251	238	185	127	27	- 49	
		3rd	- 42	3	54	125	173	227	265	224	172	92	17	- 11	
	Mean Max. Temp.	1st	90	37	85	188	231	244	295	330	264	230	171	55	
		2nd	20	77	141	192	240	284	306	282	258	194	104	17	
		3rd	29	76	119	220	264	295	314	286	254	189	88	50	
	Mean Min. Temp.	1st	- 36	- 68	- 52	35	73	113	223	219	145	122	7	- 60	
		2nd	- 108	- 82	- 53	39	71	115	217	207	122	80	- 41	- 115	
		3rd	- 115	- 56	- 9	29	90	174	228	173	115	24	- 39	- 65	
	Mean Wind Speed	1st	14	23	22	18	16	21	15	10	8	10	14	16	
		2nd	19	22	16	21	17	15	11	13	12	11	18	18	
		3rd	17	16	16	17	15	15	9	13	10	12	14	17	
Total Precip.	1st	20	25	120	145	385	125	995	570	165	385	25	100		
	2nd	45	275	40	305	10		1190	795	650	145		30		
	3rd	95	210	165	35	335	565	585	1650	400	15	135	240		

Element		1	2	3	4	5	6	7	8	9	10	11	12					
(0.1 )	Air Temp.	Mean	6	20	57	132	174	209	263	255	201	148	60	- 1	127			
		Mean Max.	77	91	143	220	266	286	319	317	276	225	153	75	204			
		Mean Min.	- 58	- 51	- 24	49	84	141	224	205	142	92	- 17	- 73	60			
		Highest	149	160	207	290	336	344	362	372	307	291	228	142	372			
		Date	2	16	30	30	30	18	21	6	17	9	10	23	08/06			
		Lowest	- 111	- 99	- 79	- 30	35	69	177	124	60	- 32	- 62	- 134	- 134			
		Date	26	19	7	3	7	4	27	31	30	31	21	14	12/14			
(0.1mm)	Precip.	00~24h Total	110	305	320	645	185	740	1155	2040	900	1030	30	210	7670			
		Highest. 1	Daily	30	210	110	350	115	195	265	700	425	625	20	185	700		
			Date	29	22	25	5	9	6	31	14	11	1	23	24	08/14		
			Hourly	15	35	25	70	35	165	245	245	230	115	10	90	245		
(0.1mm)	Date	8	22	25	5	9	11	31	20	11	2	23	24	08/20				
(0.1%)	Wind	Mean Speed	21	24	18	18	15	14	10	12	12	13	16	20	16			
		Highest Gust Speed	175	206	170	157	156	100	96	100	116	170	155	159	206			
		Dir.	NE	N	N	NNW	NW	E	S	ESE	ESE	N	NW	W	N			
(0.1%)	Date	10	9	21	19	15	11	27	31	15	30	19	21	02/09				
(0.1%)	Wind Directions Only	Hourly Occurrence Maximum Speed	NNE	64	69	67	55	36	40	27	39	40	48	71	52	71		
			NE	39	48	70	55	31	48	23	33	34	52	41	52	70		
			ENE	32	30	34	25	27	22	11	26	32	61	25	31	61		
			E	18	28	42	34	26	35	20	25	28	26	30	34	42		
			ESE	22	18	30	42	46	32	30	27	51	38	25	20	51		
			SE	50	23	46	45	47	46	38	51	52	57	24	18	57		
			SSE	37	26	37	44	41	52	36	37	38	33	11	17	52		
			S	20	34	34	41	39	40	29	34	33	36	32	19	41		
			SSW	24	33	43	42	34	40	30	27	23	26	30	10	43		
			SW	29	31	36	51	29	31	29	27	22	25	22	19	51		
			WSW	7	26	39	40	27	21	24	27	12	19	29	13	40		
			W	11	47	36	39	27	28	30	33	21	27	37	32	47		
			WNW	49	48	44	48	51	46	30	26	26	28	47	54	54		
			NW	55	51	55	51	50	44	34	39	36	30	58	50	58		
			NNW	80	81	72	62	60	51	32	39	36	67	59	73	81		
			N	80	74	77	60	51	43	29	41	43	72	74	71	80		
			(0.1%)	Hourly Occurrence Percentage	CALM	226	158	258	206	255	279	402	298	301	251	303	250	266
					NNE	85	57	23	39	24	13	7	26	35	52	76	98	44
					NE	34	21	26	15	13	10	9	11	17	28	24	43	21
					ENE	11	19	20	19	11	10	9	12	13	46	17	20	17
					E	11	18	35	35	23	28	24	28	28	50	18	23	27
					ESE	26	22	39	35	50	25	11	38	44	43	25	27	32
					SE	34	21	31	50	81	68	28	65	61	39	26	23	44
					SSE	33	19	30	43	48	71	54	81	38	23	17	16	39
S	16	19			30	42	56	81	83	78	51	22	17	9	42			
SSW	16	19			23	63	38	58	92	54	40	32	26	12	40			
SW	42	39			38	71	43	72	47	39	64	81	46	28	51			
WSW	11	22			32	26	28	29	42	26	18	28	29	20	26			
W	11	22			23	28	22	19	41	31	21	15	18	19	22			
WNW	33	49	69	47	69	35	37	30	26	26	46	28	41					
NW	121	103	105	106	110	79	53	63	93	82	88	74	90					
NNW	147	247	134	114	93	83	47	71	97	114	118	149	117					
N	142	143	86	63	36	40	12	51	53	69	107	160	80					



Element		1	2	3	4	5	6	7	8	9	10	11	12		
Number of Days With Classified	Daily Max. Temp.	0.0													
		0.1 ~ 10.0	20	15	6							4	25	70	
		10.1 ~ 20.0	9	13	23	8	2					8	22	6	91
		20.1 ~ 30.0			2	22	25	21	6	8	26	23	4		137
	Daily Mean Temp.	30.1				4	9	24	23	4					64
		- 5.0													
		- 4.9 ~ 0.0	16	5	1									19	41
		0.1 ~ 10.0	13	23	29	3						2	25	12	107
	Daily Min. Temp.	10.1 ~ 20.0			1	27	27	9			12	25	5		106
		20.1				4	21	30	31	18	4				108
		- 15.0													
		- 14.9 ~ - 5.0	16	13	6								4	25	64
	Daily Precip.	- 4.9 ~ 0.0	11	14	19	5						2	20	5	76
		0.1 ~ 10.0	2	1	6	23	23	4			3	15	6	1	84
		10.1				2	8	26	30	31	27	14			138
		0.1mm	7	5	9	8	5	9	17	12	5	6	3	3	89
	Hourly Max. Precip.	10.0mm		1	1	2	1	4	4	4	2	2		1	22
		30.0mm				1				3	2	1			7
		80.0mm													
		100.0mm													
1.0mm		2	4	5	6	4	7	14	9	5	6	1	2	65	
Daily Max. Wind Speed	6.0mm				1		4	3	4	2	2		1	17	
	10.0mm						3	3	4	2	2			14	
	20.0mm							2	1	1				4	
	30.0mm														
	0.5 ~ 3.3%									1		1	1	3	
Daily Max. Wind Speed	3.4 ~ 7.9%	14	10	12	11	16	20	23	21	22	19	12	7	187	
	8.0 ~ 13.8%	11	12	14	18	14	10	7	9	8	9	13	21	146	
	13.9%	4	6	5	1	1					2	4	3	26	
10 - Day Summary	Mean Temp.	1st	43	13	39	123	159	193	256	275	212	188	95	5	
		2nd	- 17	23	59	132	172	208	263	249	200	146	47	- 20	
		3rd	- 11	24	72	140	190	225	271	242	189	114	39	11	
	Mean Max. Temp.	1st	117	70	120	204	240	277	304	342	275	251	198	89	
		2nd	53	103	170	217	265	290	324	298	278	211	135	52	
		3rd	59	105	141	239	290	290	331	311	276	215	127	84	
	Mean Min. Temp.	1st	- 26	- 38	- 42	45	79	115	226	224	167	144	7	- 71	
		2nd	- 74	- 63	- 41	58	79	133	219	212	135	101	- 30	- 89	
		3rd	- 77	- 52	6	43	93	175	228	181	125	38	- 29	- 59	
	Mean Wind Speed	1st	17	28	24	19	15	18	10	12	9	11	15	17	
		2nd	24	24	15	20	15	13	9	11	14	12	17	21	
		3rd	22	20	15	16	14	10	10	12	12	15	15	21	
Total Precip.	1st	40	55	20	425	160	245	525	10	420	925		20		
	2nd	25	40	90	205	25	215	125	1380	425	105	5			
	3rd	45	210	210	15		280	505	650	55		25	190		

Element		1	2	3	4	5	6	7	8	9	10	11	12					
(0.1 )	Air Temp.	Mean	36	47	88	161	203	228	276	274	227	178	108	37	155			
		Mean Max.	82	99	142	216	260	278	314	311	267	217	154	79	202			
		Mean Min.	2	4	48	116	158	191	248	243	193	149	68	0	118			
		Highest	150	158	199	278	344	332	351	361	298	294	217	136	361			
		Date	2	16	30	30	30	19	24	7	9	10	10	24	08/07			
		Lowest	-63	-43	-6	67	127	160	227	187	134	67	12	-41	-63			
		Date	15	11	8	2	9	6	27	31	30	31	19	12	01/15			
(0.1mm)	Precip.	00~24h Total	105	395	130	620	630	635	1060	2755	1125	1410	5	115	8985			
		Highest. 1 Daily	50	300	50	245	185	235	345	1100	540	620	5	95	1100			
		Date	29	22	31	5	9	6	5	21	6	1	17	24	08/21			
		Hourly	25	55	30	70	125	75	275	650	210	150	5	55	650			
	Date	29	22	31	6	24	29	5	21	11	2	18	24	08/21				
(0.1%)	Wind	Mean Speed	44	48	36	34	31	30	25	28	29	33	31	38	34			
		Highest Gust Speed	167	174	153	187	139	139	123	123	129	141	152	165	187			
		Dir.	W	WNW	WNW	SSW	NNW	SSE	SSE	SSE	NE	NE	WNW	WNW	SSW			
	Date	20	20	9	5	7	5	25	21	16	22	24	24	04/05				
(0.1%)	Wind Directions Only	Hourly Occurrence Maximum Speed	NNE	37	31	37	36	34	41	31	38	48	88	38	28	88		
			NE	76	39	56	64	43	52	58	56	78	100	32	34	100		
			ENE	65	50	68	97	69	67	66	64	84	69	32	34	97		
			E	36	38	40	55	41	37	43	40	39	38	26	40	55		
			ESE	31	45	37	54	30	52	31	47	35	52	28	22	54		
			SE	34	74	56	80	55	59	69	60	60	43	36	27	80		
			SSE	16	76	81	73	81	101	69	72	66	60	56	23	101		
			S	11	25	44	64	52	44	56	64	38	42	37	19	64		
			SSW	29	39	54	107	63	55	62	52	55	30	35	41	107		
			SW	59	62	45	71	51	58	60	63	42	40	45	44	71		
			WSW	74	65	64	67	70	64	64	59	56	48	71	61	74		
			W	63	72	65	66	71	38	54	68	41	45	87	57	87		
			WNW	107	112	102	88	94	88	36	71	63	86	101	94	112		
			NW	94	108	102	70	87	71	61	58	64	79	87	82	108		
			NNW	37	24	40	40	31	29	37	26	28	30	43	47	47		
			N	23	31	37	40	24	28	22	32	26	48	37	26	48		
			(0.1%)	Hourly Occurrence Percentage	CALM	4	10	4	22	26	11	101	82	128	103	100	138	61
					NNE	34	18	52	38	47	65	30	22	22	50	31	17	36
					NE	65	39	73	50	67	57	40	104	181	308	39	28	88
					ENE	90	52	87	106	83	146	65	186	182	152	50	19	102
					E	85	58	94	75	75	100	57	48	89	105	38	36	72
ESE	30	22			65	44	35	82	38	65	68	39	25	15	44			
SE	12	21			40	47	48	93	50	102	60	31	11	5	44			
SSE	3	16			38	33	60	53	44	52	24	24	11	4	30			
S	3	4			16	39	16	26	52	34	6	11	4	5	18			
SSW	8	13			23	43	38	25	83	48	8	4	19	3	26			
SW	12	22			26	63	58	32	112	54	25	19	47	23	41			
WSW	103	121			105	158	202	125	221	69	60	28	143	82	118			
W	46	45			44	47	48	24	39	26	21	11	79	70	42			
WNW	273	307			184	146	108	83	20	57	70	55	233	367	158			
NW	204	229	108	54	48	36	12	36	32	28	128	175	90					
NNW	19	6	9	19	13	13	15	7	15	11	18	8	13					
N	11	16	32	15	27	29	22	9	8	22	24	4	18					

Element		1	2	3	4	5	6	7	8	9	10	11	12		
Number of Days With Classified	Daily Max. Temp.	0.0													
		0.1 ~ 10.0	22	14	5								2	24	67
		10.1 ~ 20.0	9	14	26	10	1					9	24	7	100
		20.1 ~ 30.0				20	26	24	9	10	30	22	4		145
	Daily Mean Temp.	30.1					4	6	22	21					53
		- 5.0													
		- 4.9 ~ 0.0	5	2										3	10
		0.1 ~ 10.0	25	26	22								13	28	114
	Daily Min. Temp.	10.1 ~ 20.0	1		9	28	16	4			2	24	17		101
		20.1				2	15	26	31	31	28	7			140
		- 15.0													
		- 14.9 ~ - 5.0	1												1
	Daily Max. Precip.	- 4.9 ~ 0.0	15	15	2									16	48
		0.1 ~ 10.0	15	13	29	7						2	26	15	107
		10.1				23	31	30	31	31	30	29	4		209
		0.1mm	4	5	3	5	7	6	11	11	5	7	1	2	67
	Hourly Max. Precip.	10.0mm		1		3	4	3	4	5	2	4			26
		30.0mm		1					1	2	2	2			8
		80.0mm								2					2
		100.0mm								1					1
1.0mm		2	4	3	6	6	6	10	11	5	6		2	61	
Daily Max. Wind Speed	6.0mm				2	3	1	4	5	2	2			19	
	10.0mm					2		2	4	2	2			12	
	20.0mm							1	2	1				4	
	30.0mm								1					1	
	0.5 ~ 3.3%	7	1	8	6	9	11	16	13	10	12	12	8	113	
10 - Day Summary	Mean Temp. (0.1 )	3.4 ~ 7.9%	21	19	18	22	21	18	15	18	20	18	15	20	225
		8.0 ~ 13.8%	3	8	5	2	1	1				1	3	3	27
		13.9%													
10 - Day Summary	Mean Max. Temp. (0.1 )	1st	75	34	67	149	186	219	264	294	232	206	142	48	
		2nd	18	54	99	161	203	227	280	260	232	175	92	15	
		3rd	19	54	97	172	221	238	285	269	216	156	90	46	
	Mean Min. Temp. (0.1 )	1st	115	79	124	202	239	273	296	338	267	247	194	91	
		2nd	63	110	157	218	260	281	318	291	270	204	137	59	
		3rd	68	110	143	229	280	280	326	305	265	201	132	86	
	Mean Wind Speed (0.1%)	1st	43	1	23	107	148	179	244	261	202	179	96	9	
		2nd	- 15	- 2	53	119	153	186	247	236	198	151	54	- 23	
		3rd	- 20	15	65	123	171	208	253	232	179	121	54	11	
Total Precip. (0.1mm)	1st	41	51	48	36	35	38	27	29	21	28	27	32		
	2nd	46	50	30	37	29	28	25	30	41	39	36	43		
	3rd	45	43	32	28	30	24	25	26	25	32	31	40		
Total Precip. (0.1mm)	1st	50	70		465	310	350	780		570	1235		20		
	2nd	5	25		140	85	95	220	1330	535	170	5			
	3rd	50	300	130	15	235	190	60	1425	20	5		95		

		Element	1	2	3	4	5	6	7	8	9	10	11	12		
(0.1 )	Air Temp.	Mean	23	32	68	143	187	214	265	270	219	170	84	17	141	
		Mean Max.	78	87	128	199	244	258	304	310	266	218	151	74	193	
		Mean Min.	-25	-23	10	86	132	172	235	232	177	128	23	-40	92	
		Highest	147	162	165	267	333	305	356	362	296	281	223	130	362	
		Date	2	16	30	30	30	15	24	6	17	10	10	24	08/06	
		Lowest	-71	-62	-40	11	94	127	193	171	96	22	-18	-79	-79	
		Date	24	19	7	2	27	4	27	27	30	31	21	17	12/17	
(0.1mm)	Precip.	00~24h Total	115	460	250	740	470	1460	2075	2560	1295	1575	5	110	11115	
		Highest. 1	Daily	55	310	70	350	195	550	1400	940	725	1160	5	95	1400
			Date	29	22	29	5	9	6	6	14	6	1	17	24	07/06
			Hourly	35	55	30	85	120	190	510	485	205	270	5	60	510
(0.1%)	Wind	Mean Speed	36	42	32	34	31	30	24	26	25	27	26	33	31	
		Highest Gust Speed	166	175	162	178	120	117	110	106	157	144	172	168	178	
		Dir.	WNW	SW	WNW	SSW	WNW	ESE	ESE	E	SSW	NNW	NNW	WNW	SSW	
		Date	13	20	2	5	26	6	25	14	11	30	23	11	04/05	
(0.1%)	Wind Directions Only	Hourly Occurrence Maximum Speed	NNE	21	16	54	53	19	21	11	33	53	90	18	34	90
			NE	52	21	36	29	44	27	24	38	65	72	29	30	72
			ENE	58	38	60	62	72	75	25	63	79	62	28	28	79
			E	62	47	53	69	71	80	49	68	71	57	10	21	80
			ESE	47	61	65	82	74	87	86	75	70	105	45	52	105
			SE	44	55	66	74	73	74	65	69	59	56	45	40	74
			SSE	12	28	48	76	45	39	27	55	41	72	24	21	76
			S	15	23	28	106	45	37	31	68	16	31	16	29	106
			SSW	28	42	71	87	64	62	69	52	50	54	29	20	87
			SW	33	48	59	68	70	51	69	47	95	31	38	46	95
			WSW	48	106	61	69	58	55	61	68	66	26	77	82	106
			W	74	89	86	69	79	69	62	52	66	43	84	84	89
			WNW	113	110	97	80	74	64	47	47	66	77	98	104	113
			NW	104	123	101	103	81	92	19	61	61	88	93	94	123
			NNW	101	80	79	102	51	76	32	63	49	83	88	88	102
			N	65	25	47	61	17	18	28	52	68	63	46	51	68
(0.1%)	Hourly Occurrence Percentage	CALM	52	52	56	42	42	72	169	121	101	110	107	84	84	
		NNE	15	15	36	17	26	24	11	26	42	93	24	15	29	
		NE	35	13	24	42	60	47	24	40	54	114	26	16	42	
		ENE	26	15	24	46	46	35	35	55	93	54	10	23	38	
		E	13	9	30	43	35	90	65	71	67	20	6	3	38	
		ESE	26	48	77	144	148	233	286	120	47	40	28	27	102	
		SE	8	37	56	72	81	100	144	113	82	58	29	13	66	
		SSE	3	9	32	19	19	13	15	34	13	12	10	7	15	
		S	11	12	13	25	17	13	20	22	13	8	1	8	14	
		SSW	11	21	22	39	34	24	44	36	13	16	15	7	23	
		SW	38	12	22	40	31	24	55	32	19	26	29	22	29	
		WSW	48	36	46	54	48	35	44	39	28	27	46	22	39	
		W	97	113	93	79	130	39	24	74	86	59	93	101	82	
		WNW	173	205	144	94	98	88	15	66	88	74	124	189	112	
		NW	332	330	183	139	109	89	15	70	111	118	260	297	170	
		NNW	78	54	102	54	43	47	20	48	75	93	144	130	74	
N	35	19	40	50	34	29	13	34	69	78	49	38	41			

Element		1	2	3	4	5	6	7	8	9	10	11	12		
Number of Days With Classified	Daily Max. Temp.	0.0													
		0.1 ~ 10.0	23	20	4							2	26	75	
		10.1 ~ 20.0	8	8	27	19	3					9	25	5	104
		20.1 ~ 30.0				11	26	29	15	10	30	22	3		146
	Daily Mean Temp.	30.1					2	1	16	21					40
		- 5.0													
		- 4.9 ~ 0.0	8	3										6	17
		0.1 ~ 10.0	23	25	29	2						1	21	25	126
	Daily Min. Temp.	10.1 ~ 20.0			2	27	24	7			3	24	9		96
		20.1				1	7	23	31	31	27	6			126
		- 15.0													
		- 14.9 ~ - 5.0	8	3										9	20
	Daily Precip.	- 4.9 ~ 0.0	14	22	14								6	20	76
		0.1 ~ 10.0	9	3	17	19	1				1	9	24	2	85
		10.1				11	30	30	31	31	29	22			184
		0.1mm	4	6	5	6	6	6	8	12	5	8	1	2	69
	Hourly Max. Precip.	10.0mm		1		2	2	4	3	4	2	3			21
		30.0mm		1		1		2	1	3	2	1			11
		80.0mm							1	1		1			3
		100.0mm							1			1			2
1.0mm		3	4	5	4	5	6	8	8	4	5		2	54	
Daily Max. Wind Speed	6.0mm				2	1	4	4	5	2	2		1	21	
	10.0mm					1	2	3	3	2	2			13	
	20.0mm							2	3	1	1			7	
	30.0mm							1	2					3	
Daily Max. Wind Speed	0.5 ~ 3.3%														
	3.4 ~ 7.9%	13	8	13	12	16	17	28	19	21	16	14	10	187	
	8.0 ~ 13.8%	13	14	16	15	15	13	3	12	8	13	13	19	154	
10 - Day Summary	Mean Temp.	13.9%	5	6	2	3					1	2	3	2	24
		1st	60	23	49	130	170	208	257	287	226	202	116	26	
		2nd	6	35	71	143	189	208	267	262	226	171	71	0	
	Mean Max. Temp.	3rd	6	38	83	156	201	225	271	261	206	141	66	24	
		1st	116	67	107	183	217	265	292	329	266	243	189	88	
		2nd	59	102	139	198	249	251	307	294	275	211	135	52	
	Mean Min. Temp.	3rd	60	93	135	215	263	258	312	307	258	203	130	83	
		1st	10	- 18	- 7	76	126	158	235	251	189	164	50	- 35	
		2nd	- 40	- 33	3	90	129	163	236	229	182	138	13	- 55	
	Mean Wind Speed	3rd	- 44	- 17	31	93	142	195	236	217	159	86	7	- 30	
		1st	31	47	42	33	33	36	26	30	19	23	23	29	
		2nd	41	42	26	38	31	30	22	27	30	30	28	36	
Total Precip.	3rd	36	35	29	29	29	24	25	23	24	28	28	34		
	1st	55	105		580	280	730	1955	65	805	1470		15		
	2nd		45	40	150	70	85	110	1800	440	100	5			
(0.1mm)	3rd	60	310	210	10	120	645	10	695	50	5		95		

		Element	1	2	3	4	5	6	7	8	9	10	11	12			
(0.1 )	Air Temp.	Mean	- 5	13	55	133	178	218	268	253	197	144	57	- 8	125		
		Mean Max.	60	83	134	216	265	296	320	312	271	215	141	54	197		
		Mean Min.	- 58	- 46	- 12	59	99	154	231	208	143	96	- 5	- 60	67		
		Highest	141	166	199	301	330	343	354	365	307	285	219	132	365		
		Date	8	16	19	16	29	19	22	5	25	9	10	3	08/05		
		Lowest	- 119	- 84	- 60	- 18	48	85	199	131	59	- 22	- 51	- 127	- 127		
		Date	15	2	3	3	7	4	27	31	30	31	27	14	12/14		
(0.1mm)	Precip.	00~24h Total	200	460	375	590	300	260	2735	2095	1120	970	45	260	9410		
		Highest. 1 Daily	85	200	150	170	135	105	580	595	790	450	15	185	790		
		Date	20	22	25	5	9	30	5	21	11	1	10	24	09/11		
		Hourly	25	50	50	50	55	80	420	285	225	90	10	70	420		
(0.1%)	Wind	Date	20	20	2	25	5	30	5	21	11	2	22	24	07/05		
		Mean Speed	16	20	15	17	14	15	10	11	10	11	14	18	14		
		Highest Gust Speed	126	137	105	104	112	88	134	89	93	126	116	162	162		
		Dir.	ENE	ESE	ENE	NE	NNE	WNW	SW	WSW	ENE	NE	NNE	ENE	ENE		
(0.1%)	Wind Directions Only	Date	30	13	7	3	26	1	14	22	17	5	8	29	12/29		
		Hourly Occurrence Maximum Speed	58	70	48	52	55	36	30	44	43	59	53	67	70		
		NNE	69	61	58	58	59	45	28	38	39	67	52	63	69		
		NE	45	44	37	49	32	38	20	33	45	65	39	46	65		
		ENE	27	32	30	34	26	33	18	18	26	22	34	27	34		
		E	20	16	25	21	25	23	21	23	15	17	20	20	25		
		ESE	16	20	25	28	21	23	15	16	18	16	12	18	28		
		SE	14	21	18	19	25	27	15	27	28	11	18	12	28		
		SSE	14	26	24	54	17	30	19	28	19	13	15	11	54		
		S	18	52	40	41	41	44	46	38	24	14	37	16	52		
		SSW	14	46	36	63	43	51	39	49	29	18	38	18	63		
		SW	36	31	28	48	37	39	34	34	23	16	20	14	48		
		WSW	22	24	37	43	40	33	27	28	19	18	41	26	43		
		W	31	25	32	38	42	32	22	19	13	22	39	34	42		
		WNW	36	40	34	41	28	26	27	29	23	31	55	29	55		
		NW	37	44	43	37	40	31	18	26	28	47	42	48	48		
		NNW	40	46	48	45	43	41	19	35	36	42	55	51	55		
		(0.1%)	Hourly Occurrence Percentage	CALM	194	142	178	158	196	210	374	319	341	303	243	173	237
				NNE	146	182	108	99	75	57	40	77	92	112	136	185	109
				NE	140	105	98	60	67	57	40	73	97	106	93	163	92
				ENE	42	54	44	35	40	57	28	46	56	53	56	47	46
				E	46	45	56	42	55	53	32	32	43	42	35	47	44
				ESE	40	19	38	36	36	39	20	28	22	16	35	19	29
				SE	19	10	18	18	12	13	13	9	17	5	13	16	14
				SSE	13	18	16	17	23	15	7	9	6	8	17	16	14
				S	7	19	12	13	15	15	13	8	14	9	8	12	12
				SSW	27	27	41	38	39	61	75	46	8	15	31	15	35
				SW	47	52	42	94	89	140	141	82	39	39	31	32	69
WSW	28			46	50	94	73	58	67	75	40	36	38	34	53		
W	27			31	42	57	46	36	47	40	24	20	29	22	35		
WNW	27			21	33	50	35	14	17	15	15	13	19	19	23		
NW	35			21	38	41	42	31	16	28	24	32	31	31	31		
NNW	55			55	91	50	60	68	26	36	56	78	65	47	57		
N	106	151	94	99	97	76	40	77	107	111	121	122	100				

Element		1	2	3	4	5	6	7	8	9	10	11	12		
Number of Days With Classified	Daily Max. Temp.	0.0	2	1										1	4
		0.1 ~ 10.0	24	16	6								6	27	79
		10.1 ~ 20.0	5	11	24	10	2					10	21	3	86
		20.1 ~ 30.0				19	25	18	6	9	28	21	3		129
		30.1				1	4	12	25	22	2				66
	Daily Mean Temp.	-5.0	3											3	6
		-4.9 ~ 0.0	15	9	1									17	42
		0.1 ~ 10.0	13	19	28	3						2	26	11	102
		10.1 ~ 20.0			1	27	25	8		1	15	28	4		109
		20.1					6	22	31	30	15	1			105
	Daily Min. Temp.	-15.0													
		-14.9 ~ -5.0	19	13	2								1	21	56
		-4.9 ~ 0.0	9	13	20	2						1	21	9	75
		0.1 ~ 10.0	3	2	8	23	16	2			3	16	8	1	82
		10.1				5	15	28	31	31	27	14			151
	Daily Precip.	0.1mm	8	8	10	8	8	8	15	15	5	7	5	7	104
		10.0mm		2	1	2	1	1	8	9	3	3		1	31
		30.0mm							4	2	1	1			8
		80.0mm													
		100.0mm													
Hourly Max. Precip.	1.0mm	7	6	6	8	4	5	14	14	3	7	2	2	78	
	6.0mm						1	8	8	2	2		1	22	
	10.0mm							7	5	1				13	
	20.0mm							4	1	1				6	
	30.0mm							1						1	
Daily Max. Wind Speed	0.5 ~ 3.3%	2	1					1	2	3	3	3	3	18	
	3.4 ~ 7.9%	18	13	20	15	24	26	26	26	26	21	11	11	237	
	8.0 ~ 13.8%	11	14	10	15	7	4	4	3	1	7	16	16	108	
	13.9%												1	1	
10 - Day Summary	Mean Temp. (0.1 )	1st	33	1	29	124	166	197	263	274	208	181	93	0	
		2nd	-23	19	62	131	173	219	265	248	199	141	42	-30	
		3rd	-23	21	70	143	195	240	275	238	184	115	36	4	
	Mean Max. Temp. (0.1 )	1st	100	57	103	204	249	271	309	340	273	240	186	62	
		2nd	43	97	159	211	262	307	321	296	269	203	124	33	
		3rd	40	99	136	232	284	310	329	302	270	203	115	65	
	Mean Min. Temp. (0.1 )	1st	-20	-43	-32	55	96	131	232	229	162	143	22	-53	
		2nd	-74	-54	-22	64	89	147	227	213	141	99	-20	-83	
		3rd	-78	-39	14	58	112	184	235	185	126	51	-18	-47	
	Mean Wind Speed (0.1%)	1st	13	21	20	15	14	17	14	10	8	9	12	17	
		2nd	18	21	14	19	13	14	8	10	12	10	17	19	
		3rd	17	17	13	16	14	14	9	12	9	14	15	17	
Total Precip. (0.1mm)	1st	20	75	95	250	235	45	1200	485	215	755	20	60		
	2nd	100	185	70	270	5	75	1180	660	790	215		5		
	3rd	80	200	210	70	60	140	355	950	115		25	195		

Element		1	2	3	4	5	6	7	8	9	10	11	12				
(0.1 )	Air Temp.	Mean	29	31	65	135	182	213	269	263	212	160	83	21	139		
		Mean Max.	70	77	117	188	243	258	304	303	260	206	137	63	186		
		Mean Min.	- 8	- 13	12	84	122	170	242	227	166	116	28	- 20	94		
		Highest	135	152	169	247	296	293	331	342	297	279	217	133	342		
		Date	6	16	19	29	30	28	21	5	26	9	7	3	08/05		
		Lowest	- 58	- 44	- 30	9	83	110	214	167	93	28	- 24	- 67	- 67		
		Date	15	13	7	3	27	2	13	31	30	31	25	18	12/18		
(0.1mm)	Precip.	00~24h Total	130	260	155	440	275	640	2685	1765	1360	505	15	485	8715		
		Highest. 1	Daily	40	125	55	190	90	445	775	645	740	270	5	280	775	
			Date	29	22	20	5	9	26	31	20	11	1	22	24	07/31	
			Hourly	20	35	25	30	45	270	735	250	295	55	5	105	735	
(0.1%)	Wind	Date	23	20	2	17	31	26	31	20	11	1	22	24	07/31		
		Mean Speed	31	35	25	26	20	20	23	20	17	22	30	28	25		
		Highest Gust Speed	209	194	185	146	136	156	150	131	133	215	186	183	215		
		* Dir.	NW	NNW	N	NNW	N	SE	NNW	ESE	NNW	NW	NNW	NW	NW		
(0.1%)	Wind Directions Only	Date	20	20	21	26	26	6	31	13	17	29	18	10	10/29		
		Hourly Occurrence Maximum Speed	41	44	36	41	34	34	50	43	47	62	45	54	62		
		NNE	42	34	28	37	25	23	39	48	39	61	41	40	61		
		NE	39	25	20	28	27	21	7	25	28	23	37	40	40		
		ENE	29	27	26	23	19	19	21	23	28	32	31	29	32		
		E	10	17	11	27	13	33	22	30	28	28	25	27	33		
		ESE	14	60	17	49	46	40	49	50	19	43	36	40	60		
		SE	61	65	30	60	81	62	54	56	34	53	59	72	81		
		SSE	34	64	32	68	59	42	58	55	41	32	54	29	68		
		S	28	60	40	75	60	48	51	62	32	21	34	31	75		
		SSW	52	33	57	50	48	48	33	74	27	28	58	57	74		
		SW	53	30	56	52	37	48	35	30	29	20	57	32	57		
		WSW	85	58	55	47	50	59	47	29	35	30	44	27	85		
		W	81	23	53	45	45	54	37	31	34	30	80	64	81		
		WNW	116	99	95	66	66	61	34	49	45	43	90	94	116		
		NW	113	106	99	77	72	62	45	74	67	107	113	94	113		
		NNW	98	111	97	75	71	55	32	64	78	74	118	90	118		
		N	108	149	192	126	167	123	118	120	200	144	171	144	147		
		(0.1%)	Hourly Occurrence Percentage	CALM	86	61	75	93	28	45	17	60	110	163	78	117	78
				NNE	117	52	65	47	16	45	17	66	101	166	76	86	71
				NE	103	39	36	19	13	28	3	22	56	87	51	77	45
				ENE	27	13	15	7	12	25	9	23	54	66	25	20	25
				E	5	6	12	7	15	46	12	34	22	19	19	11	17
				ESE	19	43	35	69	130	96	60	136	54	20	47	42	63
SE	20			40	26	107	94	77	167	138	36	22	60	62	71		
SSE	5			34	12	63	71	43	238	81	43	12	31	30	55		
S	23			27	31	69	54	42	157	51	7	12	19	50	45		
SSW	26			27	24	39	48	46	54	39	13	11	18	24	31		
SW	17			16	28	31	39	33	31	24	14	4	21	11	22		
WSW	27			19	46	56	94	71	43	19	10	9	18	4	35		
W	19			6	51	33	51	57	20	38	31	8	33	16	30		
WNW	52			39	94	76	74	100	20	48	42	24	38	38	54		
NW	164			220	136	76	48	68	12	50	69	102	110	117	97		
NNW	181	208	122	81	44	56	20	52	139	131	185	153	114				



Element		1	2	3	4	5	6	7	8	9	10	11	12			
Number of Days With Classified	Daily Max. Temp.	0.0		1										1	2	
		0.1 ~ 10.0	23	17	9								4	26	79	
		10.1 ~ 20.0	8	10	22	20	3					12	24	4	103	
		20.1 ~ 30.0				10	28	30	12	14	30	19	2		145	
		30.1							19	17					36	
	Daily Mean Temp.	- 5.0													7	14
		- 4.9 ~ 0.0	5	2											7	14
		0.1 ~ 10.0	26	26	31	3						2	23	24	135	
		10.1 ~ 20.0				27	25	8		1	4	25	7		97	
	Daily Min. Temp.	20.1					6	22	31	30	26	4			119	
		- 15.0													4	7
		- 14.9 ~ - 5.0	3												4	7
		- 4.9 ~ 0.0	17	21	11								5	20	74	
	Daily Precip.	0.1 ~ 10.0	11	7	20	23	5				1	8	25	7	107	
		10.1				7	26	30	31	31	29	23			177	
		0.1mm	9	6	10	7	6	6	13	9	6	6	3	13	94	
		10.0mm		1		2		2	5	5	4	1		1	21	
	Hourly Max. Precip.	30.0mm						1	3	3	1				8	
80.0mm																
100.0mm																
1.0mm		4	4	4	4	5	5	9	7	5	5		9	61		
Daily Max. Wind Speed	6.0mm						2	4	5	3			1	15		
	10.0mm						1	4	4	1			1	11		
	20.0mm						1	4	1	1				7		
	30.0mm							3						3		
Daily Max. Wind Speed	0.5 ~ 3.3%	1												1		
	3.4 ~ 7.9%	8	8	13	12	15	18	17	21	21	15	12	13	173		
	8.0 ~ 13.8%	13	11	13	16	16	11	13	10	9	14	9	5	140		
	13.9%	9	9	5	2		1	1			2	9	13	51		
10 - Day Summary	Mean Temp.	1st	62	22	47	118	172	197	265	282	220	191	114	34		
		2nd	12	35	67	136	179	212	264	257	213	156	69	0		
		3rd	13	37	81	151	194	231	277	252	203	136	67	29		
	Mean Max. Temp.	1st	108	55	95	170	233	238	292	325	264	231	175	80		
		2nd	52	90	129	187	240	263	303	293	258	198	120	39		
		3rd	52	88	126	208	256	273	314	292	259	191	115	70		
	Mean Min. Temp.	1st	23	- 6	- 6	68	121	151	244	243	180	151	54	- 13		
		2nd	- 23	- 24	4	89	118	157	232	226	167	118	20	- 36		
		3rd	- 22	- 7	36	94	128	200	249	214	152	84	9	- 12		
	Mean Wind Speed	1st	21	38	33	22	18	27	32	15	13	18	24	26		
		2nd	37	37	22	28	20	18	19	19	22	22	31	32		
		3rd	35	29	21	28	22	15	18	27	16	26	34	26		
Total Precip.	1st	20	15	45	235	200	65	815	5	475	465	5	110			
	2nd	20	120	55	205		120	1090	1340	740	40	5	85			
	3rd	90	125	55		75	455	780	420	145		5	290			

		Element	1	2	3	4	5	6	7	8	9	10	11	12			
(0.1 )	Air Temp.	Mean	1	15	53	131	178	216	273	260	204	148	61	- 1	128		
		Mean Max.	65	86	138	220	266	294	332	325	277	219	141	61	202		
		Mean Min.	- 54	- 48	- 19	53	95	148	230	211	148	95	- 5	- 57	66		
		Highest	133	158	209	302	322	338	369	382	305	297	215	134	382		
		Date	2	16	19	16	30	19	21	5	25	9	7	24	08/05		
		Lowest	- 113	- 87	- 67	- 20	46	73	184	132	62	- 17	- 50	- 125	- 125		
		Date	26	21	3	2	7	4	27	27	30	31	27	14	12/14		
(0.1mm)	Precip.	00~24h Total	205	320	340	460	145	450	1250	2205	1325	945	15	275	7935		
		Highest. 1	Daily	60	165	140	170	80	135	410	640	800	490	5	215	800	
			Date	23	22	25	5	9	30	31	14	11	1	24	24	09/11	
			Hourly	25	35	35	40	15	120	395	465	345	120	5	85	465	
(0.1%)	Wind	Date	23	22	25	5	9	30	31	6	11	1	24	24	08/06		
		Mean Speed	12	15	12	14	13	13	11	12	9	9	10	10	12		
		Highest Gust Speed	115	112	109	113	93	93	82	86	78	113	100	102	115		
		* Dir.	NW	W	NW	SSE	ENE	ESE	SW	W	ENE	W	WNW	S	NW		
(0.1%)	Wind Directions Only	Date	13	20	6	6	9	6	2	24	15	29	24	24	01/13		
		Hourly Occurrence Maximum Speed	10	11	12	14	7	20	7	10	15	11	6	18	20		
		NNE	8	7	13	9	27	10	13	10	11	19	10	7	27		
		NE	25	31	26	31	48	33	28	25	40	38	19	12	48		
		ENE	27	26	24	23	36	34	25	33	39	29	14	14	39		
		E	29	33	22	24	35	49	33	32	26	34	22	13	49		
		ESE	12	46	18	37	39	34	31	43	30	17	25	15	46		
		SE	22	36	20	37	44	35	34	37	33	32	23	29	44		
		SSE	9	40	19	51	44	30	35	30	29	19	24	22	51		
		S	26	36	38	44	26	29	37	30	19	14	24	47	47		
		SSW	35	27	31	43	33	24	30	31	19	6	35	22	43		
		SW	25	35	34	35	29	32	28	22	21	19	28	23	35		
		WSW	25	21	36	32	33	35	24	26	23	21	22	23	36		
		W	44	46	42	42	32	33	23	26	27	35	34	39	46		
		WNW	59	58	57	47	37	31	18	30	32	59	42	43	59		
		NW	29	30	31	28	18	26	17	21	14	24	33	25	33		
		NNW	10	13	22	25	14	18	13	13	18	19	16	16	25		
		(0.1%)	Hourly Occurrence Percentage	CALM	203	164	176	151	153	174	258	198	251	242	264	328	214
				NNE	3	4	9	8	3	7	3	5	7	8	3	1	5
				NE	4	1	7	1	9	6	6	5	10	12	3	1	5
				ENE	4	4	12	15	20	22	22	26	22	17	10	1	15
				E	23	15	23	28	35	42	38	55	53	34	19	15	32
				ESE	42	48	48	53	91	94	57	97	86	71	43	34	64
				SE	97	100	118	136	191	147	119	185	138	167	143	89	136
SSE	113			71	89	106	82	90	110	97	89	101	78	63	91		
S	12			19	20	25	16	31	50	35	22	19	18	9	23		
SSW	13			27	26	42	15	31	73	31	8	12	15	20	26		
SW	9			15	23	32	24	35	56	34	14	3	7	16	22		
WSW	19			30	50	57	71	54	60	35	11	16	22	15	37		
W	39			30	51	71	82	68	50	30	39	20	24	31	45		
WNW	79			103	79	92	63	64	36	48	78	79	92	63	73		
NW	277			299	185	110	86	86	29	78	125	134	211	255	156		
NNW	55			61	70	54	35	39	18	35	31	44	36	50	44		
N	8	9	13	19	23	11	15	7	17	20	13	8	14				

Element		1	2	3	4	5	6	7	8	9	10	11	12		
Number of Days With Classified	Daily Max. Temp.	0.0	2	1											3
		0.1 ~ 10.0	20	16	5								5	26	72
		10.1 ~ 20.0	9	11	24	10	2	1				8	23	5	93
		20.1 ~ 30.0			2	19	26	17	2	7	25	23	2		123
		30.1				1	3	12	27	24	5				72
	Daily Mean Temp.	-5.0													
		-4.9 ~ 0.0	17	7	1									16	41
		0.1 ~ 10.0	14	21	29	4						2	25	15	110
		10.1 ~ 20.0			1	26	26	9		1	11	25	5		104
	Daily Min. Temp.	20.1					5	21	29	30	19	4			108
		-15.0													
		-14.9 ~ -5.0	18	15	4								1	19	57
		-4.9 ~ 0.0	11	11	20	4						1	19	11	77
	Daily Precip.	0.1 ~ 10.0	2	2	7	22	19	2			3	17	10	1	85
		10.1				4	12	28	29	31	27	13			144
		0.1mm	9	10	10	8	4	7	14	13	6	7	3	9	100
		10.0mm		1	1	2		2	4	5	3	3		1	22
	Hourly Max. Precip.	30.0mm							1	3	2	1			7
		80.0mm									1				1
		100.0mm													
1.0mm		5	5	4	8	3	6	12	11	6	7		4	71	
Daily Max. Wind Speed	6.0mm						2	2	5	2	2		1	14	
	10.0mm						2	2	4	1	2			11	
	20.0mm							1	1	1				3	
	30.0mm							1	1	1				3	
Daily Max. Wind Speed	0.5 ~ 3.3%	1							1	3	3	1	1	10	
	3.4 ~ 7.9%	24	16	22	20	29	29	28	27	27	26	24	24	296	
	8.0 ~ 13.8%	6	12	9	10	2	1	1	3		2	5	6	57	
	13.9%														
10 - Day Summary	Mean Temp.	1st	40	5	34	121	164	197	267	283	215	190	94	5	
		2nd	-19	19	54	133	176	214	269	254	204	142	50	-21	
		3rd	-16	23	71	140	193	236	281	245	194	115	39	11	
	Mean Max. Temp.	1st	106	59	114	203	244	274	316	353	278	247	181	75	
		2nd	44	99	158	220	266	302	330	309	277	203	125	36	
		3rd	45	102	142	237	287	305	345	315	275	208	116	71	
	Mean Min. Temp.	1st	-19	-42	-36	52	91	123	233	233	168	142	22	-55	
		2nd	-68	-59	-32	60	89	137	225	217	142	98	-17	-77	
		3rd	-74	-42	9	47	103	183	233	186	134	49	-19	-41	
	Mean Wind Speed	1st	10	14	15	14	14	15	13	11	7	9	9	8	
		2nd	12	16	11	15	12	13	9	13	10	7	10	11	
		3rd	12	15	11	13	12	12	12	11	10	10	10	10	
Total Precip.	1st	30	80	25	230	145	95	545	540	480	830	10	25		
	2nd	45	75	95	195		170	295	875	800	115		25		
	3rd	130	165	220	35		185	410	790	45		5	225		

		Element	1	2	3	4	5	6	7	8	9	10	11	12				
(0.1 )	Air Temp.	Mean	24	25	58	126	172	209	263	262	213	163	85	25	135			
		Mean Max.	66	73	115	183	239	267	301	306	262	206	136	66	185			
		Mean Min.	- 16	- 23	0	70	105	160	233	227	170	124	28	- 19	88			
		Highest	135	137	171	227	283	304	334	349	293	276	204	135	349			
		Date	2	16	19	16	30	23	20	5	26	10	10	3	08/05			
		Lowest	- 61	- 64	- 47	- 11	71	112	204	178	100	32	- 15	- 51	- 64			
		Date	26	19	7	3	7	2	27	31	30	31	28	2	02/19			
(0.1mm)	Precip.	00~24h Total	90	250	240	475	145	245	1815	2260	1035	720	20	415	7710			
		Highest. 1 Daily	20	160	105	190	65	130	770	900	480	475	10	200	900			
		Date	20	22	20	5	9	6	6	20	11	1	18	24	08/20			
		Hourly Date	10	40	40	35	20	40	435	185	245	160	5	85	435			
(0.1%)	Wind	Mean Speed	34	37	28	28	21	21	24	23	22	31	31	30	28			
		Highest Gust Speed * Dir.	173	172	158	134	114	118	134	124	163	171	178	166	178			
		Date	20	20	14	5	26	6	31	20	11	29	18	24	11/18			
(0.1%)	Wind Directions Only	Hourly Occurrence Maximum Speed	NNE	65	56	63	51	51	41	53	73	54	86	94	72	94		
			NE	39	24	57	37	49	38	54	34	44	48	46	47	57		
			ENE	18	12	23	27	30	26	31	31	47	37	25	32	47		
			E	14	18	14	12	17	31	25	25	16	12	20	9	31		
			ESE	15	26	17	22	29	38	25	27	30	39	17	14	39		
			SE	20	37	21	59	64	74	51	67	46	64	51	29	74		
			SSE	40	70	25	71	53	53	57	47	45	53	51	46	71		
			S	12	96	44	90	54	42	67	54	55	59	56	58	96		
			SSW	63	85	45	80	56	49	70	63	96	28	55	89	96		
			SW	43	42	62	56	62	55	47	54	38	32	59	38	62		
			WSW	37	29	64	52	46	49	45	40	34	23	52	71	71		
			W	56	39	70	45	55	49	29	42	31	17	51	59	70		
			WNW	77	61	70	55	54	49	31	40	27	12	67	85	85		
			NW	104	91	82	62	69	51	37	44	42	91	71	85	104		
			NNW	95	116	106	78	70	65	63	72	70	103	111	87	116		
			N	96	98	95	73	71	71	30	81	69	83	103	86	103		
			(0.1%)	Hourly Occurrence Percentage	CALM	91	103	129	83	167	126	73	132	171	109	179	186	129
					NNE	153	89	121	79	62	76	11	66	178	249	154	132	114
					NE	31	4	42	17	39	31	16	27	74	56	31	19	32
					ENE	15	6	13	8	13	22	16	15	51	22	7	9	17
E	5	9			4	10	11	24	8	27	21	4	6	3	11			
ESE	4	16			4	15	24	35	31	44	17	8	18	9	19			
SE	11	25			9	38	71	83	94	136	17	19	29	28	47			
SSE	8	16			7	50	77	54	125	87	8	8	24	22	41			
S	3	33			12	82	78	56	309	71	15	13	19	26	60			
SSW	15	24			16	114	83	75	144	86	39	17	21	22	55			
SW	9	24			32	69	86	78	81	48	44	16	32	23	45			
WSW	7	12			23	46	48	56	43	19	18	9	11	32	27			
W	12	21			36	26	42	42	13	34	19	3	10	15	23			
WNW	34	28			69	61	50	47	4	32	15	3	40	30	34			
NW	112	103	95	67	38	51	4	19	32	16	50	67	54					
NNW	294	354	183	110	58	69	11	50	132	164	188	221	151					
N	196	132	204	125	54	75	17	108	149	284	182	157	140					

Element		1	2	3	4	5	6	7	8	9	10	11	12			
Number of Days With Classified	Daily Max. Temp.	0.0		1										2	3	
		0.1 ~ 10.0	25	22	8								6	24	85	
		10.1 ~ 20.0	6	5	23	23	3	1				11	22	5	99	
		20.1 ~ 30.0				7	28	25	16	12	30	20	2		140	
		30.1						4	15	19					38	
	Daily Mean Temp.	- 5.0													7	20
		- 4.9 ~ 0.0	9	4											7	20
		0.1 ~ 10.0	22	24	31	3						1	22	24	127	
		10.1 ~ 20.0				27	28	11			5	26	8		105	
		20.1					3	19	31	31	25	4			113	
	Daily Min. Temp.	- 15.0													1	8
		- 14.9 ~ - 5.0	2	5											1	8
		- 4.9 ~ 0.0	21	17	17	1							4	22	82	
		0.1 ~ 10.0	8	6	14	24	15				1	8	26	8	110	
		10.1				5	16	30	31	31	29	23			165	
	Daily Precip.	0.1mm	7	7	8	9	4	7	12	11	7	7	3	10	92	
		10.0mm		1	1	2		1	3	5	3	2		1	19	
		30.0mm							2	3	1	1			7	
		80.0mm								1					1	
		100.0mm														
	Hourly Max. Precip.	1.0mm	5	3	5	8	4	5	9	10	7	6		7	69	
6.0mm								3	5	2	1		2	13		
10.0mm								3	4	1	1			9		
20.0mm								2		1				3		
30.0mm								1						1		
Daily Max. Wind Speed	0.5 ~ 3.3%															
	3.4 ~ 7.9%	9	7	16	13	19	22	20	22	20	12	11	12	183		
	8.0 ~ 13.8%	18	15	12	17	12	8	11	9	9	17	18	15	161		
	13.9%	4	6	3						1	2	1	4	21		
10 - Day Summary	Mean Temp. (0.1 )	1st	54	16	40	109	159	193	256	282	221	195	114	38		
		2nd	9	28	60	128	165	207	260	255	215	160	69	7		
		3rd	9	31	72	140	191	228	271	251	204	137	71	30		
	Mean Max. Temp. (0.1 )	1st	100	52	95	170	223	244	288	332	266	232	173	82		
		2nd	49	87	130	181	236	275	300	295	259	197	121	39		
		3rd	51	83	121	199	258	282	313	292	261	191	116	76		
	Mean Min. Temp. (0.1 )	1st	12	- 15	- 21	59	99	145	231	244	178	162	50	- 13		
		2nd	- 29	- 38	- 8	77	93	147	228	224	174	127	17	- 27		
		3rd	- 30	- 17	24	73	123	190	239	215	157	87	15	- 16		
	Mean Wind Speed (0.1%)	1st	24	42	32	27	23	29	32	17	16	26	25	28		
		2nd	39	38	27	30	18	19	21	19	30	38	30	35		
		3rd	37	29	26	28	22	16	18	32	19	31	38	26		
Total Precip. (0.1mm)	1st	40	50	15	220	145	145	895	25	485	670	5	110			
	2nd	20	40	105	205		35	850	1945	480	50	15	100			
	3rd	30	160	120	50		65	70	290	70			205			

		Element	1	2	3	4	5	6	7	8	9	10	11	12	
(0.1 )	Air Temp.	Mean	34	35	65	135	180	216	276	273	225	169	93	33	145
		Mean Max.	65	73	106	183	238	262	315	313	264	205	138	72	186
		Mean Min.	- 1	- 7	22	88	126	177	242	240	186	130	41	- 6	103
		Highest	129	147	161	255	284	295	352	359	306	274	216	135	359
		Date	2	16	19	29	22	17	21	4	25	9	10	24	08/04
		Lowest	- 54	- 50	- 29	12	81	130	213	178	117	44	- 9	- 53	- 54
		Date	28	19	7	3	7	2	12	27	30	31	27	15	01/28
(0.1mm)	Precip.	00~24h Total	70	160	210	435	95	65	1215	2460	1080	1020	20	245	7075
		Highest. 1	25	110	50	175	60	35	810	750	455	760	10	175	810
		Daily	8	22	25	5	9	29	18	14	6	1	17	24	07/18
		Date	20	25	30	70	20	15	545	500	135	410	10	90	545
(0.1%)	Wind	Hourly	8	22	28	26	9	29	18	21	11	1	17	24	07/18
		Date	8	22	28	26	9	29	18	21	11	1	17	24	07/18
(0.1%)	Wind	Mean Speed	55	60	43	40	31	30	30	17	20	42	50	50	39
		Highest Gust Speed	205	197	162	179	152	156	123	123	174	201	204	193	205
		Dir.	NNW	NNW	NW	SSW	SE	SE	SSW	N	SSW	NNW	N	NNW	NNW
(0.1%)	Wind Directions Only	Date	20	20	2	5	9	6	2	30	11	29	18	24	01/20
		Hourly Occurrence Maximum Speed	113	87	81	64	98	72	22	99	58	102	154	113	154
		NNE	72	45	63	35	29	34	7	52	31	72	58	71	72
		NE	49	43	47	51	10	50	49	29	53	45	50	48	53
		ENE	54	50	56	60	58	50	52	54	88	62	54	51	88
		E	42	65	60	55	72	96	47	72	63	42	42	51	96
		ESE	37	41	42	69	91	97	50	76	75	78	41	41	97
		SE	30	38	28	85	67	103	49	79	46	86	27	34	103
		SSE	40	94	63	86	91	64	77	62	56	85	73	47	94
		S	49	128	65	116	73	68	87	56	83	60	48	81	128
		SSW	65	81	23	102	57	42	86	43	91	64	65	92	102
		SW	68	75	56	74	65	65	66	58	69	64	71	87	87
		WSW	69	60	86	68	62	62	48	46	41	37	61	75	86
		W	95	54	70	61	52	65	50	55	41	35	66	64	95
		WNW	139	96	129	86	90	78	40	60	56	47	114	122	139
		NW	147	161	114	88	68	63	48	64	78	157	138	145	161
		NNW	132	152	125	101	79	74	59	92	99	139	158	124	158
(0.1%)	Hourly Occurrence Percentage	CALM	17	13	20	17	28	85	238	614	440	28	14	11	126
		NNE	77	54	54	19	16	18	4	38	10	130	85	82	49
		NE	39	18	22	8	3	6	1	9	10	83	43	38	24
		ENE	57	13	13	25	3	14	4	3	33	83	44	34	27
		E	90	27	46	33	48	35	19	13	78	70	64	78	50
		ESE	31	33	19	15	31	58	22	42	46	43	44	40	35
		SE	50	79	83	63	141	125	51	69	98	152	121	123	96
		SSE	28	31	56	44	66	44	26	17	46	50	78	61	46
		S	8	25	26	81	101	65	112	62	19	15	40	31	49
		SSW	7	43	15	100	90	68	280	31	16	15	28	16	58
		SW	5	4	7	50	31	28	55	12	7	7	4	8	18
		WSW	8	21	11	63	65	36	29	24	7	11	18	11	25
		W	13	28	39	53	108	113	58	15	16	13	17	38	43
		WNW	17	22	51	50	74	86	36	8	11	12	15	31	35
		NW	65	39	108	149	87	107	17	4	24	12	72	46	61
		NNW	238	289	206	99	81	64	25	4	70	65	111	184	119
		N	249	260	226	132	28	49	20	35	69	211	201	169	138

Element		1	2	3	4	5	6	7	8	9	10	11	12		
Number of Days With Classified	Daily Max. Temp.	0.0													
		0.1 ~ 10.0	26	21	11							4	24	86	
		10.1 ~ 20.0	5	7	20	21	5	1				16	24	7	106
		20.1 ~ 30.0				9	26	29	8	10	28	15	2		127
	Daily Mean Temp.	30.1							23	21	2				46
		- 5.0												4	8
		- 4.9 ~ 0.0	3	1											
		0.1 ~ 10.0	28	27	31	3							19	27	135
	Daily Min. Temp.	10.1 ~ 20.0				26	25	9			3	25	11		99
		20.1				1	6	21	31	31	27	6			123
		- 15.0												2	5
		- 14.9 ~ - 5.0	2	1											
	Daily Max. Wind Speed	- 4.9 ~ 0.0	15	15	8								2	15	55
		0.1 ~ 10.0	14	12	23	20	7					10	27	14	127
		10.1				10	24	30	31	31	30	21	1		178
		0.1mm	6	6	7	6	3	4	8	9	6	7	3	6	71
	Daily Precip.	10.0mm		1		1				2	5	3	2	1	15
		30.0mm							1	3	2	1			7
		80.0mm							1						1
		100.0mm													
1.0mm		3	3	5	6	2	3	7	9	5	6	1	5	55	
Hourly Max. Precip.	6.0mm				1				2	4	3	1	1	12	
	10.0mm							2	4	2	1			9	
	20.0mm							1	2		1			4	
	30.0mm							1	1		1			3	
	0.5 ~ 3.3%							2	10	7				19	
Daily Max. Wind Speed	3.4 ~ 7.9%	9	7	11	9	18	18	12	11	15	13	10	10	143	
	8.0 ~ 13.8%	15	13	16	19	12	11	13	8	5	14	8	5	139	
	13.9%	7	8	4	2	1	1			1	4	12	16	56	
	1st	63	26	49	115	168	199	270	291	231	203	120	47		
Mean Temp.	2nd	21	38	65	138	172	212	273	265	228	169	80	14		
	3rd	19	42	79	150	197	236	285	266	215	139	79	38		
	(0.1 )														
Mean Max. Temp.	1st	97	50	91	167	223	238	300	337	268	236	175	89		
	2nd	48	89	115	182	236	268	312	304	264	198	123	49		
	3rd	51	81	112	200	254	280	331	300	262	183	115	77		
Mean Min. Temp.	1st	25	1	7	72	116	157	244	257	197	176	62	2		
	2nd	- 13	- 19	11	94	116	170	238	233	190	133	31	- 22		
	3rd	- 15	- 2	45	98	144	205	244	230	172	85	30	1		
Mean Wind Speed	1st	40	66	53	37	34	39	45	10	8	38	41	46		
	2nd	64	62	39	45	27	28	27	16	16	41	50	57		
	3rd	62	50	38	38	32	22	17	25	34	48	59	48		
Total Precip.	(0.1%)														
	1st	45	40	5	210	95		355	60	630	980	5	20		
	2nd	5	10	45	140		15	835	1455	435	40	15	40		
(0.1mm)	3rd	20	110	160	85		50	25	945	15			185		

2017

	Element	1	2	3	4	5	6	7	8	9	10	11	12				
(0.1 )	Air Temp.	Mean	12	19	56	134	180	213	271	263	210	154	74	9	133		
		Mean Max.	63	77	123	202	249	273	310	309	265	213	137	60	190		
		Mean Min.	-31	-30	-2	76	116	163	237	224	163	110	16	-37	84		
		Highest	132	150	185	279	310	317	353	365	291	281	212	132	365		
		Date	2	16	19	16	30	23	21	5	10	10	10	3	08/05		
		Lowest	-83	-67	-47	13	75	93	214	148	87	12	-27	-86	-86		
		Date	15	21	3	3	7	4	27	27	30	31	27	14	12/14		
(0.1mm)	Precip. Highest. 1	00~24h Total	95	305	315	625	130	340	1325	1745	1040	945	35	305	7205		
		Daily	25	170	110	325	50	105	270	940	480	680	15	180	940		
		Date	29	22	25	5	9	6	31	14	11	1	17	24	08/14		
		Hourly	15	35	25	70	20	65	230	230	150	285	15	75	285		
(0.1%)	Wind	Date	8	22	25	5	4	26	31	14	11	1	8	24	10/01		
		Mean Speed	27	33	24	28	27	29	25	29	20	18	24	23	26		
		Highest Gust Speed Dir.	181	201	151	162	200	196	141	148	176	173	162	169	201		
(0.1%)	Wind Directions Only	Date	30	19	6	19	26	6	26	13	15	1	18	24	02/19		
		Hourly Occurrence Maximum Speed	5		5	40	42	17	26	36	27	27	60	8	60		
		NNE		14	11	73	90	73	65	70	102	72	60	66	102		
		NE	9	7	18	76	109	126	80	96	99	103	67	85	126		
		ENE			21	62	57	45	52	41	42	100	31	25	100		
		E	51	48	30	56	43	25	58	46	24	23	29	46	58		
		ESE	61	102	77	58	34	17	46	45	55	39	22	36	102		
		SE	33	109	31	49	32	17	37	33	45	25	10	31	109		
		SSE	18	83	21	48	26	6	38	27	19	22	14	10	83		
		S	7	60	24	29	38	39	28	25	29	30	28	33	60		
		SSW	31	58	36	74	60	56	46	58	57	51	66	65	74		
		SW	10	16	12	67	70	57	41	47	53	85	82	74	85		
		WSW	29	22	27	58	47	45	31	41	42	44	51	44	58		
		W	57	58	60	33	15	9	22	16	25	15	28	14	60		
		WNW	89	90	77	65	27	13	19	10	22	12			90		
		NW	58	87	56	54	23	15	14	7	5	7		5	87		
		NNW	8	21	17	13	23	17	11	13	19	5	4	4	23		
		(0.1%)	Hourly Occurrence Percentage	N	74	54	93	60	62	103	101	116	231	211	118	97	110
				CALM	1		1	4	16	4	3	5	10	16	4	1	6
				NNE		4	1	39	91	89	112	111	93	58	31	9	53
				NE	3	4	7	144	172	253	218	301	192	90	75	69	128
				ENE			8	96	136	75	58	47	75	116	122	124	72
				E	11	15	12	51	50	24	50	35	32	58	78	51	39
				ESE	82	58	50	19	4	1	77	28	3	4	3	7	28
				SE	67	52	50	25	8	10	54	12	8	8	1	4	25
				SSE	43	61	69	14	4	1	27	8	7	9	4	1	21
				S	3	24	52	24	16	24	26	19	28	43	28	30	26
				SSW	3	18	39	218	192	188	133	131	144	156	169	250	137
				SW	4	1	12	174	173	170	76	127	131	172	318	308	139
WSW	16			12	11	53	51	38	27	45	33	44	46	40	35		
W	141			147	173	25	5	8	20	8	8	8	3	7	46		
WNW	474			507	367	40	13	4	9	3	1	3			117		
NW	74	36	46	11	3	4	4	1	1	3		1	15				
NNW	4	6	9	3	3	4	4	3	3	1			3				



Element		1	2	3	4	5	6	7	8	9	10	11	12		
Number of Days With Classified	Daily Max. Temp.	0.0	2	1										1	4
		0.1 ~ 10.0	22	18	7								6	25	78
		10.1 ~ 20.0	7	9	24	15	2	1				10	23	5	96
		20.1 ~ 30.0				15	27	24	10	9	30	21	1		137
		30.1					2	5	21	22					50
	Daily Mean Temp.	- 5.0													
		- 4.9 ~ 0.0	13	7	1									12	33
		0.1 ~ 10.0	18	21	30	3						2	26	19	119
		10.1 ~ 20.0				27	23	9		1	6	25	4		95
		20.1					8	21	30	30	24	4			117
	Daily Min. Temp.	- 15.0													
		- 14.9 ~ - 5.0	9	6										9	24
		- 4.9 ~ 0.0	16	19	20								12	20	87
		0.1 ~ 10.0	6	3	11	21	10	1			1	14	18	2	87
		10.1				9	21	29	31	31	29	17			167
	Daily Precip.	0.1mm	7	8	10	7	5	7	15	10	6	7	3	9	94
		10.0mm		1	1	2		1	5	3	2	1		1	17
		30.0mm				1					2	2	1		6
		80.0mm								1					1
		100.0mm													
Hourly Max. Precip.	1.0mm	3	5	7	6	4	8	12	6	6	7	2	4	70	
	6.0mm				1		1	6	2	2	2		1	15	
	10.0mm							3	2	2	2			9	
	20.0mm							1	1		1			3	
	30.0mm														
Daily Max. Wind Speed	0.5 ~ 3.3%														
	3.4 ~ 7.9%	8	8	11	4	9	4	13	13	12	16	11	15	124	
	8.0 ~ 13.8%	18	14	17	19	20	24	16	16	15	13	16	12	200	
	13.9%	5	6	3	7	2	2	2	2	3	2	3	4	41	
10 - Day Summary	Mean Temp. (0.1 )	1st	47	8	36	119	166	194	265	283	219	194	105	22	
		2nd	- 8	25	60	137	176	213	269	255	212	148	58	- 13	
		3rd	- 3	26	69	147	195	231	277	251	199	123	58	16	
	Mean Max. Temp. (0.1 )	1st	101	51	99	189	227	255	295	334	265	241	176	78	
		2nd	43	91	142	200	250	281	310	293	266	201	120	33	
		3rd	47	91	128	216	268	283	323	302	263	199	115	67	
	Mean Min. Temp. (0.1 )	1st	3	- 27	- 19	66	111	137	236	246	180	157	43	- 25	
		2nd	- 46	- 37	- 5	82	108	159	234	226	160	110	5	- 57	
		3rd	- 50	- 26	17	80	127	194	240	204	149	68	- 1	- 28	
	Mean Wind Speed (0.1%)	1st	24	32	31	28	35	32	28	28	17	23	22	23	
		2nd	27	33	21	29	23	30	18	36	24	14	23	23	
		3rd	30	34	21	26	24	24	28	23	21	18	26	24	
Total Precip. (0.1mm)	1st	40	75	35	410	120	140	700	15	525	860	15	60		
	2nd	20	60	80	180	10	50	355	1160	480	85	20	60		
	3rd	35	170	200	35		150	270	570	35			185		

Element		1	2	3	4	5	6	7	8	9	10	11	12					
(0.1 )	Air Temp.	Mean	23	29	64	137	182	218	273	266	215	162	83	20	139			
		Mean Max.	73	83	125	201	248	276	312	313	269	215	142	71	194			
		Mean Min.	-22	-22	5	79	122	169	241	227	172	120	31	-24	92			
		Highest	143	141	185	262	309	318	347	357	301	281	209	134	357			
		Date	2	16	19	16	30	17	20	5	25	9	10	3	08/05			
		Lowest	-78	-66	-38	12	85	111	207	158	115	37	-17	-74	-78			
		Date	15	21	3	3	6	4	27	30	29	31	27	14	01/15			
(0.1mm)	Precip.	00~24h Total	100	270	250	540	130	160	1530	1905	885	695	15	345	6825			
		Highest. 1	Daily	30	140	80	170	75	55	620	905	420	440	15	165	905		
			Date	20	22	20	5	9	6	6	14	11	1	3	24	08/14		
		Hourly	15	25	35	90	30	20	325	270	110	100	15	65	325			
		Date	30	22	20	26	9	30	6	14	11	1	3	24	07/06			
(0.1%)	Wind	Mean Speed	19	20	19	18	18	18	16	16	17	17	17	16	18			
		Highest Gust Speed	112	112	110	103	100	92	91	99	81	127	114	100	127			
		* Dir.	WSW	W	SSW	W	WSW	W	WNW	SW	SE	SSW	WSW	WNW	SSW			
		Date	20	6	2	1	26	2	31	20	15	29	23	24	10/29			
(0.1%)	Wind Directions Only	Hourly Occurrence Maximum Speed	NNE	51	37	48	36	48	39	27	41	54	45	41	39	54		
			NE	60	48	43	36	48	31	34	41	41	46	48	49	60		
			ENE	35	38	30	28	25	32	30	31	30	36	36	27	38		
			E	29	27	28	31	36	33	19	30	24	27	34	29	36		
			ESE	29	34	26	24	47	45	23	38	38	21	36	38	47		
			SE	33	29	31	31	33	35	28	34	42	35	38	35	42		
			SSE	33	31	25	29	27	33	32	27	23	32	34	34	34		
			S	33	34	35	29	36	28	39	30	24	40	47	30	47		
			SSW	41	50	35	39	40	31	36	34	25	43	35	43	50		
			SW	43	46	42	44	39	33	38	53	35	46	45	41	53		
			WSW	53	45	56	50	41	41	33	33	33	40	46	48	56		
			W	61	52	53	57	52	39	27	36	35	39	58	47	61		
			WNW	33	32	39	47	35	35	30	38	29	35	31	31	47		
			NW	30	43	41	43	30	37	25	25	25	36	37	31	43		
			NNW	15	24	41	27	28	27	23	26	27	33	24	19	41		
			N	34	24	29	28	18	28	19	28	36	36	22	23	36		
			(0.1%)	Hourly Occurrence Percentage	CALM	43	46	74	60	54	19	58	27	54	50	88	97	56
					NNE	177	137	187	148	230	203	80	187	260	278	228	207	194
					NE	175	101	114	84	70	94	50	125	175	159	115	143	117
					ENE	71	51	40	14	34	32	19	50	65	83	47	52	47
					E	40	39	15	25	20	35	18	50	35	20	38	44	31
					ESE	40	36	20	22	27	47	24	51	39	17	42	43	34
					SE	44	19	12	11	26	40	35	36	22	23	29	46	29
					SSE	32	37	19	22	23	29	54	39	11	12	33	32	29
					S	34	37	36	38	56	38	82	34	24	23	46	46	41
					SSW	47	76	30	57	56	57	201	55	28	24	29	36	58
					SW	62	94	54	116	81	67	182	54	31	30	43	73	73
					WSW	71	128	106	130	63	61	56	59	43	23	76	73	74
W	67	101			134	120	114	121	41	69	61	38	74	46	82			
WNW	34	30			51	68	60	56	50	48	32	51	32	22	45			
NW	22	21			48	46	31	50	22	42	35	51	22	9	33			
NNW	7	12	23	22	32	21	19	28	29	40	25	5	22					
N	34	36	36	18	23	31	8	47	57	78	33	26	36					

Element		1	2	3	4	5	6	7	8	9	10	11	12		
Number of Days With Classified	Daily Max. Temp.	0.0	1												1
		0.1 ~ 10.0	22	19	6								3	25	75
		10.1 ~ 20.0	8	9	25	15	2					9	25	6	99
		20.1 ~ 30.0				15	28	23	10	9	29	22	2		138
		30.1					1	7	20	22	1				51
	Daily Mean Temp.	-5.0												8	20
		-4.9 ~ 0.0	8	4											8
		0.1 ~ 10.0	23	24	30	3						2	23	23	128
		10.1 ~ 20.0			1	27	24	9			3	25	7		96
	Daily Min. Temp.	20.1					7	21	30	31	27	4			120
		-15.0												5	18
		-14.9 ~ -5.0	9	4										2	22
		-4.9 ~ 0.0	16	18	15										73
	Daily Precip.	0.1 ~ 10.0	6	6	16	22	5					10	28	4	97
		10.1				8	26	30	30	31	30	21			176
		0.1mm	10	9	9	9	4	7	12	11	6	7	1	9	94
		10.0mm		1		2				4	6	3	2	1	19
	Hourly Max. Precip.	30.0mm							2	1	1	1			5
		80.0mm								1					1
		100.0mm													
		1.0mm	4	4	7	9	3	6	10	9	5	7	1	5	70
6.0mm					2			4	5	1	1		1	14	
Daily Max. Wind Speed	10.0mm							2	4	1	1			8	
	20.0mm							2	1					3	
	30.0mm							1						1	
	0.5 ~ 3.3%	23	15	18	22	27	26	29	30	29	29	21	23	292	
10 - Day Summary	Mean Temp.	3.4 ~ 7.9%	8	13	13	8	4	4	1	1	1	2	9	8	72
		8.0 ~ 13.8%													
		13.9%													
	Mean Max. Temp.	1st	60	19	45	122	169	200	264	285	224	197	115	33	
		2nd	4	32	69	140	179	217	270	260	216	157	67	-1	
		3rd	6	36	76	149	198	238	283	255	206	135	67	28	
	Mean Min. Temp.	1st	111	61	104	187	233	256	296	337	271	241	180	87	
		2nd	54	97	142	198	245	283	313	300	269	203	125	45	
		3rd	57	94	131	218	266	289	325	304	268	202	122	79	
	Mean Wind Speed	1st	12	-16	-15	68	116	148	243	247	190	160	58	-14	
		2nd	-37	-31	5	84	114	160	233	228	166	119	22	-43	
		3rd	-39	-18	25	84	134	199	248	209	161	83	14	-17	
Total Precip.	1st	19	22	20	17	19	19	17	16	16	17	16	15		
	2nd	20	19	19	19	17	18	14	15	17	17	19	16		
	3rd	19	20	19	19	18	16	16	17	18	19	18	16		
(0.1mm)	1st	30	75	30	210	130	70	760	55	415	640	15	90		
	2nd	30	55	80	220		35	430	1400	420	55		90		
	3rd	40	140	140	110		55	340	450	50			165		

		Element	1	2	3	4	5	6	7	8	9	10	11	12			
(0.1 )	Air Temp.	Mean	1	13	49	124	176	215	269	256	202	146	61	- 2	126		
		Mean Max.	59	75	128	207	259	286	317	313	272	215	141	58	194		
		Mean Min.	- 48	- 43	- 23	48	101	159	236	212	145	90	- 9	- 54	68		
		Highest	134	139	199	296	323	336	348	365	302	292	211	139	365		
		Date	8	16	19	16	29	23	21	5	1	10	7	3	08/05		
		Lowest	- 104	- 83	- 65	- 28	50	98	204	138	62	- 18	- 59	- 114	- 114		
		Date	26	19	7	3	7	4	27	31	30	31	27	14	12/14		
(0.1mm)	Precip.	00~24h Total	100	295	180	435	185	1025	1665	2555	1555	695	20	360	9070		
		Highest. 1	45	130	75	215	105	850	455	475	905	425	20	250	905		
		Daily	22	22	25	5	9	26	31	20	11	1	3	24	09/11		
		Date	22	20	25	25	9	26	31	12	11	2	3	24	06/26		
(0.1%)	Wind	Mean Speed	14	18	14	15	12	12	14	12	9	10	12	13	13		
		Highest Gust Speed	112	116	108	113	88	124	86	109	81	106	101	102	124		
		* Dir.	NNW	S	N	SSW	WSW	WSW	SW	WSW	NE	N	N	SW	WSW		
(0.1%)	Wind Directions Only	Date	20	19	6	14	28	25	2	20	17	29	18	24	06/25		
		Hourly Occurrence Maximum Speed	45	41	35	41	31	34	12	45	34	45	47	48	48		
		NNE	26	25	36	28	18	43	27	36	21	38	45	33	45		
		NE	20	20	27	32	21	13	19	28	33	27	21	26	33		
		ENE	20	19	34	21	44	22	32	23	37	29	19	27	44		
		E	33	22	39	36	44	34	29	34	27	38	20	24	44		
		ESE	19	26	28	39	47	46	26	53	35	35	29	13	53		
		SE	14	28	25	31	40	49	32	52	38	12	22	12	52		
		SSE	7	62	29	44	27	46	42	38	36	9	27	16	62		
		S	18	74	22	66	42	47	53	40	31	12	48	26	74		
		SSW	32	48	36	65	50	34	43	34	21	12	46	29	65		
		SW	20	75	59	65	46	48	41	61	37	8	44	64	75		
		WSW	32	44	54	44	25	19	18	14	11	12	19	39	54		
		W	39	28	42	37	27	20	13	16	11	14	36	40	42		
		WNW	52	46	45	41	31	25	14	18	22	41	45	42	52		
		NW	56	53	48	39	36	33	15	25	25	40	45	46	56		
		NNW	48	48	56	42	37	36	30	41	41	43	53	52	56		
		N	308	219	242	226	277	264	251	280	424	410	344	333	299		
		(0.1%)	Hourly Occurrence Percentage	CALM	70	46	34	29	16	29	2	32	55	94	81	77	47
				NNE	38	31	30	28	28	21	9	22	37	42	33	58	32
				NE	38	27	66	54	46	47	36	39	68	54	51	42	47
				ENE	46	31	70	56	74	54	33	55	50	62	50	69	55
				E	24	27	28	25	48	33	43	47	35	24	28	23	32
				ESE	5	9	15	17	35	35	49	58	14	15	15	11	23
				SE	8	10	9	22	39	56	30	54	22	8	10	8	23
				SSE	7	16	13	17	27	42	67	46	29	5	15	11	24
				S	17	33	19	46	35	31	173	63	24	8	14	9	38
SSW	20			12	19	60	42	33	97	57	17	8	17	16	33		
SW	17			25	34	89	62	60	106	59	20	9	19	17	43		
WSW	15			15	28	39	30	26	33	18	10	5	11	11	20		
W	26			21	50	40	52	46	17	18	10	9	44	16	29		
WNW	95			100	129	97	90	76	27	29	36	28	39	66	68		
NW	188	262	140	106	67	81	17	55	63	75	107	130	108				
NNW	78	116	75	50	32	67	9	69	85	142	121	103	79				

Element		1	2	3	4	5	6	7	8	9	10	11	12		
Number of Days With Classified	Daily Max. Temp.	0.0	2	1										1	4
		0.1 ~ 10.0	23	17	7								4	26	77
		10.1 ~ 20.0	6	10	24	13	2	1				11	24	4	95
		20.1 ~ 30.0				17	26	19	8	8	27	20	2		127
		30.1					3	10	18	21	1				53
	Daily Mean Temp.	- 5.0													
		- 4.9 ~ 0.0	18	6	1									18	43
		0.1 ~ 10.0	13	22	30	4						2	26	13	110
		10.1 ~ 20.0				26	27	8		1	13	26	4		105
	Daily Min. Temp.	20.1					4	22	26	28	16	3			99
		- 15.0													
		- 14.9 ~ - 5.0	14	13	7								2	20	56
		- 4.9 ~ 0.0	15	13	17	3						1	18	10	77
	Daily Precip.	0.1 ~ 10.0	2	2	7	27	16	1			3	18	10	1	87
		10.1					15	29	26	29	25	12			136
		0.1mm	6	6	7	6	5	5	17	13	6	6	1	8	86
		10.0mm		1		1	1	1	5	7	4	1		1	22
	Hourly Max. Precip.	30.0mm							1	2	5	2	1		11
		80.0mm						1			1				2
		100.0mm													
		1.0mm	2	4	5	5	3	5	14	13	5	6	1	4	67
6.0mm							2	8	7	3	2		1	23	
Daily Max. Wind Speed	10.0mm						1	2	6	1				10	
	20.0mm						1	2	3	1				7	
	30.0mm						1	2	1					4	
	0.5 ~ 3.3%	3						1	1	2	6	4	3	20	
Daily Max. Wind Speed	3.4 ~ 7.9%	22	20	24	25	28	27	22	24	25	21	20	20	278	
	8.0 ~ 13.8%	6	8	7	5	3	3	3	4	1	4	6	8	58	
	13.9%														
10 - Day Summary	Mean Temp.	1st	38	5	29	113	163	195	264	280	212	184	93	3	
		2nd	- 19	17	50	126	171	215		249	202	143	49	- 20	
		3rd	- 14	19	67	135	193	236	276	237	191	114	41	10	
	Mean Max. Temp.	1st	103	52	104	194	237	262	302	342	274	241	180	66	
		2nd	42	88	148	203	259	298		300	272	200	126	35	
		3rd	36	90	131	224	279	297	328	296	271	205	118	71	
	Mean Min. Temp.	1st	- 18	- 34	- 42	42	94	138	238	233	165	141	17	- 58	
		2nd	- 64	- 56	- 36	58	91	145		215	140	92	- 16	- 68	
		3rd	- 62	- 38	6	45	118	193	241	185	128	43	- 28	- 39	
	Mean Wind Speed	1st	10	19	17	14	13	15	22	10	7	9	10	11	
		2nd	17	19	12	17	11	11		11	11	10	13	14	
		3rd	15	15	13	15	12	11	10	16	9	10	15	13	
Total Precip.	1st	5	35	45	240	170	75	800	55	520	630	20	70		
	2nd	15	130	40	140			295	1580	905	65		35		
	3rd	80	130	95	55	15	950	570	920	130			255		

Element		1	2	3	4	5	6	7	8	9	10	11	12			
(0.1 )	Air Temp.	Mean	25	27	62	132	176	214	270	261	214	160	78	17	136	
		Mean Max.	79	88	134	205	257	281	314	316	274	223	148	76	200	
		Mean Min.	-23	-27	-4	63	102	159	236	219	165	113	14	-34	82	
		Highest	145	158	193	264	317	331	357	372	308	296	223	146	372	
		Date	29	16	19	16	30	19	20	5	10	10	10	23	08/05	
		Lowest	-68	-78	-57	-12	56	85	194	138	85	42	-27	-69	-78	
		Date	28	19	7	3	7	4	27	27	30	31	25	2	02/19	
(0.1mm)	Precip.	00~24h Total	90	340	295	505	130	280	1225	1915	955	885	10	305	6935	
		Highest.	1 Daily	45	150	80	260	45	115	505	740	675	530	10	170	740
			Date	8	22	20	5	9	6	6	14	6	1	17	24	08/14
			Hourly	25	30	35	80	25	35	250	355	200	135	5	90	355
(0.1%)	Wind	Mean Speed	27	31	23	24	18	18	18	16	15	17	19	20	21	
		Highest Gust Speed	160	161	159	131	118	106	106	118	117	153	148	169	169	
(0.1%)	Wind	Dir.	NNW	NNW	NNW	S	NW	S	S	SSE	SW	NNW	NNW	NW	NW	
		Date	20	20	6	14	26	6	2	20	11	29	18	16	12/16	
(0.1%)	Wind Directions Only	Hourly Occurrence Maximum Speed	NNE	69	65	77	70	52	33	30	39	38	55	74	66	77
			NE	23	21	23	34	16	17	8	21	31	23	13	13	34
			ENE	18	6	21	25	30	13	16	12	20	18	9	6	30
			E	25	6	17	25	26	8	18	17	21	17	8		26
			ESE	16	31	12	21	29	10	13	33	27	24	7	6	33
			SE	31	40	23	42	57	49	22	44	40	42	8		57
			SSE	34	49	34	64	52	57	45	59	42	59	43	37	64
			S	26	52	43	63	51	42	62	37	63	74	44	32	74
			SSW	21	88	47	96	48	51	60	48	62	60	44	34	96
			SW	29	60	43	59	38	43	52	44	59	34	25	42	60
			WSW	21	30	35	34	36	29	32	30	20	22	38	36	38
			W	23	32	41	41	39	33	22	32	20	22	34	26	41
			WNW	21	32	30	38	31	30	20	36	24	23	21	36	38
			NW	81	51	66	54	56	48	32	46	40	35	72	67	81
			NNW	93	90	78	71	67	52	52	51	59	90	63	89	93
			N	80	97	86	61	54	45	21	41	43	74	74	69	97
			(0.1%)	Wind Directions Only	Hourly Occurrence Percentage	CALM	74	92	106	110	172	160	160	167	156	108
NNE	202	147				121	85	58	57	7	69	126	248	153	128	117
NE	19	7				19	14	7	17	1	15	39	46	10	1	16
ENE	7	1				12	13	3	4	4	1	21	22	6	1	8
E	11	3				4	11	7	3	8	5	19	22	1		8
ESE	8	6				7	11	16	4	9	9	31	18	10	3	11
SE	3	12				8	18	42	35	16	71	49	7	6		22
SSE	7	30				13	79	95	115	87	164	61	39	17	5	60
S	5	15				20	39	59	61	122	52	22	18	21	8	37
SSW	8	43				13	83	62	71	284	46	38	18	13	13	58
SW	11	7				32	79	47	75	120	54	35	19	13	16	43
WSW	7	10				28	36	42	31	55	27	14	18	21	13	25
W	15	7				26	40	43	22	31	26	14	12	10	9	21
WNW	16	16				16	10	19	15	8	27	8	7	8	17	14
NW	30	31				82	47	63	46	14	44	25	13	25	19	37
NNW	176	189				190	136	116	135	43	79	121	116	142	132	131
N	403	381				302	189	151	150	30	144	222	271	300	335	239

Element		1	2	3	4	5	6	7	8	9	10	11	12		
Number of Days With Classified	Daily Max. Temp.	0.0													
		0.1 ~ 10.0	21	17	5							3	22	68	
		10.1 ~ 20.0	10	11	26	13	2	1				6	25	9	103
		20.1 ~ 30.0				17	28	18	11	9	29	25	2		139
	30.1					1	11	20	22	1				55	
	Daily Mean Temp.	-5.0													
		-4.9 ~ 0.0	10	3	1									7	21
		0.1 ~ 10.0	21	25	29	3						1	24	24	127
		10.1 ~ 20.0			1	27	26	8			3	26	6		97
	20.1					5	22	30	31	27	4			119	
	Daily Min. Temp.	-15.0													
		-14.9 ~ -5.0	7	3	2									11	23
		-4.9 ~ 0.0	17	22	17	3							11	18	88
		0.1 ~ 10.0	7	3	12	21	15	1			1	12	19	2	93
	10.1				6	16	29	31	31	29	19			161	
	Daily Precip.	0.1mm	6	8	9	5	5	6	9	11	6	6	1	9	81
		10.0mm		1		1		1	4	6	2	2		1	18
		30.0mm							1	3	1	1			6
		80.0mm													
		100.0mm													
	Hourly Max. Precip.	1.0mm	3	6	7	5	5	5	8	9	4	6		7	65
6.0mm					1			4	5	2	1		1	14	
10.0mm								3	4	2	1			10	
20.0mm								1	2	1				4	
30.0mm									1					1	
Daily Max. Wind Speed	0.5 ~ 3.3%									1				1	
	3.4 ~ 7.9%	13	7	17	12	22	20	25	27	25	24	17	14	223	
	8.0 ~ 13.8%	15	18	11	18	9	10	6	4	4	5	11	15	126	
	13.9%	3	3	3							2	2	2	15	
10 - Day Summary	Mean Temp.	1st	60	20	43	119	163	197	262	281	221	196	109	27	
		2nd	4	29	65	134	171	213	267	255	218	159	61	-1	
		3rd	11	33	78	143	192	232	279	250	203	129	63	23	
	Mean Max. Temp.	1st	115	65	111	191	241	258	289	342	276	250	187	93	
		2nd	57	101	152	201	250	293	316	302	271	212	131	49	
		3rd	67	103	138	223	277	294	335	306	275	209	127	85	
	Mean Min. Temp.	1st	10	-15	-24	59	94	139	235	237	180	154	40	-25	
		2nd	-42	-40	-11	68	96	150	233	219	169	118	1	-47	
		3rd	-35	-26	21	63	115	189	241	202	147	70	1	-30	
	Mean Wind Speed	1st	21	34	28	25	19	23	26	15	11	17	18	17	
		2nd	30	31	20	27	17	17	15	17	19	17	20	22	
		3rd	29	28	21	20	17	13	15	18	15	18	20	20	
	Total Precip.	1st	50	115	20	330	115	170	895	200	730	815		70	
		2nd	15	75	80	175	15	30	205	1030	210	70	10	55	
		3rd	25	150	195				80	125	685	15		180	

Element		1	2	3	4	5	6	7	8	9	10	11	12		
Air Temp. (0.1 )	Mean	28	34	71	141	183	213	265	262	214	164	86	22	140	
	Mean Max.	75	89	131	206	250	266	309	308	268	219	150	76	196	
	Mean Min.	- 18	- 17	11	79	117	161	229	223	168	117	24	- 32	89	
	Highest	146	151	183	278	321	320	357	360	296	288	209	137	360	
	Date	2	20	19	30	29	18	24	6	17	10	10	24	08/06	
	Lowest	- 66	- 69	- 44	6	80	104	181	146	82	37	- 20	- 65	- 69	
	Date	28	19	7	2	27	4	27	27	30	31	25	14	02/19	
Precip. (0.1mm)	00~24h Total		55	305	50	350	295	1550	1790	1875	455	430	10	110	7275
	Highest. 1	Daily	25	165	15	155	115	605	1235	690	260	180	10	80	1235
		Date	29	22	28	5	24	6	6	14	6	1	17	24	07/06
		Hourly Date	15	40	15	45	115	445	520	625	125	110	5	45	625
Wind (0.1%)	Mean Speed		23	27	20	22	19	19	15	16	15	16	18	20	19
	Highest Gust Speed		140	135	128	127	109	98	90	81	129	114	108	113	140
	Dir.		N	NNW	N	NNE	N	N	SSE	SW	SW	N	NE	NNW	N
Wind Directions Only (0.1%)	Date		20	20	6	11	26	3	8	24	11	29	18	26	01/20
	Hourly Occurrence Maximum Speed		40	27	37	50	38	29	25	22	29	28	23	29	50
	NNE		27	29	25	44	21	23	22	27	35	35	25	20	44
	NE		35	26	28	45	41	28	25	34	43	36	25	23	45
	ENE		29	29	27	47	27	22	24	28	32	30	26	5	47
	E		36	28	31	41	38	45	30	36	29	31	30	18	45
	ESE		31	48	52	50	50	61	45	42	40	45	43	40	61
	SE		21	54	57	64	55	54	53	44	40	41	31	40	64
	SSE		19	35	57	67	50	43	38	50	31	67	26	26	67
	S		31	64	36	30	30	50	39	42	26	28	37	14	64
	SSW		25	61	43	44	22	28	39	48	52	21	30	52	61
	SW		19	50	25	25	26	27	24	41	25	31	20	27	50
	WSW		32	37	32	30	34	25	26	37	45	32	30	26	45
	W		34	33	29	29	39	34	21	33	31	30	27	24	39
WNW		43	41	43	39	36	31	26	25	28	36	44	35	44	
NW		63	64	65	50	58	43	29	36	38	65	61	53	65	
NNW		60	63	68	69	54	55	40	41	49	49	71	66	71	
N		55	67	129	96	145	160	185	116	182	190	211	163	142	
Hourly Occurrence Percentage (0.1%)	CALM		23	18	32	21	36	18	24	22	15	11	18	24	22
	NNE		9	12	13	26	12	13	13	11	24	28	11	12	15
	NE		9	9	13	25	22	19	26	48	65	74	17	12	28
	ENE		20	18	15	18	22	14	28	35	33	42	10	1	21
	E		17	19	28	26	32	46	51	50	29	39	8	8	30
	ESE		23	31	60	78	93	163	148	121	56	46	25	23	72
	SE		17	46	62	103	89	97	113	112	88	42	15	9	66
	SSE		15	15	30	32	22	39	60	51	17	35	10	8	28
	S		31	16	32	28	44	50	44	24	47	43	42	19	35
	SSW		43	19	39	51	28	49	70	35	57	59	28	44	44
	SW		13	15	23	33	34	26	38	26	19	40	13	11	24
	WSW		54	27	39	33	17	17	13	56	65	82	58	30	41
	W		67	49	67	51	32	35	15	65	63	73	78	60	55
	WNW		112	107	89	74	74	56	30	54	78	40	106	102	76
NW		360	388	212	201	164	97	60	99	111	103	201	324	192	
NNW		130	143	116	103	134	102	81	77	51	54	150	149	107	
N															



Element		1	2	3	4	5	6	7	8	9	10	11	12			
Number of Days With Classified	Daily Max. Temp.	0.0		1											1	
		0.1 ~ 10.0	24	15	6								2	24	71	
		10.1 ~ 20.0	7	12	25	14	4					8	25	7	102	
		20.1 ~ 30.0				16	24	28	14	11	30	23	3			149
		30.1					3	2	17	20						42
	Daily Mean Temp.	-5.0														
		-4.9 ~ 0.0	7	3											5	15
		0.1 ~ 10.0	24	25	30	2							20	26	127	
		10.1 ~ 20.0			1	28	26	6			3	25	10			99
	Daily Min. Temp.	20.1					5	24	31	31	27	6				124
		-15.0														
		-14.9 ~ -5.0	6	3											8	17
		-4.9 ~ 0.0	16	21	12									9	20	78
	Daily Precip.	0.1 ~ 10.0	9	4	19	20	4				1	13	21	3	94	
		10.1				10	27	30	31	31	29	18				176
		0.1mm	4	6	4	5	6	7	11	9	6	7	1	5	71	
		10.0mm		1		2	1	4	3	5	1	2				19
	Hourly Max. Precip.	30.0mm						2	1	2						5
		80.0mm							1							1
		100.0mm							1							1
1.0mm		3	5	1	5	5	7	8	8	3	4		2	51		
6.0mm						1	4	3	5	1	2				16	
Daily Max. Wind Speed	10.0mm					1	4	2	2	1	1				11	
	20.0mm						2	1	2						5	
	30.0mm						2	1	1						4	
	0.5 ~ 3.3%									1		1			2	
Daily Max. Wind Speed	3.4 ~ 7.9%	16	9	21	16	26	24	27	29	25	28	17	16	254		
	8.0 ~ 13.8%	14	19	10	14	5	6	4	2	4	3	12	15	108		
	13.9%	1													1	
10 - Day Summary	Mean Temp.	1st	66	26	52	130	166	204	256	281	221	200	120	30		
		2nd	9	37	77	142	187	209	264	255	219	162	71	4		
		3rd	12	39	83	150	195	226	273	252	202	134	67	32		
	Mean Max. Temp.	1st	112	65	111	188	222	267	289	330	264	245	187	90		
		2nd	57	106	150	206	257	265	313	292	275	208	133	54		
		3rd	58	97	133	224	268	266	322	303	264	206	130	85		
	Mean Min. Temp.	1st	18	-6	-5	73	113	145	230	242	180	161	55	-30		
		2nd	-38	-30	5	87	112	149	227	224	172	124	12	-48		
		3rd	-32	-14	30	75	124	189	230	206	152	72	5	-18		
	Mean Wind Speed	1st	20	29	25	24	20	22	15	16	12	15	17	17		
		2nd	25	27	18	23	18	21	13	17	18	16	20	22		
		3rd	25	24	18	17	20	15	16	16	16	16	17	21		
Total Precip.	1st	10	50	10	260	155	775	1505	140	295	365		15			
	2nd	15	90	15	90	25	130	270	1470	95	60	10	10			
	3rd	30	165	25		115	645	15	265	65	5		85			

Element		1	2	3	4	5	6	7	8	9	10	11	12				
(0.1 )	Air Temp.	Mean	- 2	9	46	122	165	203	262	251	195	140	52	- 7	120		
	Mean Max.	63	79	128	207	251	276	311	311	268	218	142	61	193			
	Mean Min.	- 56	- 52	- 28	43	80	136	224	204	139	88	- 16	- 67	58			
	Highest	134	145	195	277	317	325	346	375	295	285	209	138	375			
	Date	2	16	19	16	30	18	21	6	9	9	10	23	08/06			
	Lowest	- 108	- 92	- 75	- 29	31	56	176	120	50	- 20	- 60	- 123	- 123			
	Date	26	19	7	3	7	4	27	27	30	31	27	14	12/14			
(0.1mm)	Precip.	00~24h Total	130	365	465	880	215	690	1775	2075	990	945	40	340	8910		
		Highest. 1	Daily	40	195	180	580	90	280	495	1140	430	625	10	240	1140	
	Date	20	22	25	5	9	11	6	14	11	1	17	24	08/14			
	Hourly	Date	15	30	30	105	20	245	400	330	170	195	10	80	400		
(0.1%)	Wind	Mean Speed	14	16	13	14	12	12	9	11	10	9	12	13	12		
		Highest Gust Speed	100	105	101	105	99	82	85	70	123	109	112	95	123		
(0.1%)	Wind	Dir.	NNW	NNE	N	W	NNE	ENE	NE	NE	WNW	ESE	ENE	N	WNW		
		Date	30	20	7	14	26	12	28	13	14	29	23	11	09/14		
Wind Directions Only	Hourly Occurrence Maximum Speed	NNE	52	46	54	51	42	31	20	31	33	40	49	45	54		
		NE	46	45	41	50	58	44	41	41	58	43	44	45	58		
		ENE	48	41	53	47	59	49	36	39	55	38	38	29	59		
		E	39	35	19	21	26	31	27	21	19	41	27	22	41		
		ESE	25	30	13	12	26	22	24	14	14	15	19	18	30		
		SE	32	26	25	29	22	17	15	14	15	27	26	25	32		
		SSE	30	28	21	18	19	28	16	17	19	15	29	18	30		
		S	26	27	27	28	29	21	30	24	22	24	19	18	30		
		SSW	25	38	43	53	36	37	39	38	35	14	40	28	53		
		SW	40	48	42	62	36	32	32	29	29	20	45	38	62		
		WSW	42	40	46	43	39	34	31	30	25	28	43	36	46		
		W	29	47	33	39	37	31	26	23	16	24	35	29	47		
		WNW	12	20	43	23	31	23	22	19	15	25	37	17	43		
		NW	31	21	22	22	25	23	14	21	18	23	32	22	32		
		NNW	31	24	22	26	32	24	22	21	22	18	33	20	33		
		N	36	33	39	38	31	29	22	29	19	31	37	34	39		
		(0.1%)	Hourly Occurrence Percentage	CALM	218	168	288	274	331	274	402	245	328	353	285	237	284
				NNE	136	156	79	58	62	42	13	31	42	67	107	159	79
				NE	97	97	69	50	55	74	50	82	93	66	65	74	72
				ENE	66	57	46	67	51	74	48	120	57	63	49	39	61
E	16			28	22	11	19	24	20	26	32	24	13	19	21		
ESE	14			13	5	3	13	13	9	16	19	16	11	12	12		
SE	11			12	15	15	7	6	12	13	6	15	13	12	11		
SSE	9			15	7	8	8	18	11	12	7	8	14	13	11		
S	12			30	16	33	26	14	26	32	19	23	25	16	23		
SSW	59			55	52	88	63	113	114	93	57	42	44	31	68		
SW	178			177	167	168	172	169	147	180	183	181	194	192	176		
WSW	109			125	142	122	125	113	90	83	104	93	114	128	112		
W	24			25	42	46	23	25	22	22	19	15	26	23	26		
WNW	4			4	15	11	9	10	11	8	6	5	11	5	8		
NW	3			4	8	8	5	7	7	9	4	5	4	5	6		
NNW	11			7	4	8	8	14	9	5	10	8	7	7	8		
N	31			25	24	29	23	14	9	23	14	15	18	28	21		

Element		1	2	3	4	5	6	7	8	9	10	11	12		
Number of Days With Classified	Daily Max. Temp.	0.0	2	2										1	5
		0.1 ~ 10.0	21	17	5								6	25	74
		10.1 ~ 20.0	8	9	26	12	4	1				9	22	5	96
		20.1 ~ 30.0				18	25	23	12	11	30	22	2		143
		30.1					2	6	19	20					47
	Daily Mean Temp.	-5.0												2	2
		-4.9 ~ 0.0	19	11	1									19	50
		0.1 ~ 10.0	11	17	29	4						4	27	10	102
		10.1 ~ 20.0			1	26	30	13		1	14	25	3		113
	Daily Min. Temp.	20.1					1	17	31	30	16	2			97
		-15.0												2	23
		-14.9 ~ -5.0	18	16	8									2	67
		-4.9 ~ 0.0	11	11	18	7						2	22	7	78
	Daily Precip.	0.1 ~ 10.0	2	1	5	20	25	5			3	16	6	1	84
		10.1				3	6	25	31	31	27	13			136
		0.1mm	7	10	11	5	7	8	18	12	6	7	6	6	103
		10.0mm		1	1	3		2	6	5	2	1		1	22
	Hourly Max. Precip.	30.0mm				1			2	2	2	1			8
		80.0mm								1					1
		100.0mm								1					1
1.0mm		5	5	8	4	4	8	15	7	6	6	1	6	75	
Daily Max. Wind Speed	6.0mm				2		3	6	4	2	2		1	20	
	10.0mm				1		1	3	4	1	2			12	
	20.0mm						1	2	1					4	
	30.0mm							1	1					2	
Daily Max. Wind Speed	0.5 ~ 3.3%			1					1	3	2	2		9	
	3.4 ~ 7.9%	23	17	23	20	24	27	30	30	25	28	23	25	295	
	8.0 ~ 13.8%	8	11	7	10	7	3	1		2	1	5	6	61	
	13.9%														
10 - Day Summary	Mean Temp.	1st	40	3	26	114	151	185	256	272	207	183	84	0	
		2nd	-21	11	48	124	164	200	260	246	196	138	39	-26	
		3rd	-19	14	64	128	178	224	268	237	181	101	34	3	
	Mean Max. Temp.	1st	102	51	103	192	227	264	292	338	267	242	182	76	
		2nd	43	95	151	205	251	283	316	292	270	206	125	33	
		3rd	47	93	130	223	272	282	324	304	266	206	120	71	
	Mean Min. Temp.	1st	-25	-42	-46	46	76	107	230	224	163	139	7	-64	
		2nd	-68	-63	-41	51	77	125	221	209	134	94	-25	-82	
		3rd	-73	-50	0	31	87	177	222	180	122	35	-30	-56	
	Mean Wind Speed	1st	12	18	16	14	13	13	9	12	7	8	10	12	
		2nd	16	16	12	16	12	12	7	10	12	8	13	13	
		3rd	14	14	11	12	11	10	10	10	10	11	12	13	
Total Precip.	1st	35	75	90	720	170	175	1000	80	505	860	25	35		
	2nd	40	95	85	140	20	330	315	1425	430	85	15	35		
	3rd	55	195	290	20	25	185	460	570	55			270		

		Element	1	2	3	4	5	6	7	8	9	10	11	12				
(0.1 )	Air Temp.	Mean	61	61	90	143	183	213	284	276	230	185	118	66	159			
		Mean Max.	90	97	127	184	231	253	319	315	265	216	155	94	196			
		Mean Min.	32	23	53	102	136	178	260	245	199	155	79	37	125			
		Highest	175	175	194	244	287	292	357	346	311	275	241	156	357			
		Date	29	16	29	29	30	30	20	8	26	10	7	24	07/20			
		Lowest	2	- 16	1	47	90	137	236	196	172	81	40	- 2	- 16			
		Date	31	19	7	3	8	14	12	27	29	31	28	14	02/19			
(0.1mm)	Precip.	00~24h Total	200	510	430	1015	600	845	250	1910	590	1890	95	210	8545			
		Highest. 1	Daily	75	375	185	505	445	550	220	525	260	900	45	110	900		
		Date	7	22	20	6	12	29	11	20	7	2	29	24	10/02			
		Hourly	25	70	60	140	375	165	95	280	130	405	25	70	405			
(0.1%)	Wind	Mean Speed	39	43	33	32	24	21	32	25	29	35	33	38	32			
		Highest Gust Speed	170	159	141	157	120	167	140	135	188	175	166	162	188			
(0.1%)	Wind	Dir.	N	NNE	NNE	NE	SSE	S	SSW	SSW	ENE	S	NNE	SSW	ENE			
		Date	20	20	21	10	4	6	2	20	15	1	18	16	09/15			
(0.1%)	Wind Directions Only	Hourly Occurrence Maximum Speed	NNE	90	104	93	66	60	53	36	68	64	94	102	79	104		
			NE	57	53	65	63	39	51	53	52	65	70	61	48	70		
			ENE	75	42	58	91	41	50	59	53	87	73	37	42	91		
			E	34	28	30	60	27	33	13	22	50	60	25	34	60		
			ESE	23	26	26	19	41	35	12	26	21	29	24	29	41		
			SE	25	23	29	26	46	40	15	36	41	34	29	29	46		
			SSE	34	59	36	56	62	49	48	62	59	43	31	32	62		
			S	25	92	75	83	59	91	46	63	40	87	30	35	92		
			SSW	44	99	41	93	64	49	82	59	65	95	39	47	99		
			SW	34	83	64	68	63	44	58	63	73	60	58	55	83		
			WSW	31	59	56	58	57	31	52	43	57	42	44	43	59		
			W	36	39	53	34	28	27	25	38	32	23	34	50	53		
			WNW	41	39	52	35	32	31	26	27	24	21	29	47	52		
			NW	78	53	66	32	42	33	33	24	19	17	37	67	78		
			NNW	84	75	68	47	39	43	25	25	24	23	39	76	84		
			N	85	83	72	55	53	38	28	38	54	97	74	86	97		
			(0.1%)	Hourly Occurrence Percentage	CALM	4	3	13	13	38	40	26	32	46	35	11	4	22
					NNE	321	304	234	154	117	121	28	137	192	219	303	212	194
					NE	98	70	105	100	59	78	27	94	113	267	97	75	99
					ENE	112	43	60	47	39	69	26	50	204	176	49	60	78
E	62	64			50	22	31	36	5	12	46	54	61	44	40			
ESE	31	37			17	15	23	24	9	22	35	32	33	11	24			
SE	31	19			65	33	60	44	12	56	57	36	101	30	46			
SSE	16	16			74	65	91	57	26	94	51	56	86	32	56			
S	8	42			42	108	77	78	75	129	44	28	15	36	57			
SSW	13	67			27	135	125	117	456	117	42	20	28	27	98			
SW	7	12			19	68	50	54	145	65	47	5	28	13	43			
WSW	4	4			8	35	38	21	58	44	21	4	7	3	21			
W	4	9			4	21	35	18	16	22	13	3	7	11	13			
WNW	11	15			20	19	35	25	9	26	10	1	8	15	16			
NW	44	25	62	11	39	53	22	27	10	7	14	54	31					
NNW	44	94	82	35	55	67	40	23	31	17	35	102	52					
N	190	176	118	118	89	99	20	51	40	38	117	270	110					

Element		1	2	3	4	5	6	7	8	9	10	11	12		
Number of Days With Classified	Daily Max. Temp.	0.0													
		0.1 ~ 10.0	20	14	5								2	20	61
		10.1 ~ 20.0	11	14	26	23	7					9	25	11	126
		20.1 ~ 30.0				7	24	30	5	7	28	22	3		126
	Daily Mean Temp.	30.1							26	24	2				52
		- 5.0													
		- 4.9 ~ 0.0													
		0.1 ~ 10.0	25	25	25	1							9	28	113
	Daily Min. Temp.	10.1 ~ 20.0	6	3	6	29	22	8			1	20	21	3	119
		20.1					9	22	31	31	29	11			133
		- 15.0													
		- 14.9 ~ - 5.0			3										4
	Daily Precip.	- 4.9 ~ 0.0												1	4
		0.1 ~ 10.0	31	25	29	14	2					3	23	30	157
		10.1			2	16	29	30	31	31	30	28	7		204
		0.1mm	7	8	10	5	6	5	3	12	8	8	6	8	86
	Hourly Max. Precip.	10.0mm		1	2	2	2	2	1	6	3	4		1	24
		30.0mm		1		1	1	1		2		2			8
		80.0mm										1			1
		100.0mm													
Daily Max. Wind Speed	1.0mm	4	5	7	5	3	5	2	11	4	6	3	4	59	
	6.0mm		1	1	2	1	1	1	6	3	2		1	19	
	10.0mm				1	1	1		6	1	2			12	
	20.0mm					1			1		1			3	
Daily Max. Wind Speed	30.0mm					1					1			2	
	0.5 ~ 3.3%											1		1	
	3.4 ~ 7.9%	9	6	8	10	16	22	12	12	12	8	10	6	131	
	8.0 ~ 13.8%	20	14	22	16	15	7	18	19	15	19	16	20	201	
10 - Day Summary	Mean Temp.	13.9%	2	8	1	4		1	1		3	4	3	5	32
		1st	92	50	74	132	172	200	276	292	238	215	145	76	
		2nd	45	68	94	144	177	209	283	270	230	181	104	49	
	Mean Max. Temp.	(0.1 )	47	67	100	155	200	230	294	268	220	161	104	72	
		1st	121	75	112	168	219	241	304	335	275	249	189	105	
		2nd	68	111	135	186	225	254	317	308	257	207	141	73	
	Mean Min. Temp.	3rd	82	106	133	197	248	264	335	302	263	196	136	103	
		1st	61	24	37	98	127	162	257	260	206	184	99	46	
		2nd	22	17	50	98	130	166	257	241	204	158	73	24	
	Mean Wind Speed	(0.1 )	15	30	70	110	150	207	264	236	188	125	65	42	
		1st	33	45	37	34	23	26	45	22	24	26	31	36	
		2nd	45	46	31	33	23	19	30	21	41	41	36	43	
Total Precip.	(0.1%)	41	37	30	30	24	17	22	32	23	39	31	37		
	1st	145	85	10	565	135	175	30	385	410	1645		55		
	2nd	10	50	190	380	445	95	220	1295	175	245	20	30		
(0.1mm)	3rd	45	375	230	70	20	575		230	5		75	125		

		Element	1	2	3	4	5	6	7	8	9	10	11	12			
(0.1 )	Air Temp.	Mean	71	74	98	154	184	217	272	280	236	192	128	69	165		
		Mean Max.	112	121	144	194	230	255	305	320	280	231	177	112	207		
		Mean Min.	33	24	46	108	136	179	248	246	199	160	81	31	124		
		Highest	178	190	184	248	265	279	340	349	304	284	241	169	349		
		Date	29	17	19	30	30	15	25	7	17	9	8	24	08/07		
		Lowest	- 10	- 30	4	41	92	135	219	187	158	91	44	- 12	- 30		
		Date	26	19	3	3	8	3	12	27	30	31	30	22	02/19		
(0.1mm)	Precip.	00~24h Total	580	1080	515	2105	785	2405	3645	1620	2035	3570	75	255	18670		
		Highest. 1 Daily	195	625	245	1165	215	1405	1645	765	640	1525	40	155	1645		
		Date	5	22	20	6	9	6	18	14	11	1	29	24	07/18		
		Hourly Date	65	180	50	195	65	450	1120	345	500	320	20	75	1120		
(0.1%)	Wind	Mean Speed	38	39	31	30	23	21	24	24	29	36	33	38	31		
		Highest Gust Speed * Dir.	195	202	240	178	137	146	104	109	151	186	191	175	240		
		Date	NNW	ENE	WSW	W	N	WSW	WSW	WSW	NNE	N	WSW	NNW	WSW		
(0.1%)	Wind Directions Only	Hourly Occurrence Maximum Speed	30	6	7	12	26	30	4	9	16	29	18	24	03/07		
		NNE	104	127	103	95	66	64	47	60	82	83	118	89	127		
		NE	51	60	52	62	45	46	36	49	66	63	45	40	66		
		ENE	57	38	44	56	43	51	45	49	59	52	45	32	59		
		E	37	39	44	37	46	48	42	42	40	40	36	36	48		
		ESE	24	34	53	47	37	41	32	37	39	34	28	23	53		
		SE	22	43	38	23	38	38	25	30	29	26	20	24	43		
		SSE	28	35	37	25	28	28	25	39	34	45	28	29	45		
		S	31	34	39	39	35	46	32	50	65	50	31	60	65		
		SSW	23	32	28	43	24	42	31	25	23	22	21	45	45		
		SW	62	94	44	64	59	44	50	54	87	103	36	47	103		
		WSW	33	70	57	73	73	46	63	53	61	49	39	80	80		
		W	52	66	59	58	44	51	39	48	61	45	53	65	66		
		WNW	53	46	44	57	25	35	24	29	18	22	30	64	64		
		NW	62	56	62	54	32	28	13	13	24	22	52	57	62		
		NNW	119	107	105	92	49	32	15	44	52	104	87	96	119		
		N	121	112	101	106	81	57	23	57	77	101	114	103	121		
		(0.1%)	Hourly Occurrence Percentage	CALM		6	4	21	24	17	22	15	7	4	6	1	11
				NNE	195	165	195	81	109	111	59	151	225	445	194	255	183
				NE	40	43	37	79	59	56	28	60	104	67	18	47	53
				ENE	32	19	30	44	30	71	22	36	43	40	28	18	34
				E	20	34	34	35	44	78	26	55	54	26	15	11	36
				ESE	12	19	34	36	42	75	30	51	43	13	10	8	31
				SE	9	9	29	18	24	21	30	30	18	8	17	7	18
				SSE	17	18	14	17	17	26	19	27	8	16	28	12	18
				S	20	18	26	19	42	56	18	52	15	13	24	5	26
				SSW	16	16	19	25	22	35	12	35	7	11	8	9	18
SW	15			45	42	90	113	85	158	118	39	24	25	12	64		
WSW	13			45	26	182	171	115	390	105	69	12	39	27	100		
W	34			40	37	69	44	44	86	32	31	5	22	38	40		
WNW	26			30	16	18	22	26	28	19	10	5	19	11	19		
NW	22			51	34	22	27	21	9	5	13	8	19	43	23		
NNW	120			147	100	90	60	36	13	43	42	31	74	88	70		
N	409			295	322	153	151	128	50	165	272	270	454	407	256		

Element		1	2	3	4	5	6	7	8	9	10	11	12		
Number of Days With Classified	Daily Max. Temp.	0.0													
		0.1 ~ 10.0	11	7	1									11	30
		10.1 ~ 20.0	20	21	30	17	2					4	22	19	135
		20.1 ~ 30.0				13	29	30	13	1	27	27	8		148
	30.1							18	30	3				51	
	Daily Mean Temp.	- 5.0													
		- 4.9 ~ 0.0													
		0.1 ~ 10.0	24	24	14								6	27	95
		10.1 ~ 20.0	7	4	17	30	27	4				21	24	3	137
	20.1					4	26	31	31	30	10			132	
	Daily Min. Temp.	- 15.0													
		- 14.9 ~ - 5.0													
		- 4.9 ~ 0.0	3	6										2	11
		0.1 ~ 10.0	28	22	29	13	2					2	22	28	146
	10.1			2	17	29	30	31	31	30	29	8		207	
Daily Precip.	0.1mm	6	7	7	8	6	8	7	12	11	9	5	7	93	
	10.0mm	3	3	1	5	4	3	4	4	5	6		1	39	
	30.0mm		1		2		2	2	2	3	3			15	
	80.0mm				1		1	2			1			5	
	100.0mm				1		1	2			1			5	
Hourly Max. Precip.	1.0mm	5	7	6	7	5	6	6	10	9	8	2	3	74	
	6.0mm	1	3		4	2	2	4	3	6	5		1	31	
	10.0mm		1		3		2	3	3	3	3			18	
	20.0mm						1	2	2	3	2			10	
	30.0mm						1	2	1	1	1			6	
Daily Max. Wind Speed	0.5 ~ 3.3%														
	3.4 ~ 7.9%	7	3	9	9	20	18	19	11	11	9	10	5	131	
	8.0 ~ 13.8%	13	14	15	16	11	11	12	20	18	18	14	19	181	
	13.9%	11	11	7	5		1				1	4	6	52	
10 - Day Summary	Mean Temp. (0.1 )	1st	102	65	81	141	177	209	262	292	243	221	156	77	
		2nd	53	81	103	159	177	214	271	272	240	188	113	49	
		3rd	58	78	109	161	196	228	282	276	226	168	115	77	
	Mean Max. Temp. (0.1 )	1st	140	104	131	176	220	252	289	330	312	285	261	209	120
		2nd	91	135	155	202	225	255	307	312	280	217	161	88	
		3rd	107	127	147	205	245	258	318	317	276	216	159	124	
	Mean Min. Temp. (0.1 )	1st	66	31	28	104	140	162	243	260	209	184	101	37	
		2nd	22	17	45	110	124	171	245	239	204	168	73	17	
		3rd	14	26	65	112	144	203	255	239	186	131	68	36	
	Mean Wind Speed (0.1%)	1st	32	40	33	28	27	25	28	24	25	26	27	36	
		2nd	45	36	30	33	22	23	22	21	36	41	42	44	
		3rd	39	40	30	29	20	16	22	28	26	40	30	36	
Total Precip. (0.1mm)	1st	490	245		1410	470	1465	5	200	1220	3120	10	40		
	2nd		210	275	395	210	295	1900	1370	655	450	5	60		
	3rd	90	625	240	300	105	645	1740	50	160		60	155		

2017

		Element	1	2	3	4	5	6	7	8	9	10	11	12				
(0.1 )	Air Temp.	Mean	61	61	90	148	183	213	278	276	234	190	116	62	159			
		Mean Max.	89	97	128	193	233	255	318	312	264	215	154	93	196			
		Mean Min.	30	21	50	101	132	174	249	247	203	162	73	29	123			
		Highest	153	177	196	298	300	323	344	345	299	264	241	158	345			
		Date	29	16	29	30	11	19	21	24	6	10	10	24	08/24			
		Lowest	- 10	- 30	1	47	0	0	226	194	150	84	20	- 13	- 30			
		Date	23	19	7	4	2	10	13	27	30	31	21	14	02/19			
(0.1mm)	Precip.	00~24h Total	190	160	475	700	430	810	985	1420	875	1780	175	155	8155			
		Highest.	1 Daily	75	80	180	245	150	455	300	590	420	740	90	70	740		
			Date	8	22	20	6	12	29	11	14	11	2	29	24	10/02		
			Hourly	30	20	55	85	35	130	180	275	280	265	35	65	280		
(0.1%)	Wind	Mean Speed	61	66	47	44	36	33	30	33	40	48	43	54	45			
		Highest Gust Speed	242	211	256	192	184	149	137	129	129	172	186	191	213	256		
		Dir.	WNW	NW	NW	SSW	WNW	S	SSW	SE	ENE	SSE	NW	NW	NW			
		Date	20	9	2	14	26	6	3	20	16	1	18	16	03/02			
(0.1%)	Wind Directions Only	Hourly Occurrence Maximum Speed	NNE	83	66	66	51	41	32	61	53	71	81	33	38	83		
			NE	82	25	71	69	34	58	38	56	98	98	20	18	98		
			ENE	95	33	77	98	51	62	85	60	99	91	18	16	99		
			E	82	54	69	89	66	71	61	59	73	77	35	26	89		
			ESE	61	71	56	65	80	79	55	69	73	45	37	30	80		
			SE	33	66	70	55	68	57	51	68	42	56	42	40	70		
			SSE	26	49	57	81	53	81	39	71	49	85	37	42	85		
			S	43	60	31	99	67	56	68	58	55	65	45	45	99		
			SSW	16	135	47	112	80	53	82	70	72	78	59	38	135		
			SW	34	115	66	93	39	22	62	65	44	40	70	44	115		
			WSW	49	53	39	46	27	21	40	49	38	27	72	46	72		
			W	73	94	67	97	71	51	36	54	68	31	51	51	97		
			WNW	148	109	176	112	126	89	51	74	87	69	99	135	176		
			NW	154	141	161	125	107	80	71	67	74	124	118	142	161		
			NNW	127	121	108	83	63	69	53	65	68	120	115	111	127		
			N	47	45	65	60	46	39	43	57	67	84	83	85	85		
			(0.1%)	Hourly Occurrence Percentage	CALM		1	4	3	4	17	27	15	13	3	33	22	12
					NNE	9	6	35	28	15	21	32	32	36	128	11	18	31
					NE	27	3	20	19	15	28	40	31	92	234	3	4	43
					ENE	65	3	26	51	12	99	67	47	149	86	8	4	52
					E	15	9	38	19	50	83	86	82	51	58	10	4	42
					ESE	11	10	24	40	75	86	65	73	75	12	25	1	42
					SE	5	4	27	53	78	36	54	54	26	9	13	1	30
					SSE	8	13	16	43	60	51	63	66	7	11	7	7	30
					S	12	21	1	61	52	44	92	74	10	15	19	4	34
					SSW	3	58	9	88	42	25	210	56	18	20	32	20	48
					SW	9	21	24	39	22	11	48	51	25	13	36	38	28
WSW	38	39			82	24	16	19	30	44	50	55	108	65	48			
W	69	94			104	65	55	38	42	67	97	43	100	60	69			
WNW	144	124			176	217	233	218	27	118	140	42	122	81	137			
NW	388	463			231	153	161	115	46	83	128	120	250	283	200			
NNW	174	116	104	63	78	69	39	63	54	108	186	327	115					
N	23	13	78	35	32	39	32	43	29	44	35	61	39					



Element		1	2	3	4	5	6	7	8	9	10	11	12		
Number of Days With Classified	Daily Max. Temp.	0.0													
		0.1 ~ 10.0	19	15	5								2	19	60
		10.1 ~ 20.0	12	13	26	20	3					7	26	12	119
		20.1 ~ 30.0				10	28	28	4	7	30	24	2		133
	30.1						2	27	24					53	
	Daily Mean Temp.	- 5.0													
		- 4.9 ~ 0.0													
		0.1 ~ 10.0	25	26	23	1							11	30	116
		10.1 ~ 20.0	6	2	8	28	24	8			1	20	19	1	117
	20.1				1	7	22	31	31	29	11			132	
	Daily Min. Temp.	- 15.0													
		- 14.9 ~ - 5.0													
		- 4.9 ~ 0.0	6	4			1	1						2	14
		0.1 ~ 10.0	24	24	31	14						4	25	29	151
	10.1	1			16	30	29	31	31	30	27	5		200	
Daily Precip.	0.1mm	7	6	10	9	6	7	12	14	6	8	6	8	99	
	10.0mm			2	2	2	3	4	4	2	4			23	
	30.0mm						1	1	1	1	3			7	
	80.0mm														
100.0mm															
Hourly Max. Precip.	1.0mm	4	3	8	8	6	6	8	13	5	7	4	3	75	
	6.0mm				1		1	4	4	2	3		1	16	
	10.0mm						1	4	2	2	3			12	
	20.0mm								1	1	1			3	
30.0mm															
Daily Max. Wind Speed	0.5 ~ 3.3%														
	3.4 ~ 7.9%	2	2	5	2	4	13	9	8	6	5	10	3	69	
	8.0 ~ 13.8%	16	11	17	18	25	15	22	23	21	20	10	13	211	
	13.9%	13	15	9	10	2	2			3	6	10	15	85	
10 - Day Summary	Mean Temp.	1st	97	50	73	134	168	201	273	288	244	217	146	70	
		2nd	44	67	96	150	181	211	277	270	235	190	103	45	
		3rd	45	68	100	160	199	228	285	269	222	166	100	71	
	Mean Max. Temp.	1st	119	75	112	167	208	248	317	321	270	242	188	104	
		2nd	70	112	137	201	238	252	317	305	263	209	140	73	
		3rd	80	106	135	211	252	265	320	310	260	196	133	100	
	Mean Min. Temp.	1st	62	24	34	96	117	145	245	265	215	189	100	31	
		2nd	16	12	48	101	130	175	246	244	207	175	65	15	
		3rd	13	30	65	106	148	201	256	234	187	127	55	41	
	Mean Wind Speed	1st	55	72	62	48	38	41	39	36	34	38	39	49	
		2nd	67	69	38	49	33	35	25	31	52	56	48	63	
		3rd	62	55	43	36	36	22	27	33	35	50	43	50	
Total Precip.	1st	145	70		375	265	160	205	130	340	1475	35	40		
	2nd	15	10	185	230	150	160	510	870	420	305	15	35		
	3rd	30	80	290	95	15	490	270	420	115		125	80		

Element		1	2	3	4	5	6	7	8	9	10	11	12				
(0.1 )	Air Temp.	Mean	1	3	35	115	153	175	233	221	177	128	66	0	109		
		Mean Max.	37	41	73	155	197	214	268	255	212	160	107	30	146		
		Mean Min.	-26	-26	2	78	112	138	205	192	145	99	24	-27	76		
		Highest	161	156	143	232	275	251	304	297	254	218	189	92	304		
		Date	29	22	29	30	29	18	21	7	11	2	10	23	07/21		
		Lowest	-75	-74	-46	5	77	109	169	143	89	26	-26	-68	-75		
		Date	25	11	8	1	9	14	12	27	30	31	30	14	01/25		
(0.1mm)	Precip.	00~24h Total	1140	1400	1150	2815	1365	2660	2825	2970	3070	4155	285	830	24665		
		Highest. 1	Daily	245	735	505	1170	460	1055	1000	1010	865	1075	75	320	1170	
		Date	29	22	20	5	5	29	31	22	11	2	20	24	04/05		
		Hourly	80	135	85	180	75	210	430	375	365	330	45	175	430		
(0.1mm)	Date	29	22	20	6	9	29	31	22	11	2	28	24	07/31			
(0.1%)	Wind	Mean Speed	39	48	35	36	28	25	24	25	28	34	34	39	33		
		Highest Gust Speed	233	223	190	190	149	196	148	115	146	206	218	208	233		
		* Dir.	NNW	NNW	NW	WNW	NNW	S	SSW	SSW	WSW	NNW	N	NW	NNW		
(0.1%)	Date	20	20	6	11	26	6	10	14	11	29	18	24	01/20			
Wind Directions Only	Hourly Occurrence Maximum Speed	NNE	43	43	60	44	37	56	33	53	71	73	58	30	73		
		NE	43	14	33	38	28	43	35	24	56	47	20	20	56		
		ENE	34	31	30	29	19	28	25	30	36	25	16	16	36		
		E		13	29	10	24	15	20	15	8	7	14	7	29		
		ESE	9	10	20	21	19	20	32	24	15	11		10	32		
		SE	23	15	22	26	30	26	21	21	16	22	26	25	30		
		SSE	40	80	39	57	57	66	44	51	72	37	43	33	80		
		S	42	81	52	97	62	104	66	61	58	92	72	53	104		
		SSW	50	106	74	107	61	72	80	63	74	97	79	69	107		
		SW	28	70	62	70	27	48	58	43	57	23	26	49	70		
		WSW	44	85	27	70	45	22	67	37	43	21	24	52	85		
		W	34	45	27	50	45	28	24	35	34	21	33	41	50		
		WNW	48	57	49	61	49	36	27	28	33	27	29	56	61		
		NW	117	118	94	87	81	58	30	54	75	97	101	108	118		
		NNW	118	109	112	98	70	63	40	52	67	116	117	122	122		
		N	70	95	80	92	71	61	38	51	71	98	86	90	98		
		(0.1%)	Hourly Occurrence Percentage	CALM	15	4	27	18	17	33	23	17	19	20	14	9	18
				NNE	44	12	54	38	42	60	48	60	69	207	22	19	57
				NE	58	1	26	32	15	38	43	28	92	58	6	7	34
				ENE	8	6	15	10	8	17	20	24	22	17	7	5	13
				E		3	8	3	11	6	17	4	4	1	3	3	5
				ESE	3	3	4	10	5	3	7	7	3	3		1	4
				SE	1	1	7	8	7	10	12	9	4	5	11	3	7
				SSE	32	16	48	51	73	74	66	58	65	28	56	8	48
				S	50	73	81	143	203	178	148	224	110	50	125	34	118
				SSW	30	107	60	121	91	86	246	133	71	39	100	23	92
				SW	16	25	16	42	30	39	43	39	24	23	25	19	28
WSW	11			19	11	26	52	35	70	50	32	28	6	13	30		
W	23			19	27	38	59	40	77	50	54	19	22	31	38		
WNW	51			30	28	53	46	53	50	50	67	20	46	44	45		
NW	177			231	163	122	148	129	27	87	88	86	99	161	126		
NNW	402	395	332	204	133	118	51	91	167	204	349	484	243				
N	79	52	94	82	60	83	52	67	110	191	111	136	94				

Element		1	2	3	4	5	6	7	8	9	10	11	12			
Number of Days With Classified	Daily Max. Temp.	0.0	7	5	1									7	20	
		0.1 ~ 10.0	21	17	24	3						1	16	24	106	
		10.1 ~ 20.0	3	3	6	22	17	6				8	23	14		102
		20.1 ~ 30.0				5	14	24	30	31	22	7				133
		30.1							1							1
	Daily Mean Temp.	-5.0	2	3												5
		-4.9 ~ 0.0	15	8	4										17	44
		0.1 ~ 10.0	13	15	27	10						6	24	14		109
		10.1 ~ 20.0	1			20	28	28		3	28	25	6			139
		20.1					3	2	31	28	2					66
	Daily Min. Temp.	-15.0														
		-14.9 ~ -5.0	13	3											4	20
		-4.9 ~ 0.0	10	19	14									9	24	76
		0.1 ~ 10.0	8	3	17	22	10				2	11	20	3		96
		10.1				8	21	30	31	31	28	20	1			170
	Daily Precip.	0.1mm	12	10	14	12	9	9	14	16	12	13	10	11		142
		10.0mm	5	3	3	6	4	3	9	5	7	6			2	53
		30.0mm		1	1	3	2	3	2	4	4	5			1	26
		80.0mm				2		2	1	1	2	2				10
		100.0mm				1		1	1	1		2				6
Hourly Max. Precip.	1.0mm	6	9	11	7	8	9	13	13	10	10	6	11		113	
	6.0mm	2	1	1	3	1	3	6	5	5	6			1	34	
	10.0mm		1		3		2	5	4	5	4			1	25	
	20.0mm						1	2	2	2	3				10	
	30.0mm							1	1	1	1				4	
Daily Max. Wind Speed	0.5 ~ 3.3%															
	3.4 ~ 7.9%	5	3	8	5	9	15	10	13	11	12	7	5		103	
	8.0 ~ 13.8%	17	9	14	15	21	13	19	18	18	15	14	11		184	
	13.9%	9	16	9	10	1	2	2			1	4	9	15	78	
10 - Day Summary	Mean Temp. (0.1 )	1st	40	-4	16	100	141	168	226	233	185	163	100	9		
		2nd	-23	4	45	122	154	173	233	215	179	124	45	-21		
		3rd	-11	13	44	123	165	184	239	214	167	101	53	11		
	Mean Max. Temp. (0.1 )	1st	69	28	54	135	181	211	257	265	219	195	147	41		
		2nd	8	44	84	166	203	213	274	246	209	149	84	6		
		3rd	34	57	79	164	207	217	273	255	208	138	90	43		
	Mean Min. Temp. (0.1 )	1st	17	-31	-20	71	99	126	204	209	156	130	48	-19		
		2nd	-47	-23	10	79	115	132	199	187	152	103	12	-45		
		3rd	-47	-22	15	84	122	157	210	181	126	68	12	-18		
	Mean Wind Speed (0.1%)	1st	28	51	43	34	31	32	36	24	23	25	31	36		
		2nd	47	49	28	44	27	24	20	23	35	36	38	43		
		3rd	43	42	34	31	26	19	18	28	25	41	34	39		
Total Precip. (0.1mm)	1st	795	330	20	2205	1045	845	870	160	1015	3100	30	100			
	2nd	35	335	565	470	270	565	425	1285	1185	1035	115	340			
	3rd	310	735	565	140	50	1250	1530	1525	870	20	140	390			

Element		1	2	3	4	5	6	7	8	9	10	11	12			
(0.1 )	Air Temp.	Mean	6	19	60	137	184	224	274	263	210	155	68	6	134	
		Mean Max.	67	83	135	216	267	296	322	319	276	219	144	62	201	
		Mean Min.	- 47	- 41	- 8	64	108	161	240	220	156	104	6	- 45	77	
		Highest	142	145	202	298	334	341	362	374	311	287	213	132	374	
		Date	8	16	19	16	29	18	21	5	26	9	10	3	08/05	
		Lowest	- 94	- 87	- 55	- 13	57	89	215	147	79	- 2	- 38	- 108	- 108	
		Date	26	2	3	3	7	4	27	31	30	31	27	14	12/14	
(0.1mm)	Precip.	00~24h Total	80	325	285	565	265	300	2560	2085	1005	610	20	205	8305	
		Highest. 1	Daily	30	175	110	285	135	150	715	805	665	340	10	165	805
			Date	20	22	25	5	9	26	15	21	11	1	23	24	08/21
			Hourly	10	30	25	60	30	75	430	210	245	90	5	65	430
(0.1%)	Wind	Date	20	20	25	5	9	26	15	21	11	2	23	24	07/15	
		Mean Speed	14	16	14	15	12	12	12	11	10	9	11	13	12	
(0.1%)	Wind	Highest Gust Speed	120	115	102	114	95	78	93	89	78	90	95	102	120	
		Dir.	NNW	WNW	NNW	SW	NW	NNW	WNW	WSW	NNW	NNW	WNW	NW	NNW	
(0.1%)	Wind	Date	20	20	6	14	26	14	17	23	11	29	24	24	01/20	
		Hourly Occurrence Maximum Speed	NNE	30	14	19	35	13	20	18	20	18	25	21	22	35
NE	17		18	30	32	19	15	24	22	22	30	14	19	32		
ENE	18		23	23	27	23	24	24	24	28	32	22	23	32		
E	16		19	26	18	41	36	19	22	20	22	18	20	41		
ESE	18		16	21	26	22	36	12	19	27	20	15	25	36		
SE	15		19	16	22	26	15	12	28	22	12	13	14	28		
SSE	11		15	18	17	23	27	21	25	23	15	13	12	27		
S	12		37	23	46	30	29	26	41	32	14	20	18	46		
SSW	26		38	31	53	29	34	42	29	17	12	37	19	53		
SW	17		40	35	54	28	27	39	38	19	11	29	18	54		
WSW	33		40	47	44	43	31	28	36	25	12	36	29	47		
W	20		23	43	28	36	31	28	26	23	15	46	25	46		
WNW	55		44	55	44	36	39	24	26	24	20	33	44	55		
NW	56		59	54	46	39	36	39	30	33	43	51	49	59		
NNW	49		50	43	41	30	34	22	29	34	42	43	45	50		
N	35		49	45	40	26	19	20	18	17	26	41	38	49		
(0.1%)	Hourly Occurrence Percentage	CALM	185	171	167	157	255	215	218	183	243	335	303	255	224	
		NNE	50	45	69	51	40	38	23	59	63	39	39	51	47	
		NE	69	58	66	64	73	63	48	91	135	95	61	89	76	
		ENE	102	45	65	56	60	86	85	153	166	155	60	78	93	
		E	38	22	20	28	48	54	28	73	46	55	21	31	39	
		ESE	23	21	24	14	19	22	7	22	22	17	15	20	19	
		SE	7	10	13	14	12	8	7	11	8	3	13	9	10	
		SSE	4	13	12	13	11	10	8	17	3	1	6	8	9	
		S	9	4	11	33	22	18	28	17	8	4	10	7	14	
		SSW	11	19	23	61	32	28	122	46	8	4	18	11	32	
		SW	19	37	42	61	27	43	94	39	19	4	14	12	34	
		WSW	40	61	77	128	83	78	95	54	28	19	51	30	62	
		W	32	28	66	46	79	81	109	43	24	19	28	20	48	
		WNW	70	79	125	104	120	88	56	48	46	28	40	30	69	
		NW	172	207	137	104	82	101	40	70	92	98	111	118	110	
		NNW	122	141	47	39	24	42	9	50	61	81	138	183	78	
N	47	37	38	28	12	26	22	24	28	43	72	48	35			

Element		1	2	3	4	5	6	7	8	9	10	11	12			
Number of Days With Classified	Daily Max. Temp.	0.0	2	1											3	
		0.1 ~ 10.0	21	16	5								4	28	74	
		10.1 ~ 20.0	8	11	25	9	2					8	23	3	89	
		20.1 ~ 30.0			1	21	24	18	6	6	28	23	3			130
		30.1					5	12	25	25	2					69
	Daily Mean Temp.	- 5.0														
		- 4.9 ~ 0.0	17	6	1										13	37
		0.1 ~ 10.0	14	22	28	3						2	25	18	112	
		10.1 ~ 20.0			2	27	23	4			6	25	5			92
	Daily Min. Temp.	20.1					8	26	31	31	24	4				124
		- 15.0														
		- 14.9 ~ - 5.0	17	11	2										14	44
		- 4.9 ~ 0.0	11	14	17	2						1	17	15	77	
	Daily Precip.	0.1 ~ 10.0	3	3	12	23	12	2			2	14	13	2	86	
		10.1				5	19	28	31	31	28	16				158
		0.1mm	8	7	10	9	7	9	16	11	6	7	3	4	97	
		10.0mm		1	1	1	1	1	7	5	2	1		1	21	
	Hourly Max. Precip.	30.0mm							3	2	1	1			7	
		80.0mm								1					1	
		100.0mm														
1.0mm		1	4	7	7	5	4	14	11	4	5		3	65		
Daily Max. Wind Speed	6.0mm				1		1	8	5	2	1		1	19		
	10.0mm							4	4	1				9		
	20.0mm							4	1	1				6		
	30.0mm							3						3		
Daily Max. Wind Speed	0.5 ~ 3.3%	2									3	4	3	12		
	3.4 ~ 7.9%	22	19	21	18	28	30	28	29	30	27	20	20	292		
	8.0 ~ 13.8%	7	9	10	12	3		3	2		1	6	8	61		
	13.9%															
10 - Day Summary	Mean Temp. (0.1 )	1st	45	8	38	128	173	204	268	287	219	192	103	12		
		2nd	- 15	23	65	138	178	226	269	255	211	152	55	- 15		
		3rd	- 11	27	75	146	201	241	284	250	199	125	46	18		
	Mean Max. Temp. (0.1 )	1st	111	59	109	202	247	273	307	347	278	242	185	74		
		2nd	47	94	158	210	266	310	324	303	276	208	129	38		
		3rd	44	98	137	235	287	304	334	309	273	208	118	74		
	Mean Min. Temp. (0.1 )	1st	- 13	- 39	- 27	58	104	136	242	241	174	150	33	- 44		
		2nd	- 60	- 49	- 17	73	97	152	231	222	153	105	- 5	- 65		
		3rd	- 67	- 32	18	61	121	195	245	199	141	62	- 11	- 27		
	Mean Wind Speed (0.1%)	1st	12	17	17	15	12	14	15	10	9	9	9	11		
		2nd	16	16	13	17	12	12	10	11	12	9	11	13		
		3rd	14	15	13	14	12	10	10	13	10	10	12	13		
Total Precip. (0.1mm)	1st	10	25	55	320	220	70	675	120	260	540	5	25			
	2nd	30	125	55	185	15	55	1035	765	665	70		15			
	3rd	40	175	175	60	30	175	850	1200	80		15	165			

	Element	1	2	3	4	5	6	7	8	9	10	11	12					
(0.1 )	Air Temp.	Mean	14	22	60	136	185	222	274	267	212	156	75	14	136			
		Mean Max.	67	82	130	208	257	285	316	315	272	216	143	69	197			
		Mean Min.	-33	-34	-4	67	115	173	242	227	162	106	12	-35	83			
		Highest	137	153	197	285	312	330	351	365	305	289	213	134	365			
		Date	6	16	19	16	30	23	20	5	25	9	10	3	08/05			
		Lowest	-80	-72	-51	-16	72	103	206	160	90	0	-23	-95	-95			
		Date	15	21	3	3	7	4	27	30	30	31	25	14	12/14			
(0.1mm)	Precip.	00~24h Total	75	205	230	455	85	200	1505	2510	1095	750	5	290	7405			
		Highest. 1	Daily	20	120	85	130	45	60	535	790	605	435	5	200	790		
		Date	8	22	20	5	9	30	31	14	11	1	3	24	08/14			
		Hourly	10	25	30	55	15	50	475	295	150	85	5	70	475			
	Date	30	22	20	26	4	30	31	25	11	1	3	24	07/31				
(0.1%)	Wind	Mean Speed	28	34	27	30	25	26	26	24	20	20	24	24	26			
		Highest Gust Speed	156	171	154	151	127	116	131	131	96	163	148	155	171			
		Dir.	NNW	NNW	NNW	SSW	NW	SSE	WNW	W	SE	NNW	WNW	N	NNW			
	Date	20	9	2	14	26	6	31	20	15	29	24	24	02/09				
(0.1%)	Wind Directions Only	Hourly Occurrence Maximum Speed	NNE	64	60	42	54	38	35	20	52	53	62	83	59	83		
			NE	47	44	51	43	27	31	62	43	48	54	37	47	62		
			ENE	44	37	52	36	45	35	33	37	49	48	34	27	52		
			E	31	24	38	34	47	33	46	32	52	29	23	28	52		
			ESE	34	44	31	45	50	34	37	52	55	36	24	45	55		
			SE	35	52	36	57	71	58	49	46	41	44	19	26	71		
			SSE	36	47	22	57	59	82	48	66	46	53	31	18	82		
			S	34	48	18	73	60	68	45	60	43	62	50	59	73		
			SSW	25	90	40	99	67	45	82	83	33	27	62	30	99		
			SW	36	98	64	109	65	66	67	70	43	27	17	76	109		
			WSW	52	86	53	102	67	61	61	76	56	16	56	96	102		
			W	42	47	71	77	66	52	51	58	42	25	64	55	77		
			WNW	70	65	84	60	63	60	72	38	35	33	64	70	84		
			NW	92	69	86	89	90	70	37	52	62	71	81	79	92		
			NNW	108	117	103	88	90	77	46	62	62	109	95	94	117		
			N	109	92	92	83	59	51	39	60	58	84	112	85	112		
			(0.1%)	Hourly Occurrence Percentage	CALM	77	71	77	56	93	83	89	86	101	109	110	74	86
					NNE	105	61	93	57	28	50	11	43	76	129	117	110	73
					NE	101	52	85	68	55	42	22	52	150	156	96	95	81
					ENE	101	31	62	46	56	36	28	43	96	109	66	65	62
					E	40	24	28	28	28	39	15	33	46	39	33	58	34
					ESE	26	24	11	13	27	38	26	54	39	16	25	23	27
					SE	19	36	15	19	46	60	56	86	33	27	21	12	36
					SSE	24	19	27	58	78	97	75	130	46	30	35	21	54
					S	12	22	31	40	51	51	82	52	58	16	44	29	41
					SSW	9	39	27	67	54	35	208	77	21	15	25	25	50
					SW	26	33	19	60	50	43	116	73	26	15	4	25	41
					WSW	16	21	30	82	75	57	122	46	19	7	14	21	43
W	16	19			39	56	46	61	35	20	14	16	21	25	31			
WNW	24	31	55	44	71	49	42	22	29	9	20	29	36					
NW	39	49	81	64	95	81	44	50	28	35	55	59	57					
NNW	203	281	199	150	90	126	17	75	117	122	134	144	137					
N	162	186	124	93	56	53	12	57	100	151	177	186	112					

Element		1	2	3	4	5	6	7	8	9	10	11	12			
Number of Days With Classified	Daily Max. Temp.	0.0		1											1	
		0.1 ~ 10.0	23	16	6								3	25	73	
		10.1 ~ 20.0	8	11	25	11	2					10	25	5	97	
		20.1 ~ 30.0				19	27	21	7	7	28	21	2		132	
		30.1					2	9	24	23	2				60	
	Daily Mean Temp.	-5.0														
		-4.9 ~ 0.0	12	6	1										9	28
		0.1 ~ 10.0	19	22	29	3						2	24	20	119	
		10.1 ~ 20.0			1	27	24	6		1	5	25	6		95	
	Daily Min. Temp.	20.1					7	24	31	29	25	4			120	
		-15.0														
		-14.9 ~ -5.0	11	8	1										10	30
		-4.9 ~ 0.0	15	17	21	2						1	12	17	85	
	Daily Precip.	0.1 ~ 10.0	5	3	9	23	10				1	13	18	3	85	
		10.1				5	21	30	31	30	29	17			163	
		0.1mm	9	7	9	9	4	7	16	10	6	7	1	9	94	
		10.0mm		1		2				5	7	2	2	1	20	
	Hourly Max. Precip.	30.0mm							2	4	2	1			9	
80.0mm																
100.0mm																
1.0mm		3	2	7	8	3	8	13	8	6	7		4	69		
Daily Max. Wind Speed	6.0mm							3	7	1	2		1	14		
	10.0mm							2	5	1				8		
	20.0mm							1	3					4		
	30.0mm							1						1		
Daily Max. Wind Speed	0.5 ~ 3.3%											1	3	4		
	3.4 ~ 7.9%	15	8	14	7	15	15	18	21	23	22	13	13	184		
	8.0 ~ 13.8%	13	16	15	21	16	15	13	9	7	8	14	13	160		
	13.9%	3	4	2	2						1	2	1	15		
10 - Day Summary	Mean Temp.	1st	50	11	40	121	171	203	267	288	221	194	106	26		
		2nd	-6	26	62	139	181	223	271	259	212	151	61	-5		
		3rd	-1	30	75	147	201	241	284	254	203	126	57	21		
	Mean Max. Temp.	1st	107	57	108	193	238	263	301	340	273	245	181	84		
		2nd	49	96	150	206	257	294	316	301	273	202	126	45		
		3rd	47	96	134	226	275	298	331	304	271	203	122	76		
	Mean Min. Temp.	1st	-3	-29	-25	59	106	150	243	248	182	154	33	-29		
		2nd	-47	-43	-12	75	105	166	236	225	157	109	6	-53		
		3rd	-49	-28	21	67	131	202	247	208	148	60	-3	-25		
	Mean Wind Speed	1st	23	34	34	28	26	32	37	22	17	19	20	22		
		2nd	31	36	24	33	25	23	21	23	24	20	25	25		
		3rd	31	30	24	29	23	22	21	28	19	22	27	25		
Total Precip.	1st	30	30	25	170	85	60	570	140	435	675	5	45			
	2nd	10	55	85	215		50	395	1420	605	75		40			
	3rd	35	120	120	70		90	540	950	55			205			

Element		1	2	3	4	5	6	7	8	9	10	11	12					
(0.1 )	Air Temp.	Mean	31	35	73	143	186	216	267	267	221	171	89	26	144			
		Mean Max.	77	87	132	208	250	261	308	315	274	225	153	79	197			
		Mean Min.	- 11	- 15	17	82	123	173	236	230	176	126	28	- 24	95			
		Highest	142	147	185	278	321	323	352	367	304	291	225	134	367			
		Date	2	16	19	30	30	18	24	6	10	10	10	24	08/06			
		Lowest	- 71	- 64	- 34	15	78	129	203	165	99	36	- 12	- 68	- 71			
		Date	28	19	7	2	7	4	27	27	30	31	21	14	01/28			
(0.1mm)	Precip.	00~24h Total	115	410	330	545	255	1040	1720	2390	1080	1180	5	315	9385			
		Highest. 1	Daily	40	200	100	340	130	435	835	1545	615	725	5	180	1545		
		Date	8	22	25	5	9	6	6	14	6	1	18	24	08/14			
		Hourly	20	35	30	75	35	205	365	380	205	170	5	80	380			
	Date	8	4	28	5	9	26	6	14	6	1	18	24	08/14				
(0.1%)	Wind	Mean Speed	26	30	24	25	19	18	17	15	15	18	20	21	21			
		Highest Gust Speed	141	151	138	127	114	92	103	92	111	133	116	121	151			
		Dir.	NW	NW	NW	NNW	NW	NNW	WSW	WSW	SSW	N	NW	NNW	NW			
		Date	30	20	6	12	26	3	3	24	11	29	18	24	02/20			
(0.1%)	Wind Directions Only	Hourly Occurrence Maximum Speed	NNE	45	46	36	51	37	35	18	41	31	45	53	45	53		
			NE	42	47	33	55	22	32	14	35	57	53	55	38	57		
			ENE	32	32	31	28	15	28	13	22	45	38	19	22	45		
			E	11	15	13	16	14	14	10	16	17	16	17	8	17		
			ESE	12	25	20	14	20	12	10	13	15	16	8	12	25		
			SE	17	14	29	22	22	19	18	18	16	16	11	9	29		
			SSE	17	37	32	43	40	34	25	37	35	53	26	13	53		
			S	35	41	49	57	57	48	45	47	35	35	35	35	57		
			SSW	24	61	54	76	54	50	55	43	62	39	40	24	76		
			SW	69	87	53	77	51	61	64	58	61	52	45	66	87		
			WSW	50	75	41	67	48	42	39	54	36	12	27	62	75		
			W	37	41	51	56	46	34	44	25	33	18	32	42	56		
			WNW	65	51	84	54	50	49	36	32	36	25	49	56	84		
			NW	88	107	94	70	66	63	44	53	62	75	69	74	107		
			NNW	78	78	91	80	65	58	30	55	54	74	76	80	91		
			N	51	68	44	51	37	43	19	48	30	56	62	50	68		
			(0.1%)	Hourly Occurrence Percentage	CALM	122	101	148	117	153	158	228	223	199	184	193	152	165
					NNE	85	40	39	33	31	22	8	39	71	93	71	67	50
					NE	42	15	50	31	28	31	13	35	92	117	25	42	44
ENE	16	18			26	21	16	28	17	27	60	38	24	30	27			
E	7	9			8	28	16	10	8	15	15	16	11	4	12			
ESE	12	9			3	11	22	11	12	12	11	11	7	5	11			
SE	12	7			7	22	31	19	26	19	21	18	7	7	16			
SSE	9	18			19	39	70	97	60	93	60	26	17	7	43			
S	19	55			50	79	97	136	148	98	49	45	50	43	72			
SSW	16	27			52	103	95	104	218	58	36	24	31	31	67			
SW	16	12			20	60	42	47	134	69	18	24	28	13	41			
WSW	8	18			34	42	42	35	30	28	11	15	21	30	26			
W	13	16			42	39	38	24	13	13	17	19	38	36	26			
WNW	27	28			47	35	40	42	17	19	21	15	33	44	31			
NW	122	150			136	110	99	67	23	71	88	96	121	95	98			
NNW	315	369			214	160	136	119	30	106	154	132	183	258	180			
N	159	107			108	72	44	50	13	75	79	128	142	136	93			



Element		1	2	3	4	5	6	7	8	9	10	11	12		
Number of Days With Classified	Daily Max. Temp.	0.0		1											1
		0.1 ~ 10.0	23	17	6								2	24	72
		10.1 ~ 20.0	8	10	25	12	2	1				6	25	7	96
		20.1 ~ 30.0				18	27	27	11	7	29	25	3		147
		30.1					2	2	20	24	1				49
	Daily Mean Temp.	- 5.0												4	11
		- 4.9 ~ 0.0	4	3										4	11
		0.1 ~ 10.0	27	25	29	2							18	27	128
		10.1 ~ 20.0			2	27	24	5			3	25	12		98
	Daily Min. Temp.	20.1				1	7	25	31	31	27	6			128
		- 15.0												6	13
		- 14.9 ~ - 5.0	5	2										6	13
		- 4.9 ~ 0.0	16	20	8								5	20	69
	Daily Precip.	0.1 ~ 10.0	10	6	23	22	5				1	10	25	5	107
		10.1				8	26	30	31	31	29	21			176
		0.1mm	8	8	9	5	5	8	11	11	6	6	1	9	87
		10.0mm		1	1	1	1	3	3	5	2	2		1	20
	Hourly Max. Precip.	30.0mm				1		1	2	2	2	1			9
		80.0mm							1	1					2
		100.0mm								1					1
		1.0mm	3	8	5	5	4	7	9	10	5	5		6	67
6.0mm					1		3	4	4	2	2		1	17	
Daily Max. Wind Speed	10.0mm						1	2	3	2	1			9	
	20.0mm						1	2	1	1				5	
	30.0mm							2	1					3	
	0.5 ~ 3.3%							1	1	1	1	2		6	
Daily Max. Wind Speed	3.4 ~ 7.9%	15	8	19	12	24	23	25	27	24	25	15	15	232	
	8.0 ~ 13.8%	15	19	12	18	7	7	5	3	5	5	13	16	125	
	13.9%	1	1											2	
10 - Day Summary	Mean Temp.	1st	68	26	55	128	167	205	258	285	228	203	121	35	
		2nd	14	37	78	145	189	213	268	259	226	169	74	8	
		3rd	14	42	86	157	200	229	275	259	209	144	73	33	
	Mean Max. Temp.	1st	111	65	114	191	228	255	287	339	274	251	190	95	
		2nd	60	103	151	203	255	263	313	299	278	213	135	58	
		3rd	62	96	131	230	265	265	324	309	270	211	134	85	
	Mean Min. Temp.	1st	25	- 6	3	72	114	155	235	248	190	166	55	- 17	
		2nd	- 29	- 27	7	88	117	164	234	228	181	133	20	- 42	
		3rd	- 27	- 11	39	85	138	199	238	215	158	84	10	- 14	
	Mean Wind Speed	1st	20	33	30	21	16	25	21	14	11	15	18	19	
		2nd	28	32	21	30	22	17	18	11	21	19	21	23	
		3rd	29	24	20	24	20	12	13	19	13	18	21	22	
Total Precip.	1st	55	125	25	400	225	515	1470	225	705	1120		55		
	2nd	30	85	85	145	30	65	140	1720	305	60	5	55		
	3rd	30	200	220			460	110	445	70			205		

Element		1	2	3	4	5	6	7	8	9	10	11	12				
(0.1 )	Air Temp.	Mean	39	47	83	145	187	213	261	275	229	183	107	37	151		
	Mean Max.	77	86	124	187	233	248	297	310	264	218	149	76	189			
	Mean Min.	3	5	42	107	146	183	232	246	197	152	66	-2	115			
	Highest	132	150	159	235	295	288	338	359	292	271	211	130	359			
	Date	2	16	19	30	29	15	24	6	12	10	10	23	08/06			
	Lowest	-56	-33	-5	54	115	154	215	200	140	54	14	-50	-56			
	Date	15	11	3	2	7	2	13	31	30	31	25	14	01/15			
(0.1mm)	Precip.	00~24h Total	140	475	220	680	265	1055	1880	2085	1570	1450		355	10175		
		Highest. 1 Daily	85	345	90	365	140	470	810	890	825	785		300	890		
	Hourly	45	70	30	110	40	165	310	480	280	380		150	480			
	Date	29	22	29	6	9	29	6	22	11	2		24	08/22			
(0.1%)	Wind	Mean Speed	40	41	31	27	24	25	18	26	28	28	31	39	30		
		Highest Gust Speed	136	136	141	195	129	116	110	118	148	155	131	150	195		
		Dir.	NW	NW	WNW	S	SSE	NE	ESE	ENE	ENE	SW	WNW	WNW	S		
(0.1%)	Wind Directions Only	Date	30	9	2	5	1	6	26	14	15	2	24	24	04/05		
		Hourly Occurrence Maximum Speed	44	28	36	52	30	35	18	37	59	75	29	27	75		
		NNE	84	30	63	74	41	72	49	54	82	82	32	28	84		
		NE	86	64	59	86	72	71	58	77	86	81	34	22	86		
		ENE	21	32	57	85	76	72	59	62	84	51	14	30	85		
		E		27	45	73	57	66	56	48	50	48	25	30	73		
		ESE	20	56	62	61	39	77	67	52	59	74	32		77		
		SE	24	48	61	63	78	77	59	55	56	84	43	18	84		
		SSE	35	51	50	121	71	61	60	64	44	45	39	27	121		
		S	21	79	41	89	47	62	73	45	55	96	21	27	96		
		SSW	17	42	40	65	28	40	50	39	52	18	41	32	65		
		SW	29	52	34	33	27	26	27	27	42	20	46	41	52		
		WSW	93	68	90	67	70	57	38	41	38	39	77	103	103		
		W	100	102	109	77	83	76	35	60	67	47	101	115	115		
		WNW	90	99	96	66	66	61	14	55	64	90	81	97	99		
		NW	84	85	67	50	38	49	30	40	55	68	67	63	85		
		NNW	32	26	33	36	23	33	19	48	52	58	45	54	58		
		N	5	15	23	42	36	81	156	19	26	8	22	11	37		
		(0.1%)	Hourly Occurrence Percentage	CALM	61	36	94	57	70	57	27	64	118	196	114	85	82
				NNE	115	63	118	128	129	94	48	162	233	305	144	106	138
NE	27			21	69	32	50	82	34	126	136	63	18	15	56		
ENE	5			4	27	22	17	60	30	71	42	36	1	4	27		
E				7	15	36	8	56	36	50	19	19	3	5	21		
ESE	1			12	11	21	23	49	38	54	26	16	8		22		
SE	5			19	28	68	71	94	70	66	40	31	13	3	42		
SSE	7			22	32	82	67	89	99	39	21	19	19	4	42		
S	11			21	34	76	43	54	113	71	32	23	14	3	41		
SSW	11			12	35	47	31	40	59	60	36	8	24	15	31		
SW	15			30	26	40	46	33	35	42	17	7	21	12	27		
WSW	50			40	75	68	93	53	59	47	31	24	44	47	53		
W	166			210	168	97	168	68	97	48	50	31	156	183	120		
WNW	305			323	128	75	86	49	42	25	39	52	219	301	136		
NW	165	125	69	67	39	28	36	29	53	50	124	142	77				
NNW	50	39	50	42	23	14	22	28	81	112	56	65	48				

Element		1	2	3	4	5	6	7	8	9	10	11	12			
Number of Days With Classified	Daily Max. Temp.	0.0														
		0.1 ~ 10.0	22	19	5							2	25	73		
		10.1 ~ 20.0	9	9	26	24	4					11	25	6	114	
		20.1 ~ 30.0				6	27	30	16	9	30	20	3		141	
	Daily Mean Temp.	30.1							15	20					35	
		- 5.0														
		- 4.9 ~ 0.0	4	2											3	9
		0.1 ~ 10.0	27	26	24	1							10	28	116	
	Daily Min. Temp.	10.1 ~ 20.0			7	29	24	7			2	22	20		111	
		20.1				7	23	31	29	28	9				127	
		- 15.0														
		- 14.9 ~ - 5.0	1												1	2
	Daily Precip.	- 4.9 ~ 0.0	16	12	3										18	49
		0.1 ~ 10.0	14	16	28	12						2	25	12	109	
		10.1				18	31	30	31	29	30	29	5		203	
		0.1mm	4	5	7	6	5	6	10	9	5	6		3	66	
	Hourly Max. Precip.	10.0mm		1		2	1	3	3	4	2	3		1	20	
		30.0mm		1		1		1	2	3	2	2		1	13	
		80.0mm							1	1	1				3	
		100.0mm														
		1.0mm	3	5	4	6	4	5	8	8	4	5		2	54	
Daily Max. Wind Speed	6.0mm		1		1		3	4	4	3	2		1	19		
	10.0mm				1		1	2	3	3	2		1	13		
	20.0mm							2	3	2	2			9		
	30.0mm							2	3		1			6		
	0.5 ~ 3.3%							1	4					5		
Daily Max. Wind Speed	3.4 ~ 7.9%	11	8	15	17	20	17	19	19	17	18	16	8	185		
	8.0 ~ 13.8%	20	20	15	12	11	12	8	10	12	11	14	22	167		
	13.9%			1	1					1	2		1	6		
10 - Day Summary	Mean Temp.	1st	76	36	62	133	170	205	251	291	235	213	140	47		
		2nd	22	52	91	146	188	209	262	265	235	180	93	17		
		3rd	21	54	95	157	201	224	267	269	218	159	89	46		
	Mean Max. Temp.	1st	110	68	102	174	212	246	282	328	267	243	187	88		
		2nd	59	100	137	185	234	243	303	294	270	210	132	56		
		3rd	61	93	133	201	251	255	307	307	256	202	127	85		
	Mean Min. Temp.	1st	44	6	22	95	134	171	228	265	205	182	95	7		
		2nd	- 15	- 2	45	108	144	180	230	239	200	156	54	- 22		
		3rd	- 18	12	59	116	160	198	237	233	186	122	49	9		
	Mean Wind Speed	1st	36	45	42	30	28	30	21	29	23	27	26	35		
		2nd	44	41	24	29	24	26	12	27	32	28	35	44		
		3rd	40	36	28	23	21	19	19	23	28	31	30	38		
Total Precip.	1st	50	100	10	470	220	485	1730	30	865	1340		50			
	2nd		30	25	160	45	80	130	1460	640	110		5			
	3rd	90	345	185	50		490	20	595	65			300			

Element		1	2	3	4	5	6	7	8	9	10	11	12				
(0.1 )	Air Temp.	Mean	29	36	78	142	179	207	254	268	222	175	94	24	142		
	Mean Max.	69	82	124	190	231	248	294	305	257	210	153	79	187			
	Mean Min.	- 2	- 3	44	110	146	181	230	245	196	147	32	- 34	108			
	Highest	132	146	171	238	300	283	333	356	294	270	212	134	356			
	Date	8	16	30	29	30	15	25	7	8	10	8	24	08/07			
	Lowest	- 68	- 42	- 14	52	116	156	210	219	146	73	- 26	- 74	- 74			
	Date	15	10	7	2	9	2	6	27	29	30	24	18	12/18			
(0.1mm)	Precip.	00~24h Total	110	435	255	550	265	1285	2795	1520	1448	1625	20	180	10488		
		Highest. 1	Daily	60	250	70	215	115	460	1915	960	740	1355	15	150	1915	
	Hourly	35	40	30	60	35	175	1045	380	315	425	15	80	1045			
	Date	29	22	29	6	9	7	4	14	6	1	8	24	07/04			
(0.1%)	Wind	Mean Speed	49	51	41	36	32	37	26	37	40	35	24	25	36		
		Highest Gust Speed	191	203	180	163	166	145	111	154	223	179	159	133	223		
		Dir.	WNW	NW	WNW	E	E	E	E	ESE	E	NW	NW	W	E		
(0.1%)	Wind Directions Only	Date	20	9	2	9	9	12	26	14	15	30	4	24	09/15		
		Hourly Occurrence Maximum Speed	NNE	44	49	35	32	9	39	35	48	38	52	38	39	52	
		NE	45	35	34	55	41	37	35	48	52	48	23	34	55		
		ENE	45	58	51	51	49	48	45	48	53	54	19	7	58		
		E	103	94	86	124	133	114	93	122	180	129	23	14	180		
		ESE	68	86	62	107	69	107	53	122	77	81	43	28	122		
		SE	26	30	59	67	45	73	55	89	66	95	32	33	95		
		SSE	18	32	37	67	40	48	38	33	36	30	19	33	67		
		S		37	38	60	33	29	46	66	26	79	16	26	79		
		SSW		33	29	85	29	56	48	62	18	73	5	32	85		
		SW	30	48	37	63	35	25	37	39	74	76	36	44	76		
		WSW	24	42	28	51	36	35	40	36	51	32	64	62	64		
		W	45	62	46	60	47	53	45	54	42	39	64	75	75		
		WNW	108	127	130	93	103	108	59	70	97	103	70	68	130		
		NW	119	137	103	102	70	73	47	58	79	120	98	62	137		
		NNW	95	69	100	89	48	67	36	46	69	73	54	65	100		
		N	84	38	57	91	43	37	4	39	64	106	61	47	106		
		(0.1%)	Hourly Occurrence Percentage	CALM	7	7	8	81	142	24	12	17	57	81	189	190	68
				NNE	24	10	20	15	1	15	8	4	25	52	24	20	19
				NE	31	7	20	11	10	18	14	12	31	55	7	13	19
ENE	27			10	36	21	21	36	16	33	49	91	6	1	29		
E	65			40	110	89	128	211	149	285	293	262	9	1	137		
ESE	9			22	20	42	34	74	52	68	53	31	21	5	36		
SE	5			7	17	44	18	53	30	61	15	15	20	11	25		
SSE	3			7	13	18	25	32	32	19	14	15	13	7	16		
S				6	13	15	19	28	25	42	11	12	3	4	15		
SSW				12	23	32	12	10	36	32	6	13	1	4	15		
SW	5			16	20	31	25	15	56	36	10	15	9	7	20		
WSW	8			24	38	42	52	72	144	46	17	5	77	69	49		
W	58			83	95	183	168	140	279	146	63	35	112	116	123		
WNW	261			333	290	229	263	178	132	136	161	66	203	212	205		
NW	390	353	176	99	65	50	12	29	79	94	216	259	152				
NNW	65	39	66	29	12	25	3	25	68	82	60	54	44				
N	43	21	32	19	4	19		10	50	75	33	27	28				

Element		1	2	3	4	5	6	7	8	9	10	11	12		
Number of Days With Classified	Daily Max. Temp.	0.0	1	1											2
		0.1 ~ 10.0	25	19	6								1	25	76
		10.1 ~ 20.0	5	8	25	19	6	2				13	24	6	108
		20.1 ~ 30.0				11	24	28	20	9	30	18	3		143
		30.1							10	19					29
	Daily Mean Temp.	- 5.0													
		- 4.9 ~ 0.0	8	3										4	15
		0.1 ~ 10.0	23	24	26	1							17	27	118
		10.1 ~ 20.0		1	5	29	22	7			2	24	12		102
	Daily Min. Temp.	20.1					7	23	30	28	28	7			123
		- 15.0													
		- 14.9 ~ - 5.0	2											9	11
		- 4.9 ~ 0.0	16	18	3								5	20	62
	Daily Precip.	0.1 ~ 10.0	13	10	28	7						3	21	2	84
		10.1				23	30	30	30	28	30	28	2		201
		0.1mm	3	6	8	6	5	6	8	11	6	7	2	3	71
		10.0mm		1		2	1	3	3	3	2	2		1	18
	Hourly Max. Precip.	30.0mm						2	2	1	2	1			8
		80.0mm							1	1		1			3
		100.0mm							1			1			2
1.0mm		2	6	5	5	4	6	7	8	6	5	2	2	58	
6.0mm					1		3	3	3	2	2		1	15	
Daily Max. Wind Speed	10.0mm						3	3	3	2	1			12	
	20.0mm							2	1	2	1			6	
	30.0mm							1	1	1	1			4	
	0.5 ~ 3.3%														
Daily Max. Wind Speed	3.4 ~ 7.9%	2	5	11	10	14	10	24	15	7	12	14	11	135	
	8.0 ~ 13.8%	21	11	14	15	14	18	6	11	21	14	12	20	177	
	13.9%	8	12	6	5	2	2		2	2	5	2		46	
10 - Day Summary	Mean Temp.	1st	67	22	55	129	163	200	242	278	229	205	130	30	
		2nd	11	41	91	142	181	205	258	256	226	169	76	9	
		(0.1 ) 3rd	11	47	86	155	196	217	261		211	154	73	33	
	Mean Max. Temp.	1st	102	59	101	172	206	249	279	318	261	238	188	91	
		2nd	53	95	141	193	233	242	299	287	260	198	142	57	
		(0.1 ) 3rd	55	93	128	204	253	254	301		250	196	131	88	
	Mean Min. Temp.	1st	40	- 8	19	99	137	168	221	255	205	180	79	- 35	
		2nd	- 19	- 8	56	109	142	178	232	235	199	144	13	- 44	
		(0.1 ) 3rd	- 24	8	56	122	158	197	237		183	121	7	- 25	
	Mean Wind Speed	1st	47	54	50	47	39	42	20	45	34	40	30	22	
		2nd	51	50	33	36	28	41	21	41	50	37	22	27	
		(0.1%) 3rd	50	47	40	26	28	27	35		36	29	21	26	
Total Precip.	1st	50	95	10	355	210	660	2740	205	790	1560	15	25		
	2nd		90	35	160	55	85	55	1220	583	65	5			
	(0.1mm) 3rd	60	250	210	35		540		95	75			155		

		Element	1	2	3	4	5	6	7	8	9	10	11	12				
(0.1 )	Air Temp.	Mean	14	25	67	145	191	229	280	271	219	163	76	12	141			
		Mean Max.	69	86	140	223	275	306	330	329	283	225	148	68	207			
		Mean Min.	-34	-31	4	73	116	168	244	227	165	113	17	-35	86			
		Highest	148	162	206	304	349	357	363	381	316	298	221	143	381			
		Date	8	16	19	16	29	18	21	6	25	9	10	3	08/06			
		Lowest	-84	-66	-43	8	73	98	208	166	88	6	-25	-94	-94			
		Date	26	21	3	3	7	4	27	27	30	31	25	14	12/14			
(0.1mm)	Precip.	00~24h Total	80	325	245	690	270	355	1545	3420	1230	915	30	240	9345			
		Highest. 1	Daily	35	165	90	320	130	80	290	1000	825	465	20	205	1000		
			Date	29	22	25	5	5	26	15	21	11	1	3	24	08/21		
		Hourly	15	30	30	70	80	50	265	540	235	120	20	95	540			
		Date	29	22	25	5	5	30	8	25	11	1	3	24	08/25			
(0.1%)	Wind	Mean Speed	16	19	17	19	15	16	16	15	12	13	14	16	16			
		Highest Gust Speed	106	182	96	106	87	84	80	106	81	99	108	98	182			
		Dir.	W	N	SW	SW	WSW	ESE	SW	WSW	NNE	NW	NW	W	N			
		Date	13	18	9	14	15	6	3	22	13	29	23	11	02/18			
(0.1%)	Wind Directions Only	Hourly Occurrence Maximum Speed	NNE	34	31	51	46	16	33	30	47	49	53	47	42	53		
			NE	40	28	34	40	23	35	11	50	47	47	39	43	50		
			ENE	23	22	36	16	24	15	29	27	33	31	16	24	36		
			E	19	10	21	16	20	22	19	21	22	16	19	25	25		
			ESE	11	29	29	21	30	39	24	42	26	30	11	11	42		
			SE	11	46	28	39	36	32	34	46	34	26	38	9	46		
			SSE	27	43	40	40	39	37	33	43	30	11	20	10	43		
			S	14	37	15	50	39	45	50	50	27	15	24	44	50		
			SSW	31	36	31	52	42	37	42	47	34	16	34	37	52		
			SW	30	51	37	73	57	44	46	51	32	19	47	37	73		
			WSW	39	33	65	49	40	36	44	45	24	25	49	36	65		
			W	31	45	63	50	54	42	29	38	34	20	37	34	63		
			WNW	69	66	59	57	55	47	27	35	47	60	57	56	69		
			NW	50	56	50	45	45	48	36	35	38	44	53	50	56		
			NNW	43	49	46	43	43	32	16	24	39	46	45	42	49		
			N	43	41	44	41	38	31	9	22	30	30	43	37	44		
			(0.1%)	Hourly Occurrence Percentage	CALM	167	141	185	108	195	175	110	153	224	240	250	188	178
					NNE	78	55	62	44	27	35	22	74	101	138	74	105	68
					NE	108	36	47	51	42	29	13	73	96	171	75	116	72
					ENE	51	25	32	25	22	13	15	31	53	66	26	40	33
E	12	6			15	18	24	15	15	19	26	22	13	11	16			
ESE	4	6			5	17	17	38	17	47	24	15	6	9	17			
SE	4	18			7	22	30	33	59	59	40	26	11	4	26			
SSE	4	13			7	36	34	57	110	79	29	5	8	8	33			
S	5	19			4	33	30	26	74	52	24	12	15	4	25			
SSW	22	12			13	68	54	49	128	70	33	11	13	12	41			
SW	27	46			70	104	106	102	194	98	64	32	51	30	77			
WSW	55	67			124	143	116	136	165	98	64	41	74	69	96			
W	66	79			117	100	81	97	58	36	46	30	50	65	69			
WNW	129	152			141	113	132	82	9	44	65	36	75	83	88			
NW	128	174	98	60	52	63	7	35	44	70	108	117	79					
NNW	82	101	43	32	28	31	1	20	33	42	94	103	51					
N	59	49	30	25	12	19	3	11	33	42	57	36	31					

Element		1	2	3	4	5	6	7	8	9	10	11	12		
Number of Days With Classified	Daily Max. Temp.	0.0	2	1											3
		0.1 ~ 10.0	20	16	5								3	26	70
		10.1 ~ 20.0	9	11	24	9	1					6	25	5	90
		20.1 ~ 30.0			2	20	24	13	4	6	24	24	2		119
		30.1				1	6	17	27	25	6				82
	Daily Mean Temp.	-5.0												9	29
		-4.9 ~ 0.0	15	5											29
		0.1 ~ 10.0	16	23	29	2						2	23	22	117
		10.1 ~ 20.0			2	28	22	3			3	23	7		88
	Daily Min. Temp.	20.1					9	27	31	31	27	5			130
		-15.0												9	27
		-14.9 ~ -5.0	10	8											27
		-4.9 ~ 0.0	15	17	15								12	19	78
	Daily Precip.	0.1 ~ 10.0	6	3	16	24	10	1			1	12	18	3	94
		10.1				6	21	29	31	31	29	18			165
		0.1mm	6	7	9	7	4	9	18	14	5	7	3	4	93
		10.0mm		1		3	2		6	6	2	2		1	23
	Hourly Max. Precip.	30.0mm				1					4	1	1		7
		80.0mm								2	1				3
		100.0mm								1					1
		1.0mm	3	5	6	6	4	7	15	11	4	7	1	2	71
6.0mm					2	1		6	8	1	1		1	20	
Daily Max. Wind Speed	10.0mm							4	5	1	1			11	
	20.0mm							1	3	1				5	
	30.0mm								3					3	
	0.5 ~ 3.3%	2									1	1	4	2	
Daily Max. Wind Speed	3.4 ~ 7.9%	23	20	23	23	26	29	29	24	28	27	20	24	296	
	8.0 ~ 13.8%	6	7	8	7	5	1	2	7	1	2	6	5	57	
	13.9%		1											1	
	10 - Day Summary	Mean Temp.	1st	52	13	45	134	177	210	272	291	227	198	111	19
2nd			-6	29	74	145	186	233	277	264	220	157	61	-8	
3rd			-3	34	81	155	209	244	290	258	210	133	56	25	
Mean Max. Temp.		1st	112	61	116	210	252	284	315	358	284	253	190	81	
		2nd	51	99	163	218	273	321	330	313	283	211	132	44	
		3rd	47	102	142	240	298	315	343	317	281	209	123	80	
Mean Min. Temp.		1st	3	-28	-17	69	111	145	244	244	182	157	45	-34	
		2nd	-49	-40	-1	80	106	162	238	227	161	110	6	-55	
		3rd	-54	-24	28	71	129	199	250	211	152	71	0	-19	
Mean Wind Speed		1st	13	19	21	18	15	18	19	13	10	10	12	14	
		2nd	19	20	15	20	15	15	15	13	16	15	15	17	
		3rd	17	17	16	18	15	14	14	18	12	13	15	16	
Total Precip.	1st	15	35	20	365	270	85	700	205	325	750	25	30		
	2nd	10	125	75	250		60	585	840	825	165		5		
	3rd	55	165	150	75		210	260	2375	80		5	205		

	Element	1	2	3	4	5	6	7	8	9	10	11	12		
(0.1 )	Air Temp.	Mean	22	24	60	130	182	218	269	269	220	166	87	22	139
		Mean Max.	66	73	114	187	246	275	314	317	272	213	138	64	190
		Mean Min.	- 17	- 20	12	83	127	174	239	232	178	126	37	- 18	96
		Highest	135	144	167	251	304	314	344	361	313	287	213	139	361
		Date	2	16	12	29	30	28	20	4	26	10	10	3	08/04
		Lowest	- 71	- 52	- 30	26	100	124	210	173	120	32	- 6	- 66	- 71
		Date	15	21	7	2	6	4	27	27	30	31	27	14	01/15
(0.1mm)	Precip.	00~24h Total	120	280	270	585	195	180	2080	1920	1125	670	25	440	7890
		Highest. 1 Daily	25	150	130	280	115	70	485	565	520	400	20	220	565
	Hourly	10	40	45	55	55	50	300	295	200	75	20	90	300	
	Date	30	22	20	5	5	26	31	14	11	1	3	24	07/31	
(0.1%)	Wind	Mean Speed	31	35	28	29	23	23	20	22	17	20	29	28	25
		Highest Gust Speed	194	165	158	142	115	118	164	129	128	158	184	175	194
		* Dir.	NW	NNW	NW	S	S	WNW	NW	NNW	SW	NW	WNW	NW	NW
(0.1%)	Wind Directions Only	Date	20	20	1	18	7	7	31	29	11	29	24	16	01/20
		Hourly Occurrence Maximum Speed	24	19	21	20	17	25	29	16	27	25	23	21	29
		NNE	11	14	10	11	14	5		8	15	14	18	16	18
		NE	8	9	17	18	11	18	7	10	14	16	19	17	19
		ENE	29	25	24	25	26	29	25	45	28	31	28	35	45
		E	32	48	32	37	65	74	43	66	45	61	39	31	74
		ESE	51	68	27	60	55	70	55	67	33	78	60	35	78
		SE	23	56	29	76	51	42	50	49	43	43	42	22	76
		SSE	19	82	36	75	52	43	54	44	29	15	35	46	82
		S	36	48	38	56	46	31	52	42	38	13	27	48	56
		SSW	35	14	26	32	35	35	25	40	37	13	48	20	48
		SW	48	60	51	46	41	44	37	31	25	17	47	59	60
		WSW	61	54	72	61	50	60	47	36	25	21	64	49	72
		W	135	70	90	85	76	93	37	57	39	38	111	108	135
		WNW	123	94	119	70	76	68	46	53	65	102	106	120	123
NW	94	109	90	75	56	44	69	63	56	69	98	80	109		
NNW	62	46	50	52	28	45	22	63	49	52	66	62	66		
(0.1%)	Hourly Occurrence Percentage	CALM	134	112	128	56	110	107	62	91	217	206	131	114	122
		NNE	32	22	20	18	13	13	7	23	42	73	50	31	29
		NE	13	10	8	6	5	3		7	25	20	26	13	11
		ENE	9	4	4	4	7	11	1	8	15	11	24	17	10
		E	34	12	26	21	30	19	15	20	44	17	53	39	28
		ESE	50	51	47	76	94	100	75	124	103	50	75	121	81
		SE	27	34	17	86	83	97	127	169	15	22	71	67	68
		SSE	13	22	13	81	77	71	200	75	11	8	21	26	52
		S	1	18	3	65	55	50	250	67	26	8	10	13	47
		SSW	9	13	7	58	44	46	105	43	17	8	17	7	31
		SW	4	1	7	14	19	15	23	15	7	3	8	11	11
		WSW	9	7	8	14	26	15	23	23	8	1	8	19	14
		W	12	10	26	29	39	32	22	23	17	4	8	26	21
		WNW	34	42	114	107	152	143	37	89	53	11	31	26	70
		NW	230	275	224	163	141	160	29	99	131	83	145	142	151
NNW	251	296	251	150	69	74	18	82	167	245	234	211	170		
N	136	68	97	53	35	43	5	42	103	231	89	117	85		



Element		1	2	3	4	5	6	7	8	9	10	11	12		
Number of Days With Classified	Daily Max. Temp.	0.0	1	1										1	3
		0.1 ~ 10.0	23	21	7								4	24	79
		10.1 ~ 20.0	7	6	24	20	4	1				9	24	6	101
		20.1 ~ 30.0				10	26	24	10	6	27	22	2		127
		30.1					1	5	19	25	3				53
	Daily Mean Temp.	- 5.0													
		- 4.9 ~ 0.0	8	4										7	19
		0.1 ~ 10.0	23	24	31	2						1	21	24	126
		10.1 ~ 20.0				28	23	6			3	26	9		95
	Daily Min. Temp.	20.1					8	24	31	31	27	4			125
		- 15.0													
		- 14.9 ~ - 5.0	5	1										3	9
	Daily Min. Temp.	- 4.9 ~ 0.0	17	22	12								2	21	74
		0.1 ~ 10.0	9	5	19	23	1					9	28	7	101
		10.1				7	30	30	29	31	30	22			179
Daily Precip.	0.1mm	9	7	9	8	4	5	14	11	6	7	2	12	94	
	10.0mm		1	1	2	1		8	5	3	1		1	23	
	30.0mm							2	3	2	1			8	
	80.0mm														
	100.0mm														
Hourly Max. Precip.	1.0mm	5	5	4	7	3	3	12	9	5	7	1	8	69	
	6.0mm							7	5	2	1		1	16	
	10.0mm							7	3	1				11	
	20.0mm							2	2	1				5	
	30.0mm							1						1	
Daily Max. Wind Speed	0.5 ~ 3.3%														
	3.4 ~ 7.9%	11	7	14	12	13	20	20	19	22	18	13	11	180	
	8.0 ~ 13.8%	15	17	14	17	18	10	8	12	8	12	13	16	160	
	13.9%	5	4	3	1				1			1	4	4	23
10 - Day Summary	Mean Temp.	1st	56	13	42	111	168	200	263	288	228	198	119	37	
		2nd	7	28	62	132	177	217	266	262	220	159	72	0	
		3rd	5	33	74	148	200	237	279	258	212	142	68	29	
	Mean Max. Temp.	1st	104	52	92	168	232	252	304	340	274	241	179	79	
		2nd	47	87	129	186	237	279	312	307	272	202	121	39	
		3rd	49	83	122	209	267	293	326	305	271	198	113	74	
	Mean Min. Temp.	1st	17	- 16	- 8	67	119	154	238	249	192	168	69	- 6	
		2nd	- 31	- 30	9	88	120	164	232	231	175	124	24	- 39	
		3rd	- 35	- 13	33	94	142	203	248	217	167	90	19	- 9	
	Mean Wind Speed	1st	22	38	36	27	23	30	27	20	11	18	24	27	
		2nd	37	37	23	31	22	22	16	23	21	18	26	29	
		3rd	33	30	26	27	23	18	18	24	17	24	36	27	
Total Precip.	1st	40	50	15	295	195	80	925	20	540	590	20	70		
	2nd	25	80	130	235		35	835	1465	520	80		140		
	3rd	55	150	125	55		65	320	435	65		5	230		

Element		1	2	3	4	5	6	7	8	9	10	11	12					
(0.1 )	Air Temp.	Mean	39	46	85	148	187	208	254	261	220	176	105	38	147			
		Mean Max.	81	96	135	198	241	247	289	292	250	204	150	82	189			
		Mean Min.	7	6	52	114	151	183	233	239	195	152	67	0	117			
		Highest	145	164	177	261	315	290	328	338	290	274	222	140	338			
		Date	2	16	30	30	30	15	24	7	8	10	10	7	08/07			
		Lowest	-60	-31	-6	52	121	157	214	197	142	78	7	-44	-60			
		Date	15	11	8	2	15	8	13	31	29	30	19	12	01/15			
(0.1mm)	Precip.	00~24h Total	130	470	245	675	360	1530	2230	2425	1560	1710	10	215	11560			
		Highest. 1	Daily	70	310	70	250	195	500	920	1425	735	1320	5	180	1425		
			Date	29	22	31	5	9	29	6	14	6	1	17	24	08/14		
			Hourly	45	50	30	55	50	155	350	595	245	315	5	85	595		
	Date	29	22	29	6	9	29	6	14	11	1	17	24	08/14				
(0.1%)	Wind	Mean Speed	25	25	24	24	21	21	18	24	27	29	20	20	23			
		Highest Gust Speed	147	150	138	181	133	126	159	156	189	176	150	143	189			
		Dir.	ESE	W	NW	SSW	ESE	W	SW	N	SW	S	W	W	SW			
	Date	5	10	2	6	9	7	11	20	11	2	24	24	09/11				
(0.1%)	Wind Directions Only	Hourly Occurrence Maximum Speed	NNE	65	47	59	31	31	42	9	59	65	74	27	27	74		
			NE	54	47	55	30	30	34	31	45	67	62	22	24	67		
			ENE	60	38	48	72	53	46	49	58	90	64	27	30	90		
			E	65	53	51	107	79	81	45	92	107	78	27	26	107		
			ESE	20	23	22	35	33	52	27	39	28	41	29	22	52		
			SE	28	22	25	34	19	35	26	37	27	48	26	20	48		
			SSE	28	30	26	41	22	20	15	33	24	33	29	26	41		
			S	35	35	39	70	21	26	27	42	15	50	27	31	70		
			SSW	33	65	45	85	28	25	38	44	33	65	33	33	85		
			SW	41	68	39	61	41	39	51	42	56	63	48	51	68		
			WSW	49	56	55	38	46	48	40	33	38	62	52	55	62		
			W	62	56	54	46	50	39	37	34	32	33	36	59	62		
			WNW	54	48	42	55	43	32	33	40	42	32	38	39	55		
			NW	61	50	53	44	38	43	30	48	40	57	54	57	61		
			NNW	63	53	52	39	48	47	27	47	48	52	60	56	63		
			N	59	50	44	38	27	31	4	48	44	49	54	48	59		
			(0.1%)	Hourly Occurrence Percentage	CALM	7	10	24	21	35	60	51	36	18	22	32	20	28
					NNE	42	16	31	24	15	26	7	26	61	130	17	11	34
					NE	44	19	38	29	23	25	23	48	75	148	19	13	42
					ENE	40	18	52	49	65	56	52	86	85	91	33	16	54
					E	48	51	77	97	99	218	121	210	239	160	53	31	117
					ESE	16	12	31	33	26	60	30	40	32	26	17	13	28
					SE	22	9	15	18	9	36	9	30	19	8	6	16	16
					SSE	40	33	24	26	13	10	8	11	11	12	25	31	20
					S	63	86	51	42	15	25	24	30	6	15	40	69	38
					SSW	108	132	113	176	71	56	129	77	26	42	82	121	94
					SW	122	188	129	158	171	124	247	134	61	27	104	161	135
WSW	129	140			126	101	191	94	140	69	71	30	118	156	114			
W	102	112			56	74	126	57	91	56	60	36	117	113	83			
WNW	39	45			39	39	55	51	31	26	36	26	64	59	42			
NW	75	61	90	64	58	46	31	65	89	63	138	93	73					
NNW	63	45	59	28	22	35	5	19	63	75	90	51	46					
N	39	24	44	21	7	22		39	47	90	46	26	34					

Element		1	2	3	4	5	6	7	8	9	10	11	12		
Number of Days With Classified	0.0														
	0.1 ~ 10.0	26	15	5								1	21	68	
	10.1 ~ 20.0	5	13	26	14	4	2				17	26	10	117	
	Daily Max. Temp.				16	26	28	23	19	30	14	3		159	
	20.1 ~ 30.0					1		8	12					21	
	30.1														
	- 5.0														
	- 4.9 ~ 0.0	4	2											3	9
	0.1 ~ 10.0	27	25	25	1								14	28	120
	Daily Mean Temp.		1	6	29	21	7				2	25	16		107
	10.1 ~ 20.0					10	23	31	31	28	6				129
	20.1														
	- 15.0														
	- 14.9 ~ - 5.0	2													2
	- 4.9 ~ 0.0	13	15	2										19	49
	Daily Min. Temp.				7							3	26	12	105
	0.1 ~ 10.0	16	13	28	7								4		209
	10.1			1	23	31	30	31	31	30	28	4			
	0.1mm	4	6	6	5	5	5	12	10	6	7	2	2	2	70
	Daily Precip.				2	1	4	4	4	3	3		1		23
10.0mm															
30.0mm		1					3	2	2	2	1			11	
80.0mm								2	1		1			4	
100.0mm									1		1			2	
1.0mm	3	5	5	5	3	5	11	8	6	5		2		58	
Hourly Max. Precip.							4	3	4	2	2		1	16	
6.0mm								4	3	4	2	2		15	
10.0mm								3	4	2	2			9	
20.0mm								3	2	2	2			5	
30.0mm								2	2		1				
0.5 ~ 3.3%														1	1
Daily Max. Wind Speed														9	161
3.4 ~ 7.9%	6	5	15	14	16	19	22	15	13	11	16		20	179	
8.0 ~ 13.8%	22	19	16	12	15	11	8	14	14	15	13		1	24	
13.9%	3	4		4			1	2	3	5	1	1			
10 - Day Summary	Mean Temp.	1st	75	33	65	136	169	202	244	274	227	205	138	51	
		2nd	21	52	97	148	187	205	258	252	223	171	87	15	
		(0.1 ) 3rd	21	55	93	159	204	218	259	257	210	154	90	47	
	Mean Max. Temp.	1st	112	76	120	180	215	251	278	305	252	232	183	97	
		2nd	67	109	148	202	244	240	296	280	259	195	133	59	
		(0.1 ) 3rd	67	105	137	214	263	250	292	291	240	187	134	89	
	Mean Min. Temp.	1st	49	1	25	106	140	170	227	253	206	183	99	10	
		2nd	- 10	2	64	112	148	180	234	234	197	150	52	- 23	
		(0.1 ) 3rd	- 16	18	64	124	165	201	237	232	183	125	51	12	
	Mean Wind Speed	1st	28	24	24	30	23	24	18	25	24	28	22	19	
		2nd	24	25	23	23	22	24	17	27	34	33	19	21	
		(0.1%) 3rd	24	25	24	21	19	16	18	22	24	26	20	20	
Total Precip.	1st	55	110	5	475	300	825	2140	145	800	1605	5	35		
	2nd		50	35	175	60	90	50	2050	650	100	5			
	(0.1mm) 3rd	75	310	205	25		615	40	230	110	5		180		

Element		1	2	3	4	5	6	7	8	9	10	11	12				
(0.1 )	Air Temp.	Mean	- 5	10	53	130	168	196	240	234	185	136	67	- 5	117		
		Mean Max.	56	76	122	203	250	274	299	297	258	207	137	52	186		
		Mean Min.	- 53	- 43	0	71	105	143	210	197	139	96	15	- 48	69		
		Highest	122	143	191	274	322	331	343	364	289	283	204	130	364		
		Date	8	16	30	16	29	18	13	6	25	10	8	3	08/06		
		Lowest	- 128	- 91	- 48	1	64	97	171	120	75	- 2	- 31	- 99	- 128		
		Date	15	2	3	2	15	2	13	31	29	30	30	14	01/15		
(0.1mm)	Precip.	00~24h Total	140	800	435	1305	395	1435	2990	2895	1145	990	25	295	12850		
		Highest. 1	Daily	40	415	155	445	200	725	740	840	660	450	15	240	840	
			Date	29	22	25	5	9	25	5	14	11	1	23	24	08/14	
			Hourly	15	75	40	115	40	555	390	390	145	245	10	85	555	
(0.1mm)	Date	29	22	31	6	5	25	5	21	11	2	23	24	06/25			
(0.1%)	Wind	Mean Speed	12	14	11	11	10	8	6	6	8	7	12	14	10		
		Highest Gust Speed	128	221	195	137	118	97	154	104	125	133	121	163	221		
		Dir.	WSW	S	NE	SW	SE	NNE	SW	ENE	WSW	NE	E	SW	S		
(0.1%)	Date	30	9	8	26	29	8	18	31	9	23	24	1	02/09			
Wind Directions Only	Hourly Occurrence Maximum Speed	NNE	24	33	15	22	13	13	13	15	16	13	16	20	33		
		NE	30	30	15	21	20	14	23	19	23	18	18	24	30		
		ENE	34	29	37	28	22	24	13	10	13	19	37	27	37		
		E	31	26	40	29	34	13	19	11	25	23	35	39	40		
		ESE	33	25	31	30	31	12	17	11	14	28	33	40	40		
		SE	44	35	30	23	38	22	18	14	17	24	28	33	44		
		SSE	46	32	31	27	33	22	17	26	23	18	36	37	46		
		S	45	44	35	43	38	23	22	14	23	11	33	40	45		
		SSW	42	38	36	36	30	32	27	26	29	32	39	45	45		
		SW	38	41	34	34	33	37	23	24	27	34	39	41	41		
		WSW	39	43	36	40	24	31	19	23	35	28	34	33	43		
		W	32	34	32	28	22	22	14	12	32	31	18	33	34		
		WNW	13	32	19	25	7	12	9	10	11	32	17	23	32		
		NW	30	19	12	29	13	20	8	9	9	17		18	30		
		NNW	19	26		15	6	11	7	11	21	19	7	25	26		
		N	25	25	10	19	6	13	7	10	17	5	9	18	25		
		(0.1%)	Hourly Occurrence Percentage	CALM	341	256	371	311	358	404	456	499	350	440	284	205	357
				NNE	28	21	26	33	19	24	32	34	32	34	21	28	28
				NE	70	77	67	88	157	129	153	163	254	195	64	47	122
				ENE	43	42	47	60	60	38	67	23	54	24	49	67	48
E	40			52	28	38	42	19	30	12	11	15	51	129	39		
ESE	22			34	22	31	30	11	19	8	7	8	75	164	36		
SE	35			31	20	24	15	8	5	11	6	8	38	39	20		
SSE	42			21	22	22	36	7	9	12	7	7	29	40	21		
S	52			42	31	43	23	31	19	15	14	8	54	44	31		
SSW	93			101	91	85	87	79	38	54	50	55	106	63	75		
SW	138			174	175	150	118	176	106	108	147	122	135	78	135		
WSW	56			79	75	57	31	39	38	34	42	35	58	43	49		
W	13			27	12	15	8	8	11	9	11	20	7	13	13		
WNW	4			16	4	7	3	4	3	4	7	16	8	4	7		
NW	5			3	3	6	5	6	1	7	1	3		5	4		
NNW	5			9		7	3	7	1	4	4	9	7	13	6		
N	11	15	7	25	5	10	12	5	3	1	14	15	10				

Element		1	2	3	4	5	6	7	8	9	10	11	12			
Number of Days With Classified	Daily Max. Temp.	0.0	4	2										1	7	
		0.1 ~ 10.0	22	19	7								7	28	83	
		10.1 ~ 20.0	5	7	24	14	4	1				15	21	2	93	
		20.1 ~ 30.0				16	24	24	15	16	30	16	2		143	
		30.1					3	5	16	15					39	
	Daily Mean Temp.	- 5.0	4	1											2	7
		- 4.9 ~ 0.0	14	12	2										19	47
		0.1 ~ 10.0	13	15	29	3						3	25	10	98	
		10.1 ~ 20.0				27	28	15		3	23	28	5		129	
		20.1					3	15	31	28	7				84	
	Daily Min. Temp.	- 15.0														
		- 14.9 ~ - 5.0	16	14											18	48
		- 4.9 ~ 0.0	12	14	15							1	11	11	64	
		0.1 ~ 10.0	3		16	26	13	2			2	16	18	2	98	
		10.1				4	18	28	31	31	28	14	1		155	
	Daily Precip.	0.1mm	7	6	10	12	6	10	20	13	5	5	3	5	102	
		10.0mm		2	2	4	2	4	10	6	3	2		1	36	
		30.0mm		1		2		1	3	4	2	2			15	
		80.0mm								1					1	
		100.0mm														
	Hourly Max. Precip.	1.0mm	4	6	8	12	5	8	18	13	4	5	1	3	87	
6.0mm			2		4		5	10	6	3	2		1	33		
10.0mm					2		3	7	3	1	2			18		
20.0mm							1	3	2		1			7		
30.0mm							1	2	2					5		
Daily Max. Wind Speed	0.5 ~ 3.3%	1		1				1	4	1	3			11		
	3.4 ~ 7.9%	16	7	20	16	21	23	20	25	23	20	20	10	221		
	8.0 ~ 13.8%	14	19	8	14	10	7	9	2	6	8	10	19	126		
	13.9%		2	2				1					2	7		
10 - Day Summary	Mean Temp. (0.1 )	1st	32	- 6	30	117	157	183	230	257	195	172	100	5		
		2nd	- 24	16	65	132	161	196	240	226	187	130	54	- 26		
		3rd	- 21	21	61	140	185	210	249	220	174	110	48	5		
	Mean Max. Temp. (0.1 )	1st	94	55	100	191	227	264	277	328	258	233	183	58		
		2nd	33	84	147	199	245	280	308	273	261	193	117	32		
		3rd	41	93	119	219	276	278	310	292	255	195	111	64		
	Mean Min. Temp. (0.1 )	1st	- 11	- 48	- 22	60	103	123	208	216	155	136	40	- 35		
		2nd	- 71	- 48	6	81	92	141	204	199	137	97	8	- 73		
		3rd	- 73	- 31	14	72	120	167	217	177	124	59	- 2	- 38		
	Mean Wind Speed (0.1%)	1st	9	14	15	10	10	10	6	7	7	6	9	13		
		2nd	14	15	10	13	10	8	7	4	9	7	14	15		
		3rd	13	13	9	11	9	6	6	8	8	9	12	14		
Total Precip. (0.1mm)	1st	40	95	50	810	360	320	1815	430	385	900	5	35			
	2nd	40	290	110	390	25	100	935	1490	660	90		5			
	3rd	60	415	275	105	10	1015	240	975	100		20	255			

Element		1	2	3	4	5	6	7	8	9	10	11	12					
(0.1 )	Air Temp.	Mean	57	56	87	150	184	216	274	273	229	183	112	54	156			
		Mean Max.	98	102	134	199	240	259	309	313	270	220	162	94	200			
		Mean Min.	23	11	40	101	130	174	245	239	195	152	64	14	116			
		Highest	183	167	184	278	301	293	354	350	308	281	228	170	354			
		Date	29	16	29	30	30	15	25	7	6	10	10	24	07/25			
		Lowest	- 16	- 41	- 18	44	87	133	213	180	144	75	21	- 21	- 41			
		Date	17	19	7	4	8	14	12	27	30	31	16	20	02/19			
(0.1mm)	Precip.	00~24h Total	645	1020	565	1220	680	1640	3020	2920	1165	4175	155	305	17510			
		Highest. 1 Daily	205	585	290	520	245	635	2020	1035	485	2320	80	95	2320			
		Date	5	22	20	6	12	6	31	9	11	2	29	24	10/02			
		Hourly Date	85	155	65	145	85	190	955	645	310	755	30	50	955			
(0.1%)	Wind	Mean Speed	42	45	35	34	26	24	28	26	31	35	30	32	32			
		Highest Gust Speed	184	172	171	154	144	110	101	109	121	132	147	146	184			
		Dir.	NW	NW	NW	NW	NNW	NNW	SSE	ESE	N	ESE	ESE	SE	NW			
(0.1%)	Wind Directions Only	Date	30	23	21	17	26	7	17	29	15	30	30	11	01/30			
		Hourly Occurrence Maximum Speed	NNE	56	27	46	58	35	25	54	50	62	72	56	56	72		
			NE	52	35	44	68	67	36	54	51	50	63	60	65	68		
			ENE	69	41	55	60	64	47	58	46	55	74	69	58	74		
			E	40	50	50	61	62	54	63	54	56	74	82	66	82		
			ESE	32	40	34	43	50	59	56	61	60	78	88	79	88		
			SE	18	35	31	45	34	30	47	42	50	35	51	86	86		
			SSE	20	28	37	38	49	40	60	64	68	65	59	65	68		
			S	32	41	42	60	39	46	58	49	67	62	36	22	67		
			SSW	33	54	40	77	46	54	48	50	38	57	31	55	77		
			SW	54	78	55	78	47	51	34	44	39	37	20	12	78		
			WSW	54	69	50	66	38	40	19	39	21	31	19	23	69		
			W	42	26	59	35	43	44	27	41	27	13	17		59		
			WNW	84	66	60	83	43	47	45	53	48	46	33	25	84		
			NW	111	112	112	97	67	57	51	54	71	60	35	26	112		
			NNW	75	89	87	70	84	69	53	49	76	58	37	35	89		
			N	54	51	53	72	30	26	26	50	68	74	36	33	74		
			(0.1%)	Hourly Occurrence Percentage	CALM	5	4	7	17	23	22	42	13	18	8	7	8	15
					NNE	20	4	38	36	60	31	28	114	100	204	67	58	64
					NE	32	6	24	50	28	28	38	47	42	71	65	78	43
ENE	51	7			38	45	44	33	94	47	82	79	114	133	64			
E	8	13			30	42	50	51	126	67	122	109	219	212	88			
ESE	3	16			17	62	118	118	191	136	203	156	322	348	142			
SE	4	6			7	18	39	21	58	58	25	24	57	102	35			
SSE	5	1			9	32	50	42	122	102	47	11	19	5	38			
S	5	12			16	31	36	51	78	51	24	8	11	7	28			
SSW	4	13			17	91	60	111	24	79	7	9	13	7	36			
SW	16	64			27	90	20	40	8	17	8	4	6	1	25			
WSW	15	21			15	27	17	22	5	8	7	1	10	3	12			
W	17	24			26	27	5	28	9	15	4	1	3		13			
WNW	58	68			87	73	86	113	59	126	85	35	22	11	69			
NW	430	537	328	214	163	164	50	60	54	52	18	1	170					
NNW	289	164	222	94	171	107	51	28	119	97	18	9	114					
N	36	37	93	53	28	18	16	30	53	129	29	16	45					

Element		1	2	3	4	5	6	7	8	9	10	11	12		
Number of Days With Classified	Daily Max. Temp.	0.0													
		0.1 ~ 10.0	15	12	4								2	18	51
		10.1 ~ 20.0	16	16	27	17	2					7	22	13	120
		20.1 ~ 30.0				12	28	30	12	6	29	24	6		147
	Daily Mean Temp.	30.1					1		19	25	1				46
		- 5.0													
		- 4.9 ~ 0.0		1											1
		0.1 ~ 10.0	26	25	24	1							11	29	116
	Daily Min. Temp.	10.1 ~ 20.0	5	2	7	29	25	2			2	20	19	2	113
		20.1					6	28	31	31	28	11			135
		- 15.0													
		- 14.9 ~ - 5.0	14	8	2									7	31
	Daily Precip.	- 4.9 ~ 0.0	17	20	29	13	2					2	27	24	134
		0.1 ~ 10.0				16	29	30	31	31	30	29	3		199
		10.1													
		0.1mm	7	11	8	7	7	8	8	15	11	8	7	11	108
		10.0mm	4	2	1	4	4	3	4	5	3	6			36
	Hourly Max. Precip.	30.0mm		1		1		3	3	3	2	3			16
		80.0mm							1	1		1			3
		100.0mm							1	1		1			3
1.0mm		5	7	7	6	4	6	4	11	8	8	4	8	78	
6.0mm		1	1	1	2	1	4	4	5	4	3			26	
Daily Max. Wind Speed	10.0mm		1		1		2	3	5	2	3			17	
	20.0mm							2	3	1	1			7	
	30.0mm							1	1	1	1			4	
	0.5 ~ 3.3%												1	1	
Daily Max. Wind Speed	3.4 ~ 7.9%	4	3	10	10	23	21	15	18	15	9	13	9	150	
	8.0 ~ 13.8%	22	17	16	16	7	9	16	13	15	22	14	20	187	
	13.9%	5	8	5	3	1						2	2	26	
10 - Day Summary	Mean Temp.	1st	92	46	68	139	172	209	265	285	238	215	142	62	
		2nd	38	60	93	153	183	212	274	268	231	180	96	37	
		3rd	42	65	99	157	196	227	282	265	218	157	98	63	
	Mean Max. Temp.	1st	127	84	119	182	221	258	294	324	324	275	251	198	106
		2nd	78	113	144	202	244	259	312	309	309	270	209	146	69
		3rd	89	112	138	213	253	260	321	308	308	264	200	141	106
	Mean Min. Temp.	1st	65	17	18	103	127	158	245	255	203	181	89	21	
		2nd	4	- 2	43	110	122	165	242	236	199	157	50	3	
		3rd	3	18	59	91	141	199	249	229	183	122	51	19	
	Mean Wind Speed	1st	37	49	39	35	26	29	37	25	26	29	29	28	
		2nd	45	45	33	40	26	26	27	22	40	39	31	34	
		3rd	43	42	32	28	25	18	21	30	27	36	29	34	
Total Precip.	1st	510	225		800	415	725	20	1095	450	3660	40	115		
	2nd	5	210	315	305	245	325	450	1570	530	515	20	95		
	3rd	130	585	250	115	20	590	2550	255	185		95	95		

		Element	1	2	3	4	5	6	7	8	9	10	11	12			
(0.1 )	Air Temp.	Mean	67	65	94	143	183	215	274	282	237	189	124	70	162		
		Mean Max.	99	105	133	181	226	253	302	317	275	227	164	100	199		
		Mean Min.	37	22	54	103	143	184	251	250	202	156	84	39	127		
		Highest	169	172	182	220	263	282	348	354	306	276	231	169	354		
		Date	29	16	19	24	18	18	25	4	1	9	7	24	08/04		
		Lowest	- 2	- 15	0	44	102	145	221	197	165	90	39	10	- 15		
		Date	25	10	7	3	8	14	12	27	30	31	21	14	02/10		
(0.1mm)	Precip.	00~24h Total	220	460	375	1090	375	1070	170	1725	670	1715	130	260	8260		
		Highest. 1	100	285	190	635	230	435	155	570	270	765	75	90	765		
		Daily	7	22	20	6	12	29	11	20	7	1	28	24	10/01		
		Date	29	22	20	17	12	29	11	19	7	1	29	24	08/19		
(0.1%)	Wind	Mean Speed	52	59	43	38	36	32	31	40	37	41	43	49	42		
		Highest Gust Speed	204	204	190	153	177	147	139	188	190	185	178	183	204		
		Dir.	NW	NNW	NE	E	E	ESE	ESE	S	E	SE	NNW	NNW	NNW		
		Date	20	20	11	10	9	20	26	20	15	1	18	24	02/20		
(0.1%)	Wind Directions Only	Hourly Occurrence Maximum Speed	72	56	60	65	35	28	23	68	76	87	77	66	87		
		NNE	29	26	31	31	29	25	16	31	39	41	30	34	41		
		NE	64	22	59	59	24	50	30	40	69	46	31	21	69		
		ENE	73	73	67	107	109	81	80	85	121	85	55	28	121		
		E	71	95	62	74	102	88	75	97	83	64	46	31	102		
		ESE	53	84	68	83	65	79	60	80	62	125	42	43	125		
		SE	44	112	62	101	49	72	56	77	68	129	70	103	129		
		SSE	43	112	44	98	52	51	75	70	97	118	69	90	118		
		S	57	124	58	77	28	41	59	65	81	102	60	88	124		
		SSW	54	110	37	69	23	39	52	82	60	83	74	98	110		
		SW	77	73	66	77	75	56	44	56	81	24	77	70	81		
		WSW	90	79	128	77	90	52	63	82	80	47	75	121	128		
		W	93	80	112	74	74	68	45	54	66	53	63	90	112		
		WNW	126	112	95	68	64	65	47	51	59	51	74	112	126		
		NW	116	144	111	96	86	67	43	75	80	121	113	108	144		
		NNW	82	76	69	80	58	58	43	75	79	91	84	77	91		
		(0.1%)	Hourly Occurrence Percentage	CALM	3	1	4	7	13	33	30	12	7	4	1	10	
				NNE	65	55	108	68	43	64	17	75	129	188	178	122	93
				NE	17	12	48	28	39	22	27	28	50	32	43	44	33
				ENE	24	4	16	17	28	28	19	28	22	28	25	5	21
				E	38	22	28	44	114	92	67	99	94	59	25	4	58
				ESE	24	19	30	125	134	110	108	122	75	35	24	8	68
				SE	8	9	11	67	67	90	320	73	26	27	13	7	60
				SSE	8	24	16	61	65	69	190	62	14	13	10	9	45
				S	3	37	12	32	31	24	60	40	19	24	10	5	25
				SSW	4	18	22	40	20	25	46	38	39	22	22	12	26
				SW	8	4	8	24	9	18	16	40	26	5	17	11	16
WSW	7			6	11	26	22	32	17	40	31	8	6	1	17		
W	9			7	15	54	54	58	40	48	33	12	10	8	29		
WNW	23			27	39	26	34	31	7	30	15	8	21	36	25		
NW	69			76	132	44	48	40	4	43	28	22	38	103	54		
NNW	462			484	280	221	204	193	20	98	203	247	338	422	263		
N	228	193	222	115	74	71	12	122	188	265	224	199	159				



Element		1	2	3	4	5	6	7	8	9	10	11	12		
Number of Days With Classified	Daily Max. Temp.	0.0													
		0.1 ~ 10.0	17	13	4								2	19	55
		10.1 ~ 20.0	14	15	27	26	4					3	23	12	124
		20.1 ~ 30.0				4	27	30	17	4	28	28	5		143
	Daily Mean Temp.	30.1							14	27	2				43
		- 5.0													
		- 4.9 ~ 0.0													
		0.1 ~ 10.0	25	25	20	1							8	27	106
	Daily Min. Temp.	10.1 ~ 20.0	6	3	11	29	25	3				20	21	4	122
		20.1					6	27	31	31	30	11	1		137
		- 15.0													
		- 14.9 ~ - 5.0	1	4	1										6
	Daily Precip.	- 4.9 ~ 0.0	30	24	29	13						2	25	31	154
		0.1 ~ 10.0			1	17	31	30	31	31	30	29	5		205
		10.1													
0.1mm		5	8	8	6	6	8	4	10	8	8	4	9	84	
Hourly Max. Precip.	10.0mm	1	1	1	3	1	3	1	5	3	5			24	
	30.0mm				1		2		3		2			8	
	80.0mm														
	100.0mm														
Daily Max. Wind Speed	1.0mm	3	4	5	5	5	5	1	10	6	6	3	4	57	
	6.0mm		1		2	1	2	1	5	3	4	2		21	
	10.0mm				1	1		1	3	1	3			10	
	20.0mm								3					3	
Daily Max. Wind Speed	30.0mm								1					1	
	0.5 ~ 3.3%							2			1			3	
	3.4 ~ 7.9%	2	3	4	9	9	12	18	6	5	4	8	5	85	
	8.0 ~ 13.8%	20	12	19	18	20	15	10	23	22	18	14	17	208	
10 - Day Summary	Mean Temp.	13.9%	9	13	8	3	2	3	1	2	3	8	8	9	69
		1st	99	54	78	134	173	205	260	298	247	221	154	79	
		2nd	50	72	100	143	177	213	272	277	237	187	108	53	
	Mean Max. Temp.	3rd	54	71	105	153	196	227	290	272	227	162	111	77	
		1st	130	84	118	169	210	248	278	336	287	253	198	112	
		2nd	78	118	144	181	226	258	300	311	272	221	148	77	
	Mean Min. Temp.	3rd	89	113	137	191	240	252	326	306	266	208	147	111	
		1st	70	29	39	98	140	170	241	265	209	190	109	47	
		2nd	26	12	52	100	133	176	247	245	205	161	74	28	
	Mean Wind Speed	3rd	17	28	70	110	156	206	263	241	194	121	70	43	
		1st	41	61	53	42	45	40	39	38	29	42	42	45	
		2nd	58	62	38	41	30	34	27	36	42	39	42	53	
Total Precip.	3rd	56	51	40	33	34	23	27	43	39	42	44	49		
	1st	150	145	15	685	125	450	10	245	440	1520		105		
	2nd		30	210	255	230	155	155	1390	175	195	10	15		
(0.1mm)	3rd	70	285	150	150	20	465	5	90	55		120	140		

Element		1	2	3	4	5	6	7	8	9	10	11	12				
(0.1 )	Air Temp.	Mean	0	18	59	135	176	214	266	255	197	145	59	- 5	127		
	Mean Max.	73	91	141	221	269	289	320	314	274	222	153	68	203			
	Mean Min.	- 62	- 49	- 19	52	86	148	228	208	141	95	- 14	- 68	62			
	Highest	138	168	207	292	344	350	363	373	301	293	223	143	373			
	Date	2	16	30	30	29	18	22	6	9	10	10	3	08/06			
	Lowest	- 118	- 90	- 69	- 27	35	77	186	126	55	- 29	- 60	- 136	- 136			
	Date	26	15	7	3	7	4	27	31	30	31	24	14	12/14			
(0.1mm)	Precip.	00~24h Total	125	425	405	550	345	270	1755	1975	830	1230	5	240	8155		
		Highest. 1 Daily	55	260	125	190	140	95	600	675	435	590	5	200	675		
	Hourly	15	40	50	50	120	30	590	240	200	165	5	95	590			
	Date	29	22	2	17	31	27	25	21	11	1	23	24	07/25			
(0.1%)	Wind	Mean Speed	15	18	14	16	15	14	10	10	9	8	13	17	13		
		Highest Gust Speed	132	149	139	115	130	89	81	84	84	117	121	121	149		
		* Dir.	WNW	WNW	WNW	WNW	W	W	W	WNW	WNW	NW	NW	NW	WNW		
(0.1%)	Wind Directions Only	Date	14	20	6	2	26	4	14	7	28	29	24	4	02/20		
		Hourly Occurrence Maximum Speed	28	31	24	21	16	27	8	13	13	23	26	38	38		
		NNE	26	41	33	19	11	22	17	9	21	25	37	36	41		
		NE	30	43	34	30	17	31	24	19	33	26	32	38	43		
		ENE	26	20	40	21	24	20	24	28	21	28	21	23	40		
		E	14	20	20	17	16	26	26	18	21	24	16	13	26		
		ESE	18	18	29	45	36	39	33	40	30	22	12	18	45		
		SE	26	25	40	37	36	41	28	37	31	25	32	12	41		
		SSE	10	44	34	40	43	32	30	28	38	23	15	14	44		
		S	15	33	32	42	39	48	34	28	24	23	10	16	48		
		SSW	18	27	24	35	32	34	23	23	30	18	12	15	35		
		SW	21	31	30	33	41	25	26	28	15	18	20	22	41		
		WSW	35	52	46	47	56	42	30	33	31	28	43	37	56		
		W	61	77	84	68	66	63	38	45	40	58	61	67	84		
		WNW	67	76	63	60	62	58	28	34	40	61	60	65	76		
		NW	59	49	58	44	58	29	11	26	33	50	56	54	59		
		NNW	54	28	32	41	35	16	22	27	15	26	36	36	54		
		N	286	241	267	183	242	200	288	282	309	378	313	270	272		
		(0.1%)	Hourly Occurrence Percentage	CALM	18	24	12	13	5	4	4	7	8	8	15	30	12
				NNE	27	30	32	13	12	11	12	4	11	24	24	40	20
NE	43			47	38	31	19	18	27	23	45	28	44	40	33		
ENE	55			33	30	51	30	25	34	51	43	54	43	27	40		
E	30			30	32	31	30	22	26	30	24	43	24	16	28		
ESE	18			20	26	40	36	60	39	42	43	32	15	12	32		
SE	32			15	47	44	47	86	90	67	74	52	29	15	50		
SSE	9			26	35	63	38	81	85	74	57	51	17	11	46		
S	12			23	26	40	47	81	92	51	46	34	7	7	39		
SSW	7			9	15	32	23	42	44	30	21	24	10	5	22		
SW	8			6	13	28	17	24	24	22	17	20	13	15	17		
WSW	36			47	52	89	74	83	73	78	63	58	51	34	62		
W	131			162	227	183	249	185	125	156	152	101	179	148	166		
WNW	173			183	97	115	91	57	28	58	60	55	136	216	105		
NW	77	67	40	38	27	17	5	17	21	24	47	87	39				
NNW	36	38	11	7	13	4	4	9	8	13	33	27	17				

Element		1	2	3	4	5	6	7	8	9	10	11	12			
Number of Days With Classified	Daily Max. Temp.	0.0														
		0.1 ~ 10.0	21	16	6								4	27	74	
		10.1 ~ 20.0	10	11	24	8	3					9	20	4	89	
		20.1 ~ 30.0			1	22	23	20	6	8	29	22	6		137	
	Daily Mean Temp.	30.1					5	10	25	23	1				64	
		- 5.0	1												1	
		- 4.9 ~ 0.0	15	4	1									20	40	
		0.1 ~ 10.0	14	23	29	3						3	25	11	108	
	Daily Min. Temp.	10.1 ~ 20.0			1	27	25	9		1	14	25	5		107	
		20.1					6	21	31	30	16	3			107	
		- 15.0												4	23	68
		- 14.9 ~ - 5.0	21	15	5									20	7	71
	Daily Precip.	- 4.9 ~ 0.0	8	11	18	5						2	20	7	80	
		0.1 ~ 10.0	2	1	8	22	21	2			3	14	6	1	145	
		10.1				3	10	28	31	31	27	15			24	
		0.1mm	7	6	8	8	5	8	18	13	5	8	1	4	91	
	Hourly Max. Precip.	10.0mm		1	2	3	2		6	4	2	3		1	6	
		30.0mm							1	3	1	1			1	
		80.0mm													1	
		100.0mm													1	
		1.0mm	3	5	6	7	5	7	14	11	4	8		2	72	
Daily Max. Wind Speed	6.0mm					1		6	5	2	2		1	17		
	10.0mm					1		6	4	1	2			14		
	20.0mm							1	2	1				4		
	30.0mm							1						1		
Daily Max. Wind Speed	0.5 ~ 3.3%	1		2		2		1	4	5	9	3	3	30		
	3.4 ~ 7.9%	19	8	17	17	20	25	29	26	22	21	13	10	227		
	8.0 ~ 13.8%	11	18	11	13	9	5	1	1	3	1	14	18	105		
	13.9%		1	1										2		
10 - Day Summary	Mean Temp.	1st	35	10	38	125	160	195	260	276	211	185	95	0		
		2nd	- 18	21	61	136	174	215	264	250	197	141	45	- 22		
		3rd	- 18	22	75	144	192	232	272	240	184	111	39	7		
	Mean Max. Temp.	1st	113	69	117	206	241	276	304	338	277	249	199	79		
		2nd	52	100	166	218	269	298	325	298	273	207	134	45		
		3rd	55	104	141	239	295	294	330	308	271	210	128	79		
	Mean Min. Temp.	1st	- 30	- 39	- 37	48	81	121	233	225	167	143	13	- 66		
		2nd	- 72	- 60	- 36	59	82	142	223	216	134	103	- 26	- 84		
		3rd	- 81	- 48	14	50	96	180	229	184	122	44	- 30	- 54		
	Mean Wind Speed	1st	12	21	19	14	14	16	11	11	8	7	10	15		
		2nd	18	18	11	19	15	14	10	9	11	7	15	19		
		3rd	15	15	13	15	15	12	10	10	10	10	14	17		
Total Precip.	1st	35	70	70	295	185	130	690	45	315	990		35			
	2nd	15	95	115	215	35	40	250	1325	435	225					
	3rd	75	260	220	40	125	100	815	605	80	15	5	205			

Element		1	2	3	4	5	6	7	8	9	10	11	12						
(0.1 )	Air Temp.	Mean	- 6	13	56	134	180	221	274	259	204	149	60	- 4	128				
		Mean Max.	60	82	134	219	266	293	325	317	276	220	143	59	200				
		Mean Min.	- 59	- 47	- 12	59	102	160	237	215	153	101	- 1	- 55	71				
		Highest	143	159	203	298	333	341	360	377	311	293	210	135	377				
		Date	8	16	30	16	29	19	21	6	25	9	7	3	08/06				
		Lowest	- 123	- 95	- 56	- 20	50	93	206	140	73	- 15	- 41	- 121	- 123				
		Date	23	2	3	3	7	4	27	31	30	31	27	14	01/23				
(0.1mm)	Precip.	00~24h Total	145	475	365	565	855	190	2410	2025	1415	945	40	280	9710				
		Highest. 1	Daily	60	240	145	170	580	65	645	885	1085	475	25	215	1085			
			Date	20	22	25	5	31	30	14	21	11	1	23	24	09/11			
			Hourly	20	55	40	45	380	60	485	360	295	100	15	85	485			
(0.1%)	Wind	Date	29	20	2	5	31	30	14	21	11	1	23	24	07/14				
		Mean Speed	14	18	15	18	15	15	13	13	11	10	14	15	14				
		Highest Gust Speed	114	115	123	120	114	92	91	92	75	119	114	106	123				
Wind Directions Only	Hourly Occurrence Maximum Speed	Dir.	WNW	WSW	NNW	S	ESE	SE	WNW	SW	W	WNW	SW	NW	NNW				
		Date	14	20	6	14	31	6	17	21	28	29	24	26	03/06				
		(0.1%)	Hourly Occurrence Percentage	NNE	31	22	35	31	20	22	21	28	35	40	49	31	49		
				NE	24	26	30	24	21	22	20	24	23	43	25	29	43		
				ENE	25	25	33	27	25	19	21	22	25	22	25	23	33		
				E	22	24	17	31	24	35	34	53	24	22	21	13	53		
				ESE	14	30	28	41	62	47	39	50	39	16	24	16	62		
				SE	22	28	23	37	32	36	34	30	20	12	18	16	37		
				SSE	18	20	42	40	35	40	18	32	18	14	14	12	42		
				S	13	49	37	68	50	39	52	51	13	11	38	15	68		
				SSW	14	26	34	64	44	37	46	51	35	24	37	33	64		
				SW	29	67	55	59	45	44	45	43	34	17	42	29	67		
				WSW	26	41	55	55	47	46	43	38	29	18	47	44	55		
				W	55	48	58	48	53	47	38	35	37	20	59	52	59		
				WNW	63	68	57	59	59	46	35	32	45	71	62	58	71		
				NW	64	66	65	56	55	42	27	36	37	63	60	57	66		
				NNW	46	45	34	52	32	34	20	35	27	34	58	47	58		
				N	28	34	23	45	24	26	23	32	38	39	35	35	45		
				(0.1%)	Hourly Occurrence Percentage	CALM	194	141	120	106	117	85	168	137	193	275	211	181	161
						NNE	98	48	54	57	35	39	31	77	101	69	78	57	62
NE	50	52	60			44	43	54	27	54	65	61	65	72	54				
ENE	38	37	44			24	35	25	12	31	36	51	39	26	33				
E	12	12	26			24	23	26	19	35	17	22	10	10	20				
ESE	20	28	30			43	40	49	47	65	46	22	14	22	35				
SE	19	37	35			46	63	63	52	36	50	26	33	20	40				
SSE	28	22	32			46	70	40	48	36	58	47	35	30	41				
S	39	52	58			74	70	50	116	59	40	54	47	41	58				
SSW	51	45	66			82	63	88	99	71	63	46	40	34	62				
SW	24	34	47			68	60	57	83	59	28	24	29	41	46				
WSW	19	39	50			89	69	71	98	47	15	12	36	19	47				
W	50	45	66			67	81	56	60	49	32	22	44	34	50				
WNW	135	183	140			93	129	175	71	82	108	89	99	120	118				
NW	133	129	91			83	60	85	35	57	51	70	100	153	87				
NNW	44	57	34			25	17	15	11	50	26	38	71	101	41				
N	44	39	48			31	24	24	22	54	69	74	49	38	43				

Element		1	2	3	4	5	6	7	8	9	10	11	12		
Number of Days With Classified	Daily Max. Temp.	0.0	2	1										1	4
		0.1 ~ 10.0	22	16	5								5	26	74
		10.1 ~ 20.0	7	11	25	10	2					9	22	3	89
		20.1 ~ 30.0			1	20	25	18	4	7	25	22	3		125
		30.1					4	12	27	24	5				72
	Daily Mean Temp.	-5.0	3											2	5
		-4.9 ~ 0.0	14	10	1									17	42
		0.1 ~ 10.0	14	18	29	3						2	25	11	102
		10.1 ~ 20.0			1	27	24	7		1	11	25	5		101
		20.1					7	23	31	30	19	4			114
	Daily Min. Temp.	-15.0													
		-14.9 ~ -5.0	19	14	2									18	53
		-4.9 ~ 0.0	10	12	20	2						1	18	10	73
		0.1 ~ 10.0	2	2	9	24	16	2			2	15	12	2	86
		10.1				4	15	28	31	31	28	15			152
	Daily Precip.	0.1mm	7	7	9	8	6	6	15	13	4	8	3	6	92
		10.0mm		2	1	3	2		6	6	2	3		1	26
		30.0mm					1		3	2	1	1			8
		80.0mm								1	1				2
		100.0mm									1				1
	Hourly Max. Precip.	1.0mm	4	6	7	8	4	4	13	10	3	6	2	3	70
6.0mm						1	1	6	4	2	2		1	17	
10.0mm						1		6	3	1	1			12	
20.0mm						1		3	1	1				6	
30.0mm						1		3	1					5	
Daily Max. Wind Speed	0.5 ~ 3.3%	4	1						2	1	5	7	2	3	25
	3.4 ~ 7.9%	18	15	22	14	24	26	25	26	25	22	19	16	252	
	8.0 ~ 13.8%	9	12	9	16	7	4	4	4		2	9	11	87	
	13.9%														
10 - Day Summary	Mean Temp. (0.1 )	1st	33	1	33	126	167	198	268	282	215	188	97	3	
		2nd	-24	18	60	132	174	222	271	255	205	146	46	-26	
		3rd	-25	22	73	145	197	242	282	243	193	118	38	11	
	Mean Max. Temp. (0.1 )	1st	104	55	108	209	248	268	313	346	279	246	187	67	
		2nd	41	96	159	213	263	306	328	299	275	206	127	34	
		3rd	36	98	136	234	285	306	335	305	274	209	116	75	
	Mean Min. Temp. (0.1 )	1st	-20	-45	-32	53	96	135	238	236	172	149	28	-50	
		2nd	-74	-56	-24	64	91	152	232	221	148	104	-14	-79	
		3rd	-82	-39	16	59	116	194	241	192	138	55	-16	-36	
	Mean Wind Speed (0.1%)	1st	11	18	20	16	15	17	17	12	9	9	12	13	
		2nd	16	19	13	19	16	14	12	13	13	9	15	16	
		3rd	15	17	13	18	16	14	12	13	10	12	14	15	
Total Precip. (0.1mm)	1st	10	40	90	235	265	55	655	235	235	760		55		
	2nd	70	195	65	295			1500	630	1085	185		5		
	3rd	65	240	210	35	590	135	255	1160	95		40	220		

Element		1	2	3	4	5	6	7	8	9	10	11	12					
(0.1 )	Air Temp.	Mean	44	49	84	145	180	204	261	270	230	184	113	48	151			
		Mean Max.	73	84	124	184	224	243	298	303	261	214	144	77	186			
		Mean Min.	21	17	53	116	147	177	229	246	207	161	82	20	123			
		Highest	124	150	209	227	283	287	327	352	287	265	200	137	352			
		Date	2	16	7	29	30	18	20	6	17	10	10	24	08/06			
		Lowest	-38	-18	-98	74	124	148	194	208	160	93	23	-22	-98			
		Date	15	10	7	3	15	4	11	30	30	31	30	12	03/07			
(0.1mm)	Precip.	00~24h Total	155	500	154	595	385	920	1220	1165	970	1240	60	70	7434			
		Highest. 1	Daily	65	310	105	265	160	410	565	885	490	725	45	65	885		
			Date	29	22	31	6	9	29	6	14	11	1	7	24	08/14		
			Hourly	35	60	45	75	55	115	530	225	240	165	45	40	530		
(0.1%)	Wind	Mean Speed	40	44	32	32	28	26	21	24	25	24	27	36	30			
		Highest Gust Speed	172	149	145	153	140	114	111	115	147	150	132	165	172			
		Dir.	WNW	WNW	W	ESE	E	E	SW	ENE	E	WNW	WNW	W	WNW			
		Date	20	9	2	9	9	12	11	13	15	30	11	24	01/20			
(0.1%)	Wind Directions Only	Hourly Occurrence Maximum Speed	NNE	35	17	53	46		30	10	32	61	38	47	43	61		
			NE	33	22	45	26	21	39		27	27	47	17	24	24	47	
			ENE	67	53	76	86	54	59	64	73	75	69	38	19	86		
			E	57	92	77	111	77	70	72	81	64	75	39	39	111		
			ESE	24	46	39	39	46	43	36	31	35	37	38	39	46		
			SE		28	12	17	33	17	38	17	18	17	14	15	38		
			SSE			15	33	29	16	35	23	25	21	5	11	35		
			S	13	8	19	29	35	34	42	33	9	17	8		42		
			SSW	21	21	35	50	56	57	49	23	16	35	19	29	57		
			SW	38	47	43	64	64	64	50	45	62	39	34	22	64		
			WSW	48	76	96	81	69	67	62	41	76	37	88	62	96		
			W	122	99	103	65	54	68	41	51	50	58	88	108	122		
			WNW	106	106	89	76	58	21	25	40	57	103	86	96	106		
			NW	28	21	27	21	10	10	15	19	35	32	37	42	42		
			NNW	32	24	20	29			20	18	15	39	28	35	39		
			N	34	37	52	31	7	27	14	62	29	43	34	42	62		
			(0.1%)	Hourly Occurrence Percentage	CALM	24	22	66	35	58	94	94	56	60	58	54	43	55
					NNE	24	4	15	11		4	4	22	19	40	24	34	17
					NE	15	7	22	13	5	7		13	14	40	7	7	13
					ENE	74	25	79	85	52	114	58	177	242	274	18	12	101
					E	65	45	66	108	141	225	99	207	207	196	71	22	121
					ESE	16	13	15	25	38	51	54	16	31	48	24	35	31
					SE		1	4	7	26	10	18	9	7	20	8	4	10
					SSE			5	8	7	4	15	8	4	12	1	4	6
					S	1	1	5	17	8	4	37	12	3	7	7		9
					SSW	5	15	23	18	20	29	44	26	6	12	22	15	20
					SW	26	63	89	136	137	89	138	113	51	30	71	23	80
WSW	38	43			82	218	323	240	245	167	88	42	81	36	134			
W	176	195			192	185	117	90	140	97	108	52	221	195	147			
WNW	483	542			293	103	65	26	40	36	111	89	308	446	210			
NW	15	9	8	10	3	4	6	7	17	17	22	32	12					
NNW	15	6	20	7			7	13	10	19	22	26	12					
N	24	7	16	15	1	7	3	20	24	43	39	67	22					

Element		1	2	3	4	5	6	7	8	9	10	11	12		
Number of Days With Classified	Daily Max. Temp.	0.0													
		0.1 ~ 10.0	24	19	4								2	25	74
		10.1 ~ 20.0	7	9	26	23	4	1				13	28	6	117
		20.1 ~ 30.0			1	7	27	29	17	12	30	18			141
	Daily Mean Temp.	30.1							13	19					32
		- 5.0												1	4
		- 4.9 ~ 0.0	2	1											
		0.1 ~ 10.0	29	26	24	1							10	30	120
	Daily Min. Temp.	10.1 ~ 20.0		1	7	29	27	13			1	22	20		120
		20.1					4	17	30	31	29	9			120
		- 15.0													1
		- 14.9 ~ - 5.0	11	6	1									8	25
	Daily Precip.	- 4.9 ~ 0.0	20	22	30	4						2	21	23	122
		0.1 ~ 10.0				26	31	30	30	31	30	29	9		216
		10.1	4	6	3	7	4	8	8	5	6	5	2	2	60
		0.1mm				2	2	3	4	2	3	3			22
	Hourly Max. Precip.	10.0mm		1				1	1	1	1	1			6
		30.0mm								1					1
		80.0mm													
		100.0mm													
1.0mm		3	6	3	6	4	4	6	6	4	4	2	1	49	
Daily Max. Wind Speed	6.0mm		1		2		2	4	2	3	3			17	
	10.0mm						1	3	2	3	1			10	
	20.0mm							2	1	1				4	
	30.0mm							1						1	
	0.5 ~ 3.3%												1	1	
Daily Max. Wind Speed	3.4 ~ 7.9%	10	6	13	11	13	16	22	20	18	19	15	9	172	
	8.0 ~ 13.8%	16	19	16	16	17	14	8	11	11	10	14	21	173	
	13.9%	5	3	2	3	1				1	2		1	18	
	1st	78	36	64	132	163	195	256	281	237	212	144	60		
Mean Temp.	2nd	29	55	94	146	180	202	262	262	234	181	98	27		
	3rd	28	58	94	158	196	215	267	267	220	162	97	57		
	(0.1 )														
Mean Max. Temp.	1st	102	62	114	168	202	239	286	314	268	240	177	89		
	2nd	57	99	135	186	222	242	303	292	264	206	129	57		
	3rd	61	94	124	197	245	249	304	302	252	197	126	86		
Mean Min. Temp.	1st	60	15	26	105	139	166	225	259	217	189	112	29		
	2nd	5	12	62	116	142	174	223	241	212	162	70	- 4		
	3rd	1	27	68	127	160	191	240	240	193	134	65	32		
Mean Wind Speed	1st	37	48	46	36	36	30	20	30	20	22	25	31		
	2nd	43	44	21	34	28	31	16	26	33	26	27	37		
	3rd	41	41	30	27	23	15	25	18	23	24	29	38		
Total Precip.	(0.1%)														
	1st	85	125	49	345	280	325	970	190	415	1235	60			
	2nd		65		220	105	160	95	975	490	5				
(0.1mm)	3rd	70	310	105	30		435	155		65			70		

Element		1	2	3	4	5	6	7	8	9	10	11	12				
(0.1 )	Air Temp.	Mean	49	46	68	114	161	190			214	170	110	60			
		Mean Max.	71	73	97	144	196	225			241	190	137	83			
		Mean Min.	33	25	52	92	132	163			196	156	89	38			
		Highest	128	124	137	194	246	261	298	320	263	251	190	150	320		
		Date	2	16	11	23	22	22	29	11	3	9	10	3	08/11		
		Lowest	-16	-26	14	60	105	142	199	204	173	114	38	1	-26		
		Date	23	10	7	7	13	13	27	31	21	30	30	12	02/10		
(0.1mm)	Precip.	00~24h Total	80	195	155	275	220	285	145	60	465	1175	25	270	3350		
		Highest. 1 Daily	30	155	65	85	125	135	45	50	210	950	10	165	950		
		Date	7	22	20	5	9	6	31	25	6	1	17	24	10/01		
		Hourly Date	15	35	30	25	50	50	40	50	85	250	10	70	250		
(0.1%)	Wind	Mean Speed	67	70	51	47	42	32			38	68	60	67			
		Highest Gust Speed	240	214	207	139	141	136	152	190	192	231	223	224	240		
		Dir.	NNW	NNW	NW	SSW	N	ESE	SSW	E	S	NNW	N	NW	NNW		
(0.1%)	Wind Directions Only	Date	20	10	1	14	6	6	2	13	11	29	18	16	01/20		
		Hourly Occurrence Maximum Speed	108	126	108	98	80	59			120	106	158	148	127	158	
		NNE	120	96	113	79	12	51			72	85	167	92	107	167	
		NE	103	98	91	79	81	48	13	133	94	123	59	78	133		
		ENE	88	58	73	56	85	41			111	63	87	43	52	111	
		E	56	70	59	67	94	93	26	111	69	82	73	46	111		
		ESE	33	51	51	59	85	86	36	52	22	32	70	35	86		
		SE	15	35	35	47	56	56	38	44	24	42	41	32	56		
		SSE	37	90	20	106	80	54	70	103	120	83	73	105	120		
		S	75	166	68	108	94	75	116	88	52	25	61	59	166		
		SSW	10	66	32	80	98	73	54	58	57	44	69	108	108		
		SW	97	73	76	83	106	83	60	57	57	55	102	106	106		
		WSW	78	85	89	80	68	63			104	59	31	85	110	110	
		W	164	83	148	100	92	84			42	33		110	160	164	
		WNW	194	137	157	71	65	48	59	35	39	162	125	165	194		
		NW	171	160	159	101	103	51			75	116	137	161	142	171	
		NNW	132	164	129	106	105	73	70	118	85	132	130	106	164		
		(0.1%)	Hourly Occurrence Percentage	CALM	8	12	24	20	17	51	15	6	11	5	1	1	15
				NNE	91	112	175	65	26	50			76	129	283	92	61
NE	54			25	89	58	4	39			25	117	104	46	42	54	
ENE	75			28	58	42	17	50	5	45	122	65	57	16	51		
E	40			42	66	31	43	51			115	136	40	49	24	55	
ESE	30			31	73	72	133	206	35	74	56	26	43	34	70		
SE	22			9	23	41	93	83	10	18	10	15	24	20	32		
SSE	1			13	5	25	31	17	50	39	11	13	21	16	18		
S	4			21	5	73	95	54	270	181	19	11	49	22	51		
SSW	19			61	15	86	78	64	375	68	38	3	40	22	52		
SW	1			12	11	86	67	42	95	62	36	11	38	36	37		
WSW	9			22	28	120	164	74	60	43	26	12	29	70	55		
W	15			19	35	32	58	33			57	11	4	25	35	28	
WNW	59			48	51	25	52	40			21	18		57	97	42	
NW	62			57	60	71	47	44	5	14	22	15	74	182	59		
NNW	231	220	113	59	34	36			35	104	156	232	259	134			
N	278	268	169	92	40	65	80	121	133	238	124	63	143				



Element		1	2	3	4	5	6	7	8	9	10	11	12		
Number of Days With Classified	Daily Max. Temp.	0.0													
		0.1 ~ 10.0	25	21	17	1							4	22	90
		10.1 ~ 20.0	6	7	14	29	18	5				24	26	9	138
		20.1 ~ 30.0					13	25	13	20	30	7			108
	Daily Mean Temp.	30.1								2					2
		- 5.0													1
		- 4.9 ~ 0.0		1											1
		0.1 ~ 10.0	31	27	31	8							9	29	135
	Daily Min. Temp.	10.1 ~ 20.0				22	31	20			3	27	21	2	126
		20.1						10	13	22	27	4			76
		- 15.0													6
		- 14.9 ~ - 5.0	3	3											6
	Daily Precip.	- 4.9 ~ 0.0	28	25	31	20							19	31	154
		0.1 ~ 10.0				10	31	30	13	22	30	31	11		178
		10.1mm	9	4	6	6	4	6	5	2	7	5	3	8	65
10.0mm			1			1	1			2	1		1	7	
30.0mm											1			1	
Hourly Max. Precip.	80.0mm									1				1	
	100.0mm										1			1	
	1.0mm	2	2	4	6	3	5	3	2	5	5	1	3	41	
	6.0mm									2	1		1	4	
Daily Max. Wind Speed	10.0mm										1			1	
	20.0mm									1				1	
	30.0mm									1				1	
	0.5 ~ 3.3%	3	5	10	6	8	12	2	4	13	7	4	4	78	
Daily Max. Wind Speed	3.4 ~ 7.9%	15	10	12	22	21	18	3	11	14	9	12	10	157	
	8.0 ~ 13.8%	13	13	9	1	2		2	6	3	15	14	17	95	
	13.9%														
10 - Day Summary	Mean Temp.	1st	79	36	59	96	144	176			222	194	137	73	
		2nd	37	50	71	116	160	189		258	214	167	100	40	
		3rd	33	55	74	131	179	204		250	208	151	94	66	
	Mean Max. Temp.	1st	100	53	92	124	174	208			252	218	165	99	
		2nd	55	84	101	146	197	225		283	237	182	126	65	
		3rd	60	84	98	161	214	242		275	236	171	120	85	
	Mean Min. Temp.	1st	67	21	39	75	118	151			204	175	115	46	
		2nd	22	22	55	94	129	161		238	197	156	83	20	
		3rd	12	34	61	106	149	175		227	187	138	70	47	
	Mean Wind Speed	1st	53	80	59	40	48	45			26	54	53	63	
		2nd	78	68	46	52	34	31		37	54	85	60	80	
		3rd	70	59	47	47	42	21		52	34	66	68	59	
Total Precip.	1st	60	35	10	105	215	140	100		305	1115	10	70		
	2nd	5	5	65	140	5	75			145	60	10	30		
	3rd	15	155	80	30		70	45	60	15		5	170		

		Element	1	2	3	4	5	6	7	8	9	10	11	12				
(0.1 )	Air Temp.	Mean	50	46	71	120	166	198	252	261	222	171	109	58	144			
		Mean Max.	69	69	94	148	196	223	273	282	245	188	132	77	166			
		Mean Min.	33	26	52	95	137	174	234	242	204	156	87	35	123			
		Highest	124	121	139	215	239	256	325	330	266	237	190	130	330			
		Date	2	17	19	29	30	5	24	5	9	8	10	3	08/05			
		Lowest	- 6	- 17	17	64	106	146	206	208	178	116	38	2	- 17			
		Date	23	10	7	7	9	6	1	30	30	30	30	12	02/10			
(0.1mm)	Precip.	00~24h Total	65	145	155	255	215	390	1730	3800	1030	600	10	230	8625			
		Highest. 1	Daily	30	130	75	80	160	285	590	1220	450	350	10	155	1220		
		Date	7	22	20	11	9	20	18	25	11	1	17	24	08/25			
		Hourly	20	30	25	35	55	155	550	670	265	70	5	90	670			
(0.1%)	Wind	Mean Speed	86	95	66	54	48	43	48	55	43	66	78	90	64			
		Highest Gust Speed	289	273	277	159	174	204	188	263	178	295	276	307	307			
		Dir.	N	N	N	NNW	S	S	SSW	SSE	N	N	N	NNW	NNW			
		Date	20	20	1	18	9	6	18	13	27	29	18	16	12/16			
(0.1%)	Wind Directions Only	Hourly Occurrence Maximum Speed	NNE	68	113	85	84	95	66	52	39	53	34	67	55	113		
			NE		57	14	75	52	40	35	23	38	34	14	14	75		
			ENE	14	7	6	54	22	29	20	27	17	16	16	15	54		
			E	16		25	27	14	15	24	16	37	32	20	17	37		
			ESE	7		33	27	21	28	30	26	37	35	22	18	37		
			SE	30	61	60	90	93	59	54	23	31	20	34	19	93		
			SSE	52	144	91	125	110	96	112	109	73	52	66	103	144		
			S	74	134	99	105	130	169	107	228	135	154	85	66	228		
			SSW	44	34	37	30	51	47	59	46	55	57	40	36	59		
			SW	18		17		27	13	13	24	32	18	10	20	32		
			WSW	9			17	13			7	12	13	17	5	17		
			W	10		9	12		7			11	22		5	22		
			WNW	20		16	25	6	11	24		17	19		6	25		
			NW	18	14	44	54	32	29	54	42	23	35	6	15	54		
			NNW	236	235	215	123	137	113	83	141	155	256	222	245	256		
			N	164	159	150	113	122	123	120	140	130	163	214	180	214		
			(0.1%)	Hourly Occurrence Percentage	CALM	16	33	40	17	4	18	5	12	40	31	26	28	22
					NNE	8	24	22	107	94	46	34	35	42	27	15	13	39
					NE		1	1	18	22	8	11	8	19	12	11	12	10
					ENE	5	3	1	4	3	4	4	5	10	7	14	9	6
					E	3		5	1	1	3	3	4	14	12	10	15	6
					ESE	1		8	4	3	6	3	3	13	11	8	13	6
					SE	8	7	16	25	8	17	16	9	19	11	14	11	13
					SSE	28	63	35	135	133	78	371	145	58	31	64	40	99
					S	108	134	165	207	367	413	405	376	258	132	182	89	237
					SSW	13	4	20	6	46	47	24	13	46	26	14	12	23
					SW	4		3		1	3	4	1	6	4	3	4	3
					WSW	1			3	3			3	6	3	4	1	2
W	3				1	3		1			6	4		1	2			
WNW	3				4	6	1	3	3		4	3		1	2			
NW	7	1			15	21	15	15	13	16	11	11	1	3	11			
NNW	418	432			347	168	128	153	36	190	190	306	319	441	260			
N	374	298	316	276	172	185	69	179	258	371	314	305	259					

Element		1	2	3	4	5	6	7	8	9	10	11	12		
Number of Days With Classified	Daily Max. Temp.	0.0													
		0.1 ~ 10.0	26	23	22	1							4	25	101
		10.1 ~ 20.0	5	5	9	27	18	4				23	26	6	123
		20.1 ~ 30.0				2	13	26	27	25	30	8			131
	Daily Mean Temp.	30.1							4	6					10
		- 5.0													
		- 4.9 ~ 0.0		1											1
		0.1 ~ 10.0	31	27	30	7							10	29	134
	Daily Min. Temp.	10.1 ~ 20.0			1	23	30	13			1	26	20	2	116
		20.1					1	17	31	31	29	5			114
		- 15.0													
		- 14.9 ~ - 5.0	3	3											6
	Daily Precip.	- 4.9 ~ 0.0	28	25	31	18							21	31	154
		0.1 ~ 10.0				12	31	30	31	31	30	31	9		205
		10.1mm	5	3	6	7	3	6	13	11	7	6	1	6	74
		10.0mm		1			1	1	4	4	2	1		1	15
		30.0mm							2	4	2	1			9
	Hourly Max. Precip.	80.0mm								2					2
		100.0mm								2					2
		1.0mm	2	2	5	6	3	3	9	9	7	6		4	56
6.0mm							1	4	4	3	1		1	14	
10.0mm							1	3	4	2				10	
Daily Max. Wind Speed	20.0mm							2	3	1				6	
	30.0mm							2	2					4	
	0.5 ~ 3.3%	2	4	3	1	3	10	7	5	8	3	5	4	55	
Daily Max. Wind Speed	3.4 ~ 7.9%	10	7	15	25	21	17	17	19	16	15	8	3	173	
	8.0 ~ 13.8%	19	17	13	4	7	3	7	7	6	13	17	24	137	
	13.9%														
10 - Day Summary	Mean Temp.	1st	78	38	58	101	153	185	239	274	228	194	136	70	
		2nd	38	50	78	121	163	197	248	258	223	167	100	39	
		3rd	34	53	76	138	180	210	268	253	214	154	91	63	
	Mean Max. Temp.	1st	94	52	81	128	181	210	256	298	253	213	164	91	
		2nd	54	81	102	150	198	225	270	278	242	182	120	61	
		3rd	58	76	98	166	207	235	293	272	240	172	112	80	
	Mean Min. Temp.	1st	65	24	39	78	127	165	223	251	211	177	113	43	
		2nd	23	20	56	96	130	169	227	241	208	155	81	18	
		3rd	13	34	61	111	153	188	249	234	194	139	68	43	
	Mean Wind Speed	1st	58	110	81	51	55	55	53	49	29	65	64	82	
		2nd	102	92	59	60	38	45	48	55	53	63	81	116	
		3rd	97	80	59	52	50	30	43	59	47	70	88	75	
	Total Precip.	1st	55	15	15	80	215	65	290	75	485	480		65	
		2nd			75	150		290	880	2500	450	120	10	5	
		3rd	10	130	65	25		35	560	1225	95			160	

Element		1	2	3	4	5	6	7	8	9	10	11	12				
(0.1 )	Air Temp.	Mean	30	28	59	120	174	206	261	266	221	170	96	32	139		
		Mean Max.	56	59	89	155	214	237	293	297	249	194	125	62	169		
		Mean Min.	8	4	38	95	144	183	240	243	199	151	68	4	115		
		Highest	113	113	141	214	265	272	340	344	291	266	189	123	344		
		Date	2	16	12	15	30	24	20	1	10	10	7	3	08/01		
		Lowest	-44	-32	3	55	115	151	219	206	162	95	8	-54	-54		
		Date	15	10	7	3	6	2	12	30	30	31	19	12	12/12		
(0.1mm)	Precip.	00~24h Total	70	210	120	380	225	255	2450	1180	1205	655	15	455	7220		
		Highest. 1	Daily	20	100	70	110	110	100	905	440	650	410	15	205	905	
			Date	29	22	20	11	5	26	15	20	11	1	3	24	07/15	
			Hourly	10	35	30	45	45	65	480	205	305	110	15	85	480	
(0.1%)	Wind	Mean Speed	25	28	20	26	23	23	30	28	20	22	26	26	25		
		Highest Gust Speed * Dir.	163	164	121	146	133	137	148	137	106	161	131	141	164		
(0.1%)	Wind Directions Only	Date	20	19	1	14	9	6	15	13	10	29	4	8	02/19		
		Hourly Occurrence Maximum Speed	NNE	38	31	36	43	37	28	28	32	26	19	27	28	43	
			NE	29	26	39	30	30	21	20	26	35	30	24	17	39	
			ENE	24	20	31	25	43	20	31	27	47	41	29	25	47	
			E	37	22	27	35	62	33	45	34	46	38	38	45	62	
			ESE	42	60	36	50	105	105	57	103	82	81	57	50	105	
			SE	34	59	26	63	87	109	71	114	49	89	68	45	114	
			SSE	50	83	33	97	60	108	68	92	38	61	66	54	108	
			S	46	128	32	106	56	63	75	76	38	29	77	55	128	
			SSW	73	118	53	104	67	62	93	80	71	38	81	92	118	
			SW	77	71	61	69	71	69	88	63	52	53	61	62	88	
			WSW	63	62	57	74	53	61	74	35	39	69	60	66	74	
			W	71	77	66	48	47	40	42	25	41	80	65	70	80	
			WNW	80	74	64	60	56	43	50	43	47	73	50	76	80	
			NW	36	45	54	45	54	49	47	42	47	32	30	35	54	
			NNW	35	18	39	46	38	40	29	25	33	31	19	24	46	
		N	32	28	35	29	32	18	4	20	19	24	26	12	35		
		(0.1%)	Hourly Occurrence Percentage	CALM	42	88	117	35	69	71	56	58	57	46	58	70	64
				NNE	43	22	19	28	24	17	11	9	36	16	14	7	20
				NE	47	27	34	22	11	21	7	13	53	60	21	8	27
				ENE	36	21	38	18	28	21	7	20	113	113	57	43	43
				E	93	31	31	35	28	40	13	56	86	99	76	103	58
				ESE	117	57	51	75	73	44	34	83	114	173	65	110	83
				SE	46	64	40	64	69	93	90	157	85	93	93	83	82
				SSE	31	49	36	78	62	85	187	118	46	82	86	79	79
				S	32	49	34	81	74	75	220	83	49	86	93	67	79
				SSW	46	39	38	111	60	85	163	91	65	50	85	44	73
SW	108			86	103	118	95	75	74	70	85	65	126	93	91		
WSW	148			189	118	83	95	90	39	54	35	35	107	144	94		
W	134	155	93	63	98	50	20	55	50	26	82	113	78				
WNW	52	49	78	71	52	36	26	46	45	20	21	24	43				
NW	15	45	108	57	86	126	38	54	46	17	8	5	50				
NNW	3	18	44	46	46	57	16	26	17	5	4	3	24				
N	8	12	19	17	30	14		5	19	13	3	3	12				

Element		1	2	3	4	5	6	7	8	9	10	11	12		
Number of Days With Classified	Daily Max. Temp.	0.0	1	1											2
		0.1 ~ 10.0	28	22	23								9	27	109
		10.1 ~ 20.0	2	5	8	27	11	2				22	21	4	102
		20.1 ~ 30.0				3	20	28	19	18	30	9			127
		30.1							12	13					25
	Daily Mean Temp.	- 5.0												5	13
		- 4.9 ~ 0.0	6	2											13
		0.1 ~ 10.0	25	26	31	6							17	26	131
		10.1 ~ 20.0				24	27	10			2	27	13		103
	Daily Min. Temp.	20.1					4	20	31	31	28	4			118
		- 15.0												1	1
		- 14.9 ~ - 5.0	14	12										12	38
	Daily Precip.	- 4.9 ~ 0.0	17	16	31	17						2	23	18	124
		0.1 ~ 10.0				13	31	30	31	31	30	29	7		202
		10.1													
		0.1mm	6	5	7	6	4	5	14	11	6	6	1	12	83
	Hourly Max. Precip.	10.0mm		1		2	1	1	6	3	4	2		1	21
		30.0mm							3	2	1	1			7
		80.0mm							1						1
		100.0mm													
1.0mm		2	4	4	4	4	4	11	11	5	6	1	9	65	
Daily Max. Wind Speed	6.0mm						1	5	4	1	1		1	13	
	10.0mm							3	3	1	1			8	
	20.0mm							3	1	1				5	
	30.0mm							3		1				4	
Daily Max. Wind Speed	0.5 ~ 3.3%		1	1		1			1					4	
	3.4 ~ 7.9%	18	10	20	15	22	27	19	19	23	23	15	15	226	
	8.0 ~ 13.8%	12	16	10	14	8	3	11	11	7	7	15	15	129	
	13.9%	1	1		1				1			1	1	6	
10 - Day Summary	Mean Temp.	1st	61	18	44	99	159	189	251	281	229	195	129	49	
		2nd	19	30	62	121	171	205	258	260	221	167	84	8	
		3rd	13	37	71	139	191	224	272	257	212	150	76	39	
	Mean Max. Temp.	1st	88	40	75	131	199	217	275	319	258	221	162	80	
		2nd	43	72	96	156	212	237	296	287	248	187	108	39	
		3rd	40	65	95	177	230	256	306	285	242	175	105	67	
	Mean Min. Temp.	1st	43	3	21	75	133	165	234	258	207	175	103	17	
		2nd	- 4	- 2	39	99	138	179	233	239	200	152	57	- 21	
		3rd	- 11	14	54	111	159	207	251	235	189	129	45	16	
	Mean Wind Speed	1st	19	28	23	24	26	30	40	19	16	24	23	30	
		2nd	27	31	17	27	20	21	28	34	25	21	25	28	
		3rd	29	25	19	26	23	17	24	31	20	21	30	22	
Total Precip.	1st	10	30	10	165	225	55	595	20	430	610	15	95		
	2nd	20	80	70	215		100	1275	1065	650	45		150		
	3rd	40	100	40			100	580	95	125			210		

		Element	1	2	3	4	5	6	7	8	9	10	11	12	
(0.1 )	Air Temp.	Mean	27	43	76	142	184	197	247	243	205	157	93	19	136
		Mean Max.	74	95	125	195	239	239	285	279	253	201	148	70	184
		Mean Min.	- 17	- 7	25	92	130	155	214	212	159	119	36	- 33	90
		Highest	128	164	180	313	332	313	370	342	287	286	227	128	370
		Date	2	16	18	30	19	9	21	24	19	9	8	23	07/21
		Lowest	- 70	- 75	- 27	23	71	99	188	152	97	34	- 36	- 90	- 90
		Date	23	10	7	2	3	4	27	31	29	31	25	17	12/17
(0.1mm)	Precip.	00~24h Total	405	290	160	625	230	350	1245	1950	1265	985	20	80	7605
		Highest. 1	375	150	60	270	125	180	285	475	660	335	20	80	660
		Daily	5	22	31	17	9	1	29	10	11	2	4	24	09/11
		Date	5	22	31	17	9	1	29	10	11	2	4	24	09/11
(0.1%)	Wind	Hourly	90	50	30	55	90	160	145	170	145	60	15	40	170
		Date	5	20	31	17	9	1	25	20	11	6	4	24	08/20
		Mean Speed	24	26	24	24	21	20	16	18	20	20	22	24	22
		Highest Gust Speed	118	120	104	132	133	110	100	96	89	109	121	121	133
(0.1%)	Wind Directions Only	Dir.	N	NW	WNW	NW	NNW	NNW	NW	SE	NNW	SSE	W	NW	NNW
		Date	12	6	9	30	7	9	16	24	19	2	14	8	05/07
		NNE	5	29	28	31	25	24	27	16	22	14	23	21	31
		NE	18	22	31	14	27	8	5	23	21	32	17	12	32
		ENE	23	31	45	39	27	34	33	29	42	32	34	20	45
		E	29	42	41	41	38	45	37	42	49	46	33	25	49
		ESE	33	40	44	36	35	41	33	37	31	60	30	32	60
		SE	38	50	66	59	42	44	42	45	46	56	52	28	66
		SSE	37	57	56	64	65	59	60	42	37	44	41	47	65
		S	37	37	26	36	42	26	37	30	28	23	40	27	42
		SSW	20	24	28	31	31	22	24	29	28	15	36	18	36
		SW	32	26	27	27	30	18	6	28	11	12	41	23	41
		WSW	28	24	23	30	26	27	27	7	19	8	47	33	47
		W	58	23	26	30	36	38	28	29	21	16	51	36	58
		WNW	58	65	36	62	52	34	53	33	35	44	52	54	65
		NW	60	82	52	62	62	62	48	36	44	50	65	67	82
		NNW	62	47	40	52	41	27	30	32	24	23	39	37	62
		N	32	24	27	14	19	21	22	24	20	21	23	23	32
		(0.1%)	Hourly Occurrence Maximum Speed	CALM	11	7	7	19	39	33	103	28	15	8	11
NNE	1			6	7	7	3	10	7	4	4	1	4	3	5
NE	4			4	4	3	9	1	1	5	7	9	6	3	5
ENE	11			21	16	17	13	25	16	22	21	17	16	8	17
E	16			34	60	49	56	99	71	52	45	28	16	7	45
ESE	22			34	31	56	67	100	125	56	58	35	14	13	51
SE	24			25	77	83	117	124	128	82	89	39	51	13	71
SSE	22			39	54	114	117	100	114	46	33	19	40	19	60
S	16			22	8	32	26	29	24	20	17	11	24	12	20
SSW	15			9	9	10	7	13	13	7	11	3	20	7	10
SW	9			16	9	14	3	4	1	9	6	3	20	12	9
WSW	11			10	4	10	11	6	13	1	4	3	20	19	9
W	46			19	26	36	27	8	20	16	15	13	47	79	30
WNW	358			268	284	233	192	182	161	333	315	350	316	277	273
NW	398			443	371	286	278	239	172	284	338	433	370	469	340
NNW	24			34	23	25	31	21	26	28	13	19	19	39	25
N	12			6	11	7	4	7	3	5	8	8	6	8	7

Element		1	2	3	4	5	6	7	8	9	10	11	12		
Number of Days With Classified	Daily Max. Temp.	0.0	1												1
		0.1 ~ 10.0	22	17	3	1							4	24	71
		10.1 ~ 20.0	8	11	28	16	10	3				18	19	7	120
		20.1 ~ 30.0				12	17	25	23	24	30	13	6		150
		30.1				1	4	2	8	7					22
	Daily Mean Temp.	-5.0												10	20
		-4.9 ~ 0.0	8	2										10	20
		0.1 ~ 10.0	23	25	26	2							18	21	115
		10.1 ~ 20.0		1	5	26	21	15			10	28	11		117
	Daily Min. Temp.	20.1				2	10	15	31	31	20	3			112
		-15.0												10	19
		-14.9 ~ -5.0	7	2										10	19
		-4.9 ~ 0.0	15	15	6								8	16	60
	Daily Precip.	0.1 ~ 10.0	9	11	25	21	6	1			1	8	19	5	106
		10.1				9	25	29	31	31	29	23	2		179
		0.1mm	4	3	6	6	4	5	15	14	4	7	1	1	70
		10.0mm	1	1		2	1	1	6	4	3	3			22
	Hourly Max. Precip.	30.0mm	1							3	2	1			7
		80.0mm													
		100.0mm													
		1.0mm	2	3	4	4	4	4	12	14	4	6	1	1	59
Daily Max. Wind Speed	6.0mm	1				1	1	6	4	2	2			17	
	10.0mm						1	2	2	1				6	
	20.0mm														
	30.0mm														
Daily Max. Wind Speed	0.5 ~ 3.3%							3		2				5	
	3.4 ~ 7.9%	14	12	17	13	16	25	19	28	24	26	17	13	224	
	8.0 ~ 13.8%	17	16	14	17	15	5	9	3	4	5	12	18	135	
	13.9%														
10 - Day Summary	Mean Temp.	1st	58	36	59	123	171	186	238	254	215	178	136	25	
		2nd	8	47	83	149	189	188	263	230	207	156	71	-5	
		3rd	17	47	84	153	191	216	242	243	192	140	71	35	
	Mean Max. Temp.	1st	104	90	112	171	224	236	273	285	262	219	193	80	
		2nd	56	101	137	207	240	230	314	260	251	190	127	45	
		3rd	64	92	127	206	251	253	270	290	245	195	123	84	
	Mean Min. Temp.	1st	15	-12	6	79	117	134	211	228	172	145	81	-30	
		2nd	-32	-9	26	102	133	147	220	209	162	124	13	-56	
		3rd	-34	3	41	95	138	182	213	200	142	90	13	-14	
	Mean Wind Speed	1st	21	28	25	22	24	22	16	16	19	19	21	23	
		2nd	28	26	24	25	22	21	18	17	22	20	24	25	
		3rd	24	24	24	24	19	18	14	20	20	23	21	23	
Total Precip.	1st	395		35	125	135	265	365	630		665	20			
	2nd	10	140	30	500	50	65	100	1270	925	310				
	3rd		150	95		45	20	780	50	340	10		80		

		Element	1	2	3	4	5	6	7	8	9	10	11	12			
(0.1 )	Air Temp.	Mean	-20	-1	46	126	176	203	250	234	184	135	42	-29	112		
		Mean Max.	47	73	125	204	257	285	304	287	254	197	120	38	183		
		Mean Min.	-81	-72	-18	50	99	134	210	196	132	90	-25	-91	52		
		Highest	108	144	198	296	328	346	345	354	291	276	198	95	354		
		Date	8	16	30	30	29	19	14	6	9	10	2	3	08/06		
		Lowest	-163	-126	-63	-23	41	73	154	131	53	-32	-86	-152	-163		
		Date	25	12	11	3	3	4	27	31	30	31	19	14	01/25		
(0.1mm)	Precip.	00~24h Total	30	310	205	720	315	300	3070	1385	930	705	5	95	8070		
		Highest. 1	10	140	95	240	105	155	625	390	450	260	5	85	625		
		Daily	30	22	26	11	13	13	3	10	27	12	26	24	07/03		
		Date	30	20	26	17	13	13	31	10	11	2	26	24	07/31		
(0.1%)	Wind	Mean Speed	17	18	15	19	18	15	12	12	14	14	15	17	16		
		Highest Gust Speed	128	161	163	144	155	166	139	138	139	157	144	157	166		
		Dir.	NE	NNW	SSW	SSW	SSW	NNW	E	SSE	N	N	SSW	SSE	NNW		
(0.1%)	Wind Directions Only	Date	13	20	9	28	14	1	14	23	17	22	10	11	06/01		
		Hourly Occurrence Maximum Speed	57	51	50	51	35	38	17	26	44	54	48	58	58		
		NNE	54	83	49	43	50	40	21	52	34	25	53	53	83		
		NE	47	48	45	44	40	33	28	19	28	31	52	46	52		
		ENE	46	49	34	41	60	39	22	22	25	30	42	51	60		
		E	47	35	33	38	47	40	26	24	27	30	58	62	62		
		ESE	37	50	47	51	49	40	30	33	37	26	58	76	76		
		SE	44	49	42	46	53	43	42	36	30	33	48	57	57		
		SSE	41	44	56	68	65	45	41	40	40	34	45	47	68		
		S	44	43	41	61	62	53	38	56	38	41	49	57	62		
		SSW	33	32	36	48	45	29	41	35	40	24	51	37	51		
		SW	28	40	12	40	45	18	14	25	19	9	30	6	45		
		WSW	6	24	32	23	14	32	14	21	9	8	10	16	32		
		W	28	15	19	35	15	10	15	15	18	10	19	11	35		
		WNW	16	23	19	16	22	25	16	13	18	28	11	21	28		
		NW	27	27	20	33	26	46	15	36	46	46	18	28	46		
		NNW	29	25	46	45	24	32	30	44	60	56	22	30	60		
		(0.1%)	Hourly Occurrence Percentage	CALM	140	183	160	97	129	114	228	157	139	136	208	163	154
				NNE	86	80	136	134	126	178	55	169	152	176	84	85	122
NE	56			71	66	50	50	76	42	38	77	75	42	48	57		
ENE	32			40	39	21	19	28	23	22	18	46	42	51	32		
E	35			33	39	24	26	39	13	11	13	20	46	62	30		
ESE	26			36	40	29	26	38	26	16	15	19	36	58	30		
SE	75			97	74	70	69	71	96	52	52	48	89	99	74		
SSE	207			170	133	150	151	122	151	89	86	74	167	147	137		
S	149			125	108	163	171	126	166	75	107	69	132	129	127		
SSW	65			65	46	86	87	40	96	38	50	32	67	55	61		
SW	16			16	13	24	30	11	28	30	35	13	7	19	20		
WSW	7			7	4	13	7	13	5	12	13	5	3	3	8		
W	1			7	12	6	5	7	5	12	8	4	4	4	6		
WNW	4			1	7	10	4	6	7	15	14	3	7	3	7		
NW	5			10	9	13	7	13	3	28	14	23	7	9	12		
NNW	23			19	38	40	20	31	16	95	77	94	15	23	41		
N	73			37	77	72	75	89	39	141	130	163	45	43	82		



Element		1	2	3	4	5	6	7	8	9	10	11	12			
Number of Days With Classified	Daily Max. Temp.	0.0	3	1										3	7	
		0.1 ~ 10.0	26	19	8	1							12	28	94	
		10.1 ~ 20.0	2	8	23	13	3					2	18	18		87
		20.1 ~ 30.0				16	23	18	12	21	28	13				131
		30.1					5	12	19	10						46
	Daily Mean Temp.	- 5.0	6	1											7	14
		- 4.9 ~ 0.0	15	15	1								4	19	54	
		0.1 ~ 10.0	10	12	30	3						4	22	5	86	
		10.1 ~ 20.0				26	23	14		2	24	27	4		120	
		20.1				1	8	16	31	29	6				91	
	Daily Min. Temp.	- 15.0	4												1	5
		- 14.9 ~ - 5.0	16	22	5								8	26	77	
		- 4.9 ~ 0.0	10	6	19	3						2	15	4	59	
		0.1 ~ 10.0	1		7	27	15	5			3	17	7		82	
		10.1					16	25	31	31	27	12			142	
	Daily Precip.	0.1mm	3	4	6	8	5	5	16	17	6	7	1	3	81	
		10.0mm		2		3	1	2	10	4	2	2			26	
		30.0mm							3	1	2				6	
		80.0mm														
		100.0mm														
	Hourly Max. Precip.	1.0mm		4	4	7	5	3	17	15	4	6		1	66	
6.0mm				1	1	1	1	9	4	2	1			20		
10.0mm						1	1	6	3	1				12		
20.0mm								2						2		
30.0mm								1						1		
Daily Max. Wind Speed	0.5 ~ 3.3%	1											1	2		
	3.4 ~ 7.9%	16	8	15	6	16	15	21	26	24	26	16	6	195		
	8.0 ~ 13.8%	14	19	14	23	13	14	9	5	5	4	13	22	155		
			1	2	1	2	1	1		1	1	1	2	13		
	13.9%															
10 - Day Summary	Mean Temp. (0.1 )	1st	17	- 11	28	107	166	178	250	252	195	169	82	- 20		
		2nd	- 41	0	51	131	171	200	256	226	187	134	28	- 51		
		3rd	- 37	11	59	141	191	231	243	226	169	104	16	- 19		
	Mean Max. Temp. (0.1 )	1st	81	60	98	181	241	255	305	306	266	224	172	49		
		2nd	28	79	148	204	250	290	316	264	247	185	96	15		
		3rd	33	81	127	226	277	309	291	291	248	183	91	48		
	Mean Min. Temp. (0.1 )	1st	- 37	- 77	- 34	39	86	112	216	215	146	134	11	- 81		
		2nd	- 95	- 84	- 29	61	98	124	211	199	137	99	- 38	- 116		
		3rd	- 109	- 53	5	50	112	165	203	177	112	42	- 49	- 78		
	Mean Wind Speed (0.1%)	1st	14	20	20	16	20	18	13	11	12	13	13	15		
		2nd	19	19	14	21	18	15	14	11	15	12	18	20		
		3rd	17	14	13	20	16	14	10	14	14	16	14	17		
	Total Precip. (0.1mm)	1st				210	120	140	980	515	10	375		5		
		2nd		170	10	485	130	155	710	530	470	325				
		3rd	30	140	195	25	65	5	1380	340	450	5	5	90		

Element		1	2	3	4	5	6	7	8	9	10	11	12				
(0.1 )	Air Temp.	Mean	8	24	56	135	185	196	255	233	187	140	77	- 1	125		
	Mean Max.	54	77	116	197	240	248	295	274	245	192	130	48	176			
	Mean Min.	- 39	- 30	- 6	69	122	141	216	198	131	95	13	- 53	71			
	Highest	112	144	179	294	301	313	343	328	297	276	208	104	343			
	Date	4	16	12	30	20	30	14	23	9	9	6	3	07/14			
	Lowest	- 100	- 75	- 38	- 5	36	75	156	117	78	- 6	- 65	- 102	- 102			
	Date	25	11	22	2	2	11	27	31	30	31	25	17	12/17			
(0.1mm)	Precip.	00~24h Total	165	575	125	680	210	645	1715	2595	1025	980	15	80	8810		
		Highest. 1 Daily	150	230	40	255	110	330	515	635	590	330	15	80	635		
	Hourly	30	175	15	55	65	170	235	250	150	75	10	45	250			
	Date	5	19	31	17	13	1	3	10	11	2	4	24	08/10			
(0.1%)	Wind	Mean Speed	35	37	23	29	31	21	20	12	14	12	32	39	25		
		Highest Gust Speed	194	182	161	184	176	151	161	133	126	108	172	189	194		
		* Dir.	NW	NW	WNW	NNW	NW	NW	WNW	NW	NW	ESE	WSW	NW	NW		
Wind Directions Only	Hourly Occurrence Maximum Speed	Date	12	17	8	14	13	9	16	24	19	23	10	11	01/12		
		NNE	32	20	28	17	17	11	18	27	25	34	25		34		
		NE	19	22	25	28	22	24	15	16	37	34	20	22	37		
		ENE	25	36	43	40	36	49	39	26	33	39	26	19	49		
		E	40	39	53	53	40	46	36	46	47	42	40	41	53		
		ESE	41	55	54	71	64	58	49	49	62	41	39	37	71		
		SE	36	49	59	65	53	63	43	45	49	39	41	32	65		
		SSE	25	20	28	31	23	36	19	21	28	23	20	29	36		
		S	9	26	10	12	18	22	23	14	14	12	24	11	26		
		SSW	19	26	27	23	11	13	26	15	10	17	24	19	27		
		SW	19	27	16	22	30	10	18	18	11	10	21	14	30		
		WSW	28	46	25	27	18	15	24	23	30	14	31	17	46		
		W	78	49	45	43	46	25	41	30	43	20	55	50	78		
		WNW	116	119	114	143	120	84	94	58	80	57	113	113	143		
		NW	134	120	92	131	111	99	101	85	70	52	106	111	134		
		NNW	56	61	33	57	65	48	33	26	44	33	45	46	65		
		N	26	38	34	31	28	32	21	27	37	37	21	11	38		
		(0.1%)	Hourly Occurrence Percentage	CALM	105	80	185	135	144	196	181	341	296	296	56	75	175
				NNE	7	9	5	7	8	1	9	16	7	20	13		9
				NE	1	6	7	7	12	8	11	5	19	30	7	3	10
ENE	17			7	23	18	19	36	22	22	21	28	8	8	19		
E	22			24	44	44	31	53	44	59	40	44	24	19	37		
ESE	36			39	70	122	128	178	108	101	96	46	39	32	83		
SE	39			52	110	90	95	178	102	97	106	78	49	27	85		
SSE	11			13	23	13	23	29	36	26	24	16	20	19	21		
S	4			12	7	6	4	4	11	12	8	8	11	8	8		
SSW	7			12	7	10	1	4	16	11	6	8	13	7	8		
SW	8			7	7	17	3	3	12	23	8	9	10	5	9		
WSW	15			12	19	14	9	10	15	26	15	22	11	11	15		
W	69			57	39	50	26	22	47	42	43	47	61	50	46		
WNW	380			376	266	215	270	157	200	104	190	192	347	472	264		
NW	249			256	152	211	194	97	148	83	83	101	304	228	175		
NNW	22	18	19	32	26	18	26	15	17	24	17	34	22				
N	9	19	17	10	8	6	12	19	21	31	11	3	14				

Element		1	2	3	4	5	6	7	8	9	10	11	12			
Number of Days With Classified	Daily Max. Temp.	0.0	3	1										2	6	
		0.1 ~ 10.0	25	21	10	1							9	27	93	
		10.1 ~ 20.0	3	6	21	15	5	3			1	24	20	2	100	
		20.1 ~ 30.0				14	25	25	17	22	29	7	1		140	
		30.1					1	2	14	9					26	
	Daily Mean Temp.	- 5.0	2											1	3	
		- 4.9 ~ 0.0	11	3										15	29	
		0.1 ~ 10.0	18	25	31	5						4	22	15	120	
		10.1 ~ 20.0				24	20	14		3	24	27	8		120	
		20.1				1	11	16	31	28	6				93	
	Daily Min. Temp.	- 15.0												2	19	41
		- 14.9 ~ - 5.0	14	6										12	10	76
		- 4.9 ~ 0.0	13	18	21	1						1	12	10	76	
		0.1 ~ 10.0	4	4	10	23	10	5			3	15	16	2	92	
		10.1				6	21	25	31	31	27	15			156	
	Daily Precip.	0.1mm	3	3	4	8	3	4	14	17	6	10	1	1	74	
		10.0mm	1	3		2	1	2	7	7	2	3			28	
		30.0mm						1	1	4	1	1			8	
		80.0mm														
		100.0mm														
Hourly Max. Precip.	1.0mm	1	3	4	7	3	5	14	12	4	7	1	1	62		
	6.0mm		2			2	2	6	7	2	1			22		
	10.0mm		2				2	3	3	1				11		
	20.0mm							1	2					3		
	30.0mm															
Daily Max. Wind Speed	0.5 ~ 3.3%								1	1	2			4		
	3.4 ~ 7.9%	7	4	12	7	11	22	16	25	20	22	5	2	153		
	8.0 ~ 13.8%	14	18	17	17	14	7	14	5	9	7	21	18	161		
	13.9%	10	6	2	6	6	1	1				4	11	47		
10 - Day Summary	Mean Temp.	1st	39	17	43	117	169	178	253	247	195	169	124	4		
		2nd	- 13	32	58	141	190	191	274	223	192	135	57	- 27		
		3rd	0	24	67	146	196	220	239	231	174	117	50	18		
	Mean Max. Temp.	1st	84	71	101	172	228	228	295	288	258	212	180	58		
		2nd	37	83	132	207	240	248	318	250	239	181	108	23		
		3rd	43	78	117	213	253	269	274	284	237	184	103	61		
	Mean Min. Temp.	1st	- 6	- 34	- 18	55	103	123	217	214	139	134	59	- 51		
		2nd	- 59	- 25	- 17	78	125	132	231	202	144	99	- 2	- 77		
		3rd	- 52	- 29	16	74	135	167	203	180	111	56	- 19	- 34		
	Mean Wind Speed	1st	24	45	34	23	32	27	15	10	10	10	30	36		
		2nd	42	38	17	33	39	20	32	9	18	9	36	43		
		3rd	39	26	19	30	23	17	12	15	15	17	29	38		
Total Precip.	1st	165		30	185	110	425	920	1130	5	615	15				
	2nd		455	25	470	65	210	165	1330	690	350					
	3rd		120	70	25	35	10	630	135	330	15		80			

Element		1	2	3	4	5	6	7	8	9	10	11	12				
(0.1 )	Air Temp.	Mean	-20	0	50	129	182	215	256	244	189	137	47	-22	117		
		Mean Max.	50	74	129	210	270	307	313	305	266	210	127	45	192		
		Mean Min.	-86	-74	-23	45	93	135	213	198	124	83	-25	-85	50		
		Highest	122	146	199	304	345	363	353	366	301	282	203	107	366		
		Date	8	16	30	30	29	18	14	6	26	10	8	3	08/06		
		Lowest	-156	-124	-83	-9	28	68	137	111	50	-38	-101	-154	-156		
		Date	24	11	8	3	2	4	27	31	30	31	19	14	01/24		
(0.1mm)	Precip.	00~24h Total	15	230	235	750	185	375	3555	1215	840	595	5	105	8105		
		Highest. 1	Daily	10	140	160	235	95	265	1055	265	385	275	5	105	1055	
			Date	29	22	25	11	9	25	28	14	11	12	22	24	07/28	
			Hourly	5	35	30	65	55	205	435	240	105	65	5	70	435	
	Date	30	20	25	17	9	25	6	23	11	12	22	24	07/06			
(0.1%)	Wind	Mean Speed	18	20	18	20	19	17	13	14	15	14	16	20	17		
		Highest Gust Speed	138	149	168	160	199	154	143	135	143	177	155	167	199		
		Dir.	NNW	SSW	ESE	N	WNW	SSW	ENE	NNE	SE	SW	E	NNW	WNW		
	Date	22	20	9	14	13	1	17	23	17	22	10	11	05/13			
Wind Directions Only	Hourly Occurrence Maximum Speed	NNE	56	56	65	38	58	30	36	32	25	35	54	50	65		
		NE	42	45	47	68	33	54	35	49	28	39	48	56	68		
		ENE	48	37	67	57	65	50	52	43	36	35	42	65	67		
		E	48	62	65	64	67	44	38	29	28	40	61	70	70		
		ESE	57	65	44	65	58	43	36	27	78	54	47	61	78		
		SE	54	52	59	56	48	52	38	40	67	59	51	58	67		
		SSE	52	63	62	65	35	51	53	46	60	50	35	65	65		
		S	48	57	59	57	40	60	41	48	40	49	32	54	60		
		SSW	43	52	46	52	43	45	37	39	40	42	26	35	52		
		SW	46	57	54	53	30	45	33	38	44	54	25	41	57		
		WSW	38	46	59	37	30	40	38	69	62	86	18	46	86		
		W	52	27	83	49	33	51	61	42	57	80	25	21	83		
		WNW	39	48	60	42	50	40	57	37	59	41	41	45	60		
		NW	53	59	50	49	57	44	40	41	49	41	61	46	61		
		NNW	58	54	52	60	64	47	51	40	34	50	58	60	64		
		N	55	47	67	60	51	54	33	31	38	30	46	60	67		
		(0.1%)	Hourly Occurrence Percentage	CALM	136	134	145	114	105	121	214	151	169	198	147	140	148
				NNE	63	45	59	57	49	29	40	44	50	51	72	75	53
				NE	58	58	35	49	46	51	51	36	42	40	71	65	50
				ENE	51	51	47	60	51	65	52	39	31	31	19	31	44
E	63			61	85	54	61	100	50	32	29	28	33	30	52		
ESE	51			88	63	38	43	53	31	40	31	31	21	36	44		
SE	51			75	42	31	30	49	30	48	35	43	15	28	39		
SSE	32			34	52	47	26	53	38	51	25	35	28	15	36		
S	18			58	50	53	38	71	65	73	39	34	26	24	45		
SSW	42			63	42	65	44	92	78	73	56	62	60	28	58		
SW	38			45	48	47	47	44	56	52	64	51	38	39	48		
WSW	39			33	44	47	58	43	44	69	67	63	53	46	51		
W	55			27	54	46	57	40	44	77	58	66	51	48	52		
WNW	55	30	44	46	75	51	46	42	76	73	58	62	55				
NW	74	67	67	85	123	50	54	58	81	67	114	85	77				
NNW	98	69	58	94	81	42	58	50	88	70	94	121	77				
N	74	64	65	68	67	46	50	65	61	58	99	128	70				

Element		1	2	3	4	5	6	7	8	9	10	11	12		
Number of Days With Classified	Daily Max. Temp.	0.0	4	1										2	7
		0.1 ~ 10.0	25	19	7								10	28	89
		10.1 ~ 20.0	2	8	24	11	2					13	17	1	78
		20.1 ~ 30.0				18	21	14	10	12	29	18	3		125
		30.1				1	8	16	21	19	1				66
	Daily Mean Temp.	-5.0	8	1										6	15
		-4.9 ~ 0.0	11	14	2								1	16	44
		0.1 ~ 10.0	12	13	28	3						4	23	9	92
		10.1 ~ 20.0			1	27	21	12		2	22	26	6		117
		20.1					10	18	31	29	8	1			97
	Daily Min. Temp.	-15.0	3											2	5
		-14.9 ~ -5.0	20	23	4								7	23	77
		-4.9 ~ 0.0	7	4	22	3						2	17	6	61
		0.1 ~ 10.0	1	1	5	26	16	5			3	19	6		82
		10.1				1	15	25	31	31	27	10			140
	Daily Precip.	0.1mm	2	4	5	7	5	6	18	14	5	5	1	1	73
		10.0mm		1	1	3		1	9	4	2	2		1	24
		30.0mm							3		2				5
		80.0mm							1						1
		100.0mm							1						1
	Hourly Max. Precip.	1.0mm		2	4	7	3	5	17	13	3	5		1	60
6.0mm					2		1	10	4	3	3		1	24	
10.0mm							1	8	1	1				11	
20.0mm							1	3	1					5	
30.0mm								2						2	
Daily Max. Wind Speed	0.5 ~ 3.3%	1									1			2	
	3.4 ~ 7.9%	17	11	17	10	15	17	23	25	21	20	19	14	209	
	8.0 ~ 13.8%	13	16	13	18	13	12	7	6	8	9	10	15	140	
	13.9%		1	1	2	3	1	1		1	1	1	2	14	
10 - Day Summary	Mean Temp. (0.1 )	1st	20	-13	27	111	167	191	256	262	200	175	91	-12	
		2nd	-42	3	57	131	177	215	260	235	193	133	28	-45	
		3rd	-38	10	63	144	200	238	252	234	174	106	22	-9	
	Mean Max. Temp. (0.1 )	1st	88	58	102	186	251	278	309	326	277	238	184	58	
		2nd	29	79	154	209	265	319	324	283	261	197	100	23	
		3rd	35	87	132	235	293	325	306	306	261	195	96	54	
	Mean Min. Temp. (0.1 )	1st	-40	-79	-43	34	77	115	221	217	136	131	12	-77	
		2nd	-106	-81	-31	56	95	120	211	202	133	86	-45	-118	
		3rd	-111	-59	1	44	107	171	207	177	104	37	-43	-63	
	Mean Wind Speed (0.1%)	1st	17	22	24	19	20	20	13	13	12	14	15	18	
		2nd	20	21	14	22	19	17	14	15	19	13	19	22	
		3rd	18	17	16	20	16	15	12	13	12	17	15	19	
Total Precip. (0.1mm)	1st				250	115	75	1155	160	15	280				
	2nd	5	90		465	5	20	520	705	460	315				
	3rd	10	140	235	35	65	280	1880	350	365		5	105		

		Element	1	2	3	4	5	6	7	8	9	10	11	12			
(0.1 )	Air Temp.	Mean	18	37	73	148	192	204	259	241	199	155	86	12	135		
		Mean Max.	69	94	131	208	250	252	301	279	249	205	149	67	188		
		Mean Min.	-35	-25	13	85	133	156	223	207	149	110	18	-47	82		
		Highest	125	174	196	313	312	330	362	341	286	285	224	137	362		
		Date	2	16	12	30	21	30	13	23	19	9	3	3	07/13		
		Lowest	-89	-72	-28	5	67	107	175	144	85	16	-52	-97	-97		
		Date	15	10	8	2	3	4	27	27	30	31	25	12	12/12		
(0.1mm)	Precip.	00~24h Total	235	215	175	765	170	165	1200	2210	540	735		90	6500		
		Highest. 1 Daily	215	175	50	320	145	110	635	650	405	290		90	650		
		Date	5	22	2	17	9	13	29	15	27	6		24	08/15		
		Hourly Date	60	35	35	80	80	85	325	275	115	80		60	325		
(0.1%)	Wind	Mean Speed	30	33	29	32	28	24	25	23	24	26	30	32	28		
		Highest Gust Speed	240	213	183	184	198	163	161	157	149	218	195	210	240		
		Dir.	NW	W	W	SW	NW	NE	NNW	W	NE	NNW	NW	W	NW		
(0.1%)	Wind Directions Only	Date	20	6	9	19	8	1	14	24	17	29	10	11	01/20		
		Hourly Occurrence Maximum Speed	57	42	85	62	58	26	29	69	80	97	56	28	97		
		NNE	46	49	86	85	78	66	59	74	73	124	40	18	124		
		NE	70	47	66	62	50	75	48	47	66	61	42	35	75		
		ENE	43	49	57	50	50	60	35	44	56	64	35	36	64		
		E	22	42	56	59	48	49	46	51	37	64	38	31	64		
		ESE	27	38	56	61	57	49	28	68	33	30	25	35	68		
		SE	27	36	32	67	57	56	22	34	22	23	61	30	67		
		SSE	53	38	62	61	53	46	51	33	21	46	56	51	62		
		S	57	50	58	65	53	52	58	51	47	37	49	54	65		
		SSW	77	77	55	71	64	55	59	68	50	47	80	73	80		
		SW	78	80	58	92	71	54	68	70	58	47	89	68	92		
		WSW	105	94	95	90	93	71	75	34	74	67	83	91	105		
		W	119	106	69	55	89	63	50	27	59	41	83	103	119		
		WNW	106	75	66	54	86	44	82	15	26	93	66	82	106		
		NW	62	72	47	62	48	50	64	12	30	58	47	51	72		
		NNW	52	52	58	23	31	33	22	35	39	69	38	27	69		
		(0.1%)	Hourly Occurrence Percentage	CALM	65	13	12	13	40	79	79	78	39	58	11	8	42
				NNE	34	10	42	18	22	18	28	122	81	116	8	4	42
				NE	22	15	70	78	48	124	106	179	118	180	10	1	80
				ENE	19	16	63	75	112	166	132	103	103	106	11	7	76
				E	15	42	66	53	66	108	57	99	75	71	8	8	56
				ESE	4	16	26	19	26	47	27	23	26	16	10	5	20
				SE	14	10	20	31	13	14	7	12	15	9	8	9	14
				SSE	11	27	20	28	23	31	8	15	10	13	13	24	18
				S	28	28	32	40	30	25	24	19	14	12	36	31	27
				SSW	55	60	46	86	87	57	105	32	42	31	82	73	63
				SW	108	113	67	149	106	76	152	89	85	77	147	105	106
				WSW	151	164	175	164	156	90	137	90	181	138	226	220	158
				W	168	155	175	139	135	64	71	63	121	81	204	235	134
WNW	147			159	74	58	96	54	34	34	49	32	117	171	85		
NW	111	109	60	32	23	17	12	12	18	24	68	73	46				
NNW	27	45	26	11	7	21	13	7	11	5	28	22	18				
N	22	18	27	7	11	8	7	23	11	30	13	4	15				

Element		1	2	3	4	5	6	7	8	9	10	11	12			
Number of Days With Classified	0.0	1												1	2	
	0.1 ~ 10.0	23	18	4	1							4	26	76		
	10.1 ~ 20.0	7	10	27	14	2	1				1	13	19	4	98	
	Daily Max. Temp.				14	23	24	15	23	29	17	7			152	
	30.1				1	6	5	16	8						36	
	- 5.0														1	1
	- 4.9 ~ 0.0	10	3												11	24
	0.1 ~ 10.0	21	23	27	2							1	19	19	112	
	Daily Mean Temp.		2	4	26	20	12			16	27	11			118	
	20.1				2	11	18	31	31	14	2				109	
	- 15.0															
	- 14.9 ~ - 5.0	13	5										1	12	31	
	- 4.9 ~ 0.0	14	18	12									12	18	74	
	Daily Min. Temp.		4	5	19	21	5				1	12	16	1	84	
	0.1 ~ 10.0				9	26	30	31	31	29	18	1			175	
	10.1															
	Daily Precip.	0.1mm	4	3	6	8	4	5	10	14	5	9		1	69	
	10.0mm	1	1		3	1	1	3	5	1	3				19	
	30.0mm				1			1	3	1					6	
	80.0mm															
	100.0mm															
Hourly Max. Precip.	1.0mm	3	3	5	6	2	2	7	10	4	5		1	48		
6.0mm	1			1	1	1	3	5	1	1			1	15		
10.0mm							3	3	1					7		
20.0mm							1	1						2		
30.0mm							1							1		
Daily Max. Wind Speed	0.5 ~ 3.3%	5	5	7	4	12	15	12	19	16	13	3	3	114		
3.4 ~ 7.9%	15	8	20	18	12	13	17	11	12	15	19	14	174			
8.0 ~ 13.8%	11	15	4	8	7	2	2	1	2	3	8	14	77			
13.9%																
10 - Day Summary	Mean Temp. (0.1 )	1st	51	28	55	128	180	190	259	249	208	182	130	20		
		2nd	0	45	79	151	195	198	278	232	206	154	64	- 11		
		3rd	6	38	83	165	201	223	240	242	185	133	62	25		
	Mean Max. Temp. (0.1 )	1st	99	87	118	178	240	241	299	285	259	229	199	80		
		2nd	53	104	141	217	249	249	330	257	248	192	123	44		
		3rd	58	89	133	228	260	265	276	292	240	193	124	77		
	Mean Min. Temp. (0.1 )	1st	1	- 30	- 6	73	121	138	230	219	157	142	61	- 41		
		2nd	- 50	- 30	11	91	136	148	233	210	158	118	2	- 71		
		3rd	- 54	- 15	32	93	140	183	208	193	132	74	- 8	- 30		
	Mean Wind Speed (0.1%)	1st	27	34	33	33	33	27	29	18	20	21	29	31		
		2nd	38	37	28	32	29	23	27	25	31	25	31	34		
		3rd	25	26	28	32	23	22	19	26	22	32	31	32		
Total Precip. (0.1mm)	1st	230		50	195	150	45	15	750	5	480					
	2nd		40	55	565	15	110	30	1410	100	250					
	3rd	5	175	70	5	5	10	1155	50	435	5	90				

Element		1	2	3	4	5	6	7	8	9	10	11	12				
(0.1 )	Air Temp.	Mean	- 11	7	46	124	170	196	251	234	177	131	48	- 21	113		
		Mean Max.	52	76	123	199	250	275	310	289	249	197	131	47	183		
		Mean Min.	- 70	- 58	- 21	44	88	120	205	192	117	82	- 29	- 86	49		
		Highest	112	156	183	296	328	347	356	354	290	273	211	125	356		
		Date	8	16	30	30	29	19	22	6	9	9	6	3	07/22		
		Lowest	- 145	- 102	- 70	- 10	16	50	134	111	35	- 45	- 86	- 146	- 146		
		Date	26	15	11	4	2	4	27	31	30	31	25	14	12/14		
(0.1mm)	Precip.	00~24h Total	10	295	205	860	275	165	1435	1585	990	605	10	110	6545		
		Highest. 1	Daily	10	180	70	250	165	70	330	705	535	290	10	110	705	
			Date	5	22	26	11	9	25	29	14	11	12	24	24	08/14	
			Hourly	5	40	65	60	100	35	160	190	145	50	5	80	190	
(0.1%)	Wind	Mean Speed	21	23	16	19	16	17	15	11	12	12	17	21	17		
		Highest Gust Speed	119	125	117	134	115	111	118	133	79	125	126	113	134		
		Dir.	NE	WNW	S	S	NNE	NNW	S	S	N	N	NNE	N	S		
(0.1%)	Wind Directions Only	Date	10	20	9	14	7	1	10	21	20	22	15	11	04/14		
		Hourly Occurrence Maximum Speed	NNE	57	58	56	56	46	57	54	44	52	52	66	76	76	
			NE	46	52	41	32	44	25	25	18	31	34	35	41	52	
			ENE	6	5	17	10	15	16	16	14	18	15	12	29	29	
			E	20	7	23	13	21	28	7	31	15	24	14	15	31	
			ESE		21	18	12	12	31	10	15	8	9	15	8	31	
			SE	15	14	28	31	22	24	19	22	15	19	20	12	31	
			SSE	37	25	26	36	30	40	59	35	27	32	33	24	59	
			S	43	51	42	79	54	49	68	64	32	46	57	41	79	
			SSW	40	38	50	68	53	57	60	42	39	35	54	35	68	
			SW	39	26	44	43	54	53	33	40	30	27	25	38	54	
			WSW	29	31	35	20	31	20	19	21	17	22	38	17	38	
			W	34	39	32	36	40	28	18	24	32	16	36	50	50	
			WNW	41	45	44	49	43	28	27	24	27	19	31	49	49	
			NW	37	41	45	42	38	37	36	23	32	32	44	46	46	
			NNW	44	43	41	39	47	47	30	33	38	42	40	46	47	
		N	69	65	55	54	49	61	44	43	46	57	63	70	70		
		(0.1%)	Hourly Occurrence Percentage	CALM	204	182	280	225	255	283	285	332	318	317	260	216	264
				NNE	230	229	151	122	108	96	107	109	135	149	188	192	151
				NE	66	52	27	29	43	18	34	36	42	31	33	67	40
				ENE	4	1	7	7	8	3	12	8	15	12	7	8	8
				E	4	1	15	6	9	10	5	12	3	13	6	3	7
				ESE		6	5	8	19	15	14	15	8	7	7	4	9
				SE	12	7	13	15	26	28	24	23	15	8	6	7	15
				SSE	17	19	20	25	48	56	39	43	17	27	28	19	30
				S	28	49	44	122	56	78	137	79	31	31	56	23	61
				SSW	35	33	58	83	106	176	98	71	49	40	47	12	67
SW	11			7	19	25	31	61	22	30	33	9	14	13	23		
WSW	5			3	8	4	11	7	5	17	8	8	10	7	8		
W	12	15	26	19	16	8	8	11	8	9	21	17	14				
WNW	12	22	26	17	22	13	15	17	19	15	15	32	19				
NW	22	19	30	29	30	8	14	17	17	20	31	30	22				
NNW	54	73	81	69	63	32	47	54	94	73	49	63	63				
N	284	280	190	193	149	108	134	125	188	230	225	286	199				



Element		1	2	3	4	5	6	7	8	9	10	11	12			
Number of Days With Classified	Daily Max. Temp.	0.0	3	1										3	7	
		0.1 ~ 10.0	26	20	8	1							9	26	90	
		10.1 ~ 20.0	2	7	23	15	3	1				1	20	20	2	94
		20.1 ~ 30.0				14	24	22	11	20	29	11	1			132
		30.1					4	7	19	11						41
	Daily Mean Temp.	- 5.0	5	1											4	10
		- 4.9 ~ 0.0	14	13	1								3	20	51	
		0.1 ~ 10.0	12	14	30	6						5	23	7	97	
		10.1 ~ 20.0				24	27	15		3	29	26	4		128	
		20.1					4	15	30	28	1				78	
	Daily Min. Temp.	- 15.0												9	27	76
		- 14.9 ~ - 5.0	19	17	4									15	4	65
		- 4.9 ~ 0.0	11	10	20	3						2		6		98
		0.1 ~ 10.0	1	1	7	27	19	10			9	18				125
		10.1					12	20	30	31	21	11				
	Daily Precip.	0.1mm	1	6	7	7	5	7	17	12	6	6	1	1	76	
		10.0mm		1		4	1		5	5	2	3		1	22	
		30.0mm							1	2	2				5	
		80.0mm														
		100.0mm														
	Hourly Max. Precip.	1.0mm		5	6	6	4	5	15	10	4	4		1	60	
6.0mm				1	1	1		7	4	2			1	17		
10.0mm						1		3	3	2				9		
20.0mm																
30.0mm																
Daily Max. Wind Speed	0.5 ~ 3.3%	1						1		1	1			4		
	3.4 ~ 7.9%	16	9	24	7	22	19	24	27	29	26	15	10	228		
	8.0 ~ 13.8%	14	19	7	23	9	11	5	4		4	15	21	132		
	13.9%															
10 - Day Summary	Mean Temp.	1st	24	0	31	107	157	176	255	250	187	168	86	- 16		
		2nd	- 31	12	47	131	169	192	259	227	182	130	30	- 40		
		3rd	- 25	11	59	134	182	220	238	225	162	99	30	- 9		
	Mean Max. Temp.	1st	81	65	101	174	229	254	309	309	261	226	185	59		
		2nd	34	84	146	204	244	282	328	266	242	185	104	25		
		3rd	42	79	121	218	273	290	292	292	243	181	105	56		
	Mean Min. Temp.	1st	- 31	- 55	- 31	36	74	100	216	208	128	126	2	- 84		
		2nd	- 85	- 71	- 38	60	92	104	203	201	127	90	- 41	- 103		
		3rd	- 93	- 48	2	37	97	157	195	169	95	34	- 46	- 72		
	Mean Wind Speed	1st	17	28	21	17	18	18	19	11	10	9	16	18		
		2nd	24	23	12	21	17	16	18	8	13	11	20	24		
		3rd	22	18	13	19	15	15	9	13	12	15	17	21		
	Total Precip.	1st	10			310	180	60	325	380	40	300				
		2nd		110	40	545	90	20	145	980	560	305				
		3rd		185	165	5	5	85	965	225	390		10	110		

Element		1	2	3	4	5	6	7	8	9	10	11	12				
(0.1 )	Air Temp.	Mean	- 6	15	67	144	197	231	266	253	200	148	58	- 10	130		
		Mean Max.	55	80	139	220	271	299	315	308	268	213	131	49	196		
		Mean Min.	- 63	- 48	- 3	65	118	172	231	214	141	100	- 6	- 62	72		
		Highest	133	170	204	310	338	351	355	366	297	284	213	113	366		
		Date	8	16	30	30	29	18	21	6	8	10	7	3	08/06		
		Lowest	- 118	- 87	- 44	10	0	117	173	139	67	- 13	- 55	- 129	- 129		
		Date	21	12	11	3	28	4	27	31	30	31	25	14	12/14		
(0.1mm)	Precip.	00~24h Total	45	485	255	550	175	420	2725	2440	770	530	103	135	8633		
		Highest. 1	Daily	25	300	160	225	95	135	485	685	400	215	58	125	685	
			Date	20	20	25	11	9	6	14	14	11	12	18	24	08/14	
			Hourly	15	200	65	50	40	85	465	250	120	55	58	65	465	
		Date	20	20	25	11	9	26	14	7	11	1	18	24	07/14		
(0.1%)	Wind	Mean Speed	22	26	20	21	21	18	11	11	12	11	18	22	18		
		Highest Gust Speed	159	162	142	154	163	116	169	107	94	127	158	140	169		
		* Dir.	NW	N	NW	WNW	NW	WNW	NW	SSE	NW	WNW	N	WNW	NW		
		Date	20	5	6	28	7	9	14	19	20	29	10	4	07/14		
(0.1%)	Wind Directions Only	Hourly Occurrence Maximum Speed	NNE	7	8	6	10	6	21	5	6	9	12	10	6	21	
			NE	5	13	6	13	8	12	5	12	9	5	10	6	13	
			ENE	10	9	16	13		11	9	7	9	7	9	7	16	
			E	26	17	22	35	21	25	19	17	28	20	7	17	35	
			ESE	29	24	33	35	30	53	18	35	33	38	36	20	53	
			SE	21	27	31	58	46	57	31	21	26	34	27	20	58	
			SSE	16	21	36	55	30	48	33	40	29	21	22	22	55	
			S	15	21	25	54	30	27	37	26	20	20	21	13	54	
			SSW	14	14	20	25	32	24	30	36	22	20	22	19	36	
			SW	22	18	25	33	26	21	23	23	19	18	17	24	33	
			WSW	26	23	29	57	36	33	29	17	22	20	19	22	57	
			W	49	31	66	70	52	39	78	29	27	17	29	49	78	
			WNW	65	71	84	72	74	64	54	54	37	42	75	60	84	
			NW	97	100	92	84	100	67	49	53	59	83	88	76	100	
			NNW	54	40	47	44	27	39	22	22	28	28	50	43	54	
		N	12	19	11	19	11	12	14	10	11	9	9	9	19		
		(0.1%)	Hourly Occurrence Percentage	CALM	143	89	92	92	87	82	223	218	107	172	149	140	133
				NNE	4	4	1	4	3	7	1	4	8	4	6	3	4
				NE	5	3	3	6	4	11	1	7	3	3	6	3	4
				ENE	3	3	9	10		18	13	4	4	3	4	3	6
				E	14	18	24	35	15	29	35	40	21	23	4	11	22
				ESE	28	27	65	42	22	47	38	68	46	57	17	23	40
				SE	46	39	63	63	62	99	74	62	56	67	50	36	60
				SSE	14	24	39	65	30	67	48	40	47	34	26	15	37
				S	18	21	27	31	23	42	31	47	25	39	25	17	29
				SSW	14	15	16	22	22	21	26	26	24	30	14	15	20
				SW	18	19	20	24	31	14	24	24	22	28	21	9	21
WSW	27			16	24	28	31	33	23	11	35	50	8	20	26		
W	19	19	27	32	39	44	39	18	42	39	19	16	30				
WNW	96	88	75	90	125	114	71	77	89	66	86	121	92				
NW	422	463	355	329	367	254	265	244	278	242	381	434	336				
NNW	123	142	144	119	132	110	85	92	175	129	175	129	129				
N	8	9	15	10	9	8	3	17	18	15	10	5	11				

Element		1	2	3	4	5	6	7	8	9	10	11	12			
Number of Days With Classified	Daily Max. Temp.	0.0	3	1										1	5	
		0.1 ~ 10.0	25	19	5									9	28	86
		10.1 ~ 20.0	3	8	25	10	1						11	17	2	77
		20.1 ~ 30.0			1	19	23	15	9	9	30	20	4			130
		30.1				1	7	15	22	19						64
	Daily Mean Temp.	-5.0	2												3	5
		-4.9 ~ 0.0	17	7										1	17	42
		0.1 ~ 10.0	12	21	29	2						2	23	11	100	
		10.1 ~ 20.0			2	27	17	4		1	16	27	6		100	
		20.1				1	14	26	31	26	14	2			114	
	Daily Min. Temp.	-15.0	19	14										1	21	55
		-14.9 ~ -5.0	11	13	18		1					1	18	10	72	
		-4.9 ~ 0.0	1	1	13	27	7				3	14	11		77	
		0.1 ~ 10.0				3	23	30	31	28	27	16			158	
		10.1														
	Daily Precip.	0.1mm	4	6	7	8	5	7	20	16	3	6	4	3	89	
		10.0mm			2	1	2		2	9	6	2	3	1	28	
		30.0mm			1				3	2	2				8	
		80.0mm														
		100.0mm														
	Hourly Max. Precip.	1.0mm	1	3	4	7	4	6	15	15	3	5	3	1	67	
6.0mm			1	1			3	10	10	2			1	28		
10.0mm			1					7	7	1				16		
20.0mm			1					2	3					6		
30.0mm								1						1		
Daily Max. Wind Speed	0.5 ~ 3.3%	3						3		3	2	1	1	13		
	3.4 ~ 7.9%	12	10	16	8	15	14	22	20	22	25	13	12	189		
	8.0 ~ 13.8%	12	15	13	21	14	16	5	8	5	4	15	17	145		
	13.9%	4	3	2	1	2		1				1	1	15		
10 - Day Summary	Mean Temp. (0.1 )	1st	32	5	44	129	180	209	266	275	210	184	102	0		
		2nd	-26	17	75	144	192	232	270	244	203	146	43	-33		
		3rd	-22	25	81	160	216	252	263	244	186	118	28	2		
	Mean Max. Temp. (0.1 )	1st	93	62	113	199	254	273	308	325	277	239	189	61		
		2nd	37	87	161	218	264	306	325	289	266	205	106	28		
		3rd	38	93	141	244	292	318	311	307	262	197	98	58		
	Mean Min. Temp. (0.1 )	1st	-20	-48	-20	52	107	152	237	233	155	144	27	-50		
		2nd	-82	-56	-12	74	117	162	230	218	147	103	-17	-91		
		3rd	-84	-36	21	68	130	201	227	194	123	56	-28	-48		
	Mean Wind Speed (0.1%)	1st	17	32	29	19	20	23	11	11	12	10	15	20		
		2nd	24	26	15	22	23	17	15	7	14	11	22	25		
		3rd	25	19	16	23	20	13	9	14	11	13	17	22		
Total Precip. (0.1mm)	1st				105	120	145	735	665		295		10			
	2nd	25	325	10	400	20	45	765	1540	435	235	58				
	3rd	20	160	245	45	35	230	1225	235	335		45	125			

Element		1	2	3	4	5	6	7	8	9	10	11	12					
(0.1 )	Air Temp.	Mean	-21	4	54	130	182	218	259	245	188	138	44	-23	118			
		Mean Max.	56	80	136	212	269	301	315	300	264	209	133	53	194			
		Mean Min.	-89	-72	-19	48	95	144	217	203	128	90	-30	-92	52			
		Highest	121	166	199	307	345	356	353	358	298	279	212	122	358			
		Date	8	16	30	30	29	18	13	6	25	9	10	3	08/06			
		Lowest	-170	-124	-82	-19	41	77	146	123	46	-38	-84	-165	-170			
		Date	24	2	8	3	3	4	27	31	30	31	25	14	01/24			
(0.1mm)	Precip.	00~24h Total	40	195	200	520	85	155	1680	1125	625	405		110	5140			
		Highest. 1	Daily	40	115	140	190	70	90	420	550	325	240		110	550		
			Date	20	22	25	11	9	25	14	14	11	12		24	08/14		
			Hourly	40	35	40	50	45	60	400	90	95	55		80	400		
	Date	20	22	26	17	9	25	14	14	11	12		24	07/14				
(0.1%)	Wind	Mean Speed	15	18	17	18	19	20	13	11	12	11	14	17	15			
		Highest Gust Speed	147	143	165	144	164	126	191	99	112	164	153	167	191			
		Dir.	NNW	WNW	W	WNW	W	WNW	WNW	SSW	ESE	NE	W	W	WNW			
		Date	14	10	9	28	7	9	14	24	15	22	11	11	07/14			
(0.1%)	Wind Directions Only	Hourly Occurrence Maximum Speed	NNE	30	21	32	40	25	39	41	27	37	40	26	30	41		
			NE	27	17	54	30	19	27	21	42	39	40	23	14	54		
			ENE	22	22	20	33	17	16	51	16	40	60	10	8	60		
			E	29	13	24	34	35	36	27	16	45	60	20	9	60		
			ESE	27	20	57	24	56	64	28	33	60	46	44	12	64		
			SE	17	47	53	53	67	73	30	46	56	45	16	15	73		
			SSE	17	18	46	64	58	66	34	39	48	39	18	13	66		
			S	18	40	43	63	52	60	43	32	41	38	31	39	63		
			SSW	14	60	24	70	65	49	51	44	25	29	44	21	70		
			SW	20	51	39	56	53	42	59	31	24	29	53	25	59		
			WSW	31	38	40	82	44	43	45	46	30	35	35	28	82		
			W	74	70	75	82	88	62	58	40	44	28	89	88	89		
			WNW	77	73	83	59	75	54	100	42	41	53	66	75	100		
			NW	66	62	50	48	38	51	30	34	29	28	53	57	66		
			NNW	47	55	43	50	44	43	27	19	25	31	44	57	57		
			N	41	55	52	42	40	52	35	27	41	32	49	46	55		
			(0.1%)	Hourly Occurrence Percentage	CALM	262	198	177	156	145	94	274	267	203	259	238	206	207
					NNE	177	143	148	153	231	189	151	155	207	191	169	169	174
					NE	24	12	40	50	22	32	32	46	46	58	32	19	35
					ENE	12	7	23	18	8	8	18	17	22	16	1	4	13
					E	7	7	19	17	11	21	18	17	8	31	7	5	14
ESE	22	9			36	18	20	42	34	35	29	27	19	7	25			
SE	16	18			46	39	52	121	31	59	36	34	10	15	40			
SSE	23	15			23	35	24	67	30	40	38	31	26	28	32			
S	12	15			15	25	28	61	31	31	31	24	13	9	25			
SSW	12	12			12	50	54	44	58	30	32	24	18	5	29			
SW	12	28			28	44	27	38	57	23	22	16	10	7	26			
WSW	20	34			40	32	36	36	36	36	29	24	24	12	30			
W	49	51			86	93	102	67	55	46	56	51	65	51	64			
WNW	132	170			126	106	129	75	61	56	68	66	106	173	105			
NW	82	103	58	44	36	28	26	43	33	35	89	93	56					
NNW	59	85	32	40	23	21	30	27	36	39	61	86	45					
N	78	92	90	81	51	57	59	71	104	74	113	110	82					

Element		1	2	3	4	5	6	7	8	9	10	11	12			
Number of Days With Classified	Daily Max. Temp.	0.0	3	1										1	5	
		0.1 ~ 10.0	24	19	5								8	27	83	
		10.1 ~ 20.0	3	8	26	11	1					1	11	18	3	82
		20.1 ~ 30.0				18	22	14	9	14	29	20	4			130
		30.1				1	8	16	22	17						64
	Daily Mean Temp.	- 5.0	7												5	12
		- 4.9 ~ 0.0	12	14	1								3	18	48	
		0.1 ~ 10.0	11	14	30	3						4	23	8	93	
		10.1 ~ 20.0				27	22	10		2	22	27	4		114	
		20.1					9	20	31	29	8				97	
	Daily Min. Temp.	- 15.0	5												3	8
		- 14.9 ~ - 5.0	18	24	5								10	24	81	
		- 4.9 ~ 0.0	6	3	17	3						2	16	4	51	
		0.1 ~ 10.0	1	1	9	26	18	3			3	18	4		83	
		10.1				1	13	27	31	31	27	11			141	
	Daily Precip.	0.1mm	1	4	4	6	2	4	17	13	4	5		1	61	
		10.0mm		1	1	2			7	3	2	1		1	18	
		30.0mm							1	1	1				3	
		80.0mm														
		100.0mm														
Hourly Max. Precip.	1.0mm	1	4	2	6	2	3	15	11	3	5		1	53		
	6.0mm						1	8	3	2			1	15		
	10.0mm							4						4		
	20.0mm							1						1		
	30.0mm							1						1		
Daily Max. Wind Speed	0.5 ~ 3.3%	1						1	1		1			4		
	3.4 ~ 7.9%	16	11	16	5	9	10	19	25	25	25	15	13	189		
	8.0 ~ 13.8%	12	16	14	23	19	20	9	5	5	4	12	15	154		
	13.9%	2	1	1	2	3		2			1	3	3	18		
10 - Day Summary	Mean Temp.	1st	17	- 7	32	116	167	195	264	264	199	176	85	- 10		
		2nd	- 41	6	59	129	178	217	263	239	191	136	28	- 48		
		3rd	- 39	14	71	145	200	242	252	234	176	105	20	- 12		
	Mean Max. Temp.	1st	91	66	111	191	248	276	314	320	274	235	188	69		
		2nd	37	89	159	211	264	309	327	283	260	199	108	28		
		3rd	40	89	138	235	294	317	304	298	257	194	102	62		
	Mean Min. Temp.	1st	- 44	- 74	- 43	39	80	123	226	222	142	137	3	- 75		
		2nd	- 111	- 84	- 32	56	95	128	215	209	132	96	- 45	- 127		
		3rd	- 113	- 54	14	48	110	181	211	180	109	41	- 49	- 76		
	Mean Wind Speed	1st	12	21	22	17	20	24	16	11	11	10	13	16		
		2nd	17	19	13	19	20	20	14	11	14	10	17	19		
		3rd	15	16	15	19	18	17	9	12	12	12	13	16		
Total Precip.	1st				135	85	35	330	185	10	155					
	2nd	40	80	5	385			570	775	330	250					
	3rd		115	195				120	780	165	285		110			

Element		1	2	3	4	5	6	7	8	9	10	11	12				
(0.1 )	Air Temp.	Mean	38	50	86	150	193	209	253	256	219	180	105	30	147		
	Mean Max.	76	97	131	201	248	254	302	288	257	210	153	72	191			
	Mean Min.	3	9	48	107	146	174	213	231	187	156	64	-9	111			
	Highest	129	183	174	310	318	334	372	352	290	282	225	134	372			
	Date	2	16	30	30	19	30	21	23	9	9	8	3	07/21			
	Lowest	-64	-56	-16	60	89	139	188	187	135	71	-11	-64	-64			
	Date	15	11	8	1	3	13	11	31	29	31	25	12	12/12			
(0.1mm)	Precip.	00~24h Total	70	405	360	830	195	120	1320	2395	2145	1315	30	210	9395		
		Highest. 1 Daily	35	220	135	395	170	25	665	580	815	560	30	195	815		
	Hourly	10	70	55	85	85	20	210	390	250	200	15	90	390			
	Date	29	27	2	17	9	20	25	16	17	12	4	24	08/16			
(0.1%)	Wind	Mean Speed	46	42	36	33	30	25	23	29	31	39	37	45	35		
		Highest Gust Speed	148	141	139	163	128	120	116	124	169	172	132	158	172		
		Dir.	WSW	WSW	NNW	N	N	NE	ESE	NNW	N	N	E	ESE	N		
(0.1%)	Wind Directions Only	Date	12	5	21	12	25	1	17	16	17	22	19	24	10/22		
		Hourly Occurrence Maximum Speed	67	43	78	50	86	75	40	63	72	116	54	37	116		
		NNE	72	31	49	47	83	44	37	54	68	96	60	11	96		
		NE	17	28	37	34	30	29	24	46	23	51	45	29	51		
		ENE	22	29	38	39	64	34	30	36	31	43	78	84	84		
		E	22	35	51	60	64	46	45	37	38	66	81	102	102		
		ESE	31	49	53	77	83	75	68	65	50	58	76	89	89		
		SE	27	36	48	70	57	55	53	58	34	57	69	60	70		
		SSE	33	37	34	52	26	38	43	47	42	28	36	29	52		
		S	58	56	49	40	9		7	36	43	49			58		
		SSW	97	83	62	77	10		8	52	60	43			97		
		SW	87	89	75	79	13		21	35	63	30		49	89		
		WSW	80	77	58	52			29	47	57	41			80		
		W	36	42	42	39			15	48	43	37			48		
		WNW	44	34	42	63			35	60	59	67			67		
		NW	76	79	92	116			36	77	117	78			117		
		NNW	53	44	72	84	4	46	22	68	94	101	4	1	101		
		N	1		8	8	16	31	27	5	14	1	3	1	10		
		(0.1%)	Hourly Occurrence Percentage	CALM	63	18	70	56	70	184	42	147	113	258	19	11	88
				NNE	13	7	44	43	52	83	44	112	60	105	10	1	48
				NE	3	3	23	14	36	57	26	51	26	36	29	4	26
				ENE	1	10	38	33	62	75	77	36	24	16	93	74	45
				E	3	12	35	83	222	213	204	38	33	42	240	417	129
				ESE	3	24	46	208	349	229	284	51	40	101	393	390	177
				SE	9	18	32	154	163	106	132	62	60	51	171	75	86
				SSE	20	28	16	60	20	18	13	34	39	19	42	26	28
				S	32	45	43	26	1		1	19	49	17			19
				SSW	375	292	241	119	3		3	44	171	28			105
SW	318			345	198	47	5		24	42	89	16		1	89		
WSW	94			126	67	33			55	35	24	34			39		
W	7			21	20	24			5	31	17	30			13		
WNW	9			7	23	15			28	74	43	51			21		
NW	32			28	59	33			31	147	96	116			45		
NNW	13			15	38	42			4	4	74	104	79		31		

Element		1	2	3	4	5	6	7	8	9	10	11	12		
Number of Days With Classified	Daily Max. Temp.	0.0													
		0.1 ~ 10.0	23	17	3								4	24	71
		10.1 ~ 20.0	8	11	28	15	4					14	19	7	106
		20.1 ~ 30.0				14	23	27	12	21	30	17	7		151
	Daily Mean Temp.	30.1				1	4	3	19	10					37
		- 5.0												6	13
		- 4.9 ~ 0.0	5	2											6
		0.1 ~ 10.0	25	24	23	2							14	25	113
	Daily Min. Temp.	10.1 ~ 20.0	1	2	8	26	18	10			3	25	16		109
		20.1				2	13	20	31	31	27	6			130
		- 15.0												2	7
		- 14.9 ~ - 5.0	3	2											2
	Daily Precip.	- 4.9 ~ 0.0	13	4	2								2	17	38
		0.1 ~ 10.0	15	22	29	14	2					2	20	12	116
		10.1				16	29	30	31	31	30	29	8		204
		0.1mm	3	8	7	8	3	7	11	13	6	7	1	2	76
	Hourly Max. Precip.	10.0mm		2	1	2	1		3	5	3	4		1	22
		30.0mm				1			2	4	3	2			12
		80.0mm									1				1
		100.0mm													
1.0mm		3	5	6	7	2	5	6	12	4	7	1	2	60	
6.0mm			1		1	1		4	6	3	3		1	20	
Daily Max. Wind Speed	10.0mm							3	4	3	2			12	
	20.0mm							2	2	2	1			7	
	30.0mm								1					1	
	0.5 ~ 3.3%														
Daily Max. Wind Speed	3.4 ~ 7.9%	4	5	9	6	8	21	17	16	17	10	6	2	121	
	8.0 ~ 13.8%	25	22	21	23	23	9	14	15	12	19	24	26	233	
	13.9%	2	1	1	1					1	2		3	11	
10 - Day Summary	Mean Temp.	1st	76	40	69	133	182	199	247	265	230	204	148	42	
		2nd	17	56	93	156	196	203	270	247	224	180	82	6	
		3rd	21	56	96	162	201	224	242	257	204	158	84	43	
	Mean Max. Temp.	1st	108	87	117	177	237	245	300	297	267	232	201	85	
		2nd	61	109	139	211	246	252	330	265	256	204	129	50	
		3rd	61	93	136	217	259	265	280	301	247	196	129	82	
	Mean Min. Temp.	1st	46	2	28	103	135	162	205	241	200	181	109	- 1	
		2nd	- 19	4	50	112	151	168	219	231	194	164	40	- 35	
		3rd	- 16	22	65	107	151	191	214	222	166	127	43	8	
	Mean Wind Speed	1st	42	46	42	34	34	28	22	25	27	33	38	42	
		2nd	50	44	31	35	32	26	30	36	39	40	40	49	
		3rd	47	35	35	31	26	21	18	27	28	44	33	45	
Total Precip.	1st	50	15	135	120	190	50	110	715	90	645	30			
	2nd		30	110	685		45	15	1645	1510	665				
	3rd	20	360	115	25	5	25	1195	35	545	5		210		

		Element	1	2	3	4	5	6	7	8	9	10	11	12			
(0.1 )	Air Temp.	Mean	- 13	6	53	133	178	214	255	241	181	131	51	- 12	118		
		Mean Max.	56	77	128	212	262	287	310	295	253	200	135	49	189		
		Mean Min.	- 75	- 60	- 20	53	90	143	212	199	121	79	- 22	- 68	54		
		Highest	121	175	188	298	332	340	349	350	286	281	221	130	350		
		Date	8	16	30	30	29	18	21	6	9	9	7	3	08/06		
		Lowest	- 142	- 100	- 67	- 10	49	78	146	115	38	- 36	- 75	- 153	- 153		
		Date	26	15	3	2	7	4	27	31	30	31	19	14	12/14		
(0.1mm)	Precip.	00~24h Total	15	305	300	480	160	615	1515	1375	1285	550	25	170	6795		
		Highest. 1 Daily	5	185	100	190	115	350	290	625	635	205	25	150	635		
		Date	29	22	31	11	9	25	6	14	11	12	24	24	09/11		
		Hourly Date	5	40	40	50	30	200	240	110	160	40	10	70	240		
(0.1%)	Wind	Mean Speed	17	18	16	20	17	16	11	11	10	10	15	17	15		
		Highest Gust Speed	200	127	136	154	140	106	103	102	100	146	118	175	200		
		* Dir.	S	NNW	NNE	SSE	S	SSE	NNE	S	SSE	NE	SE	N	S		
(0.1%)	Wind Directions Only	Date	21	10	14	28	13	9	25	24	20	22	10	8	01/21		
		Hourly Occurrence Maximum Speed	44	48	50	64	44	46	58	49	51	59	37	41	64		
		NNE	30	56	36	37	37	36	26	33	34	35	32	40	56		
		NE	30	18	39	30	32	29	16	25	20	18	24	32	39		
		ENE	26	30	28	35	26	25	17	12	12	10	32	38	38		
		E	32	35	28	35	18	36	29	27	22	13	40	28	40		
		ESE	64	48	49	67	54	42	46	40	29	26	46	42	67		
		SE	73	61	43	71	81	42	48	57	45	30	70	54	81		
		SSE	48	47	43	49	44	44	46	50	32	37	36	43	50		
		S	39	25	32	35	34	36	28	29	18	27	31	28	39		
		SSW	24	24	20	22	20	20	13	16	21	31	26	28	31		
		SW	30	30	13	15	22	22	14	13	17	10	20	21	30		
		WSW	20	8	29	17	24	17	14	10	21	21	28	39	39		
		W	25	30	25	29	16	8	18	13	16	13	23	31	31		
		WNW	37	45	42	47	39	35	24	24	31	35	49	34	49		
		NW	35	48	53	44	46	37	32	28	35	35	41	43	53		
		NNW	49	49	41	49	46	34	31	37	39	61	35	38	61		
		(0.1%)	Hourly Occurrence Percentage	CALM	173	139	165	139	173	164	270	277	349	378	188	128	212
				NNE	101	76	101	101	93	119	98	151	79	99	86	69	98
				NE	55	70	60	47	58	85	48	70	60	85	61	48	62
ENE	12			9	16	14	39	24	11	12	11	9	26	23	17		
E	11			24	12	24	15	10	7	7	6	3	17	22	13		
ESE	22			19	23	17	11	15	21	8	4	7	19	27	16		
SE	46			43	43	35	54	49	44	24	15	5	35	51	37		
SSE	124			128	112	144	89	110	97	71	42	34	129	164	103		
S	143			127	155	224	161	157	145	141	129	101	164	153	150		
SSW	62			51	65	51	73	54	66	51	102	59	56	63	63		
SW	24			25	32	31	24	18	19	23	28	31	21	23	25		
WSW	20			15	12	7	9	28	15	9	15	9	18	22	15		
W	5			4	7	7	9	10	7	5	8	11	7	11	8		
WNW	8			15	15	14	4	3	6	9	8	7	6	16	9		
NW	38	75	32	25	30	24	21	11	17	30	31	38	30				
NNW	74	91	78	54	82	53	50	40	42	46	88	71	64				
N	82	89	73	67	77	79	75	90	85	87	50	73	77				



Element		1	2	3	4	5	6	7	8	9	10	11	12			
Number of Days With Classified	Daily Max. Temp.	0.0	2	1										1	4	
		0.1 ~ 10.0	25	19	7								7	27	85	
		10.1 ~ 20.0	4	8	24	13	2					1	18	20	3	93
		20.1 ~ 30.0				17	25	18	11	15	29	13	3			131
		30.1					4	12	18	16						50
	Daily Mean Temp.	-5.0	6												3	9
		-4.9 ~ 0.0	13	13	1								1	19	47	
		0.1 ~ 10.0	12	15	29	2						5	26	9	98	
		10.1 ~ 20.0			1	27	24	10		2	27	26	3		120	
		20.1				1	7	20	29	29	3				89	
	Daily Min. Temp.	-15.0													1	1
		-14.9 ~ -5.0	20	21	6								5	22	74	
		-4.9 ~ 0.0	10	6	17	2						2	17	8	62	
		0.1 ~ 10.0	1	1	8	27	21	4			5	16	8		91	
		10.1				1	10	26	29	31	25	13			135	
	Daily Precip.	0.1mm	3	5	8	10	4	6	17	18	6	6	1	3	87	
		10.0mm		1	1	1	1	2	6	2	2	4		1	21	
		30.0mm						1		1	2				4	
		80.0mm														
		100.0mm														
	Hourly Max. Precip.	1.0mm		4	5	9	2	5	14	14	5	4	1	2	65	
6.0mm							1	4	1	2			1	9		
10.0mm							1	3	1	1				6		
20.0mm							1	1						2		
30.0mm																
Daily Max. Wind Speed	0.5 ~ 3.3%								3	1	1			5		
	3.4 ~ 7.9%	18	11	19	10	19	19	22	24	27	25	15	13	222		
	8.0 ~ 13.8%	11	17	12	19	11	11	7	4	2	4	15	17	130		
	13.9%	2			1	1					1		1	6		
10 - Day Summary	Mean Temp. (0.1 )	1st	25	-5	31	116	164	197	252	262	190	169	85	0		
		2nd	-34	11	56	136	172	214	261	235	185	130	37	-37		
		3rd	-30	14	69	147	196	232	255	227	168	96	32	0		
	Mean Max. Temp. (0.1 )	1st	88	58	102	190	242	268	304	316	258	226	188	61		
		2nd	39	89	153	211	255	295	324	274	252	188	113	26		
		3rd	43	87	129	234	285	299	306	294	250	188	103	58		
	Mean Min. Temp. (0.1 )	1st	-32	-59	-37	38	82	126	218	222	132	128	4	-55		
		2nd	-93	-67	-37	66	85	129	208	207	127	86	-33	-99		
		3rd	-98	-53	11	54	103	174	210	172	103	30	-36	-53		
	Mean Wind Speed (0.1%)	1st	15	20	19	17	18	18	11	12	9	9	13	16		
		2nd	18	20	14	22	17	16	13	10	12	10	15	18		
		3rd	18	15	15	21	16	14	10	12	10	12	16	17		
Total Precip. (0.1mm)	1st			5	145	150	80	650	210	150	335		20			
	2nd	5	120	30	310	5	10	250	870	650	215					
	3rd	10	185	265	25	5	525	615	295	485		25	150			

		Element	1	2	3	4	5	6	7	8	9	10	11	12				
(0.1 )	Air Temp.	Mean	- 9	17	66	142	192	227	267	256	201	150	57	- 10	130			
		Mean Max.	62	86	138	219	270	297	318	308	265	210	135	56	197			
		Mean Min.	- 74	- 55	- 9	62	111	161	229	214	143	101	- 14	- 75	66			
		Highest	131	165	201	310	348	351	356	361	296	282	217	121	361			
		Date	8	16	30	30	29	19	21	6	9	10	10	3	08/06			
		Lowest	- 134	- 100	- 65	- 10	64	104	167	144	67	- 17	- 67	- 137	- 137			
		Date	25	12	8	3	7	4	27	31	30	31	25	14	12/14			
(0.1mm)	Precip.	00~24h Total	10	240	225	725	230	850	800	1600	1160	650	5	100	6595			
		Highest. 1	Daily	5	200	110	220	130	415	220	655	560	270	5	100	655		
		Date	29	22	25	11	9	25	31	14	11	12	24	24	08/14			
		Hourly	Date	5	35	30	55	40	210	80	180	165	55	5	70	210		
(0.1%)	Wind	Mean Speed	13	18	13	18	15	16	14	12	10	10	13	16	14			
		Highest Gust Speed	156	145	144	144	168	126	132	140	114	129	132	141	168			
		* Dir.	W	W	NNW	NW	S	NNW	NW	SSE	N	N	W	N	S			
(0.1%)	Wind Directions Only	Date	20	9	6	12	24	3	14	24	16	22	11	16	05/24			
		Hourly Occurrence Maximum Speed	NNE	38	34	35	45	28	38	34	51	29	64	31	28	64		
			NE	22	23	36	41	43	60	44	37	34	35	24	22	60		
			ENE	15	33	35	44	40	36	37	29	47	37	23	29	47		
			E	14	27	33	27	35	29	21	54	27	17	17	25	54		
			ESE	9	27	35	40	42	46	32	34	17	15	17	23	46		
			SE	24	53	34	72	45	47	67	29	24	21	40	27	72		
			SSE	26	66	45	77	70	71	61	57	32	17	50	15	77		
			S	33	44	23	63	35	45	46	53	29	14	33	24	63		
			SSW	18	19	15	49	24	32	30	37	16	13	32	19	49		
			SW	38	14	49	30	30	21	18	40	16	11	35	18	49		
			WSW	39	29	44	59	54	33	26	15	18	15	32	44	59		
			W	79	59	69	57	68	63	20	37	54	29	56	63	79		
			WNW	44	59	47	52	43	39	30	24	34	52	39	45	59		
			NW	37	55	42	45	37	44	45	39	35	36	43	42	55		
			NNW	73	83	71	56	57	69	47	50	41	47	67	61	83		
			N	55	45	48	42	30	37	34	28	38	62	44	50	62		
			(0.1%)	Hourly Occurrence Percentage	CALM	387	274	306	208	257	169	216	234	348	382	407	323	293
					NNE	44	27	44	53	56	53	55	71	47	58	40	44	50
NE	24	21			42	33	44	65	65	86	54	44	28	20	44			
ENE	15	28			47	25	30	53	51	75	46	48	15	16	38			
E	15	15			27	17	30	24	36	38	21	23	10	5	22			
ESE	3	7			16	28	31	38	35	22	21	20	13	7	20			
SE	9	15			38	58	34	49	90	40	31	23	15	15	35			
SSE	27	31			46	88	91	158	160	79	56	42	38	26	70			
S	63	48			48	86	70	85	99	56	102	70	58	46	69			
SSW	30	30			39	40	31	33	17	24	24	35	25	30	30			
SW	23	21			30	33	24	22	8	19	17	15	22	19	21			
WSW	22	18			46	38	50	21	19	28	32	20	14	20	27			
W	53	73			82	90	93	63	28	59	43	39	39	60	60			
WNW	36	49	47	38	27	18	22	26	26	27	32	60	34					
NW	24	42	38	36	36	26	20	30	18	17	43	35	30					
NNW	158	213	63	75	51	86	40	63	76	75	144	184	102					
N	67	88	42	54	46	38	38	50	39	62	57	90	56					

Element		1	2	3	4	5	6	7	8	9	10	11	12		
Number of Days With Classified	Daily Max. Temp.	0.0	3											1	4
		0.1 ~ 10.0	24	19	5								8	28	84
		10.1 ~ 20.0	4	9	25	9	2					12	18	2	81
		20.1 ~ 30.0			1	20	22	17	7	11	30	19	4		131
		30.1				1	7	13	24	20					65
	Daily Mean Temp.	-5.0	2											3	5
		-4.9 ~ 0.0	17	6	1									18	42
		0.1 ~ 10.0	12	22	28	2						2	24	10	100
		10.1 ~ 20.0			2	28	19	3		1	13	26	6		98
		20.1					12	27	31	30	17	3			120
	Daily Min. Temp.	-15.0	24	18	4								3	23	72
		-14.9 ~ -5.0	6	9	17	1						1	17	8	59
		-4.9 ~ 0.0	1	1	10	25	10				3	15	10		75
		0.1 ~ 10.0				4	21	30	31	31	27	15			159
		10.1													
	Daily Precip.	0.1mm	2	3	7	8	3	5	12	13	4	5	1	1	64
		10.0mm		1	1	3	1	2	3	5	2	4		1	23
		30.0mm						1		1	2				4
		80.0mm													
		100.0mm													
Hourly Max. Precip.	1.0mm		2	7	7	3	6	10	13	4	4		1	57	
	6.0mm						3	3	5	2			1	14	
	10.0mm						1		5	2				8	
	20.0mm						1							1	
	30.0mm														
Daily Max. Wind Speed	0.5 ~ 3.3%	1								1	4	3	2	11	
	3.4 ~ 7.9%	13	8	16	9	13	13	18	18	25	21	12	11	177	
	8.0 ~ 13.8%	16	18	14	20	15	17	13	12	4	6	15	17	167	
	13.9%	1	2	1	1	3			1				1	10	
10 - Day Summary	Mean Temp. (0.1 )	1st	23	8	43	128	176	207	267	277	211	184	99	3	
		2nd	-25	19	73	142	187	228	269	245	203	150	40	-34	
		3rd	-22	26	80	157	211	245	266	248	188	118	32	-1	
	Mean Max. Temp. (0.1 )	1st	95	70	114	198	251	277	311	330	272	237	190	70	
		2nd	46	94	159	219	263	306	327	288	263	200	111	31	
		3rd	46	95	142	241	293	309	317	307	261	194	105	65	
	Mean Min. Temp. (0.1 )	1st	-40	-52	-34	51	97	141	240	233	158	146	21	-59	
		2nd	-87	-65	-21	67	103	152	224	216	146	107	-28	-100	
		3rd	-93	-45	23	67	131	189	225	196	126	55	-35	-66	
	Mean Wind Speed (0.1%)	1st	8	20	17	17	15	18	22	12	9	7	10	15	
		2nd	17	20	11	18	15	15	12	9	13	10	15	18	
		3rd	15	14	13	18	14	15	10	15	8	12	14	15	
	Total Precip. (0.1mm)	1st				310	190	80	195	235	105	375			
		2nd		40	40	400	40	70	175	950	560	275			
		3rd	10	200	185	15		700	430	415	495		5	100	

		Element	1	2	3	4	5	6	7	8	9	10	11	12				
(0.1 )	Air Temp.	Mean	15	36	73	143	192	216	269	250	198	151	71	4	135			
		Mean Max.	75	100	145	215	268	287	328	302	263	210	153	69	201			
		Mean Min.	- 44	- 30	7	66	112	153	220	209	141	101	- 5	- 57	73			
		Highest	133	187	199	305	354	355	392	358	307	291	220	143	392			
		Date	2	16	12	30	29	19	13	24	9	9	8	3	07/13			
		Lowest	- 100	- 73	- 40	8	42	98	167	136	61	- 13	- 59	- 113	- 113			
		Date	26	15	11	3	2	4	27	31	30	31	21	14	12/14			
(0.1mm)	Precip.	00~24h Total	4	140	160	256	7	254	571	681	774	129		81	3057			
		Highest. 1	Daily	3	109	58	129	6	229	170	266	418	64		81	418		
			Date	20	22	26	17	5	1	25	14	11	12		24	09/11		
			Hourly	3	29	38	77	6	229	169	172	181	42		70	229		
		Date	20	22	27	17	5	1	25	10	11	12		24	06/01			
(0.1%)	Wind	Mean Speed	23	27	20	21	19	19	18	17	15	16	18	25	20			
		Highest Gust Speed	185	202	150	171	167	125	158	111	140	177	179	196	202			
		* Dir.	NW	NW	WNW	NW	WSW	NE	NW	WSW	NE	N	NW	NNW	NW			
		Date	20	20	9	26	14	1	17	24	17	22	10	24	02/20			
(0.1%)	Wind Directions Only	Hourly Occurrence Maximum Speed	NNE	22	30	60	57	50	66	48	44	56	80	21		80		
			NE	39	29	70	45	36	41	34	47	50	45	17	9	70		
			ENE	21	29	31	32	36	40	36	37	51	46	13	14	51		
			E	25	16	39	24	30	29	20	42	25	12	9	20	42		
			ESE	12	24	32	14	28	33	13	19	29	9	16	8	33		
			SE	19	24	44	37	51	31	36	24	25	14	14	14	51		
			SSE	29	24	47	50	57	46	41	29	26	26	23	20	57		
			S	15	18	27	54	35	45	28	23	13	15	17	16	54		
			SSW	22	32	28	61	61	41	55	45	14	14	20	20	61		
			SW	32	57	17	46	43	39	39	27	21	26	26	39	57		
			WSW	49	59	32	62	46	35	36	47	29	12	41	23	62		
			W	70	38	57	53	67	39	42	41	27	30	71	59	71		
			WNW	88	101	56	73	84	42	40	23	43	46	48	58	101		
			NW	91	94	63	71	88	50	65	31	69	63	88	78	94		
			NNW	57	68	46	54	51	37	54	34	39	42	52	50	68		
			N	26	23	38	57	40	44	53	54	53	87	24	28	87		
			(0.1%)	Hourly Occurrence Percentage	CALM	133	94	90	70	77	71	86	82	140	171	158	116	107
					NNE	26	12	73	65	70	131	105	195	107	161	7		80
					NE	9	6	45	22	17	39	16	52	51	55	3	3	27
					ENE	7	6	11	11	19	21	3	17	32	26	8	5	14
					E	9	6	16	8	26	19	4	12	17	4	7	5	11
					ESE	7	12	18	13	17	36	5	11	24	4	8	3	13
					SE	11	22	29	25	27	72	30	11	31	9	18	13	25
					SSE	31	25	69	79	59	104	61	19	28	17	21	23	45
					S	31	22	45	57	59	40	57	15	29	13	35	31	36
					SSW	38	37	46	72	63	51	109	28	15	12	43	26	45
					SW	35	45	38	43	44	39	51	23	25	11	60	39	38
WSW	28	18			26	82	57	35	63	63	42	16	71	28	44			
W	52	36			45	72	85	36	67	28	31	20	54	44	48			
WNW	163	208			124	92	129	42	53	34	96	63	103	132	102			
NW	270	315	180	142	144	106	90	83	150	163	265	403	192					
NNW	95	112	84	86	69	81	121	148	99	130	110	99	103					
N	55	24	61	60	38	76	77	179	85	124	29	30	70					

Element		1	2	3	4	5	6	7	8	9	10	11	12		
Number of Days With Classified	Daily Max. Temp.	0.0													
		0.1 ~ 10.0	23	15	4							6	27	75	
		10.1 ~ 20.0	8	13	26	11	1				1	13	17	4	94
		20.1 ~ 30.0				18	22	19	4	17	28	18	7		133
	Daily Mean Temp.	30.1				1	8	11	27	14	1				62
		-5.0												15	27
		-4.9 ~ 0.0	10	2										15	27
		0.1 ~ 10.0	21	25	27	2						3	23	16	117
	Daily Min. Temp.	10.1 ~ 20.0		1	3	27	20	8			17	25	7		108
		20.1				1	11	22	31	31	13	3			112
		-15.0											2	21	42
		-14.9 ~ -5.0	14	5										2	21
	Daily Precip.	-4.9 ~ 0.0	15	21	17							1	17	9	80
		0.1 ~ 10.0	2	2	13	28	12	2			3	16	11	1	90
		10.1				2	19	28	31	31	27	14			152
		0.1mm	2	3	7	8	2	3	10	9	6	5		1	56
	Hourly Max. Precip.	10.0mm		1		1		1	2	3	2				10
		30.0mm									1				1
		80.0mm													
		100.0mm													
Daily Max. Wind Speed	1.0mm		2	4	5		2	9	5	3	3		1	34	
	6.0mm				1		1	3	3	2			1	11	
	10.0mm						1	2	2	1				6	
	20.0mm						1							1	
10 - Day Summary	Mean Temp.	30.0mm													
		0.5 ~ 3.3%	1									1	1	2	5
		3.4 ~ 7.9%	11	9	12	5	13	10	18	19	22	19	11	6	155
	Mean Max. Temp.	8.0 ~ 13.8%	13	13	17	20	16	20	12	12	7	10	16	17	173
13.9%		6	6	1	5	2		1		1	1	2	6	31	
1st		45	27	58	123	174	197	270	265	208	181	107	10		
Mean Min. Temp.	2nd	-2	43	76	152	192	214	282	237	203	152	53	-13		
	3rd	4	38	84	153	207	236	256	249	185	123	55	14		
	1st	104	87	126	186	248	268	326	316	274	235	200	82		
Mean Wind Speed	2nd	61	112	165	222	262	292	350	275	257	199	128	45		
	3rd	61	102	145	237	292	301	310	314	260	197	131	80		
	1st	-16	-28	-2	53	94	133	229	227	152	140	28	-55		
Total Precip.	2nd	-59	-35	-6	85	116	145	222	214	151	109	-18	-71		
	3rd	-55	-25	27	60	124	180	211	189	121	58	-26	-47		
	1st	16	31	26	21	20	21	20	19	13	13	15	22		
(0.1mm)	2nd	29	30	16	23	20	19	18	16	18	15	23	30		
	3rd	24	19	19	19	17	18	16	17	14	20	17	23		
	1st		10	24	38	6	229	49	364	12	55				
(0.1%)	2nd	3	21	29	205	1	1	57	270	481	74				
	3rd	1	109	107	13		24	465	47	281			81		

Element		1	2	3	4	5	6	7	8	9	10	11	12				
(0.1 )	Air Temp.	Mean	- 8	16	61	143	189	226	269	256	196	150	56	- 12	129		
		Mean Max.	70	96	143	221	276	300	322	313	268	216	146	63	203		
		Mean Min.	- 75	- 62	- 14	62	103	158	229	210	138	101	- 14	- 78	63		
		Highest	131	158	206	304	365	359	374	371	304	290	230	123	374		
		Date	2	16	30	30	29	18	22	6	25	10	8	3	07/22		
		Lowest	- 141	- 111	- 70	- 14	52	99	169	131	69	- 26	- 57	- 140	- 141		
		Date	24	2	8	3	8	4	27	31	30	31	25	14	01/24		
(0.1mm)	Precip.	00~24h Total		255	270	645	205	580	840	1640	1155	875	20	135	6620		
		Highest. 1	Daily		215	105	180	150	340	165	395	535	335	20	135	535	
		Date		22	25	11	9	26	2	21	27	2	3	24	09/27		
		Hourly		35	25	60	40	290	165	310	210	85	20	70	310		
(0.1%)	Wind	Mean Speed	7	11	10	14	11	12	11	9	7	8	8	9	10		
		Highest Gust Speed	122	128	115	121	157	111	124	106	103	111	111	112	157		
		Dir.	W	W	S	SE	WNW	SE	SSE	S	N	NNW	NNE	W	WNW		
(0.1%)	Wind Directions Only	Date	20	9	24	14	14	21	11	7	16	22	30	26	05/14		
		Hourly Occurrence Maximum Speed	49	44	42	46	27	44	30	34	39	40	37	52	52		
		NNE	15	30	34	28	23	21	21	27	29	28	23	23	34		
		NE	27	29	28	27	34	26	27	24	31	23	19	17	34		
		ENE	18	24	31	41	41	24	36	36	43	18	19	19	43		
		E	38	40	36	46	39	33	50	36	35	18	35	31	50		
		ESE	38	46	28	56	40	34	46	38	56	22	27	24	56		
		SE	45	40	26	45	32	38	32	48	28	9	34	9	48		
		SSE	10	22	32	40	33	33	16	28	11	12	25	24	40		
		S	14	13	20	31	37	30	27	29	17	12	33	26	37		
		SSW	20	29	20	40	27	30	20	29	15	15	32	16	40		
		SW	55	42	64	38	39	40	21	32	18	15	34	28	64		
		WSW	53	66	44	53	54	50	40	22	26	32	42	59	66		
		W	33	38	31	27	28	21	21	18	14	16	22	37	38		
		WNW	28	36	34	27	12	19	22	17	12	15	21	23	36		
		NW	39	40	35	29	18	25	17	17	24	37	27	32	40		
		NNW	62	52	59	46	38	36	34	27	34	57	50	44	62		
		(0.1%)	Hourly Occurrence Percentage	CALM	630	452	453	294	359	282	298	376	504	489	478	464	423
				NNE	39	42	36	53	54	61	70	82	67	55	42	40	53
				NE	17	22	36	28	54	49	50	35	32	32	32	22	34
ENE	8			31	35	33	40	43	28	28	29	23	21	24	29		
E	12			24	42	32	47	19	65	22	29	11	29	15	29		
ESE	12			33	52	78	48	71	141	44	33	16	36	22	49		
SE	11			33	27	93	40	68	71	42	19	16	36	20	40		
SSE	15			30	20	54	47	57	32	27	17	17	28	16	30		
S	12			21	30	33	38	39	24	19	17	12	36	22	25		
SSW	18			16	24	36	22	28	32	22	24	16	21	20	23		
SW	6			25	23	21	23	25	19	19	26	30	19	15	21		
WSW	18			24	23	38	23	26	17	43	18	36	15	28	26		
W	25			55	55	56	78	68	36	27	44	39	39	78	50		
WNW	17			18	24	28	27	36	23	30	13	12	31	32	24		
NW	29			21	24	21	24	29	16	38	22	31	31	22	26		
NNW	52			67	31	28	26	36	32	48	22	56	39	75	43		
N	79	85	65	75	51	63	44	99	83	108	68	86	75				

Element		1	2	3	4	5	6	7	8	9	10	11	12		
Number of Days With Classified	Daily Max. Temp.	0.0													
		0.1 ~ 10.0	24	16	5								5	27	77
		10.1 ~ 20.0	7	12	25	8	2				1	10	21	4	90
		20.1 ~ 30.0			1	21	20	16	5	9	28	21	4		125
	Daily Mean Temp.	30.1				1	9	14	26	22	1				73
		-5.0	4											3	7
		-4.9 ~ 0.0	16	11										19	46
		0.1 ~ 10.0	11	17	30	2						2	25	9	96
	Daily Min. Temp.	10.1 ~ 20.0			1	27	20	2		1	16	25	5		97
		20.1				1	11	28	31	30	14	4			119
		-15.0												3	79
		-14.9 ~ -5.0	23	20	5									28	79
	Daily Max. Precip.	-4.9 ~ 0.0	7	7	17	2						2	20	3	58
		0.1 ~ 10.0	1	1	9	24	12	1			3	15	7		73
		10.1				4	19	29	31	31	27	14			155
		0.1mm		4	8	9	3	5	14	17	5	5	1	1	72
	Hourly Max. Precip.	10.0mm		1	1	3	1	2	3	6	2	3		1	23
		30.0mm						1		2	2	1			6
		80.0mm													
		100.0mm													
Daily Max. Wind Speed	1.0mm		2	6	8	3	5	12	14	4	4	1	1	60	
	6.0mm				1		2	2	5	2	1		1	14	
	10.0mm						1	1	3	2				7	
	20.0mm						1		1	1				3	
Daily Max. Wind Speed	30.0mm								1					1	
	0.5 ~ 3.3%	7	1	1					1	2	4	3	5	24	
	3.4 ~ 7.9%	12	15	19	11	25	21	25	24	25	25	20	14	236	
	8.0 ~ 13.8%	10	12	11	19	5	9	6	6	3	2	7	12	102	
10 - Day Summary	Mean Temp.	1st	22	7	36	127	172	210	267	277	205	184	91	1	
		2nd	-25	21	69	144	185	229	272	247	201	150	42	-33	
		3rd	-19	22	78	158	209	239	269	245	181	118	37	-5	
	Mean Max. Temp.	1st	102	85	121	199	253	285	309	336	273	241	196	76	
		2nd	56	106	162	222	270	311	332	291	266	207	123	41	
		3rd	55	98	145	242	301	305	325	310	265	202	120	72	
	Mean Min. Temp.	1st	-38	-61	-46	54	90	136	239	229	154	146	14	-64	
		2nd	-90	-76	-26	69	97	154	226	216	140	105	-31	-102	
		3rd	-94	-46	24	63	121	184	224	188	120	56	-27	-70	
	Mean Wind Speed	1st	6	11	12	14	11	13	17	8	6	6	6	9	
		2nd	8	12	8	15	12	11	9	7	10	9	9	10	
		3rd	7	8	9	14	11	11	7	12	6	8	8	9	
Total Precip.	1st		5	15	315	195	65	435	355	110	600	20			
	2nd		35	60	315	10	20	155	805	510	275				
	3rd		215	195	15		495	250	480	535			135		

Element		1	2	3	4	5	6	7	8	9	10	11	12					
(0.1 )	Air Temp.	Mean	- 5	20	65	140	190	223	272	258	197	152	60	- 12	130			
		Mean Max.	71	94	139	215	271	299	326	319	269	217	149	64	203			
		Mean Min.	- 72	- 56	- 8	66	107	158	230	210	137	100	- 15	- 81	65			
		Highest	135	164	207	294	359	356	373	381	301	295	224	141	381			
		Date	2	16	30	30	29	18	22	5	9	10	8	3	08/05			
		Lowest	- 138	- 101	- 69	- 11	55	104	163	135	55	- 26	- 67	- 139	- 139			
		Date	24	13	8	3	8	4	27	31	30	31	21	14	12/14			
(0.1mm)	Precip.	00~24h Total	25	280	490	945	360	645	715	2565	1215	605		155	8000			
		Highest. 1	Daily	15	220	195	220	220	430	125	850	540	270		155	850		
			Date	29	22	25	6	9	25	14	10	11	12		24	08/10		
			Hourly	5	45	40	100	75	170	125	295	195	55		110	295		
(0.1mm)	Date	30	22	25	22	9	25	14	10	11	2		24	08/10				
(0.1%)	Wind	Mean Speed	16	21	17	20	17	18	17	13	12	14	15	19	17			
		Highest Gust Speed	153	152	135	149	177	124	130	128	119	139	135	129	177			
		Dir.	NW	W	W	WSW	NW	SSE	SW	S	ENE	ESE	W	NW	NW			
		Date	20	20	9	14	7	21	22	21	15	22	10	16	05/07			
(0.1%)	Wind Directions Only	Hourly Occurrence Maximum Speed	NNE	20	32	46	42	32	32	31	37	32	53	13	34	53		
			NE	8	5	34	45	28	45	24	28	27	33	15	17	45		
			ENE	16	23	37	35	26	46	27	32	50	33	15	10	50		
			E	31	12	40	59	42	53	31	39	49	54	39	18	59		
			ESE	18	36	44	63	51	55	50	46	36	37	29	25	63		
			SE	35	49	57	55	52	65	68	63	36	49	41	30	68		
			SSE	21	34	46	59	58	67	46	34	16	50	21	20	67		
			S	31	27	34	58	47	49	50	21	28	23	25	31	58		
			SSW	23	23	21	46	47	29	49	30	19	20	28	17	49		
			SW	44	57	22	60	48	28	36	50	26	21	39	30	60		
			WSW	50	47	64	65	73	49	59	48	36	31	54	47	73		
			W	66	63	81	62	62	50	43	31	37	36	75	63	81		
			WNW	83	72	67	69	77	51	37	43	31	56	58	69	83		
			NW	65	73	62	58	62	39	27	42	29	56	61	60	73		
			NNW	57	62	59	35	44	64	31	47	36	55	66	55	66		
			N	38	54	39	48	33	40	57	31	32	54	56	47	57		
			(0.1%)	Hourly Occurrence Percentage	CALM	125	92	164	94	133	93	124	106	143	121	151	110	122
					NNE	16	25	23	28	35	32	28	40	36	47	4	13	27
					NE	7	1	17	26	19	35	16	39	21	26	13	15	20
					ENE	8	9	19	21	13	22	19	43	29	32	4	7	19
E	15	13			22	49	34	35	38	39	47	55	15	9	31			
ESE	34	33			58	83	82	113	75	47	46	54	42	35	58			
SE	49	57			86	79	110	135	113	60	46	44	53	39	73			
SSE	27	31			32	60	58	79	74	34	19	15	18	35	40			
S	18	13			30	39	32	32	43	36	29	28	14	16	28			
SSW	26	13			20	33	23	22	19	24	28	28	31	22	24			
SW	36	37			32	51	23	40	31	50	47	36	33	32	37			
WSW	63	49			51	64	65	86	66	81	99	78	58	62	69			
W	106	125			101	92	126	61	106	86	128	117	135	138	110			
WNW	199	218			138	104	89	67	102	105	118	112	172	198	135			
NW	152	151	103	92	73	60	69	79	72	82	139	155	102					
NNW	86	91	63	46	43	47	39	63	54	78	86	82	65					
N	32	40	40	39	43	42	39	67	35	47	32	32	41					



Element		1	2	3	4	5	6	7	8	9	10	11	12			
Number of Days With Classified	Daily Max. Temp.	0.0	1											1	2	
		0.1 ~ 10.0	24	15	4								6	27	76	
		10.1 ~ 20.0	6	13	26	10	2				1	10	17	3	88	
		20.1 ~ 30.0			1	20	21	14	6	7	28	21	7		125	
		30.1					8	16	25	24	1				74	
	Daily Mean Temp.	-5.0	3												2	5
		-4.9 ~ 0.0	14	6											21	41
		0.1 ~ 10.0	14	22	29	2						2	25	8	102	
		10.1 ~ 20.0			2	28	21	5			14	25	5		100	
		20.1					10	25	31	31	16	4			117	
	Daily Min. Temp.	-15.0														
		-14.9 ~ -5.0	23	18	5									3	26	75
		-4.9 ~ 0.0	7	9	15	1							1	19	5	57
		0.1 ~ 10.0	1	1	11	26	11					3	16	8		77
		10.1				3	20	30	31	31	27	14				156
	Daily Precip.	0.1mm	3	4	9	8	5	7	14	11	6	4			1	72
		10.0mm		1	1	5	1	2	2	7	3	2			1	25
		30.0mm						1			2	2				5
80.0mm									1						1	
100.0mm																
Hourly Max. Precip.	1.0mm		3	7	7	5	6	11	12	5	4			1	61	
	6.0mm				3	1	1	5	6	3				1	20	
	10.0mm				1		1	1	4	2				1	10	
	20.0mm								3						3	
	30.0mm															
Daily Max. Wind Speed	0.5 ~ 3.3%	6								1	1		1		9	
	3.4 ~ 7.9%	14	12	16	8	17	11	18	25	26	23	14	13	197		
	8.0 ~ 13.8%	10	14	15	21	13	19	13	5	3	7	15	18	153		
	13.9%	1	2		1	1						1			6	
10 - Day Summary	Mean Temp. (0.1 )	1st	25	10	41	126	171	208	270	281	207	184	96	-2		
		2nd	-20	25	71	143	185	226	278	248	201	152	43	-32		
		3rd	-19	26	80	152	211	237	269	247	182	123	40	-2		
	Mean Max. Temp. (0.1 )	1st	102	80	117	196	251	282	311	347	277	242	201	77		
		2nd	56	104	161	215	263	310	337	297	263	206	123	41		
		3rd	56	97	138	235	296	305	330	314	265	203	123	74		
	Mean Min. Temp. (0.1 )	1st	-38	-58	-38	59	90	140	241	228	151	141	16	-72		
		2nd	-84	-65	-21	74	104	152	228	213	144	106	-27	-100		
		3rd	-91	-43	30	66	127	183	221	191	118	57	-34	-73		
	Mean Wind Speed (0.1%)	1st	13	23	22	19	16	22	22	14	11	11	13	19		
		2nd	20	22	14	21	18	18	16	11	15	14	18	21		
		3rd	16	16	15	19	17	16	12	15	11	16	15	18		
Total Precip. (0.1mm)	1st	5	20	35	460	295	45	250	1020	165	335					
	2nd		40	95	380	45	35	240	1125	580	270					
	3rd	20	220	360	105	20	565	225	420	470		155				

Element		1	2	3	4	5	6	7	8	9	10	11	12			
(0.1 )	Air Temp.	Mean	-25	-6	43	119	171	197	238	226	172	126	38	-33	106	
		Mean Max.	29	55	113	196	251	273	283	275	242	198	106	18	170	
		Mean Min.	-81	-70	-26	42	94	128	204	189	111	68	-27	-90	45	
		Highest	108	136	191	287	319	330	326	334	277	256	251	83	334	
		Date	8	16	30	30	29	23	14	5	8	9	2	23	08/05	
		Lowest	-154	-123	-78	-9	32	70	145	113	49	-46	-87	-159	-159	
		Date	25	11	8	2	2	12	27	31	30	31	25	14	12/14	
(0.1mm)	Precip.	00~24h Total	30	220	190	675	220	610	3140	2000	580	415	70	120	8270	
		Highest. 1	Daily	10	115	105	180	65	180	930	405	380	170	45	90	930
			Date	29	22	25	17	24	6	3	23	11	2	26	24	07/03
			Hourly	5	25	20	50	65	125	390	220	110	50	30	45	390
(0.1%)	Wind	Date	29	22	25	17	13	1	3	23	11	2	26	24	07/03	
(0.1%)		Mean Speed	18	19	17	18	15	12	7	7	10	9	16	21	14	
		Highest Gust Speed	156	139	150	157	150	149	123	81	116	125	171	174	174	
	* Dir.	WNW	NW	W	W	WNW	W	W	W	NW	NE	W	WNW	WNW		
(0.1%)	Wind	Date	12	1	7	27	5	1	14	22	20	22	15	11	12/11	
(0.1%)		Hourly Occurrence Maximum Speed	NNE	23	30	43	33	25	23	14	27	22	42	28	39	43
			NE	31	35	41	18	30	24	13	43	24	43	29	28	43
	ENE		35	23	19	41	17	38	17	37	28	49	23	40	49	
	E		25	16	11	39	16	22	19	16	19	22	12	27	39	
	ESE		25	21	47	43	32	56	19	39	37	47	15	15	56	
	SE		15	21	38	51	16	21	19	17	22	17	14	27	51	
	SSE		14	15	19	23	19	18	14	11	14	12	13	10	23	
	S		13	15	16	17	20	15	13	9	14	12	15	10	20	
	SSW		13	11	13	22	22	15	11	12	11	14	11	13	22	
	SW		18	18	18	47	27	23	17	16	20	19	16	23	47	
	WSW		47	53	47	47	67	49	24	25	26	23	48	47	67	
	W		81	63	77	67	75	70	38	38	48	42	66	71	81	
	WNW		74	63	79	73	66	59	47	47	50	70	67	89	89	
	NW		75	62	65	59	61	56	45	35	43	57	65	65	75	
	NNW		54	66	51	67	46	38	31	31	37	48	52	61	67	
N	61	53	59	43	35	31	16	38	34	31	44	47	61			
(0.1%)	Hourly Occurrence Percentage	CALM	217	167	218	172	207	278	411	422	299	366	203	185	263	
		NNE	31	37	35	25	27	28	28	24	21	35	47	27	30	
		NE	71	85	83	88	99	93	60	54	165	152	106	78	94	
		ENE	62	55	59	88	66	75	60	73	75	65	61	55	66	
		E	20	19	12	38	19	25	31	34	35	24	18	23	25	
		ESE	28	19	15	32	40	58	27	20	26	34	17	19	28	
		SE	13	22	17	29	12	25	24	13	17	20	21	8	19	
		SSE	13	15	16	35	13	24	18	9	17	15	17	5	16	
		S	9	18	13	28	24	19	30	19	21	19	10	4	18	
		SSW	13	9	24	19	26	19	24	24	14	22	18	12	19	
		SW	27	24	43	57	62	53	61	50	46	42	28	26	43	
		WSW	49	49	59	51	69	71	68	55	46	39	53	43	54	
		W	78	92	105	124	113	89	42	55	60	26	96	98	81	
		WNW	127	170	138	90	98	64	42	42	58	36	124	185	97	
		NW	125	101	85	51	60	43	34	46	35	47	90	138	71	
		NNW	58	70	42	40	32	18	22	35	25	34	49	54	40	
		N	57	48	35	33	32	18	19	26	42	27	44	39	35	

Element		1	2	3	4	5	6	7	8	9	10	11	12			
Number of Days With Classified	Daily Max. Temp.	0.0	9	3										8	20	
		0.1 ~ 10.0	21	22	11	1							15	23	93	
		10.1 ~ 20.0	1	3	20	15	4	2				2	17	12		76
		20.1 ~ 30.0				14	25	20	20	24	28	14	3			148
		30.1					2	8	11	7						28
	Daily Mean Temp.	- 5.0	12	2										10	24	
		- 4.9 ~ 0.0	11	14	2								7	17	51	
		0.1 ~ 10.0	8	12	29	6						6	19	4	84	
		10.1 ~ 20.0				24	25	15		4	30	25	4		127	
		20.1					6	15	31	27					79	
	Daily Min. Temp.	- 15.0	2											2	4	
		- 14.9 ~ - 5.0	18	21	7								12	23	81	
		- 4.9 ~ 0.0	11	7	19	3						2	11	6	59	
		0.1 ~ 10.0			5	26	17	8			9	21	7		93	
		10.1				1	14	22	31	31	21	8			128	
	Daily Precip.	0.1mm	4	4	6	6	4	9	17	17	4	7	3	4	85	
		10.0mm		1	1	4		2	9	8	2	2			29	
		30.0mm							3	2	1				6	
		80.0mm							1						1	
		100.0mm														
Hourly Max. Precip.	1.0mm		3	3	6	4	8	15	16	5	4	2	3	69		
	6.0mm					1	1	8	6	1				17		
	10.0mm						1	4	3	1				9		
	20.0mm							2	1					3		
	30.0mm							1						1		
Daily Max. Wind Speed	0.5 ~ 3.3%	4	1	1				3	3	2	4	3		21		
	3.4 ~ 7.9%	11	7	10	7	16	20	22	26	22	23	12	10	186		
	8.0 ~ 13.8%	13	19	18	17	11	9	6	2	6	4	14	16	135		
	13.9%	3	1	2	6	4	1					1	5	23		
10 - Day Summary	Mean Temp. (0.1 )	1st	17	- 16	21	102	159	173	237	249	183	158	86	- 26		
		2nd	- 42	- 5	51	123	166	197	244	218	173	125	18	- 63		
		3rd	- 46	5	55	134	187	221	234	213	160	97	11	- 11		
	Mean Max. Temp. (0.1 )	1st	72	40	85	175	240	240	278	301	252	220	174	28		
		2nd	10	59	140	192	240	282	297	254	243	184	75	- 7		
		3rd	8	70	114	222	271	298	274	270	232	192	70	32		
	Mean Min. Temp. (0.1 )	1st	- 33	- 68	- 42	29	77	104	207	209	123	112	12	- 81		
		2nd	- 95	- 85	- 37	55	96	117	201	193	115	76	- 44	- 127		
		3rd	- 112	- 55	- 3	42	108	164	203	167	96	20	- 49	- 64		
	Mean Wind Speed (0.1%)	1st	17	23	25	14	17	15	6	7	8	6	13	19		
		2nd	20	17	13	21	16	11	10	5	12	9	20	22		
		3rd	18	16	12	18	14	9	5	10	9	12	15	21		
Total Precip. (0.1mm)	1st				330	40	420	1975	455	20	335	15	25			
	2nd	10	105	5	345	115	35	545	630	400	80					
	3rd	20	115	185		65	155	620	915	160		55	95			



Element		1	2	3	4	5	6	7	8	9	10	11	12			
Number of Days With Classified	Daily Max. Temp.	0.0	3	1										2	6	
		0.1 ~ 10.0	24	18	6								12	29	89	
		10.1 ~ 20.0	4	9	25	11	2	1				1	14	17	84	
		20.1 ~ 30.0				18	23	15	14	20	29	17	1		137	
		30.1				1	6	12	17	11					47	
	Daily Mean Temp.	- 5.0	6												5	11
		- 4.9 ~ 0.0	13	12									5	19	49	
		0.1 ~ 10.0	12	16	30	2						5	21	7	93	
		10.1 ~ 20.0			1	27	22	11		2	24	26	4		117	
		20.1				1	9	17	31	29	6				93	
	Daily Min. Temp.	- 15.0														
		- 14.9 ~ - 5.0	19	18	2								5	26	70	
		- 4.9 ~ 0.0	11	9	18							2	18	5	63	
		0.1 ~ 10.0	1	1	11	28	9	1			3	15	7		76	
		10.1				2	22	27	31	31	27	14			154	
	Daily Precip.	0.1mm	3	4	5	7	6	6	15	17	5	6	2	4	80	
		10.0mm		2	1	3		2	11	7	2	2		1	31	
		30.0mm							5		2				7	
		80.0mm							2						2	
		100.0mm							1						1	
	Hourly Max. Precip.	1.0mm		4	2	6	3	6	13	16	6	6	2	3	67	
		6.0mm				2	1		11	8	4	1			27	
		10.0mm							10	3	1	1			15	
20.0mm								6						6		
30.0mm								2						2		
Daily Max. Wind Speed	0.5 ~ 3.3%	1		1				1	2	1	2	3	2	13		
	3.4 ~ 7.9%	19	13	21	10	18	20	24	25	26	27	12	10	225		
	8.0 ~ 13.8%	10	15	9	20	13	8	6	4	3	2	15	17	122		
	13.9%	1											2	3		
10 - Day Summary	Mean Temp.	1st	24	- 4	38	118	173	193	252	262	200	173	88	- 15		
		2nd	- 33	8	65	136	184	210	260	231	189	136	28	- 51		
		3rd	- 30	19	72	152	203	243	250	229	172	105	16	- 10		
	Mean Max. Temp.	1st	95	62	107	190	250	266	292	309	266	232	176	46		
		2nd	36	85	161	207	261	301	315	269	256	193	93	12		
		3rd	39	90	138	239	287	310	292	293	247	189	84	51		
	Mean Min. Temp.	1st	- 31	- 64	- 28	51	96	133	219	221	147	135	20	- 64		
		2nd	- 88	- 68	- 21	69	120	133	218	207	135	93	- 31	- 113		
		3rd	- 95	- 42	14	60	126	188	219	181	111	44	- 39	- 65		
	Mean Wind Speed	1st	13	18	20	14	16	15	10	11	9	10	12	14		
		2nd	16	17	12	17	16	12	14	8	12	10	16	17		
		3rd	15	15	13	16	14	12	10	13	10	11	13	17		
Total Precip.	1st				349	45	219	1908	530	15	355		30			
	2nd		196	1	449	44	38	1018	835	565	175					
	3rd	17	139	148	1	88	129	1765	440	415		35	110			

Element		1	2	3	4	5	6	7	8	9	10	11	12				
(0.1 )	Air Temp.	Mean	28	43	77	137	180	197	246	245	204	164	91	20	136		
		Mean Max.	83	105	132	189	237	245	294	278	246	201	149	79	187		
		Mean Min.	- 15	- 9	28	87	130	158	212	216	164	130	40	- 27	93		
		Highest	136	203	177	306	311	315	358	349	276	257	223	148	358		
		Date	2	16	30	30	29	15	21	24	8	10	8	3	07/21		
		Lowest	- 83	- 65	- 28	29	76	114	183	162	104	53	- 30	- 85	- 85		
		Date	15	11	8	2	2	4	4	31	29	31	25	12	12/12		
(0.1mm)	Precip.	00~24h Total	45	275	510	920	240	105	1005	1870	2070	1010	25	275	8350		
		Highest. 1	Daily	20	215	175	430	195	30	260	620	735	385	25	255	735	
			Date	29	22	2	17	9	20	29	15	11	12	4	24	09/11	
			Hourly	10	35	60	95	80	20	180	295	250	155	10	145	295	
(0.1%)	Wind	Date	29	22	2	17	9	20	9	15	11	12	4	24	08/15		
		Mean Speed	42	41	35	33	27	24	21	24	27	33	31	39	31		
		Highest Gust Speed	207	228	177	200	192	148	150	149	205	216	178	207	228		
		* Dir.	NW	NW	NNW	S	W	WNW	SW	NNW	NNW	N	WNW	W	NW		
(0.1%)	Wind Directions Only	Date	12	9	21	14	7	9	17	31	17	22	10	11	02/09		
		Hourly Occurrence Maximum Speed	NNE	36	33	45	61	39	41	40	50	56	94	23		94	
			NE	60	33	55	48	42	49	44	54	62	50		19	62	
			ENE	82	39	50	57	50	52	49	47	69	68		11	82	
			E	28	32	54	51	38	43	36	63	73	75	25		75	
			ESE	20	27	41	34	37	21	19	32	24	42	19		42	
			SE	23	35	42	41	45	49	31	32	28	69	25	12	69	
			SSE	25	49	48	43	48	40	42	32	42	44	30	39	49	
			S	30	55	68	97	82	70	73	64	44	60	55	12	97	
			SSW	44	21	36	61	48	41	67	39	41	38	40	37	67	
			SW	39	56	47	43	31	37	45	40	41	22	50	48	56	
			WSW	63	51	62	47	48	43	39	25	37	31	58	48	63	
			W	101	111	86	86	71	66	62	37	48	64	76	102	111	
			WNW	81	97	70	74	82	60	43	53	46	59	79	82	97	
			NW	56	56	64	66	39	48	32	64	63	61	61	46	66	
			NNW	61	76	75	85	67	49	47	71	107	91	66		107	
		N	53	61	56	48	42	20	44	55	59	94	22	2	94		
		(0.1%)	Hourly Occurrence Percentage	CALM		1	3	13	32	38	77	59	14	7	3	3	21
				NNE	12	9	28	36	9	15	13	34	32	51	3		20
				NE	32	12	39	28	9	47	12	36	47	70		1	28
				ENE	22	12	35	38	24	58	16	60	70	91		1	36
				E	4	4	40	33	39	70	46	90	47	47	6		36
				ESE	4	3	27	8	19	10	19	5	6	4	3		9
				SE	4	12	20	25	62	50	48	11	25	9	4	3	23
				SSE	4	22	36	44	59	108	73	17	18	8	15	5	34
				S	3	27	70	201	125	163	168	56	24	30	29	1	75
				SSW	12	6	15	49	38	24	59	30	22	8	22	13	25
SW	20			30	22	33	12	22	22	19	13	5	49	42	24		
WSW	70			49	54	50	54	21	46	12	39	16	126	99	53		
W	486	432	228	175	215	93	124	46	110	89	378	585	246				
WNW	279	326	278	185	225	181	175	190	328	223	313	235	244				
NW	30	34	44	38	36	51	51	161	71	149	33	11	60				
NNW	12	10	43	26	30	32	43	130	99	145	13		49				
N	5	10	17	18	11	17	9	43	36	47	4		18				

Element		1	2	3	4	5	6	7	8	9	10	11	12		
Number of Days With Classified	Daily Max. Temp.	0.0													
		0.1 ~ 10.0	20	16	3	1							4	24	68
		10.1 ~ 20.0	11	11	28	18	6	1			1	17	21	7	121
		20.1 ~ 30.0		1		10	23	27	17	24	29	14	5		150
	Daily Mean Temp.	30.1				1	2	2	14	7					26
		- 5.0												8	19
		- 4.9 ~ 0.0	9	2											
		0.1 ~ 10.0	22	24	29	2						1	18	23	119
	Daily Min. Temp.	10.1 ~ 20.0		2	2	27	24	15			8	27	12		117
		20.1				1	7	15	31	31	22	3			110
		- 15.0												5	12
		- 14.9 ~ - 5.0	5	2											
	Daily Precip.	- 4.9 ~ 0.0	15	17	3								8	21	64
		0.1 ~ 10.0	11	9	28	23	6					5	18	5	105
		10.1				7	25	30	31	31	30	26	4		184
		0.1mm	3	6	7	9	3	5	11	15	8	9	1	2	79
	Hourly Max. Precip.	10.0mm		1	3	2	1		5	3	4	3		1	23
		30.0mm				1				3	3	1			8
80.0mm															
100.0mm															
1.0mm		3	4	4	8	3	5	7	13	5	9	1	2	64	
Daily Max. Wind Speed	6.0mm			1	1	1		4	4	4	3		1	19	
	10.0mm							3	4	2	1		1	11	
	20.0mm								1	1				2	
	30.0mm														
Daily Max. Wind Speed	0.5 ~ 3.3%														
	3.4 ~ 7.9%	2	1	5	1	5	11	11	13	12	6	4	2	73	
	8.0 ~ 13.8%	14	12	19	18	18	17	18	16	14	21	13	12	192	
10 - Day Summary	Mean Temp.	13.9%	15	15	7	11	8	2	2	2	4	4	13	17	100
		1st	65	32	60	122	169	185	237	257	214	190	131	31	
		2nd	7	51	82	143	182	193	262	236	209	164	69	- 4	
	Mean Max. Temp.	(0.1 )	14	47	87	146	187	215	241	242	189	142	73	32	
		1st	110	97	126	169	224	237	284	291	257	223	191	91	
		2nd	68	121	136	195	240	241	321	258	243	196	124	55	
	Mean Min. Temp.	3rd	72	95	133	204	245	257	279	285	239	188	132	89	
		1st	25	- 12	9	81	116	142	203	231	175	159	85	- 22	
		2nd	- 35	- 15	27	96	135	150	222	216	175	136	15	- 50	
Mean Wind Speed	(0.1 )	- 34	3	47	83	137	181	212	202	143	100	20	- 10		
	1st	36	46	40	35	30	27	22	22	23	30	31	36		
	2nd	47	40	31	35	28	26	24	28	33	35	33	42		
Total Precip.	(0.1%)	42	36	34	31	22	21	18	23	26	36	29	39		
	1st	25	20	175	170	210	65	265	530	125	535	25			
	2nd		30	200	740	30	30	65	1285	1435	465				
(0.1mm)	3rd	20	225	135	10		10	675	55	510	10		275		

Element		1	2	3	4	5	6	7	8	9	10	11	12				
(0.1 )	Air Temp.	Mean	-28	-6	32	113	161	185	235	219	167	120	45	-27	101		
	Mean Max.	31	59	111	188	241	265	283	267	233	178	108	33	166			
	Mean Min.	-82	-69	-32	40	88	118	197	185	114	77	-17	-82	45			
	Highest	83	125	177	280	315	329	325	329	272	252	187	112	329			
	Date	2	16	30	30	29	19	19	6	9	10	2	24	08/06			
	Lowest	-151	-125	-72	-14	15	36	135	97	51	-27	-87	-156	-156			
	Date	25	11	8	2	2	11	27	31	30	31	25	14	12/14			
(0.1mm)	Precip.	00~24h Total	85	450	120	775	285	490	2435	2040	910	760	5	90	8445		
		Highest. 1 Daily	40	180	45	250	115	250	825	540	430	270	5	85	825		
	Hourly	10	85	20	50	115	185	400	325	100	90	5	45	400			
	Date	20	20	26	11	13	1	3	7	11	2	4	24	07/03			
(0.1%)	Wind	Mean Speed	22	22	20	25	22	22	20	21	19	20	21	22	21		
		Highest Gust Speed	132	132	128	133	161	124	104	101	131	165	134	206	206		
		Dir.	SSW	WSW	WNW	ENE	WSW	NNE	WSW	W	ENE	ENE	W	WSW	WSW		
Wind Directions Only	Hourly Occurrence Maximum Speed	Date	12	16	8	9	14	1	15	24	17	22	10	11	12/11		
		NNE	32	28	48	38	50	58	32	39	40	26			58		
		NE	47	69	66	83	64	63	56	53	71	89	36		89		
		ENE	65	49	86	78	65	58	50	65	81	106	44		106		
		E	32	54	47	56	45	47	49	50	46	40	16	8	56		
		ESE	15	21	27	28	23	31	18	18	44	28	17	8	44		
		SE	5	11		9	7	29	12	17	7	10	14		29		
		SSE	8	9	22	7	10	8	9	9	15	11	6	8	22		
		S	20	22	19	19	14	12		12	17	14	24	23	24		
		SSW	31	31	34	39	22	23	17	15	20	27	26	28	39		
		SW	51	49	40	45	37	28	29	39	30	25	46	63	63		
		WSW	48	47	52	50	58	35	39	39	34	32	51	64	64		
		W	48	50	53	53	59	39	39	35	37	38	47	47	59		
		WNW	29	40	36	33	36	36	32	30	19	18	29	45	45		
		NW	11	28	20	12		9	5	10	15	13		29	29		
		NNW	15		17	13	6	22	15	32	16	12		10	32		
		N	12	4	34	15	19	31	13	21	27	21	18	4	34		
		(0.1%)	Hourly Occurrence Percentage	CALM	42	51	82	36	38	43	47	113	167	132	24	20	66
				NNE	1	6	20	6	22	23	24	60	16	37			18
				NE	18	21	58	65	77	152	81	185	113	137	7		76
ENE	49			16	99	79	59	155	66	250	139	218	6		95		
E	7			3	31	29	17	29	12	34	17	43	4	1	19		
ESE	4			7	15	4	16	14	3	13	10	7	11	1	9		
SE	1			1		1	3	7	3	4	3	3	1		2		
SSE	4			1	11	3	3	3	3	1	4	5	4	1	4		
S	7			4	11	8	13	10		4	7	8	6	11	7		
SSW	58			67	77	68	42	24	19	5	23	42	81	73	48		
SW	172			168	140	138	106	63	60	23	74	31	181	225	115		
WSW	348			336	179	268	285	176	333	130	129	88	371	395	253		
W	268			289	226	255	271	243	309	141	255	182	284	257	248		
WNW	16			24	31	22	39	41	30	16	21	23	19	11	24		
NW	1			4	7	7		4	1	5	7	14		3	4		
NNW	1				8	4	3	6	5	5	7	9		1	4		
N	3		7	6	7	7	4	8	8	20	1		6				



Element		1	2	3	4	5	6	7	8	9	10	11	12			
Number of Days With Classified	Daily Max. Temp.	0.0	7	1										7	15	
		0.1 ~ 10.0	24	24	14	1							13	23	99	
		10.1 ~ 20.0		3	17	18	4	1			5	27	17	1	93	
		20.1 ~ 30.0				11	25	23	21	27	24	3			134	
		30.1					2	4	10	4					20	
	Daily Mean Temp.	- 5.0	9	2											7	18
		- 4.9 ~ 0.0	12	14	3								3	17	49	
		0.1 ~ 10.0	10	12	28	12						6	25	7	100	
		10.1 ~ 20.0				18	27	19	1	4	29	24	2		124	
		20.1					4	9	30	27					70	
	Daily Min. Temp.	- 15.0	1												1	2
		- 14.9 ~ - 5.0	19	19	10								6	26	80	
		- 4.9 ~ 0.0	10	8	17	5						3	13	4	60	
		0.1 ~ 10.0	1	1	4	24	20	6		1	10	17	11		95	
		10.1				1	11	22	31	30	19	10			124	
	Daily Precip.	0.1mm	6	4	5	7	5	5	15	17	8	9	1	2	84	
		10.0mm		3		3	1	3	7	6	3	3			29	
		30.0mm							2	2	1				5	
		80.0mm							1						1	
		100.0mm														
	Hourly Max. Precip.	1.0mm	2	4	3	6	5	4	14	14	5	6		1	64	
		6.0mm		2			2	2	8	3	2	1			20	
		10.0mm					1	1	3	2	1				8	
		20.0mm							1	1					2	
30.0mm								1	1					2		
Daily Max. Wind Speed	0.5 ~ 3.3%															
	3.4 ~ 7.9%	16	9	9	5	13	9	21	19	17	16	10	14	158		
	8.0 ~ 13.8%	15	19	22	25	16	19	10	12	12	13	20	15	198		
	13.9%					2					1		2	5		
10 - Day Summary	Mean Temp.	1st	11	- 18	17	93	152	162	234	235	175	149	87	- 19		
		2nd	- 50	0	33	119	159	180	244	209	172	121	24	- 56		
		3rd	- 43	2	46	126	172	210	228	213	153	94	23	- 9		
	Mean Max. Temp.	1st	64	48	85	166	228	234	281	287	247	196	161	39		
		2nd	12	65	134	188	236	269	300	243	223	172	84	11		
		3rd	17	67	114	209	257	287	270	271	227	169	79	47		
	Mean Min. Temp.	1st	- 31	- 77	- 43	25	73	96	199	203	121	118	23	- 74		
		2nd	- 103	- 73	- 45	53	91	109	201	189	129	88	- 37	- 113		
		3rd	- 109	- 54	- 9	41	99	144	191	165	94	34	- 37	- 61		
	Mean Wind Speed	1st	21	22	23	25	24	22	20	18	15	19	22	21		
		2nd	21	26	18	25	22	24	21	27	26	17	21	24		
		3rd	23	18	20	24	21	20	20	18	17	24	21	21		
Total Precip.	1st	50			295	90	375	1475	1145	10	440	5	5			
	2nd	10	315	20	480	140	110	340	735	585	315					
	3rd	25	135	100		55	5	620	160	315	5		85			

		Element	1	2	3	4	5	6	7	8	9	10	11	12			
(0.1 )	Air Temp.	Mean	-20	-4	50	133	181	215	248	237	183	133	45	-26	115		
		Mean Max.	36	58	118	202	257	285	296	288	253	202	111	25	178		
		Mean Min.	-71	-59	-12	63	108	148	215	200	127	83	-13	-73	60		
		Highest	125	145	191	289	321	347	339	349	287	267	211	102	349		
		Date	8	16	30	30	29	19	14	5	25	9	7	23	08/05		
		Lowest	-127	-106	-60	-2	57	90	161	132	57	-23	-74	-142	-142		
		Date	24	11	8	2	2	11	27	31	30	31	19	14	12/14		
(0.1mm)	Precip.	00~24h Total	50	395	225	600	155	675	5170	2270	920	355	90	180	11085		
		Highest. 1	20	170	95	190	90	215	1445	350	500	115	30	135	1445		
		Daily	29	22	31	17	9	6	16	15	11	2	24	24	07/16		
		Date	29	22	31	17	9	6	16	15	11	2	24	24	07/16		
(0.1%)	Wind	Hourly	15	40	35	50	45	180	570	215	135	50	20	60	570		
		Date	27	22	31	17	9	1	16	18	11	2	24	24	07/16		
		Mean Speed	22	24	21	23	20	18	12	13	14	13	19	22	18		
		Highest Gust Speed	116	115	115	143	130	112	102	98	116	106	127	139	143		
		Dir.	WSW	WSW	WSW	WSW	SW	E	WSW	SW	ESE	WSW	SW	SSW	WSW		
		Date	14	1	10	28	13	4	10	31	19	29	15	11	04/28		
Wind Directions Only	Hourly Occurrence Maximum Speed	NNE	13	24	14	28	31	25	18	25	24	15	12	19	31		
		NE	29	21	33	29	27	31	36	26	16	28	24	18	36		
		ENE	39	32	37	58	33	58	34	39	31	45	28	27	58		
		E	49	33	44	38	39	43	30	33	44	44	37	52	52		
		ESE	23	24	30	43	25	59	28	34	43	32	36	40	59		
		SE	24	28	26	32	18	23	16	17	13	19	21	25	32		
		SSE	25	37	22	24	23	18	16	16	18	21	20	31	37		
		S	37	39	44	38	30	22	26	24	29	18	31	32	44		
		SSW	47	49	42	48	43	34	22	25	17	41	42	50	50		
		SW	68	65	73	74	57	46	35	37	43	47	70	70	74		
		WSW	62	67	73	78	68	65	42	49	49	55	67	73	78		
		W	41	48	33	57	55	38	29	37	42	33	24	31	57		
		WNW	27	14	44	37	52	39	31	29	30	33	19	13	52		
		NW	14	32	21	36	31	21	34	24	13	29	22		36		
		NNW	17		23	18	27	15	24	24	31	23	10	10	31		
		N	6	17	15	35	32	27	21	27	28	26	10	4	35		
		(0.1%)	Hourly Occurrence Percentage	CALM	59	43	86	47	66	72	181	161	167	206	88	79	105
				NNE	4	1	3	7	7	10	6	3	6	5	3	3	5
				NE	24	7	13	15	20	22	12	20	10	11	15	13	15
				ENE	227	211	270	267	288	244	199	177	275	246	253	188	237
E	94			86	71	99	82	83	113	93	107	113	83	65	91		
ESE	27			18	27	25	16	19	36	34	28	43	31	36	28		
SE	12			9	13	19	8	13	8	12	7	12	10	13	11		
SSE	8			21	15	11	16	11		5	8	13	13	11	11		
S	26			36	24	14	13	17	7	9	10	5	26	24	18		
SSW	86			95	79	44	60	29	12	19	18	17	75	89	52		
SW	250			259	149	101	122	113	47	73	68	65	207	278	144		
WSW	110			153	159	183	172	179	159	151	156	145	140	136	153		
W	48			52	67	90	74	106	112	156	90	74	38	52	80		
WNW	13			4	9	39	27	50	59	63	29	20	11	11	28		
NW	4			1	8	15	12	15	34	7	8	8	4		10		
NNW	5				1	11	5	4	11	7	7	11	1	1	5		
N	1			1	4	11	11	13	4	11	7	5	1		6		

Element		1	2	3	4	5	6	7	8	9	10	11	12			
Number of Days With Classified	Daily Max. Temp.	0.0	8	3										7	18	
		0.1 ~ 10.0	22	21	9								13	23	88	
		10.1 ~ 20.0	1	4	22	16	1	2				1	16	16	1	80
		20.1 ~ 30.0				14	28	18	17	19	29	15	1			141
		30.1					2	10	13	12						37
	Daily Mean Temp.	- 5.0	9	2											7	18
		- 4.9 ~ 0.0	11	13	2								6	15	47	
		0.1 ~ 10.0	11	13	28	2						4	19	9	86	
		10.1 ~ 20.0			1	27	22	11		2	25	27	5		120	
		20.1				1	9	19	30	29	5				93	
	Daily Min. Temp.	- 15.0														
		- 14.9 ~ - 5.0	20	21	1								5	22	69	
		- 4.9 ~ 0.0	10	7	19	1						1	15	9	62	
		0.1 ~ 10.0	1		11	28	12	2			5	18	10		87	
		10.1				1	19	28	30	31	25	12			146	
	Daily Precip.	0.1mm	4	5	5	6	4	5	17	17	5	5	4	6	83	
		10.0mm		2		3		4	13	9	2	1		1	35	
		30.0mm							5	2	2				9	
		80.0mm							2						2	
		100.0mm							1						1	
	Hourly Max. Precip.	1.0mm	1	5	4	6	3	5	17	17	6	5	4	3	76	
		6.0mm						4	12	8	2			1	27	
		10.0mm						1	10	5	1				17	
		20.0mm							5	1					6	
30.0mm								4						4		
Daily Max. Wind Speed	0.5 ~ 3.3%							2	1		1	1	1	6		
	3.4 ~ 7.9%	19	12	19	12	20	17	26	28	28	25	17	12	235		
	8.0 ~ 13.8%	12	16	12	17	11	13	2	2	2	5	12	17	121		
	13.9%				1								1	2		
10 - Day Summary	Mean Temp.	1st	23	- 14	24	116	167	190	247	259	194	170	94	- 17		
		2nd	- 39	- 1	59	133	177	217	253	230	186	132	24	- 55		
		3rd	- 43	6	66	148	197	237	245	224	169	100	15	- 8		
	Mean Max. Temp.	1st	77	39	88	183	244	251	295	310	262	229	173	33		
		2nd	15	66	145	196	245	298	308	271	250	193	83	4		
		3rd	18	72	120	225	280	307	286	283	247	186	76	36		
	Mean Min. Temp.	1st	- 26	- 60	- 33	55	92	129	217	219	140	130	28	- 60		
		2nd	- 86	- 68	- 20	73	115	135	215	203	130	84	- 30	- 111		
		3rd	- 98	- 47	14	62	118	182	213	180	110	40	- 36	- 52		
	Mean Wind Speed	1st	19	27	26	20	19	20	12	13	12	11	18	20		
		2nd	24	25	18	24	22	20	14	13	17	14	22	24		
		3rd	24	21	18	25	19	15	10	14	13	15	18	22		
Total Precip.	1st			10	275	100	450	1960	540	45	260	30	35			
	2nd	10	225		325	25		1970	1145	545	95		5			
	3rd	40	170	215		30	225	1240	585	330		60	140			

Element		1	2	3	4	5	6	7	8	9	10	11	12					
(0.1 )	Air Temp.	Mean	- 31	- 10	43	121	175	207	250	238	183	133	35	- 38	109			
		Mean Max.	49	72	127	208	264	296	306	298	263	206	123	39	188			
		Mean Min.	- 100	- 88	- 33	38	89	130	208	193	118	77	- 38	- 107	41			
		Highest	112	141	194	302	336	354	352	359	300	276	202	99	359			
		Date	8	16	30	30	29	19	14	6	25	9	8	23	08/06			
		Lowest	- 182	- 141	- 79	- 32	31	65	144	108	40	- 44	- 104	- 172	- 182			
		Date	24	2	3	3	2	11	27	31	30	31	19	13	01/24			
(0.1mm)	Precip.	00~24h Total	55	310	315	855	230	300	4330	1110	785	610	5	110	9015			
		Highest. 1	Daily	20	120	190	320	85	130	770	315	390	225	5	90	770		
			Date	22	22	25	17	13	6	3	10	27	12	26	24	07/03		
			Hourly	10	35	85	75	85	40	520	135	140	90	5	50	520		
(0.1mm)	Date	30	20	25	17	13	13	31	10	11	2	26	24	07/31				
(0.1%)	Wind	Mean Speed	11	12	12	14	13	13	9	9	9	9	10	12	11			
		Highest Gust Speed	119	140	133	150	132	141	118	109	82	111	113	143	150			
		Dir.	NNW	NNW	NW	S	NNW	NNW	S	NNE	S	ENE	NNW	N	S			
(0.1%)	Wind Directions Only	Date	14	20	9	18	14	1	3	7	19	22	10	11	04/18			
		Hourly Occurrence Maximum Speed	NNE	25	19	43	19	30	34	32	20	21	30	28	35	43		
			NE	10	16	43	43	25	22	14	21	15	14	16	19	43		
			ENE	14	9	9	19	22	24	15	12	25	26	27	8	27		
			E	10	10	16	15	12	22	12	10	18	9	5	15	22		
			ESE	24	14	16	17	18	26	21	25	13	20	23	20	26		
			SE	12	25	28	36	41	31	18	28	21	20	17	19	41		
			SSE	27	37	34	42	52	45	32	52	36	39	27	31	52		
			S	33	40	44	64	51	52	39	38	44	31	43	29	64		
			SSW	22	27	30	32	35	30	24	24	30	28	23	19	35		
			SW	23	21	24	25	28	23	16	19	23	21	27	9	28		
			WSW	16	10	34	32	21	24	18	22	20	20	17	16	34		
			W	20	18	31	29	20	20	18	21	20	16	10	17	31		
			WNW	20	27	28	34	20	23	19	14	23	27	22	21	34		
			NW	33	34	38	37	30	38	26	22	24	20	31	38	38		
			NNW	61	59	52	52	53	35	61	29	40	43	49	59	61		
			N	31	58	38	33	39	34	26	26	36	46	41	45	58		
			(0.1%)	Hourly Occurrence Percentage	CALM	356	332	290	304	320	281	370	335	369	378	340	308	332
					NNE	30	28	43	28	34	31	31	39	28	40	38	48	35
					NE	5	4	13	13	13	15	13	15	7	11	13	7	11
ENE	5				9	4	10	5	17	3	8	15	8	6	1	8		
E	3	6			4	11	13	21	8	11	10	4	1	4	8			
ESE	7	3			12	11	22	24	20	11	6	4	6	7	11			
SE	18	15			28	38	36	56	36	39	29	15	18	13	28			
SSE	49	61			106	101	109	138	122	102	66	75	39	42	84			
S	70	101			121	126	155	165	151	134	106	78	67	62	111			
SSW	18	21			35	43	54	43	77	66	42	38	28	19	40			
SW	12	7			8	14	9	10	20	27	11	7	18	3	12			
WSW	5	1			7	6	8	11	9	12	8	15	7	3	8			
W	4	4			8	10	8	8	11	4	8	5	6	4	7			
WNW	15	7			11	13	8	4	11	11	17	17	10	9	11			
NW	38	34			35	22	15	36	23	32	35	39	24	30	30			
NNW	217	219			164	129	118	82	38	63	122	120	196	243	142			
N	150	146			110	122	73	60	58	91	122	145	186	198	121			

Element		1	2	3	4	5	6	7	8	9	10	11	12			
Number of Days With Classified	Daily Max. Temp.	0.0	3	1										3	7	
		0.1 ~ 10.0	27	20	6									12	28	93
		10.1 ~ 20.0	1	7	25	12	2					1	11	16		75
		20.1 ~ 30.0				17	23	16	13	15	29	20	2			135
		30.1				1	6	14	18	16						55
	Daily Mean Temp.	- 5.0	11	4											8	23
		- 4.9 ~ 0.0	14	13	2									5	21	55
		0.1 ~ 10.0	6	11	29	3						4	23	2	78	
		10.1 ~ 20.0				27	27	13		3	25	27	2		124	
		20.1					4	17	31	28	5				85	
	Daily Min. Temp.	- 15.0	6												5	11
		- 14.9 ~ - 5.0	20	26	9									13	25	93
		- 4.9 ~ 0.0	4	2	17	4						2	13	1	43	
		0.1 ~ 10.0	1		5	26	20	6			6	19	4		87	
		10.1					11	24	31	31	24	10			131	
	Daily Precip.	0.1mm	4	4	5	7	5	6	17	15	5	7	1	3	79	
		10.0mm		2	1	3		2	11	4	2	3			28	
		30.0mm				1			5	1	2				9	
		80.0mm														
		100.0mm														
	Hourly Max. Precip.	1.0mm	3	5	5	6	4	5	16	14	4	6		3	71	
6.0mm				1	1	1		11	4	2	1			21		
10.0mm								7	1	1				9		
20.0mm								4						4		
30.0mm								3						3		
Daily Max. Wind Speed	0.5 ~ 3.3%	1						1	1	1	1			5		
	3.4 ~ 7.9%	19	15	21	9	19	16	25	27	28	27	20	19	245		
	8.0 ~ 13.8%	11	12	10	19	12	13	5	3	1	3	10	10	109		
	13.9%		1		2		1						2	6		
10 - Day Summary	Mean Temp.	1st	8	- 23	22	104	164	182	250	259	196	169	79	- 26		
		2nd	- 49	- 10	50	125	167	204	255	231	185	133	20	- 62		
		3rd	- 50	5	57	136	193	235	246	226	169	100	6	- 26		
	Mean Max. Temp.	1st	85	59	101	187	249	265	304	317	273	234	178	52		
		2nd	30	78	151	207	256	303	320	280	260	196	97	14		
		3rd	34	81	129	230	284	320	296	297	256	190	92	51		
	Mean Min. Temp.	1st	- 53	- 93	- 56	29	73	109	215	212	130	124	1	- 94		
		2nd	- 115	- 98	- 43	51	90	117	208	198	125	87	- 55	- 137		
		3rd	- 129	- 68	- 3	35	103	165	203	171	99	25	- 61	- 91		
	Mean Wind Speed	1st	10	12	14	13	14	15	10	9	8	9	9	11		
		2nd	12	13	11	14	13	12	9	9	11	8	13	14		
		3rd	10	11	11	14	12	13	8	9	9	11	10	11		
Total Precip.	1st				280	65	170	1510	440	5	325		10			
	2nd	5	190		545	115	105	1015	520	390	285					
	3rd	50	120	315	30	50	25	1805	150	390		5	100			

		Element	1	2	3	4	5	6	7	8	9	10	11	12				
(0.1 )	Air Temp.	Mean	- 15	6	60	138	188	223	262	252	194	145	48	- 22	123			
		Mean Max.	57	78	140	217	271	302	315	306	271	219	130	49	196			
		Mean Min.	- 73	- 60	- 11	60	110	150	224	210	138	97	- 16	- 81	62			
		Highest	138	146	213	306	334	364	353	375	310	284	214	107	375			
		Date	8	16	30	30	29	18	14	5	25	10	7	23	08/05			
		Lowest	- 145	- 103	- 59	6	52	84	166	129	66	- 26	- 72	- 150	- 150			
		Date	25	11	8	3	2	11	27	31	30	31	25	14	12/14			
(0.1mm)	Precip.	00~24h Total	15	245	180	745	215	360	5055	1765	850	700			10130			
		Highest. 1	Daily	15	130	100	255	65	155	1415	450	455	230			1415		
			Date	29	22	25	17	24	6	3	24	27	12			07/03		
			Hourly	5	35	20	65	45	70	635	360	100	90			635		
		Date	30	20	27	11	24	1	3	24	11	2		07/03				
(0.1%)	Wind	Mean Speed	21	24	20	22	20	19	12	13	12	12	18	21	18			
		Highest Gust Speed	140	156	164	176	174	125	143	153	115	128	161	172	176			
		Dir.	W	WSW	WSW	WSW	WSW	WSW	SW	WSW	NE	NE	W	SW	WSW			
		Date	14	20	9	18	13	9	8	23	19	22	10	11	04/18			
(0.1%)	Wind Directions Only	Hourly Occurrence Maximum Speed	NNE	20	28	28	29	33	45	24	32	29	38	21	40	45		
			NE	36	34	55	61	65	66	42	38	48	67	29	21	67		
			ENE	18	30	64	44	45	51	41	41	44	61	16	17	64		
			E	15	8	22	31	19	15	14	20	24	26	8	16	31		
			ESE	10	9	14	25	14	20	15	12	13	20	15	12	25		
			SE	14	10	10	12	15	15	8	7	10	26	11	14	26		
			SSE	15	14	17	11	14	20	20	12	13	12	18	17	20		
			S	20	24	20	16	14	5	15	11	11	15	18	18	24		
			SSW	34	32	43	37	39	29	38	39	17	22	32	24	43		
			SW	73	57	77	92	80	73	52	62	49	43	76	63	92		
			WSW	82	84	97	98	93	70	60	62	63	67	78	88	98		
			W	33	43	41	53	39	41	32	25	35	20	22	34	53		
			WNW		17	20	20	15	13	11	11	10		16	13	20		
			NW	6		14	6	16	20		12	17	15	9	6	20		
			NNW	16	9	12	14	8	19	13	12	17	7	11		19		
			N	16	13	12	25	30	34	28	16	25	17	14	18	34		
			(0.1%)	Hourly Occurrence Percentage	CALM	125	122	120	98	196	194	333	243	300	262	129	125	188
					NNE	32	36	44	39	31	44	66	91	58	46	43	55	49
					NE	212	205	219	245	138	175	126	223	188	233	243	208	201
					ENE	61	49	113	100	99	114	73	121	146	140	93	55	97
E	18	18			23	31	18	17	5	17	10	15	11	19	17			
ESE	13	10			12	10	11	3	4	3	7	9	15	20	10			
SE	16	12			9	13	17	7	3	1	6	9	13	16	10			
SSE	12	19			7	4	13	7	8	8	6	12	13	23	11			
S	23	19			12	11	10	3	9	11	7	7	22	26	13			
SSW	35	40			46	32	25	19	34	24	24	22	39	43	32			
SW	137	121			112	137	120	100	109	71	58	77	129	113	107			
WSW	301	329			237	233	277	246	173	124	124	128	225	280	222			
W	8	10			27	29	31	44	32	31	31	13	8	9	23			
WNW		4			8	3	4	6	4	1	3		8	1	4			
NW	1				5	1	1	4		4	8	1	3	1	3			
NNW	1	1	3	3	1	6	4	7	10	4	1		3					
N	4	3	4	11	8	11	16	19	17	22	4	5	10					

Element		1	2	3	4	5	6	7	8	9	10	11	12			
Number of Days With Classified	Daily Max. Temp.	0.0	3											1	4	
		0.1 ~ 10.0	25	20	6								10	28	89	
		10.1 ~ 20.0	3	8	23	10	1					9	17	2	73	
		20.1 ~ 30.0			2	19	22	15	10	13	28	22	3		134	
		30.1				1	6	15	21	18	2				63	
	Daily Mean Temp.	- 5.0	6												4	10
		- 4.9 ~ 0.0	14	13	1								3	19	50	
		0.1 ~ 10.0	11	15	29	2						3	22	8	90	
		10.1 ~ 20.0			1	27	21	10		2	17	26	5		109	
		20.1				1	8	20	31	29	13	2			104	
	Daily Min. Temp.	- 15.0													1	1
		- 14.9 ~ - 5.0	19	18	3								4	23	67	
		- 4.9 ~ 0.0	11	10	16							1	18	7	63	
		0.1 ~ 10.0	1		12	29	9	3			3	14	8		79	
		10.1				1	20	27	31	31	27	16			153	
	Daily Precip.	0.1mm	1	5	5	6	6	5	19	17	3	5			72	
		10.0mm		1	1	3		1	11	7	2	4			30	
		30.0mm							6	1	2				9	
		80.0mm							1						1	
		100.0mm							1						1	
Hourly Max. Precip.	1.0mm		3	4	5	6	4	17	15	2	5			61		
	6.0mm				2		1	13	4	2	3			25		
	10.0mm							9	1	1				11		
	20.0mm							4	1					5		
	30.0mm							1	1					2		
Daily Max. Wind Speed	0.5 ~ 3.3%	1								1	1			3		
	3.4 ~ 7.9%	16	10	12	6	10	16	23	26	22	23	15	14	193		
	8.0 ~ 13.8%	13	17	18	21	14	14	7	4	7	7	14	15	151		
	13.9%	1	1	1	3	5		1	1			1	2	16		
10 - Day Summary	Mean Temp.	1st	22	- 6	34	122	178	197	260	276	207	182	94	- 13		
		2nd	- 34	9	68	137	185	224	266	246	196	144	31	- 45		
		3rd	- 30	17	76	153	202	249	260	236	180	112	20	- 8		
	Mean Max. Temp.	1st	95	64	111	197	256	271	311	331	280	245	190	60		
		2nd	37	83	166	213	266	313	324	289	269	210	102	25		
		3rd	39	91	143	241	291	324	310	299	264	204	97	59		
	Mean Min. Temp.	1st	- 30	- 66	- 34	51	94	129	225	230	153	143	23	- 68		
		2nd	- 92	- 66	- 18	68	119	138	224	216	140	101	- 33	- 112		
		3rd	- 97	- 46	17	60	118	183	223	186	121	51	- 38	- 65		
	Mean Wind Speed	1st	17	27	27	19	22	22	12	13	10	12	15	19		
		2nd	23	24	15	23	19	19	13	14	15	11	21	23		
		3rd	24	20	18	24	19	15	12	13	10	14	17	21		
Total Precip.	1st				240	60	245	2610	470	5	425					
	2nd		115		500	75		930	665	390	275					
	3rd	15	130	180	5	80	115	1515	630	455						

Element		1	2	3	4	5	6	7	8	9	10	11	12				
(0.1 )	Air Temp.	Mean	- 17	4	55	134	183	218	254	243	182	131	45	- 23	117		
		Mean Max.	45	70	128	207	258	287	302	294	253	200	121	37	184		
		Mean Min.	- 73	- 57	- 15	55	101	150	220	203	122	79	- 22	- 76	57		
		Highest	121	163	194	295	325	338	344	349	282	273	211	109	349		
		Date	8	16	30	30	29	23	21	6	8	9	7	23	08/06		
		Lowest	- 135	- 99	- 62	- 10	50	87	162	124	45	- 34	- 71	- 148	- 148		
		Date	26	13	11	2	2	4	27	31	30	31	25	14	12/14		
(0.1mm)	Precip.	00~24h Total	60	375	250	465	180	265	2675	2080	1015	605	50	175	8195		
		Highest. 1	Daily	25	190	125	175	120	105	350	630	565	205	35	150	630	
			Date	29	22	25	17	9	6	3	14	11	1	24	24	08/14	
			Hourly	10	65	30	50	40	65	215	135	180	75	10	65	215	
(0.1%)	Wind	Date	30	20	31	17	9	26	29	24	11	1	26	24	07/29		
		Mean Speed	16	18	14	16	13	12	7	7	6	6	13	18	12		
		Highest Gust Speed	156	161	156	146	145	116	126	139	92	141	140	150	161		
		Dir.	NW	NNW	NW	WSW	SSW	NW	SW	WSW	ESE	WNW	NW	NW	NNW		
(0.1%)	Wind Directions Only	Date	14	20	6	28	13	3	17	23	15	29	10	24	02/20		
		Hourly Occurrence Maximum Speed	17	18	21	13	14	25	18	17	20	36	15	20	36		
		NNE	23	16	33	36	19	26	31	22	33	38	27	19	38		
		NE	17	26	22	26	31	29	19	31	33	45	23	17	45		
		ENE	18	14	21	40	24	31	26	22	44	26	15	13	44		
		E	10	15	12	45	29	46	25	36	44	38	15	12	46		
		ESE	9	19	20	38	37	30	24	32	15	32	17	14	38		
		SE	18	18	16	32	41	50	34	39	22	16	13	15	50		
		SSE	20	22	13	45	30	45	30	26	15	11	13	13	45		
		S	11	14	18	46	24	13	7	21	19	15	10	18	46		
		SSW	39	12	20	46	45	40	40	36	26	11	34	22	46		
		SW	50	34	50	53	48	43	31	42	35	26	52	32	53		
		WSW	56	43	56	62	49	43	50	29	30	27	40	39	62		
		W	67	68	52	58	53	37	28	36	30	65	59	60	68		
		WNW	72	79	74	59	46	43	27	28	29	58	66	79	79		
		NW	67	69	53	53	47	48	31	22	27	36	60	68	69		
		NNW	33	27	18	28	28	27	31	25	24	25	35	33	35		
		(0.1%)	Hourly Occurrence Percentage	NNE	383	298	341	287	327	288	507	540	606	618	475	395	423
				NNE	11	19	26	19	16	44	24	42	28	28	10	12	23
				NE	18	24	40	50	52	54	58	49	35	35	19	14	37
ENE	24			16	46	29	20	40	27	33	29	30	21	15	28		
E	8			7	11	29	16	25	26	29	28	23	8	8	18		
ESE	11			10	9	32	30	49	18	29	22	22	6	5	20		
SE	9			12	9	31	39	31	34	14	10	15	6	1	18		
SSE	9			13	12	40	38	63	40	19	6	8	7	7	22		
S	11			12	11	17	20	43	40	18	7	9	6	5	17		
SSW	4			3	4	4	16	10	4	5	8	5	1	4	6		
SW	11			7	12	22	16	19	13	12	14	8	8	5	12		
WSW	19			27	44	63	66	36	36	40	33	17	21	15	35		
W	62			57	106	121	109	89	36	30	39	28	51	37	64		
WNW	173			201	147	131	116	69	38	38	57	54	136	138	107		
NW	162			200	122	81	63	58	43	36	43	35	143	239	101		
NNW	58			75	36	31	32	50	31	33	28	34	67	79	46		
N	28	18	23	14	24	32	24	33	8	31	15	19	23				



Element		1	2	3	4	5	6	7	8	9	10	11	12			
Number of Days With Classified	Daily Max. Temp.	0.0	2	1										5	8	
		0.1 ~ 10.0	27	20	8								11	23	89	
		10.1 ~ 20.0	2	7	23	13	2					1	16	16	1	81
		20.1 ~ 30.0				17	27	17	15	15	29	15	3			138
		30.1					2	13	16	15						46
	Daily Mean Temp.	- 5.0	7												4	11
		- 4.9 ~ 0.0	14	13	1								4	19	51	
		0.1 ~ 10.0	10	15	30	2						6	22	6	91	
		10.1 ~ 20.0				27	22	10		2	26	25	4		116	
		20.1				1	9	20	31	28	4				93	
	Daily Min. Temp.	- 15.0												7	23	73
		- 14.9 ~ - 5.0	21	19	3									14	6	62
		- 4.9 ~ 0.0	9	8	21	2						2				89
		0.1 ~ 10.0	1	1	7	27	16	4			5	19	9			138
		10.1				1	15	26	31	30	25	10				93
	Daily Precip.	0.1mm	4	8	7	8	5	6	20	17	5	5	3	5	93	
		10.0mm		2	1	2	1	1	11	5	2	3		1	29	
		30.0mm							3	2	2				7	
		80.0mm														
		100.0mm														
	Hourly Max. Precip.	1.0mm	3	4	4	6	2	4	17	15	4	5	2	1	67	
6.0mm			1				1	12	7	2	1		1	25		
10.0mm								7	3	1				11		
20.0mm								2						2		
30.0mm																
Daily Max. Wind Speed	0.5 ~ 3.3%	5	1				1	4	2	4	6	3	3	29		
	3.4 ~ 7.9%	10	10	18	11	17	20	22	24	22	22	10	7	193		
	8.0 ~ 13.8%	11	15	12	18	12	9	5	3	4	2	16	16	123		
	13.9%	5	2	1	1	2			1		1	1	3	17		
10 - Day Summary	Mean Temp.	1st	18	- 6	33	117	167	197	253	261	192	170	88	- 13		
		2nd	- 35	7	60	138	180	216	258	237	188	129	33	- 44		
		3rd	- 32	14	71	148	200	241	252	233	168	99	14	- 11		
	Mean Max. Temp.	1st	81	50	102	186	241	261	297	308	258	225	180	48		
		2nd	27	81	151	206	254	295	311	281	254	192	97	17		
		3rd	29	83	131	231	278	305	298	294	246	184	86	48		
	Mean Min. Temp.	1st	- 36	- 55	- 28	37	85	131	224	221	137	127	10	- 63		
		2nd	- 85	- 68	- 31	73	100	134	218	210	125	82	- 31	- 106		
		3rd	- 95	- 47	10	55	118	185	217	182	105	34	- 46	- 58		
	Mean Wind Speed	1st	11	21	21	13	13	16	7	6	4	4	9	15		
		2nd	20	19	11	18	15	11	8	5	9	6	18	20		
		3rd	17	15	11	16	12	10	5	9	5	8	11	18		
	Total Precip.	1st		15		115	125	115	1170	360	35	420	5	15		
		2nd	15	170	10	335	10	25	455	1265	585	185		5		
		3rd	45	190	240	15	45	125	1050	455	395		45	155		



Element		1	2	3	4	5	6	7	8	9	10	11	12		
Number of Days With Classified	Daily Max. Temp.	0.0	2	1										2	5
		0.1 ~ 10.0	25	20	4								9	26	84
		10.1 ~ 20.0	4	7	27	9	1				1	12	16	3	80
		20.1 ~ 30.0				20	23	14	6	12	29	19	5		128
		30.1				1	7	16	25	19					68
	Daily Mean Temp.	- 5.0	7											3	10
		- 4.9 ~ 0.0	13	14	1								1	18	47
		0.1 ~ 10.0	11	14	29	3						4	24	10	95
		10.1 ~ 20.0			1	27	24	6		1	22	25	5		111
		20.1					7	24	31	30	8	2			102
	Daily Min. Temp.	- 15.0												1	1
		- 14.9 ~ - 5.0	25	21	6								4	21	77
		- 4.9 ~ 0.0	5	6	18	3						2	17	9	60
		0.1 ~ 10.0	1	1	7	26	19	3			4	16	9		86
		10.1				1	12	27	31	31	26	13			141
	Daily Precip.	0.1mm		1	7	10	3	6	17	16	4	7	1	1	73
		10.0mm		1	1	2		1	7	5	2	2		1	22
		30.0mm						1	1	2	2				6
		80.0mm								1					1
		100.0mm													
Hourly Max. Precip.	1.0mm		1	6	10	3	5	12	15	4	5	1	1	63	
	6.0mm						1	4	6	2			1	14	
	10.0mm						1	2	3	1				7	
	20.0mm						1	1	2					4	
	30.0mm						1							1	
Daily Max. Wind Speed	0.5 ~ 3.3%	2		1				3	6	1	1			14	
	3.4 ~ 7.9%	16	15	21	16	25	25	27	23	27	26	13	10	244	
	8.0 ~ 13.8%	13	13	9	14	6	5	1	2	2	3	17	21	106	
	13.9%										1			1	
10 - Day Summary	Mean Temp. (0.1 )	1st	16	- 6	34	118	170	204	259	270	199	181	92	0	
		2nd	- 36	6	62	136	178	221	264	241	192	140	38	- 39	
		3rd	- 33	14	73	148	201	245	259	237	178	108	25	- 1	
	Mean Max. Temp. (0.1 )	1st	89	58	110	196	257	282	314	327	270	241	195	66	
		2nd	34	85	158	223	269	311	327	287	264	203	108	29	
		3rd	41	90	146	244	298	318	315	308	261	196	100	61	
	Mean Min. Temp. (0.1 )	1st	- 44	- 64	- 41	37	85	129	227	227	141	141	9	- 60	
		2nd	- 96	- 77	- 35	60	85	133	216	212	131	97	- 27	- 103	
		3rd	- 103	- 53	12	50	108	183	215	182	113	40	- 36	- 58	
	Mean Wind Speed (0.1%)	1st	11	21	19	12	11	15	7	8	6	5	11	16	
		2nd	19	18	12	15	13	12	7	6	10	8	18	20	
		3rd	18	14	11	14	11	9	6	9	6	10	13	17	
Total Precip. (0.1mm)	1st				150	105	85	435	530	50	275				
	2nd			20	340		65	385	1245	570	215				
	3rd		165	315	50	25	640	645	455	400		20	130		

2017

	Element	1	2	3	4	5	6	7	8	9	10	11	12					
(0.1 )	Air Temp.	Mean	-22	2	57	135	189	226	263	247	191	139	44	-25	121			
		Mean Max.	53	78	138	215	273	308	318	301	267	212	129	47	195			
		Mean Min.	-88	-67	-15	56	105	153	222	202	130	90	-26	-88	56			
		Highest	125	172	211	311	345	360	354	361	306	281	214	109	361			
		Date	8	16	30	30	29	18	22	6	25	9	10	23	08/06			
		Lowest	-156	-124	-65	-10	47	87	151	124	52	-34	-80	-157	-157			
		Date	25	2	8	3	2	4	27	31	30	31	25	14	12/14			
(0.1mm)	Precip.	00~24h Total	35	280	155	745	115	225	2020	1480	815	520			6390			
		Highest. 1 Daily	25	135	105	260	90	100	385	635	390	250			635			
		Date	20	22	25	17	9	6	28	14	11	12			08/14			
	Hourly	25	35	25	85	50	50	210	140	110	60			210				
	Date	20	20	25	17	9	25	28	14	11	12			07/28				
(0.1%)	Wind	Mean Speed	15	18	17	19	18	17	13	12	11	11	14	17	15			
		Highest Gust Speed	155	123	139	135	127	111	171	85	102	160	128	154	171			
		* Dir.	N	W	WSW	WSW	WSW	WSW	WSW	S	WSW	ENE	W	W	WSW			
		Date	14	10	9	28	25	9	17	21	28	22	10	11	07/17			
(0.1%)	Wind Directions Only	Hourly Occurrence Maximum Speed	NNE	21	25	29	42	44	42	25	44	39	58	15	13	58		
			NE	16	17	60	61	28	27	38	30	52	79	20	18	79		
			ENE	44	17	33	40	27	21	20	38	55	44	16	20	55		
			E	20	14	24	55	26	60	23	25	35	37	11	16	60		
			ESE	31	29	29	40	46	54	30	36	25	30	15	14	54		
			SE	16	15	29	42	45	50	34	28	36	31	19	17	50		
			SSE	13	26	35	40	32	40	30	15	29	25	14	12	40		
			S	21	27	28	61	52	51	52	52	24	11	39	8	61		
			SSW	25	33	31	62	44	44	63	39	18	15	40	20	63		
			SW	41	43	43	72	61	34	63	28	30	24	40	26	72		
			WSW	72	82	88	94	85	72	54	35	46	35	68	73	94		
			W	66	53	61	61	65	55	58	42	39	54	58	61	66		
			WNW	56	48	45	43	43	32	29	28	32	47	44	50	56		
			NW	43	49	44	57	45	51	31	28	33	27	40	51	57		
			NNW	63	60	71	61	48	48	54	33	33	33	33	56	72	72	
			N	32	30	54	33	32	47	32	26	40	53	33	24	54		
			(0.1%)	Hourly Occurrence Percentage	CALM	226	180	161	108	127	114	276	225	256	246	255	237	201
					NNE	24	33	51	39	42	36	39	63	42	36	26	23	38
					NE	61	52	67	72	47	57	25	53	61	66	43	44	54
					ENE	78	48	78	92	66	43	19	43	43	36	64	46	55
					E	26	22	42	51	42	35	21	32	28	40	33	22	33
					ESE	30	30	39	53	49	53	33	49	31	42	25	24	38
SE	18	15			36	36	54	93	43	49	25	34	13	11	35			
SSE	13	13			30	47	45	63	54	18	32	20	8	13	30			
S	12	13			30	40	28	33	61	35	38	20	15	5	28			
SSW	8	15			17	51	24	50	51	22	13	16	14	12	24			
SW	34	30			31	58	67	57	48	31	78	52	47	36	48			
WSW	90	104			113	90	113	104	65	68	103	74	95	109	94			
W	132	141			83	83	117	69	47	54	61	59	96	167	93			
WNW	92	88			52	36	42	26	22	32	35	36	71	85	51			
NW	55	71	34	36	34	44	39	47	39	48	70	66	48					
NNW	71	97	87	70	66	75	106	100	69	97	90	86	84					
N	30	48	48	35	36	47	54	79	49	77	35	15	46					

Element		1	2	3	4	5	6	7	8	9	10	11	12			
Number of Days With Classified	Daily Max. Temp.	0.0	3	1										2	6	
		0.1 ~ 10.0	25	18	5								10	26	84	
		10.1 ~ 20.0	3	9	25	11	1					1	12	16	3	81
		20.1 ~ 30.0			1	18	21	12	9	14	28	19	4			126
		30.1				1	9	18	22	15	1					66
	Daily Mean Temp.	-5.0	8												5	13
		-4.9 ~ 0.0	13	13									2	19	47	
		0.1 ~ 10.0	10	15	30	2						4	25	7	93	
		10.1 ~ 20.0			1	28	20	9		2	20	26	3		109	
		20.1					11	21	31	27	10	1			101	
	Daily Min. Temp.	-15.0	3												2	5
		-14.9 ~ -5.0	22	24	3								8	25	82	
		-4.9 ~ 0.0	5	3	18	1						2	16	4	49	
		0.1 ~ 10.0	1	1	10	28	11	2			3	18	6		80	
		10.1				1	20	28	31	29	27	11			147	
	Daily Precip.	0.1mm	3	5	6	10	4	6	18	17	4	5			78	
		10.0mm		2	1	2		1	10	4	2	1			23	
		30.0mm							2	1	2				5	
		80.0mm														
		100.0mm														
	Hourly Max. Precip.	1.0mm	1	4	2	7	2	4	15	14	3	5			57	
6.0mm					2			10	3	2	2			19		
10.0mm								6	1	1				8		
20.0mm								1						1		
30.0mm																
Daily Max. Wind Speed	0.5 ~ 3.3%	2	1					1		2				6		
	3.4 ~ 7.9%	18	12	20	13	20	21	24	28	24	26	17	13	236		
	8.0 ~ 13.8%	10	15	10	17	11	9	3	1	4	4	13	16	113		
	13.9%	1		1				2			1		2	7		
10 - Day Summary	Mean Temp. (0.1 )	1st	18	-11	34	119	174	201	267	268	201	176	88	-14		
		2nd	-40	5	64	135	182	227	268	241	194	137	29	-50		
		3rd	-40	13	72	151	209	251	256	229	179	107	16	-13		
	Mean Max. Temp. (0.1 )	1st	95	61	111	194	254	278	315	322	272	240	190	63		
		2nd	33	86	161	213	267	316	330	286	268	201	103	19		
		3rd	33	89	142	239	297	330	308	293	263	198	93	56		
	Mean Min. Temp. (0.1 )	1st	-44	-71	-36	47	90	130	231	223	144	136	9	-73		
		2nd	-106	-76	-26	66	104	141	222	210	135	93	-39	-119		
		3rd	-112	-51	13	55	120	188	214	171	111	44	-48	-74		
	Mean Wind Speed (0.1%)	1st	12	20	23	17	19	20	16	11	10	11	12	15		
		2nd	17	18	12	20	18	16	14	12	14	11	16	18		
		3rd	15	14	15	19	16	16	10	12	10	13	13	16		
Total Precip. (0.1mm)	1st				150	95	120	490	225	20	255					
	2nd	25	145	5	515	5	5	385	1110	440	265					
	3rd	10	135	150	80	15	100	1145	145	355						

Element		1	2	3	4	5	6	7	8	9	10	11	12			
(0.1 )	Air Temp.	Mean	-12	8	58	137	194	227	268	252	195	142	56	-14	126	
		Mean Max.	49	74	129	210	271	299	319	307	265	209	129	46	192	
		Mean Min.	-68	-55	-9	60	113	162	227	207	135	94	-9	-69	66	
		Highest	128	156	193	311	345	355	366	374	300	286	211	120	374	
		Date	8	16	30	30	29	18	22	6	9	9	10	3	08/06	
		Lowest	-133	-95	-52	-2	60	98	157	131	55	-20	-69	-139	-139	
		Date	15	2	3	2	3	4	27	31	30	31	25	14	12/14	
(0.1mm)	Precip.	00~24h Total	20	275	315	810	180	265	1330	1955	1030	545		95	6820	
		Highest. 1	15	170	125	255	125	80	275	740	505	275		95	740	
		Daily	15	30	50	70	70	55	210	225	185	60		75	225	
		Hourly	20	22	27	11	9	30	14	17	11	12		24	08/17	
(0.1%)	Wind	Mean Speed	20	24	20	20	15	12	10	8	9	10	18	21	16	
		Highest Gust Speed	121	115	99	75	52	47	41	36	46	60	74	77	121	
		Dir.	W	W	WNW	W	WNW	E	WNW	SW	W	WNW	WSW	W	W	
		Date	13	11	7	1	6	6	17	30	29	30	19	12	01/13	
(0.1%)	Wind Directions Only	Hourly Occurrence Maximum Speed	NNE	10	14	36	27	19	25	22	16	12	29	13	8	36
			NE	29	41	44	44	29	34	22	15	29	36	26	30	44
			ENE	21	20	52	56	43	36	25	28	27	31	20	20	56
			E	19	17	38	54	36	42	25	27	29	36	19	20	54
			ESE	15	11	33	52	22	34	23	23	24	32	14	12	52
			SE	17	12	33	44	26	34	18	22	12	24	19	10	44
			SSE	20	27	28	39	21	31	22	16	22	20	15	13	39
			S	74	52	29	41	35	24	27	28	27	28	41	16	74
			SSW	62	62	33	50	38	28	27	26	24	27	42	33	62
			SW	61	49	39	42	34	20	27	24	29	32	43	43	61
			WSW	50	47	63	48	38	27	25	29	28	31	50	47	63
			W	85	77	77	50	43	39	24	27	35	47	59	66	85
			WNW	74	74	66	46	42	36	25	21	25	49	53	62	74
			NW	65	69	63	44	33	26	20	20	25	24	48	52	69
NNW	58	51	53	31	24	25	17	22	21	19	39	47	58			
		N	9	20	24	31	19	22	18	11	12	16	11	8	31	
(0.1%)	Hourly Occurrence Percentage	CALM	199	149	159	130	140	175	241	289	247	288	142	177	195	
		NNE	7	6	22	11	16	17	38	28	7	9	7	3	14	
		NE	11	6	22	18	16	28	31	43	25	38	19	7	22	
		ENE	43	33	51	63	48	74	73	69	69	70	47	52	58	
		E	85	83	116	85	102	76	69	86	131	144	144	78	100	
		ESE	24	10	44	50	31	35	23	48	63	56	39	19	37	
		SE	19	6	22	13	24	40	11	27	43	35	15	9	22	
		SSE	15	18	22	21	27	36	20	34	42	34	22	8	25	
		S	16	22	24	29	24	24	43	20	32	32	38	12	26	
		SSW	46	40	17	85	46	42	86	55	32	31	31	11	43	
		SW	40	45	48	64	63	36	54	32	33	30	33	40	43	
		WSW	69	85	61	105	93	58	42	35	50	36	71	81	65	
		W	163	177	180	116	149	94	56	58	57	46	168	211	123	
		WNW	173	168	114	106	113	115	91	63	74	67	124	188	116	
NW	71	109	47	63	65	65	55	62	44	38	67	85	64			
NNW	18	36	36	31	30	56	52	31	29	35	29	15	33			
		N	1	6	15	11	13	29	16	20	22	4	4	13		

824 가

2017

Element		1	2	3	4	5	6	7	8	9	10	11	12		
Number of Days With Classified	Daily Max. Temp.	0.0	4	1										3	8
		0.1 ~ 10.0	25	19	7								9	26	86
		10.1 ~ 20.0	2	8	24	13	1					12	17	2	79
		20.1 ~ 30.0				16	22	14	8	11	30	19	4		124
		30.1				1	8	16	23	20					68
	Daily Mean Temp.	- 5.0	5											4	9
		- 4.9 ~ 0.0	15	12	1								1	18	47
		0.1 ~ 10.0	11	16	29	2						2	23	9	92
		10.1 ~ 20.0			1	27	19	5		1	19	27	6		105
		20.1				1	12	25	31	30	11	2			112
	Daily Min. Temp.	- 15.0	19	15	1								2	23	60
		- 14.9 ~ - 5.0	11	12	20	1						1	18	8	71
		- 4.9 ~ 0.0	1	1	10	25	8	1			3	18	10		77
		0.1 ~ 10.0				4	23	29	31	31	27	12			157
		10.1													
	Daily Precip.	0.1mm	2	4	7	9	4	7	14	15	5	5		1	73
		10.0mm		1	2	4	1		5	5	2	3			23
		30.0mm								2	2				4
		80.0mm													
		100.0mm													
	Hourly Max. Precip.	1.0mm	1	3	5	9	2	7	11	15	3	4		1	61
6.0mm					1	1		7	6	2	1		1	19	
10.0mm								3	4	1				8	
20.0mm								1	1					2	
30.0mm															
Daily Max. Wind Speed	0.5 ~ 3.3%	4			1	8	12	23	24	21	13	4	5	115	
	3.4 ~ 7.9%	14	11	24	29	23	18	8	7	9	18	26	26	213	
	8.0 ~ 13.8%	13	17	7										37	
	13.9%														
10 - Day Summary	Mean Temp. (0.1 )	1st	24	- 2	34	121	176	205	273	270	205	177	100	- 3	
		2nd	- 32	12	69	138	191	230	272	242	197	139	37	- 39	
		3rd	- 28	15	69	154	214	247	258	245	182	113	32	- 3	
	Mean Max. Temp. (0.1 )	1st	85	57	101	186	252	274	314	326	274	236	186	62	
		2nd	30	84	152	211	265	307	332	289	261	199	104	21	
		3rd	35	84	133	235	292	315	312	305	260	192	96	52	
	Mean Min. Temp. (0.1 )	1st	- 26	- 57	- 27	49	96	143	238	225	147	137	27	- 58	
		2nd	- 86	- 61	- 14	68	109	152	225	210	140	95	- 24	- 98	
		3rd	- 90	- 44	13	64	131	189	217	189	118	53	- 30	- 52	
	Mean Wind Speed (0.1%)	1st	14	27	31	21	16	16	13	7	8	8	13	21	
		2nd	24	27	14	22	16	11	10	8	11	9	21	26	
		3rd	22	18	16	18	12	9	7	10	9	11	18	18	
Total Precip. (0.1mm)	1st				320	170	70	215	365	45	265				
	2nd	15	105	35	470	5	15	360	1465	505	280				
	3rd	5	170	280	20	5	180	755	125	480		95			

	Element	1	2	3	4	5	6	7	8	9	10	11	12				
(0.1 )	Air Temp.	Mean	3	25	72	149	202	235	271	260	205	155	68	- 1	137		
		Mean Max.	67	90	145	227	279	304	324	316	276	220	143	64	205		
		Mean Min.	- 53	- 40	2	73	122	173	235	218	148	106	4	- 58	78		
		Highest	137	168	212	324	358	361	367	377	307	296	227	133	377		
		Date	8	16	30	30	29	19	13	6	12	10	10	3	08/06		
		Lowest	- 100	- 74	- 43	18	75	116	170	152	68	- 2	- 47	- 102	- 102		
		Date	26	12	11	3	2	4	27	31	30	31	25	14	12/14		
(0.1mm)	Precip.	00~24h Total	15	265	305	690	245	1260	1870	2000	1055	550	35	8290			
		Highest. 1	Daily	10	170	135	240	180	950	455	900	530	255	35	950		
		Date	22	22	25	11	9	25	14	14	11	12	24	06/25			
	Hourly	Date	22	22	26	11	9	25	14	14	11	12	24	06/25			
(0.1%)	Wind	Mean Speed	21	23	18	22	19	20	17	14	12	14	18	21	18		
		Highest Gust Speed	132	139	134	167	135	187	162	130	82	124	173	148	187		
		Dir.	WNW	WNW	WNW	NNE	NW	NNE	W	SSW	N	NE	WNW	WNW	NNE		
(0.1%)	Wind Directions Only	Date	30	9	8	17	7	25	14	21	17	22	10	26	06/25		
		Hourly Occurrence Maximum Speed	NNE	47	58	44	46	31	47	39	39	36	62	49	42	62	
		NE	36	35	45	39	47	40	24	41	40	53	36	41	53		
		ENE		20	25	16	16	20	13	15	21	52	24	22	52		
		E	17	8	21	14	14	19	16	18	34	23	15	13	34		
		ESE	25	16	17	26	19	41	17	16	36	28	10	18	41		
		SE	18	19	38	39	33	44	25	22	29	13	16	31	44		
		SSE	43	49	48	58	55	64	49	36	28	39	52	44	64		
		S	37	59	41	79	85	71	67	69	31	34	57	39	85		
		SSW	15	26	26	75	65	59	48	39	33	17	47	23	75		
		SW	12	11	18	48	24	37	24	17	17	13	17	21	48		
		WSW	10	41	20	23	42	29	36	33	18	19	12	15	42		
		W	48	25	54	65	60	48	31	37	39	15	50	47	65		
		WNW	80	73	68	60	67	47	46	43	41	71	67	74	80		
		NW	61	71	58	52	68	51	35	29	35	51	53	61	71		
		NNW	59	56	54	47	36	34	31	29	29	53	72	49	72		
		N	45	50	53	45	34	40	41	41	39	50	55	63	63		
		(0.1%)	Hourly Occurrence Percentage	CALM	112	121	164	117	155	107	136	149	217	179	189	171	151
				NNE	112	110	62	71	48	78	49	102	89	125	75	67	82
				NE	53	62	66	46	28	39	19	38	58	51	29	30	43
				ENE		21	22	11	13	13	5	13	18	22	11	7	13
E	7			8	17	13	7	11	7	11	8	5	14	7	9		
ESE	5			12	23	19	11	17	13	7	13	8	6	17	13		
SE	12			18	26	49	47	31	32	26	17	3	11	16	24		
SSE	24			27	66	90	114	125	174	55	25	17	50	35	67		
S	22			44	47	131	148	185	241	109	35	26	47	32	89		
SSW	12			20	26	54	58	93	71	52	26	22	14	9	38		
SW	9			3	12	15	26	31	32	31	25	11	7	11	18		
WSW	9			11	16	14	20	29	28	26	31	19	15	7	19		
W	46			26	40	31	31	22	20	22	28	23	40	27	30		
WNW	135			100	138	101	106	54	49	47	85	66	135	137	96		
NW	181			169	126	79	98	71	35	91	106	136	154	171	118		
NNW	113	149	81	96	52	46	36	108	101	144	101	130	96				
N	148	101	69	64	38	50	51	114	119	145	101	126	94				



Element		1	2	3	4	5	6	7	8	9	10	11	12			
Number of Days With Classified	Daily Max. Temp.	0.0	1											1	2	
		0.1 ~ 10.0	23	16	5								6	25	75	
		10.1 ~ 20.0	7	10	25	7	1					8	18	5	81	
		20.1 ~ 30.0			1	22	21	16	6	8	26	23	6		129	
		30.1				1	9	14	25	23	4				76	
	Daily Mean Temp.	-5.0													1	1
		-4.9 ~ 0.0	15	4										16	35	
		0.1 ~ 10.0	16	23	27	2						2	24	14	108	
		10.1 ~ 20.0			4	27	17	1			7	25	6		87	
		20.1				1	14	29	31	31	23	4			133	
	Daily Min. Temp.	-15.0													20	46
		-14.9 ~ -5.0	18	8										15	73	
		-4.9 ~ 0.0	12	16	18							1	15	11	74	
		0.1 ~ 10.0	1	2	13	25	5				1	12	15		170	
		10.1				5	26	30	31	31	29	18				
	Daily Precip.	0.1mm	2	6	7	9	4	6	15	16	5	7		1	78	
		10.0mm		1	1	3	1	3	8	5	2	2			26	
		30.0mm						1	2	1	2				6	
		80.0mm						1		1					2	
		100.0mm														
Hourly Max. Precip.	1.0mm	1	3	6	7	3	5	13	14	4	4		1	61		
	6.0mm				1	1	2	8	8	2				22		
	10.0mm						1	4	2	1				8		
	20.0mm						1	2						3		
	30.0mm						1	1						2		
Daily Max. Wind Speed	0.5 ~ 3.3%							1			1	1		3		
	3.4 ~ 7.9%	18	11	21	13	13	19	20	25	28	27	13	12	220		
	8.0 ~ 13.8%	13	15	10	16	18	10	8	6	2	3	15	18	134		
	13.9%		1		1		1	2				1	1	7		
10 - Day Summary	Mean Temp.	1st	36	16	49	136	183	216	271	280	216	188	108	11		
		2nd	-16	26	82	149	198	237	276	248	208	153	53	-24		
		3rd	-9	32	84	163	222	251	266	252	192	126	44	10		
	Mean Max. Temp.	1st	102	68	120	207	259	285	313	340	285	247	201	80		
		2nd	48	98	167	223	274	313	338	295	274	208	118	37		
		3rd	52	101	147	250	302	313	321	314	270	205	112	74		
	Mean Min. Temp.	1st	-20	-33	-18	61	104	154	245	235	163	147	35	-44		
		2nd	-71	-51	-6	81	115	167	232	218	151	110	-8	-83		
		3rd	-66	-31	28	76	145	198	228	203	130	66	-14	-47		
	Mean Wind Speed	1st	15	27	24	21	19	23	25	13	11	11	15	19		
		2nd	23	23	15	24	19	19	15	11	15	17	20	24		
		3rd	24	19	16	22	19	19	12	18	11	15	19	20		
Total Precip.	1st				245	225	135	320	450	45	285					
	2nd		90	40	430	15	35	680	1290	530	265					
	3rd	15	175	265	15	5	1090	870	260	480		35				

Element		1	2	3	4	5	6	7	8	9	10	11	12			
(0.1 )	Air Temp.	Mean	- 4	15	61	136	191	221	265	257	208	155	71	- 7	131	
	Mean Max.	52	78	136	217	275	307	326	318	283	221	147	55	201		
	Mean Min.	- 54	- 46	- 4	62	114	153	221	215	149	110	9	- 60	72		
	Highest	116	160	207	308	349	368	378	382	321	297	226	136	382		
	Date	8	16	30	30	29	18	13	6	9	9	10	3	08/06		
	Lowest	- 110	- 87	- 52	11	40	80	164	148	70	- 4	- 64	- 101	- 110		
	Date	17	11	11	2	3	4	27	27	30	31	25	12	01/17		
(0.1mm)	Precip.	00~24h Total	40	385	505	890	235	235	1265	1845	930	665	135	7130		
		Highest. 1 Daily	15	200	245	250	165	90	405	875	470	280	135	875		
	Date	20	22	25	11	9	25	14	14	27	12	24	08/14			
	Hourly	15	35	40	65	85	60	355	185	125	55	80	355			
Date	20	22	25	6	9	25	14	14	11	2	24	07/14				
(0.1%)	Wind	Mean Speed	27	29	20	20	19	18	15	14	17	18	21	26	20	
		Highest Gust Speed	141	158	119	127	165	110	119	96	92	134	127	121	165	
		* Dir.	NNW	NNW	NW	N	NNW	E	NNE	SSW	ESE	N	NNE	NNW	NNW	
Date	20	18	7	28	7	23	17	24	15	22	11	16	05/07			
(0.1%)	Wind Directions Only	Hourly Occurrence Maximum Speed	18	19	24	12	21	23	19	17	32	76	21	14	76	
		NNE		14	13	25	13	8	15	15	10	66	15	8	66	
		NE	7	10	20	42	22	26	27	23	27	33	8		42	
		ENE	23	30	36	40	36	41	26	33	43	32	24	9	43	
		E	23	26	33	43	38	37	27	28	40	44	14	17	44	
		ESE	29	33	36	38	34	34	34	31	30	28	9	18	38	
		SE	17	20	30	38	38	37	35	42	30	25	21	13	42	
		SSE	28	28	32	27	29	25	31	27	25	16	26	28	32	
		S	15	44	37	44	39	44	45	49	30	23	42	42	49	
		SSW	63	41	32	61	36	28	38	37	26	23	33	27	63	
		SW	15	14	19	20	24	26	9	24	23	13	15	22	26	
		WSW	14	9	26	22	25	8	20	19	13	6	23	23	26	
		W	26	25	31	28	34	26	23	16	24	19	21	25	34	
		WNW	30	38	35	30	30	24	22	20	17	21	27	35	38	
		NW	68	69	56	53	55	49	37	43	42	53	61	60	69	
		NNW	44	37	40	53	50	50	55	43	48	55	54	48	55	
		N	39	33	87	68	108	96	130	101	88	86	76	71	82	
		Hourly Occurrence Percentage	NNE	5	18	17	21	30	29	23	30	35	35	18	12	23
		NE		3	3	8	8	7	16	15	3	12	1	1	7	
		ENE	1	3	11	18	12	22	17	15	4	7	4		10	
		E	4	3	17	33	30	54	42	39	25	12	13	4	23	
		ESE	8	6	31	36	46	104	78	82	47	46	7	3	41	
		SE	5	21	38	47	47	139	75	95	40	36	3	13	47	
		SSE	20	21	54	54	44	118	56	119	49	44	15	11	50	
		S	18	13	42	35	35	32	52	50	32	24	24	20	31	
		SSW	5	16	23	39	20	31	43	28	28	9	22	16	23	
		SW	9	22	19	38	22	21	31	19	14	24	26	8	21	
WSW	11	7	8	13	4	7	11	10	8	5	14	8	9			
W	3	1	15	14	11	3	8	8	13	3	21	8	9			
WNW	15	18	19	11	17	11	8	10	17	9	18	16	14			
NW	44	22	46	35	34	11	38	24	33	20	38	43	32			
NNW	658	657	462	306	157	83	132	127	161	206	339	601	323			
N	154	134	109	225	376	232	239	228	404	421	361	164	254			

Element		1	2	3	4	5	6	7	8	9	10	11	12		
Number of Days With Classified	Daily Max. Temp.	0.0	3	1										1	5
		0.1 ~ 10.0	25	18	5								6	27	81
		10.1 ~ 20.0	3	9	25	10	1					7	17	3	75
		20.1 ~ 30.0			1	19	20	13	5	7	22	24	7		118
		30.1				1	10	17	26	24	8				86
	Daily Mean Temp.	- 5.0	3											1	4
		- 4.9 ~ 0.0	14	9	2									17	42
		0.1 ~ 10.0	14	19	28	2						2	23	13	101
		10.1 ~ 20.0			1	28	22	8			8	25	7		99
		20.1					9	22	31	31	22	4			119
	Daily Min. Temp.	- 15.0												1	20
		- 14.9 ~ - 5.0	18	12	1									11	69
		- 4.9 ~ 0.0	12	15	19							1	11	11	80
		0.1 ~ 10.0	1	1	11	28	9	2			2	8	18		164
		10.1				2	22	28	31	31	28	22			
	Daily Precip.	0.1mm	4	6	7	9	6	8	15	13	4	6		1	79
		10.0mm		1	2	4	1		5	4	2	3		1	23
		30.0mm							1	2	2				5
		80.0mm								1					1
		100.0mm													
	Hourly Max. Precip.	1.0mm	2	6	5	9	2	5	12	12	3	4		1	61
6.0mm					1	1	1	5	3	2			1	14	
10.0mm								2	3	2				7	
20.0mm								1						1	
30.0mm								1						1	
Daily Max. Wind Speed	0.5 ~ 3.3%														
	3.4 ~ 7.9%	10	6	20	11	16	15	21	27	24	26	13	8	197	
	8.0 ~ 13.8%	20	19	11	19	14	15	10	4	6	5	17	23	163	
	13.9%	1	3			1								5	
10 - Day Summary	Mean Temp. (0.1 )	1st	32	4	39	120	173	196	266	274	217	191	118	2	
		2nd	- 24	19	70	139	190	222	275	247	211	152	49	- 28	
		3rd	- 19	22	72	150	208	243	256	253	196	126	46	5	
	Mean Max. Temp. (0.1 )	1st	86	62	110	192	255	279	322	337	294	248	201	73	
		2nd	36	86	159	217	266	316	343	296	279	210	120	30	
		3rd	38	87	138	242	300	327	314	322	276	208	118	62	
	Mean Min. Temp. (0.1 )	1st	- 18	- 45	- 22	56	94	129	226	230	162	151	53	- 55	
		2nd	- 72	- 52	- 9	69	124	147	227	217	155	117	- 12	- 80	
		3rd	- 71	- 38	15	62	123	183	211	201	129	66	- 13	- 46	
	Mean Wind Speed (0.1%)	1st	21	34	26	20	19	19	15	15	16	15	20	22	
		2nd	30	28	17	22	22	19	19	11	19	20	23	28	
		3rd	29	23	18	19	16	15	11	17	16	20	20	27	
Total Precip. (0.1mm)	1st			10	400	210	100	190	455	40	375				
	2nd	15	185	50	470	20	30	495	1280	420	290				
	3rd	25	200	445	20	5	105	580	110	470		135			

Element		1	2	3	4	5	6	7	8	9	10	11	12				
(0.1 )	Air Temp.	Mean	8	30	77	156	208	233	280	264	212	160	77	4	142		
		Mean Max.	65	92	142	224	283	309	336	320	277	219	145	61	206		
		Mean Min.	- 46	- 29	17	90	137	173	238	222	158	115	17	- 48	87		
		Highest	130	164	207	308	369	368	388	378	310	297	221	124	388		
		Date	8	16	30	30	29	18	22	6	12	9	8	3	07/22		
		Lowest	- 101	- 68	- 32	5	78	116	186	149	82	4	- 39	- 108	- 108		
		Date	25	11	8	2	2	4	27	31	30	31	25	14	12/14		
(0.1mm)	Precip.	00~24h Total	10	305	495	355	265	720	1200	1775	1085	610		130	6950		
		Highest. 1	Daily	5	230	200	135	205	535	510	525	515	305		130	535	
			Date	30	22	25	17	9	25	24	14	27	12		24	06/25	
			Hourly	5	45	40	70	100	440	500	175	210	50		85	500	
(0.1%)	Wind	Mean Speed	19	23	18	21	20	20	18	16	15	15	17	21	19		
		Highest Gust Speed	113	120	102	107	134	103	116	192	110	122	126	137	192		
(0.1%)	Wind	Dir.	WSW	WSW	WSW	WSW	SSW	SSE	S	S	NNE	NNW	WSW	WSW	S		
		Date	30	10	7	14	7	21	17	23	15	22	10	5	08/23		
Wind Directions Only	Hourly Occurrence Maximum Speed	NNE	30	14	46	66	47	53	41	40	50	54	14	13	66		
		NE	24	15	34	59	38	42	45	42	40	38	16	17	59		
		ENE	37	14	37	22	25	32	16	22	27	13	16	18	37		
		E	30	16	20	35	22	32	22	38	26	15	21	15	38		
		ESE	12	32	30	54	42	45	52	39	22	20	43	18	54		
		SE	52	43	38	54	45	49	48	33	23	19	26	23	54		
		SSE	23	55	44	66	58	64	48	43	32	17	40	40	66		
		S	48	52	62	55	48	38	38	36	29	29	52	47	62		
		SSW	56	68	50	48	56	43	37	47	35	36	46	57	68		
		SW	68	61	55	48	71	42	44	42	36	51	59	61	71		
		WSW	54	60	51	44	52	40	34	31	32	38	54	51	60		
		W	56	61	51	35	39	42	35	37	32	45	44	39	61		
		WNW	32	28	31	29	46	36	31	28	24	42	37	28	46		
		NW	36	25	36	38	34	47	26	36	28	54	15	11	54		
		NNW	26	41	41	50	49	53	39	36	46	74	13	16	74		
		N	19	27	36	56	50	43	40	36	57	57	12	15	57		
		(0.1%)	Hourly Occurrence Percentage	CALM	128	70	40	54	23	15	43	56	72	101	104	71	65
				NNE	22	9	60	68	50	94	65	118	97	138	28	16	64
				NE	8	21	58	39	46	74	48	90	57	65	13	9	44
				ENE	22	15	31	26	32	38	20	36	24	30	19	8	25
E	24			30	30	43	48	50	27	47	76	54	33	16	40		
ESE	13			43	69	71	103	86	114	75	71	87	58	44	70		
SE	31			66	90	104	120	122	129	70	110	73	78	77	89		
SSE	18			54	75	129	95	69	137	52	75	42	113	70	77		
S	44			45	62	81	52	28	35	24	40	20	88	65	49		
SSW	121			115	73	81	78	42	46	23	51	15	92	121	71		
SW	230			198	132	96	124	51	59	35	56	63	146	237	119		
WSW	140			183	87	65	52	42	39	35	49	62	104	144	83		
W	82			70	46	32	34	31	46	30	19	34	50	59	44		
WNW	57			22	30	24	27	39	31	28	21	32	22	20	29		
NW	42			16	30	21	31	38	28	51	28	39	17	15	30		
NNW	9			24	42	36	48	92	51	103	53	70	18	12	47		
N	8			19	47	31	36	90	82	125	100	77	18	16	54		

Element		1	2	3	4	5	6	7	8	9	10	11	12		
Number of Days With Classified	Daily Max. Temp.	0.0	2											1	3
		0.1 ~ 10.0	23	15	4								6	27	75
		10.1 ~ 20.0	6	13	26	9	1					9	18	3	85
		20.1 ~ 30.0			1	19	20	15	4	6	23	22	6		116
		30.1				2	10	15	27	25	7				86
	Daily Mean Temp.	-5.0													
		-4.9 ~ 0.0	13	4										15	32
		0.1 ~ 10.0	18	24	27	2						2	22	16	111
		10.1 ~ 20.0			4	25	13	3			4	24	8		81
		20.1				3	18	27	31	31	26	5			141
	Daily Min. Temp.	-15.0													
		-14.9 ~ -5.0	14	7										15	36
		-4.9 ~ 0.0	14	19	8								12	16	69
		0.1 ~ 10.0	3	2	23	20	3				1	8	17		77
		10.1				10	28	30	31	31	29	23	1		183
	Daily Precip.	0.1mm	2	4	8	6	3	7	14	12	6	4		1	67
		10.0mm		1	1	1	1	1	3	5	2	3		1	19
		30.0mm						1	1	2	2	1			7
		80.0mm													
		100.0mm													
Hourly Max. Precip.	1.0mm		3	6	6	2	7	11	11	4	4		1	55	
	6.0mm				1	1	1	4	5	2			1	15	
	10.0mm					1	1	1	5	1				9	
	20.0mm						1	1		1				3	
	30.0mm						1	1						2	
Daily Max. Wind Speed	0.5 ~ 3.3%	4							1			1		6	
	3.4 ~ 7.9%	16	14	21	15	24	21	24	28	28	22	14	12	239	
	8.0 ~ 13.8%	11	14	10	15	7	9	7	1	2	9	15	19	119	
	13.9%								1					1	
10 - Day Summary	Mean Temp.	1st	40	20	56	136	187	215	278	283	219	190	117	13	
		2nd	-10	36	87	161	207	235	293	249	216	158	59	-18	
		3rd	-5	37	86	171	228	250	271	261	202	133	54	16	
	Mean Max. Temp.	1st	98	77	119	196	261	291	327	341	285	244	198	74	
		2nd	50	102	163	230	274	316	353	296	272	211	121	37	
		3rd	50	98	144	247	310	320	327	323	273	205	117	70	
	Mean Min. Temp.	1st	-11	-28	-2	77	116	154	248	240	168	154	50	-38	
		2nd	-62	-36	12	101	137	169	241	220	165	121	4	-72	
		3rd	-63	-21	38	94	155	196	227	208	143	76	-5	-35	
	Mean Wind Speed	1st	14	26	24	21	19	22	20	16	14	14	15	19	
		2nd	22	24	14	22	20	21	19	14	18	15	20	23	
		3rd	20	18	17	20	19	16	15	17	14	16	16	20	
Total Precip.	1st		15	90	135	260	35	135	635	100	305				
	2nd		55	75	170	5	65	70	945	470	305				
	3rd	10	235	330	50		620	995	195	515		130			

		Element	1	2	3	4	5	6	7	8	9	10	11	12				
(0.1 )	Air Temp.	Mean	10	31	75	155	203	238	280	268	212	165	74	5	143			
		Mean Max.	73	97	149	230	285	312	335	325	281	225	151	66	211			
		Mean Min.	-43	-31	8	83	124	172	241	227	156	122	11	-53	85			
		Highest	144	164	210	312	373	374	378	384	314	308	230	137	384			
		Date	2	16	30	30	29	19	22	5	25	9	8	3	08/05			
		Lowest	-96	-78	-55	5	75	120	193	164	86	0	-44	-88	-96			
		Date	26	12	8	3	8	4	27	27	30	31	25	18	01/26			
(0.1mm)	Precip.	00~24h Total	5	290	360	530	285	685	740	1500	920	735	10	130	6190			
		Highest. 1	Daily	5	245	130	170	190	315	125	510	420	295	10	130	510		
			Date	30	22	25	17	9	25	8	16	11	12	3	24	08/16		
			Hourly	5	35	35	80	70	155	90	215	155	70	10	70	215		
		Date	30	22	26	17	9	26	22	9	11	2	3	24	08/09			
(0.1%)	Wind	Mean Speed	25	29	21	26	19	22	21	20	18	22	21	24	22			
		Highest Gust Speed	120	143	123	132	132	127	151	159	105	147	139	141	159			
		Dir.	NNE	N	NE	S	SSW	N	NW	SSW	N	NE	W	WNW	SSW			
		Date	30	10	6	14	31	19	17	22	22	10	11	08/22				
(0.1%)	Wind Directions Only	Hourly Occurrence Maximum Speed	NNE	82	80	74	63	46	60	32	57	61	67	68	71	82		
			NE		19	21	28	19	24	18	16	36	46	11	24	46		
			ENE	7	21	19	26	29	18	16	12	35	14	9	12	35		
			E	10	18	12	24	19	20	16	16	28	29	12	18	29		
			ESE	12	13	14	37	38	27	19	8	41	13	15	19	41		
			SE	23	18	28	38	27	25	24	25	33	19	23	32	38		
			SSE	49	54	54	58	56	66	48	40	32	28	53	41	66		
			S	56	68	53	81	71	66	58	57	36	42	49	43	81		
			SSW	52	44	45	53	66	65	57	45	44	36	27	35	66		
			SW	16	34	58	54	44	34	27	39	24	25	10	36	58		
			WSW	17	28	21	43	32	39	30	40	21	10	55	23	55		
			W	24	37	36	41	26	28	21	41	23	20	20	26	41		
			WNW	48	21	40	40	66	53	22	31	21	26	57	27	66		
			NW	68	50	59	59	63	52	31	41	36	59	63	55	68		
			NNW	72	90	54	73	44	50	32	40	46	71	64	69	90		
			N	76	79	71	60	51	54	50	48	46	66	78	78	79		
			(0.1%)	Hourly Occurrence Percentage	CALM	26	31	52	43	77	40	65	28	71	40	86	62	52
					NNE	90	113	82	61	41	56	31	58	61	70	75	132	72
					NE		6	8	11	14	11	16	7	17	9	6	11	10
					ENE	1	6	12	8	11	8	11	3	11	3	4	4	7
					E	4	6	4	14	7	14	17	6	10	3	8	9	9
					ESE	7	10	8	22	22	10	5	1	11	5	6	11	10
					SE	12	13	22	33	35	25	31	14	15	9	26	22	22
					SSE	31	34	85	90	119	86	134	43	31	12	56	34	63
					S	50	67	86	183	145	153	263	85	40	23	70	49	101
					SSW	12	22	24	46	66	88	83	58	25	15	29	12	40
SW	7	7			13	10	18	35	13	14	7	9	7	9	13			
WSW	4	9			17	18	14	26	15	10	21	7	14	11	14			
W	16	19			47	24	34	43	38	30	67	34	33	28	34			
WNW	40	30			57	40	77	65	55	92	92	85	46	38	60			
NW	131	100	139	108	104	114	81	175	121	144	102	84	117					
NNW	313	253	201	176	137	129	83	223	287	344	227	244	218					
N	256	271	143	111	80	97	58	151	114	188	205	241	159					

Element		1	2	3	4	5	6	7	8	9	10	11	12		
Number of Days With Classified	Daily Max. Temp.	0.0													
		0.1 ~ 10.0	23	15	4							5	26	73	
		10.1 ~ 20.0	8	13	26	5	1					9	19	5	86
		20.1 ~ 30.0			1	23	19	10	5	6	22	21	6		113
	Daily Mean Temp.	30.1				2	11	20	26	25	8	1			93
		- 5.0													
		- 4.9 ~ 0.0	14	4										14	32
		0.1 ~ 10.0	17	24	27	2						2	23	17	112
	Daily Min. Temp.	10.1 ~ 20.0			4	26	18	1			6	22	7		84
		20.1				2	13	29	31	31	24	7			137
		- 15.0													
		- 14.9 ~ - 5.0	13	7	2									18	40
	Daily Max. Precip.	- 4.9 ~ 0.0	15	18	14							1	14	13	75
		0.1 ~ 10.0	3	3	15	21	7				1	6	15		71
		10.1				9	24	30	31	31	29	24	1		179
		0.1mm	1	3	7	9	3	6	19	15	5	5	1	1	75
	Hourly Max. Precip.	10.0mm		1	1	2	1	2	1	4	2	3		1	18
		30.0mm						1		1	2				4
		80.0mm													
		100.0mm													
Daily Max. Wind Speed	1.0mm		3	6	4	3	5	13	12	3	4	1	1	55	
	6.0mm				1	1	2	2	4	2	2		1	15	
	10.0mm						2		3	2				7	
	20.0mm								2					2	
Daily Max. Wind Speed	30.0mm														
	0.5 ~ 3.3%													1	1
	3.4 ~ 7.9%	19	11	13	8	15	8	20	21	23	24	14	12	188	
	8.0 ~ 13.8%	12	16	18	22	16	22	10	6	7	5	15	16	165	
10 - Day Summary	Mean Temp.	13.9%		1				1	1		2	1	2	8	
		1st	39	23	51	142	184	223	274	290	221	196	111	14	
		2nd	- 7	34	84	155	200	241	285	256	216	166	58	- 13	
	Mean Max. Temp.	(0.1 )	- 1	37	89	169	225	249	280	259	199	138	54	13	
		1st	106	82	125	212	262	294	320	351	288	252	200	79	
		2nd	57	105	168	228	280	326	346	304	279	214	127	41	
	Mean Min. Temp.	3rd	56	105	152	251	310	317	339	321	278	209	125	78	
		1st	- 16	- 24	- 19	75	109	154	246	243	169	157	44	- 46	
		2nd	- 58	- 45	2	88	120	169	239	226	162	131	- 3	- 68	
	Mean Wind Speed	(0.1 )	- 52	- 22	37	86	140	193	237	213	138	82	- 8	- 46	
		1st	20	33	24	26	19	25	29		17	16	17	23	
		2nd	28	29	19	28	20	22	18	16	22	27	24	29	
Total Precip.	(0.1%)	29	23	19	24	20	21	15	24	16	23	23	22		
	1st		15	25	185	265	40	305	320	95	440	10			
	2nd		30	75	345	20	30	100	895	420	295				
(0.1mm)	3rd	5	245	260				615	335	285	405		130		

		Element	1	2	3	4	5	6	7	8	9	10	11	12			
(0.1 )	Air Temp.	Mean	9	30	67	142	191	216	272	254	201	157	74	0	134		
		Mean Max.	73	97	137	211	261	283	327	306	263	212	156	71	200		
		Mean Min.	-45	-34	3	71	123	161	228	215	150	111	0	-62	77		
		Highest	132	169	193	311	342	349	386	371	306	294	228	154	386		
		Date	2	16	30	30	29	19	13	6	9	9	3	3	07/13		
		Lowest	-99	-68	-45	4	54	112	183	144	72	5	-53	-112	-112		
		Date	26	11	7	3	2	4	28	31	30	31	25	12	12/12		
(0.1mm)	Precip.	00~24h Total	60	225	205	960	340	255	1105	1035	1400	525		210	6320		
		Highest. 1 Daily	35	185	60	315	150	55	285	435	685	155		210	685		
		Date	5	22	20	6	9	25	29	14	11	2		24	09/11		
		Hourly	10	35	70	90	90	35	270	115	205	65		110	270		
(0.1%)	Wind	Date	5	22	2	17	24	25	24	20	11	2		24	07/24		
		Mean Speed	30	33	26	27	22	23	21	21	21	23	24	29	25		
		Highest Gust Speed * Dir.	142	173	136	140	162	112	108	108	103	133	150	153	173		
		Dir.	NNW	NNE	NE	SSW	NNW	S	N	SW	E	NNE	NE	NNE	NNE		
		Date	30	10	6	5	7	7	4	21	15	22	11	11	02/10		
(0.1%)	Wind Directions Only	Hourly Occurrence Maximum Speed	57	56	55	46	41	38	32	32	48	66	54	57	66		
		NNE	43	40	57	46	35	32	35	38	41	42	32	42	57		
		NE	38	32	52	49	55	56	35	45	46	38	20	54	56		
		ENE	20	44	66	49	50	54	37	56	40	43	30	22	66		
		E	16	41	52	39	55	50	32	43	38	40			55		
		ESE	12	32	40	37	35	35	17	28	23	10	13	5	40		
		SE	21	27	38	43	40	42	41	33	25	14	32	13	43		
		SSE	39	51	49	69	52	69	52	45	35	52	37	28	69		
		S	39	62	55	81	60	71	61	46	41	72	44	31	81		
		SSW	35	45	30	58	46	55	35	43	24	14	48	41	58		
		SW	11	5	43	45	41	39	37	47	17	23	48	12	48		
		WSW	5	30	10	23	30	26	20	29		6	49	11	49		
		W	22		36	39	37	15	34	21	30	5	47	44	47		
		WNW	61	56	59	57	76	43	46	45	37	29	77	84	84		
		NW	101	96	77	81	68	85	49	63	67	76	89	81	101		
		NNW	109	98	94	71	46	56	45	43	63	65	83	93	109		
				N	11	19	19	25	59	49	46	28	15	24	30	31	
		(0.1%)	Hourly Occurrence Percentage	CALM	287	232	218	121	93	92	94	137	197	278	232	242	185
				NNE	59	65	44	36	49	38	38	65	56	91	51	56	54
				NE	22	12	26	26	11	35	18	41	31	42	8	9	23
				ENE	5	13	35	21	34	89	8	47	38	27	8	3	27
				E	5	6	9	6	14	19	8	9	18	8			9
				ESE	1	9	22	7	19	19	3	11	4	4	3	1	9
				SE	1	3	15	24	27	29	30	16	7	1	8	8	14
				SSE	8	16	47	115	101	78	160	45	18	19	21	8	53
				S	15	48	40	131	119	192	194	65	56	23	42	5	77
				SSW	8	9	22	63	58	40	47	30	11	5	19	7	27
				SW	1	1	7	14	22	15	20	16	10	4	17	3	11
				WSW	1	4	1	13	10	7	8	9		1	11	3	6
W	3				7	10	22	7	8	7	8	1	8	5	7		
WNW	24			19	44	33	55	15	19	28	15	9	44	52	30		
NW	152			129	118	106	107	108	113	208	159	148	132	167	138		
NNW	394			412	327	251	200	168	186	237	355	313	353	401	299		
				N													



Element		1	2	3	4	5	6	7	8	9	10	11	12			
Number of Days With Classified	Daily Max. Temp.	0.0												1	1	
		0.1 ~ 10.0	23	17	4	1							6	24	75	
		10.1 ~ 20.0	8	11	27	10					1	12	16	6	91	
		20.1 ~ 30.0				18	24	20	7	13	28	19	8		137	
	Daily Mean Temp.	30.1				1	6	10	24	17	1				59	
		- 5.0													1	1
		- 4.9 ~ 0.0	14	4											17	35
		0.1 ~ 10.0	17	23	29	2						2	23	13	109	
	Daily Min. Temp.	10.1 ~ 20.0		1	2	27	20	8			12	25	7		102	
		20.1				1	10	22	31	31	17	4			116	
		- 15.0												2	23	44
		- 14.9 ~ - 5.0	12	7											13	8
	Daily Max. Precip.	- 4.9 ~ 0.0	18	19	18										8	76
		0.1 ~ 10.0	1	2	13	24	6				1	11	15		73	
		10.1				6	24	30	31	30	29	20			170	
		0.1mm	5	4	7	7	5	7	13	11	8	8		1	76	
	Daily Mean Precip.	10.0mm		1		3	1		4	4	4	2		1	20	
		30.0mm				1				1	1				3	
		80.0mm														
		100.0mm														
Hourly Max. Precip.	1.0mm	1	5	5	5	4	7	7	9	7	5		1	56		
	6.0mm			1	2	1		5	4	2	1		1	17		
	10.0mm							4	3	1			1	9		
	20.0mm							2		1				3		
Daily Max. Wind Speed	30.0mm															
	0.5 ~ 3.3%															
	3.4 ~ 7.9%	17	11	20	7	19	20	23	25	24	26	16	10	218		
	8.0 ~ 13.8%	12	12	11	22	10	10	8	5	6	5	13	20	134		
10 - Day Summary	Mean Temp.	13.9%	2	5	1	1						1	1	11		
		1st	41	21	49	124	176	200	270	271	211	187	113	8		
		2nd	- 8	38	70	150	193	212	284	242	205	157	54	- 19		
	Mean Max. Temp.	(0.1 )	- 4	30	80	154	204	236	263	249	186	129	57	11		
		1st	101	86	118	184	243	272	317	326	272	239	204	85		
		2nd	57	109	153	219	259	284	353	280	257	200	129	44		
	Mean Min. Temp.	3rd	61	95	140	230	282	294	314	310	260	199	136	82		
		1st	- 11	- 32	- 13	58	106	144	238	232	162	148	35	- 56		
		2nd	- 60	- 38	- 6	85	130	154	227	218	158	122	- 14	- 77		
	Mean Wind Speed	(0.1 )	- 63	- 30	27	70	132	186	219	197	129	69	- 20	- 53		
		1st	24	37	31	28	25	25	26	22	19	21	21	26		
		2nd	36	35	23	28	22	23	21	18	22	22	28	33		
Total Precip.	(0.1%)	30	25	23	24	19	20	18	21	21	26	22	28			
	1st	45	15	85	485	195	40	190	265	180	325					
	2nd		25	60	470	55	105	10	625	930	190					
(0.1mm)	3rd	15	185	60	5	90	110	905	145	290	10		210			

Element		1	2	3	4	5	6	7	8	9	10	11	12					
(0.1 )	Air Temp.	Mean	6	26	61	142	189	213	268	249	198	151	70	- 4	131			
		Mean Max.	67	91	139	215	267	283	324	301	267	214	150	63	198			
		Mean Min.	- 49	- 40	- 9	62	107	147	223	208	135	99	- 14	- 72	66			
		Highest	123	175	199	312	345	360	379	364	315	289	225	129	379			
		Date	2	16	30	30	29	19	13	6	9	9	8	3	07/13			
		Lowest	- 101	- 96	- 64	4	31	73	169	135	50	- 1	- 75	- 130	- 130			
		Date	17	15	11	3	3	4	27	27	30	31	25	12	12/12			
(0.1mm)	Precip.	00~24h Total	110	265	150	765	220	110	1185	1850	1070	765		125	6615			
		Highest. 1	Daily	85	195	40	265	175	40	345	780	480	340		125	780		
			Date	5	22	20	17	9	13	9	14	11	12		24	08/14		
			Hourly	15	40	15	60	100	40	340	160	135	70		80	340		
(0.1%)	Wind	Mean Speed	34	37	25	26	25	22	20	16	17	17	25	32	25			
		Highest Gust Speed	156	148	156	137	162	103	131	99	130	122	158	155	162			
		Dir.	SW	SW	SW	SW	SW	SSW	SSE	SSW	SW	SW	SW	SSW	SW			
		Date	13	10	9	12	7	9	14	24	20	29	11	11	05/07			
(0.1%)	Wind Directions Only	Hourly Occurrence Maximum Speed	NNE	28	42	52	55	47	65	41	39	56	51	17	15	65		
			NE	24	35	49	55	58	53	40	37	38	45	26	20	58		
			ENE	19	31	47	57	45	49	50	24	29	49	32	13	57		
			E	30	21	17	51	35	39	32	22	25	21	25	17	51		
			ESE	16	18	22	37	34	21	30	42	23	20	27	29	42		
			SE	16	21	34	59	31	33	58	36	13	19	10	11	59		
			SSE	31	33	41	57	37	43	51	36	34	21	47	37	57		
			S	74	75	74	70	74	60	77	40	44	51	71	63	77		
			SSW	104	102	83	76	92	55	68	50	67	62	89	79	104		
			SW	106	96	81	68	80	54	52	43	65	71	96	103	106		
			WSW	51	76	62	73	50	56	48	33	42	61	60	67	76		
			W	56	45	40	51	31	50	33	20	40	47	42	23	56		
			WNW	13	8	18	14	31	16	29	28	35	44	17	17	44		
			NW	24	31	36	37	10	13	22	22	33	55	16	12	55		
			NNW	20	26	53	59	31	47	41	36	36	60	10		60		
			N	30	48	49	55	44	49	39	47	59	46	27	13	59		
			(0.1%)	Hourly Occurrence Percentage	CALM	76	58	93	63	105	120	102	145	152	176	142	175	118
					NNE	11	21	54	32	59	127	38	86	53	59	17	15	48
					NE	23	16	48	47	66	80	75	51	42	20	29	26	44
					ENE	30	21	43	56	38	64	51	30	28	31	40	11	37
					E	24	10	19	32	30	41	27	36	35	9	24	12	25
					ESE	8	15	8	13	23	20	18	35	29	12	11	9	17
					SE	7	16	16	25	12	7	28	19	17	9	4	3	14
					SSE	11	12	15	40	20	6	24	32	15	5	15	8	17
					S	85	89	69	97	66	41	111	36	61	36	124	94	76
					SSW	235	205	149	160	184	85	158	73	81	48	202	241	151
					SW	343	378	203	181	179	115	133	117	146	179	210	292	205
WSW	84	104			133	114	101	105	90	116	138	145	129	80	111			
W	22	13			28	29	32	29	27	26	33	50	21	15	27			
WNW	9	1			8	13	12	4	8	22	14	22	6	11	11			
NW	8	7			15	8	4	4	12	13	22	42	6	5	12			
NNW	12	15	39	32	16	24	40	55	36	67	7		29					
N	13	16	60	60	52	130	57	109	99	89	14	3	59					

Element		1	2	3	4	5	6	7	8	9	10	11	12			
Number of Days With Classified	Daily Max. Temp.	0.0	3											1	4	
		0.1 ~ 10.0	22	17	4								6	27	76	
		10.1 ~ 20.0	6	11	27	11	1				1	9	17	3	86	
		20.1 ~ 30.0				18	22	20	6	16	26	22	7		137	
		30.1				1	8	10	25	15	3				62	
	Daily Mean Temp.	- 5.0													2	2
		- 4.9 ~ 0.0	14	4										16	34	
		0.1 ~ 10.0	17	24	29	2						4	22	13	111	
		10.1 ~ 20.0			2	27	21	9			15	26	8		108	
		20.1				1	10	21	31	31	15	1			110	
	Daily Min. Temp.	- 15.0												4	22	53
		- 14.9 ~ - 5.0	16	10	1									15	9	75
		- 4.9 ~ 0.0	14	16	20							1	11		83	
		0.1 ~ 10.0	1	2	10	25	13	2			4	15			154	
		10.1				5	18	28	31	31	26	15				
	Daily Precip.	0.1mm	4	3	8	8	3	6	13	13	5	6		1	70	
		10.0mm		1		3	1		5	5	2	3		1	21	
		30.0mm							1	1	2	1			5	
		80.0mm														
		100.0mm														
	Hourly Max. Precip.	1.0mm	2	3	5	7	3	3	9	11	5	4		1	53	
6.0mm					1	1		3	6	2	2		1	16		
10.0mm						1		2	3	2				8		
20.0mm								1						1		
30.0mm								1						1		
Daily Max. Wind Speed	0.5 ~ 3.3%										2			2		
	3.4 ~ 7.9%	10	5	15	9	14	17	16	27	22	22	10	3	170		
	8.0 ~ 13.8%	17	21	15	21	15	13	15	4	8	7	18	25	179		
	13.9%	4	2	1		2						2	3	14		
10 - Day Summary	Mean Temp. (0.1 )	1st	37	18	44	121	174	196	271	264	209	182	109	- 1		
		2nd	- 14	33	62	148	193	209	282	239	205	152	53	- 21		
		3rd	- 5	28	76	157	200	235	254	246	181	121	47	7		
	Mean Max. Temp. (0.1 )	1st	98	81	119	187	246	264	323	317	276	241	202	75		
		2nd	52	99	155	221	265	287	345	273	263	202	123	41		
		3rd	52	92	143	238	289	299	305	311	260	201	125	73		
	Mean Min. Temp. (0.1 )	1st	- 24	- 34	- 20	47	92	127	235	223	149	136	18	- 67		
		2nd	- 65	- 50	- 22	74	117	138	227	213	146	111	- 25	- 90		
		3rd	- 58	- 36	12	64	111	177	210	190	111	53	- 34	- 60		
	Mean Wind Speed (0.1%)	1st	22	42	35	24	27	27	22	14	16	13	21	26		
		2nd	41	39	19	29	29	21	24	14	21	18	29	38		
		3rd	38	26	22	25	19	18	14	19	15	21	24	31		
Total Precip. (0.1mm)	1st	105		10	225	205	30	415	540	65	410					
	2nd		70	45	500	15	50	50	1110	540	355					
	3rd	5	195	95	40		30	720	200	465		125				

Element		1	2	3	4	5	6	7	8	9	10	11	12				
(0.1 )	Air Temp.	Mean	- 47	- 26	15	96	147	166	213	196	145	102	25	- 46	82		
	Mean Max.	13	36	82	163	221	241	260	244	214	166	86	6	144			
	Mean Min.	- 104	- 89	- 41	31	78	102	175	162	91	55	- 34	- 102	27			
	Highest	77	102	160	251	308	296	310	307	250	245	179	69	310			
	Date	7	16	30	30	20	19	13	5	8	9	6	23	07/13			
	Lowest	- 183	- 152	- 95	- 18	21	46	102	84	36	- 48	- 94	- 163	- 183			
	Date	24	11	8	2	2	12	27	31	29	31	21	17	01/24			
(0.1mm)	Precip.	00~24h Total	55	240	235	1220	205	515	3760	3060	725	695	135	190	11035		
		Highest. 1 Daily	25	135	90	255	105	235	1070	390	390	285	70	155	1070		
	Hourly	10	30	20	70	70	65	280	280	85	90	35	45	280			
	Date	29	20	26	6	24	6	3	21	20	2	26	24	08/21			
(0.1%)	Wind	Mean Speed	10	11	9	12	10	8	8	7	7	6	8	8	9		
		Highest Gust Speed	134	118	108	134	147	141	107	93	108	123	120	138	147		
		Dir.	S	NE	S	SSW	SSE	NNE	SE	WSW	S	NNE	NE	NE	SSE		
(0.1%)	Wind Directions Only	Date	12	20	9	14	6	1	3	24	19	22	19	11	05/06		
		Hourly Occurrence Maximum Speed	35	37	45	41	38	33	25	31	43	59	29	31	59		
		NNE	41	31	40	41	35	26	27	14	23	28	32	39	41		
		NE	27	38	25	27	29	28	14		11	10	20	31	38		
		ENE	24	28	26	30	15	16	11	10	13	15	15	27	30		
		E	30	22	30	22	25	13		11	10	15	12	21	30		
		ESE	30	25	16	23	18	9	17		13	11	19	18	30		
		SE	32	35	31	31	34	21	24	21	24	16	26	25	35		
		SSE	34	40	33	39	36	27	29	26	25	16	30	27	40		
		S	28	34	30	37	30	26	22	23	30	22	27	24	37		
		SSW	20	18	26	26	21	21	17	18	17	10	15	27	27		
		SW	8	14	11	23	9	16	13	12		7		5	23		
		WSW	17	9	15	8	19	15	7		14	5	10		19		
		W	10		16	16	9	13	12	5		8			16		
		WNW	11	17	9	14	13	13		5	11	10	10		17		
		NW			18	19	22	12	15	7	16	17		11	22		
		NNW	17	22	29	36	22	35	22	17	34	24	10	22	36		
		N	304	286	366	279	331	389	349	500	494	614	397	402	393		
		(0.1%)	Hourly Occurrence Percentage	CALM	46	33	89	83	42	100	34	138	122	129	15	13	70
				NNE	44	57	70	50	26	61	23	36	21	24	31	40	40
				NE	12	31	31	14	9	11	9		3	4	15	26	14
				ENE	19	31	15	8	7	7	5	3	4	4	17	20	12
				E	12	16	12	14	8	1		1	1	5	7	12	8
				ESE	24	21	13	11	12	1	4		4	3	19	30	12
				SE	43	39	39	54	60	18	40	12	20	15	63	87	41
				SSE	202	232	122	221	233	113	231	93	101	45	211	185	165
				S	261	212	183	193	208	184	223	137	148	52	204	163	180
SSW	20			27	24	29	40	33	48	36	29	10	15	16	27		
SW	4			4	3	6	5	8	5	4		7		1	4		
WSW	1			3	3	1	4	7	3		3	4	1		3		
W	1				4	3	1	7	1	1		4			2		
WNW	3			1	3	3	1	8		1	1	7	1		3		
NW					5	3	4	7	5	4	8	19		1	5		
NNW	4	6	19	28	8	43	17	32	41	54	3	3	21				

Element		1	2	3	4	5	6	7	8	9	10	11	12		
Number of Days With Classified	0.0	10	3									1	12	26	
	0.1 ~ 10.0	21	24	18	1							16	19	99	
	10.1 ~ 20.0		1	13	24	9	4		1	8	28	13		101	
	Daily Max. Temp.				5	21	26	28	28	22	3				133
	30.1					1		3	2					6	
	-5.0	14	5											13	32
	-4.9 ~ 0.0	13	18	7									9	15	62
	0.1 ~ 10.0	4	5	24	21	1				1	16	20	3	95	
	Daily Mean Temp.				9	29	27	6	18	29	15	1			134
	20.1				1	3	25	13							42
	-15.0	7	1											4	12
	-14.9 ~ -5.0	19	23	11									12	25	90
	-4.9 ~ 0.0	4	4	19	5						4	12	2	50	
	Daily Min. Temp.	1		1	24	25	11		2	19	20	6			109
	0.1 ~ 10.0				1	6	19	31	29	11	7				104
	10.1														
	Daily Precip.	0.1mm	5	4	6	9	4	7	20	18	7	8	5	5	98
	10.0mm			1		5	1	2	11	13	2	4		1	40
	30.0mm								5	3	1				9
	80.0mm								1						1
	100.0mm								1						1
Hourly Max. Precip.	1.0mm	2	2	4	7	3	6	18	17	6	6	3	1	75	
6.0mm				3	2	1	8	10	2	1				27	
10.0mm							5	7						12	
20.0mm							2	2						4	
30.0mm															
Daily Max. Wind Speed	0.5 ~ 3.3%	3						3	6	3	2		1	18	
3.4 ~ 7.9%		14	15	19	10	19	23	23	23	23	27	22	21	239	
8.0 ~ 13.8%		14	13	12	20	11	6	5	2	4	2	8	9	106	
13.9%						1	1							2	
10 - Day Summary	Mean Temp.	1st	-7	-39	-3	76	140	142	214	216	153	135	68	-32	
		2nd	-66	-22	20	99	140	166	218	189	149	100	3	-74	
		3rd	-67	-15	26	111	159	191	208	184	132	74	5	-32	
	Mean Max. Temp.	1st	46	27	58	144	207	211	254	270	228	186	142	15	
		2nd	-8	40	105	163	215	252	280	219	205	159	63	-15	
		3rd	4	43	84	182	238	261	248	242	209	153	55	18	
	Mean Min. Temp.	1st	-52	-101	-57	12	71	81	183	178	97	101	2	-90	
		2nd	-120	-94	-46	45	74	87	168	171	102	57	-55	-133	
		3rd	-136	-69	-22	35	88	137	174	140	75	11	-50	-84	
	Mean Wind Speed	1st	9	10	11	11	11	10	10	5	5	4	9	7	
		2nd	11	13	9	13	10	8	9	6	11	5	7	9	
		3rd	9	9	8	13	8	7	5	8	5	10	8	7	
Total Precip.	1st	5			625	40	435	2335	530	20	505	50	15		
	2nd	5	105	5	585	60	5	725	1625	490	185	5	15		
	3rd	45	135	230	10	105	75	700	905	215	5	80	160		

Element		1	2	3	4	5	6	7	8	9	10	11	12				
(0.1 )	Air Temp.	Mean	- 7	14	67	143	196	230	262	252	198	148	55	- 12	129		
	Mean Max.	59	84	141	220	276	305	311	305	270	217	130	52	198			
	Mean Min.	- 64	- 49	- 2	68	122	168	226	212	141	100	- 8	- 65	71			
	Highest	136	154	202	310	341	356	352	359	300	284	215	106	359			
	Date	8	16	30	30	29	18	14	6	25	9	2	23	08/06			
	Lowest	- 130	- 85	- 47	7	65	110	169	132	69	- 12	- 60	- 133	- 133			
	Date	25	13	8	3	2	4	27	31	30	31	25	14	12/14			
(0.1mm)	Precip.	00~24h Total	25	190	180	485	120	405	3080	1605	785	595	5	75	7550		
		Highest. 1 Daily	15	110	125	175	60	265	610	335	395	225	5	65	610		
	Hourly	10	25	25	50	35	105	410	185	115	65	5	30	410			
	Date	29	22	25	17	9	25	28	7	11	1	26	24	07/28			
(0.1%)	Wind	Mean Speed	10	12	11	13	13	12	9	8	7	7	8	8	10		
		Highest Gust Speed	115	113	137	131	142	115	97	121	97	124	117	124	142		
		Dir.	NNE	NNW	WSW	W	WNW	NNE	SSW	SW	SE	ENE	NW	NW	WNW		
Wind Directions Only	Hourly Occurrence Maximum Speed	Date	14	9	9	28	13	1	3	24	15	22	10	31	05/13		
		NNE	11	12	15	22	10	15	20	17	33	35	9	8	35		
		NE	9	16	18	21	48	51	32	19	42	53	5	11	53		
		ENE	30	8	25	38	11	19	22	30	37	56	6	6	56		
		E	39	19	29	52	32	50	30	28	53	41	13	9	53		
		ESE	39	17	24	34	31	46	26	27	43	32	14	9	46		
		SE	16	14	37	36	39	41	24	25	15	26	19	11	41		
		SSE	9	9	18	38	33	35	40	41	11	9	21	7	41		
		S	13	13	17	45	33	27	41	33	25	13	26	9	45		
		SSW	14	23	20	43	48	26	45	25	22	11	8	10	48		
		SW	16	15	16	54	20	27	27	55	20	11	7	6	55		
		WSW	26	39	33	36	47	31	36	53	24	17	57	28	57		
		W	45	50	60	49	53	36	36	25	30	27	42	34	60		
		WNW	42	40	43	48	45	28	18	18	27	35	33	41	48		
		NW	42	47	37	42	38	33	21	20	26	35	42	43	47		
		NNW	47	52	37	33	29	32	43	20	20	16	27	33	52		
		N	12	22	19	19	21	37	19	14	13	23	11	13	37		
		(0.1%)	Hourly Occurrence Percentage	CALM	384	301	263	231	177	188	302	329	475	517	488	523	349
				NNE	5	10	11	11	7	13	20	15	7	13	8	7	11
				NE	4	10	17	19	12	17	30	12	13	15	1	3	13
ENE	9			4	23	19	8	14	28	26	11	26	3	3	15		
E	24			13	43	53	22	32	30	46	28	51	11	5	30		
ESE	24			24	55	44	62	81	46	53	38	44	22	5	42		
SE	50			33	74	68	91	81	70	73	26	39	47	15	56		
SSE	22			27	43	54	63	63	77	66	25	19	24	5	41		
S	9			16	22	32	40	53	54	36	22	19	13	5	27		
SSW	11			12	23	36	48	51	35	36	29	12	7	8	26		
SW	19			18	32	32	28	76	34	51	58	22	7	3	32		
WSW	19			13	31	26	44	58	36	36	42	22	14	12	30		
W	106			129	85	85	137	68	65	50	60	40	78	67	81		
WNW	151			202	132	124	133	101	54	54	63	70	111	184	114		
NW	128			126	87	103	75	61	54	59	57	50	120	122	87		
NNW	22	37	42	47	32	32	50	40	42	28	38	19	36				
N	12	22	17	15	19	13	17	18	6	13	8	13	15				

Element		1	2	3	4	5	6	7	8	9	10	11	12		
Number of Days With Classified	Daily Max. Temp.	0.0	2											1	3
		0.1 ~ 10.0	25	19	5								10	29	88
		10.1 ~ 20.0	4	9	25	8	1					9	16	1	73
		20.1 ~ 30.0			1	21	22	14	12	12	30	22	4		138
		30.1				1	8	16	19	19					63
	Daily Mean Temp.	-5.0	3											3	6
		-4.9 ~ 0.0	16	7										19	42
		0.1 ~ 10.0	12	21	29	2						2	24	9	99
		10.1 ~ 20.0			2	27	17	4		1	16	27	6		100
		20.1				1	14	26	31	30	14	2			118
	Daily Min. Temp.	-15.0	18	13									2	21	54
		-14.9 ~ -5.0	12	14	19							1	17	10	73
		-4.9 ~ 0.0	1	1	12	27	7				3	14	11		76
		0.1 ~ 10.0				3	24	30	31	31	27	16			162
		10.1													
	Daily Precip.	0.1mm	3	5	6	7	5	6	20	17	5	6	1	2	83
		10.0mm		1	1	2		1	10	7	2	3			27
		30.0mm							3	1	2				6
		80.0mm													
		100.0mm													
	Hourly Max. Precip.	1.0mm	1	3	2	5	2	5	16	14	3	5		2	58
6.0mm							1	11	6	2	1			21	
10.0mm							1	6	4	1				12	
20.0mm								1						1	
30.0mm								1						1	
Daily Max. Wind Speed	0.5 ~ 3.3%	10	3					3	3	7	6	8	7	47	
	3.4 ~ 7.9%	11	13	23	11	22	25	22	24	21	23	13	12	220	
	8.0 ~ 13.8%	10	12	8	19	8	5	6	4	2	2	9	12	97	
	13.9%					1								1	
10 - Day Summary	Mean Temp. (0.1 )	1st	29	3	45	128	182	207	263	271	209	183	99	-3	
		2nd	-26	16	74	144	191	231	267	244	202	146	40	-35	
		3rd	-24	25	81	158	214	252	257	242	184	117	25	0	
	Mean Max. Temp. (0.1 )	1st	95	68	117	200	257	279	305	324	277	241	191	61	
		2nd	40	89	163	219	270	313	323	286	270	210	107	32	
		3rd	42	98	143	242	298	323	304	304	262	203	94	63	
	Mean Min. Temp. (0.1 )	1st	-22	-52	-23	56	106	148	231	229	155	144	29	-52	
		2nd	-80	-56	-10	78	119	158	225	216	145	103	-22	-95	
		3rd	-87	-36	25	69	139	198	223	192	124	57	-30	-51	
	Mean Wind Speed (0.1%)	1st	8	13	14	13	14	14	10	9	6	7	7	7	
		2nd	11	13	8	13	13	12	9	8	10	7	9	9	
		3rd	11	9	10	13	12	11	8	9	6	8	6	8	
Total Precip. (0.1mm)	1st				150	65	105	1090	510	10	330		10		
	2nd	5	80	5	330	10	5	335	805	380	265				
	3rd	20	110	175	5	45	295	1655	290	395		5	65		

Element		1	2	3	4	5	6	7	8	9	10	11	12				
(0.1 )	Air Temp.	Mean	- 14	3	57	138	184	218	252	244	191	139	48	- 18	120		
		Mean Max.	47	69	128	208	263	293	307	297	262	211	121	38	187		
		Mean Min.	- 70	- 56	- 10	65	107	148	216	206	133	87	- 15	- 66	62		
		Highest	129	150	202	293	325	355	350	359	297	281	221	102	359		
		Date	8	16	30	30	29	18	14	5	8	9	7	23	08/05		
		Lowest	- 142	- 85	- 50	1	64	89	169	137	53	- 31	- 72	- 131	- 142		
		Date	25	21	11	2	7	4	27	31	30	31	25	14	01/25		
(0.1mm)	Precip.	00~24h Total	85	445	240	695	305	660	7101	2590	1095	700	65	215	14196		
		Highest. 1 Daily	25	200	105	205	160	320	1200	570	550	280	25	135	1200		
		Date	29	22	25	17	9	6	16	15	11	1	26	24	07/16		
		Hourly	15	65	35	55	70	95	495	145	170	140	25	50	495		
(0.1%)	Wind	Date	27	20	31	5	9	6	16	24	11	2	26	24	07/16		
		Mean Speed	22	25	20	21	20	17	11	11	13	12	19	23	18		
		Highest Gust Speed	122	125	122	130	133	110	106	103	77	112	150	128	150		
		Dir.	WSW	SW	W	W	W	ESE	WNW	NNW	W	W	WSW	WSW	WSW		
(0.1%)	Wind Directions Only	Date	20	10	9	18	7	4	14	24	28	29	10	4	11/10		
		Hourly Occurrence Maximum Speed		13			6	10	10	16		8		5	16		
		NNE	17	11	14	13	6	22	18	9	17	8	10		22		
		NE	14	20	24	23	21	24	22	25	22	23	29	21	29		
		ENE	20	20	25	38	23	30	23	21	27	40	17	18	40		
		E	21	21	37	25	21	25	22	21	18	16	18	20	37		
		ESE	18	30	24	43	30	70	28	44	28	63	16	19	70		
		SE	15	21	30	30	13	20	8	19	15	42	19	11	42		
		SSE			19	23		20	13	13	14	17	6	6	23		
		S	13	18	14	13	19	31		15	22	16	17	6	31		
		SSW	13	14	36	19	26	40	18	20	26	18	24	16	40		
		SW	66	60	53	59	59	50	44	36	37	41	52	57	66		
		WSW	68	73	73	71	69	63	42	58	46	49	63	62	73		
		W	47	53	47	53	58	33	35	42	33	48	56	56	58		
		WNW	28	22	33	36	23	28	22	17	28	16	25	41	41		
		NW	22	15	21	10	23	7	13	7	10	5	18	21	23		
		NNW	6	4	17	5	18	9	8	7	4	8	14	13	18		
		N	135	83	118	91	91	103	276	217	206	219	131	148	152		
		(0.1%)	Hourly Occurrence Percentage	CALM		1			1	3	3	5		5		1	2
				NNE	4	3	3	4	3	8	19	12	7	5	3		6
NE	9			9	20	36	28	78	78	120	46	23	17	11	40		
ENE	50			46	82	107	102	131	122	127	103	117	43	39	89		
E	40			31	51	30	62	51	32	54	46	66	50	26	45		
ESE	17			12	23	17	15	32	16	22	39	44	26	15	23		
SE	4			4	4	10	7	4	1	12	14	17	13	5	8		
SSE					3	4		4	3	4	10	5	1	3	3		
S	4			3	5	1	4	6		3	7	8	4	3	4		
SSW	1			1	7	7	8	11	8	7	11	13	10	9	8		
SW	73			60	60	52	43	50	30	20	38	44	54	69	49		
WSW	487			548	485	459	438	365	233	229	301	290	440	437	391		
W	155			177	118	158	173	135	141	152	160	130	181	211	157		
WNW	16			16	13	19	13	17	28	8	11	7	18	17	15		
NW	3			4	5	1	9	1	4	4	3	1	7	5	4		
NNW	1		1	1	1	1	7	3		3	3	1	2				



Element		1	2	3	4	5	6	7	8	9	10	11	12		
Number of Days With Classified	Daily Max. Temp.	0.0	3	2										5	10
		0.1 ~ 10.0	25	18	8								11	25	87
		10.1 ~ 20.0	3	8	22	12	2	2				12	17	1	79
		20.1 ~ 30.0			1	16	26	16	13	15	30	19	2		138
		30.1					3	12	18	16					49
	Daily Mean Temp.	- 5.0	6	1										5	12
		- 4.9 ~ 0.0	14	14	1								4	17	50
		0.1 ~ 10.0	11	13	29	2						2	21	9	87
		10.1 ~ 20.0			1	25	22	9		1	20	28	5		111
		20.1				1	9	21	31	30	10	1			103
	Daily Min. Temp.	- 15.0													
		- 14.9 ~ - 5.0	20	18	1								4	21	64
		- 4.9 ~ 0.0	10	9	20							1	18	10	68
		0.1 ~ 10.0	1	1	10	27	13	3			3	19	8		85
		10.1				1	18	27	31	31	27	11			146
	Daily Precip.	0.1mm	6	6	4	6	5	7	20	16	5	6	3	5	89
		10.0mm		2	2	3	1	2	15	7	2	4		1	39
		30.0mm						1	9	3	2				15
		80.0mm							1						1
		100.0mm							1						1
Hourly Max. Precip.	1.0mm	3	5	3	6	4	7	19	15	6	5	2	3	78	
	6.0mm		1			2	2	16	7	3	2			33	
	10.0mm							13	3	1	2			19	
	20.0mm							7						7	
	30.0mm							3						3	
Daily Max. Wind Speed	0.5 ~ 3.3%	1		1				4	5	2	6	1	2	22	
	3.4 ~ 7.9%	14	10	18	15	20	23	26	23	28	23	19	10	229	
	8.0 ~ 13.8%	16	18	12	13	11	7	1	3		2	9	19	111	
	13.9%											1		1	
10 - Day Summary	Mean Temp. (0.1 )	1st	26	- 6	33	118	171	195	249	265	202	176	94	- 10	
		2nd	- 33	5	66	138	178	220	258	234	194	137	32	- 42	
		3rd	- 34	13	71	153	201	240	251	233	177	108	17	- 3	
	Mean Max. Temp. (0.1 )	1st	87	48	99	181	249	262	301	320	267	238	182	47	
		2nd	27	77	157	206	254	305	323	275	262	203	96	19	
		3rd	29	85	128	233	284	311	297	296	257	194	84	48	
	Mean Min. Temp. (0.1 )	1st	- 25	- 55	- 28	59	95	126	215	225	149	135	19	- 54	
		2nd	- 85	- 63	- 22	75	107	135	216	208	135	87	- 29	- 98	
		3rd	- 98	- 47	16	61	119	182	217	186	116	45	- 36	- 48	
	Mean Wind Speed (0.1%)	1st	19	28	27	16	19	20	10	11	12	8	16	19	
		2nd	24	27	17	23	21	18	14	8	15	13	23	26	
		3rd	24	20	17	24	20	14	9	15	12	15	18	23	
Total Precip. (0.1mm)	1st				330	195	400	2640	630	45	555	20	75		
	2nd	15	245		365	60	10	1761	1500	645	145				
	3rd	70	200	240		50	250	2700	460	405		45	140		

Element		1	2	3	4	5	6	7	8	9	10	11	12				
(0.1 )	Air Temp.	Mean	-23	-6	47	133	181	218	254	237	187	137	51	-19	116		
		Mean Max.	27	50	109	197	247	281	294	279	243	193	111	28	172		
		Mean Min.	-73	-59	-13	67	116	159	226	205	134	88	-10	-66	65		
		Highest	118	135	180	279	302	345	338	335	273	255	195	94	345		
		Date	8	16	30	30	29	23	9	6	25	9	7	3	06/23		
		Lowest	-140	-97	-55	1	75	100	211	126	61	-20	-81	-127	-140		
		Date	26	11	15	4	8	4	30	31	30	31	25	14	01/26		
(0.1mm)	Precip.	00~24h Total	65	420	150	710	425	690	5595	1905	1040	440	90	240	11770		
		Highest. 1	Daily	35	165	95	240	250	285	1680	415	535	140	35	160	1680	
			Date	29	22	31	5	9	6	3	14	11	1	24	24	07/03	
			Hourly	10	40	30	80	125	105	450	165	175	50	20	75	450	
(0.1%)	Wind	Mean Speed	23	26	19	23	19	16	12	14	12	13	18	22	18		
		Highest Gust Speed	153	156	143	165	149	113	131	135	102	104	144	157	165		
		Dir.	WNW	W	WNW	NW	W	W	WNW	WSW	ENE	NE	NW	WSW	NW		
		Date	22	10	9	28	13	9	14	24	16	22	10	26	04/28		
(0.1%)	Wind Directions Only	Hourly Occurrence Maximum Speed	NNE	12		11	39		19	22	17	29	48	13	11	48	
			NE	6	6	12	22	11	22	24	48	40	38	16	21	48	
			ENE	23	28	28	11	28	36	15	31	37	29	21	20	37	
			E	30	28	39	42	32	30	15	20	19	24		15	42	
			ESE	27	27	19	32	29	31	16	17	21	26	14	7	32	
			SE	14	12	14	18	23	18	13	11	17	19		15	23	
			SSE	13	15	16	18	22	28	22	6	18	17	6	6	28	
			S	11	11	19		17	20	9	13	12	18	12	10	20	
			SSW	8	9	11	11	30	24	19	17	15	18	24	23	30	
			SW	11	7	26	19	17	21	17	67	58	41	79	49	79	
			WSW	25	32	29	53	42	29	25	43	45	60	79	79	79	
			W	51	65	63	76	69	58	58	35	34	40	49	58	76	
			WNW	82	91	78	81	74	54	46	28	29	23	62	36	91	
			NW	52	39	42	48	47	37	24	36	23	22	9	51	52	
			NNW	44	45	35	43	25	26	22	21		15	5	6	45	
		N	10	14	27	36	15	16	24	15	14	17	10	11	36		
		(0.1%)	Hourly Occurrence Percentage	CALM	164	191	191	139	222	137	262	155	294	265	222	177	201
				NNE	4		1	4		4	6	31	32	36	18	23	13
				NE	1	3	5	4	9	10	48	269	147	194	63	62	69
				ENE	18	13	51	22	20	45	53	180	158	168	16	11	64
				E	69	48	117	102	67	151	44	38	31	27		3	58
				ESE	57	12	22	42	24	60	23	13	17	20	1	1	24
				SE	5	6	5	8	3	24	6	5	7	5		4	7
				SSE	4	4	5	3	9	26	6	4	6	1	1	4	6
				S	4	3	5		11	22	6	8	3	13	16	5	8
				SSW	1	3	3	7	8	21	9	11	8	20	24	9	10
				SW	11	7	13	19	13	14	13	56	39	40	94	58	32
WSW	15			16	30	29	36	29	48	93	139	109	365	469	115		
N	1	4	7	6	4	7	7	8	4	7	1	4	5				

Element		1	2	3	4	5	6	7	8	9	10	11	12			
Number of Days With Classified	Daily Max. Temp.	0.0	10	3										7	20	
		0.1 ~ 10.0	20	22	10	1							12	24	89	
		10.1 ~ 20.0	1	3	21	17	2	2		1	1	20	16		84	
		20.1 ~ 30.0				12	28	17	17	23	29	11				137
		30.1					1	11	11	7						30
	Daily Mean Temp.	- 5.0	10	2											6	18
		- 4.9 ~ 0.0	11	14	2								5	16	48	
		0.1 ~ 10.0	10	12	29	2						3	18	9	83	
		10.1 ~ 20.0				27	22	9		3	22	28	5		116	
		20.1				1	9	21	28	28	8				95	
	Daily Min. Temp.	- 15.0														
		- 14.9 ~ - 5.0	19	20	1								3	21	64	
		- 4.9 ~ 0.0	11	6	21							1	15	10	64	
		0.1 ~ 10.0	1	2	9	27	11	1			3	18	10		82	
		10.1				3	20	29	28	31	27	12			150	
	Daily Precip.	0.1mm	6	6	5	8	5	8	21	16	5	5	4	6	95	
		10.0mm		2		3	2	3	14	8	2	3		1	38	
		30.0mm							7	2	2				11	
		80.0mm							1						1	
		100.0mm							1						1	
Hourly Max. Precip.	1.0mm	2	4	4	7	4	8	17	16	5	5	3	3	78		
	6.0mm				2	1	4	13	6	2			1	29		
	10.0mm					1	1	10	2	2				16		
	20.0mm							5						5		
	30.0mm							2						2		
Daily Max. Wind Speed	0.5 ~ 3.3%							1	1		1		2	5		
	3.4 ~ 7.9%	18	9	17	13	20	24	22	27	25	26	14	13	228		
	8.0 ~ 13.8%	12	16	13	16	10	6	5	3	5	4	13	15	118		
	13.9%	1	3	1	1	1						1	1	9		
10 - Day Summary	Mean Temp. (0.1 )	1st	23	- 20	21	117	171	193	253	259	196	173	93	- 9		
		2nd	- 45	- 4	55	133	173	221	257	230	192	135	32	- 45		
		3rd	- 45	9	63	148	197	241		225	174	107	22	- 6		
	Mean Max. Temp. (0.1 )	1st	70	28	79	177	234	248	294	301	248	219	165	40		
		2nd	7	61	135	197	241	291	305	264	243	184	87	7		
		3rd	6	64	113	218	265	303		272	238	177	76	35		
	Mean Min. Temp. (0.1 )	1st	- 24	- 62	- 31	60	105	138	226	224	148	135	25	- 53		
		2nd	- 91	- 69	- 25	73	110	149	225	207	138	89	- 23	- 101		
		3rd	- 102	- 41	14	67	131	192		184	117	45	- 35	- 46		
	Mean Wind Speed (0.1%)	1st	20	28	27	20	19	20	11	13	10	11	16	19		
		2nd	24	27	14	27	19	16	14	14	17	14	22	25		
		3rd	25	21	16	22	18	13		15	10	13	17	23		
Total Precip. (0.1mm)	1st			5	390	305	445	3605	340	30	310	20	65			
	2nd	5	255		275	20	30	1050	1135	580	130		5			
	3rd	60	165	145	45	100	215	940	430	430		70	170			

Element		1	2	3	4	5	6	7	8	9	10	11	12				
(0.1 )	Air Temp.	Mean	-34	-13	41	118	176	205	247	233	180	131	35	-42	106		
	Mean Max.	32	56	113	197	254	282	299	286	250	198	107	21	175			
	Mean Min.	-92	-80	-27	40	101	136	209	194	123	80	-27	-100	46			
	Highest	111	135	187	294	325	336	347	348	284	264	188	83	348			
	Date	8	16	30	30	29	18	14	6	25	9	8	23	08/06			
	Lowest	-169	-142	-89	-23	49	81	150	114	53	-31	-94	-174	-174			
	Date	23	11	8	3	2	12	27	31	30	31	19	12	12/12			
(0.1mm)	Precip.	00~24h Total	25	260	185	865	195	475	2935	2445	930	480	15	100	8910		
		Highest. 1 Daily	15	110	150	245	65	170	905	355	705	165	10	95	905		
	Hourly	5	35	25	70	50	110	300	230	175	55	10	45	300			
	Date	30	20	25	5	24	1	3	21	11	2	26	24	07/03			
(0.1%)	Wind	Mean Speed	10	11	12	13	13	12	9	9	10	10	10	10	11		
		Highest Gust Speed	76	72	80	118	99	80	75	120	73	115	90	84	120		
		* Dir.	WSW	S	SW	WSW	SSW	SSW	SSW	SSW	SW	E	W	SSW	SSW		
(0.1%)	Wind Directions Only	Date	12	20	8	14	25	9	6	21	18	22	10	10	08/21		
		Hourly Occurrence Maximum Speed	21	13	13	19	7	14	6	13	13	10	24	14	24		
		NNE	9	16	13	11	15	22	20	23	18	19	12	21	23		
		NE	29	22	36	41	34	40	25	26	32	46	21	17	46		
		ENE	32	31	35	43	21	28	20	22	31	22	20	20	43		
		E	10	14	14	8	9	15	7	9	13	18	8	16	18		
		ESE	9	7	10	12	5	10	16	8	12	13		6	16		
		SE	11	6		13	10	11	10	12	14	11	8		14		
		SSE	9	18	22	21	12	19	13	13	12	14	16	9	22		
		S	29	22	28	48	43	28	28	24	27	25	22	24	48		
		SSW	32	36	36	57	53	35	43	39	38	34	39	31	57		
		SW	35	34	37	41	46	29	21	32	29	27	35	35	46		
		WSW	37	35	36	41	34	25	23	25	24	24	39	45	45		
		W	32	28	25	24	26	22	18	16	25	10	26	31	32		
		WNW	22	30	25	16	17	12	13	17	14	16	23	19	30		
		NW	16	23	18	25	17	16	7	8	12	15	17	21	25		
		NNW	17	13	20	18	7	18	11	11	13	13	21	18	21		
		N	362	295	223	261	265	246	368	341	294	317	363	379	310		
		(0.1%)	Hourly Occurrence Percentage	CALM	12	6	9	7	1	7	1	12	3	11	7	4	7
				NNE	8	10	7	13	5	18	9	27	19	19	7	13	13
NE	73			51	109	97	78	163	74	171	147	237	75	47	110		
ENE	82			103	160	125	118	126	78	112	194	177	97	69	120		
E	20			10	12	11	9	10	5	13	10	8	10	4	10		
ESE	4			4	4	6	1	4	5	4	4	5		9	4		
SE	7			1		3	4	10	5	7	11	3	3		4		
SSE	4			9	7	11	7	14	13	11	13	12	7	7	9		
S	35			21	36	40	46	64	51	22	42	32	42	22	38		
SSW	121			131	108	163	187	151	218	108	96	77	100	92	129		
SW	94			116	120	117	187	94	82	71	75	40	97	131	102		
WSW	87			140	106	85	52	44	44	39	32	22	107	108	72		
W	54			52	62	35	19	26	23	22	17	9	40	62	35		
WNW	22			22	24	11	13	6	8	15	13	20	19	30	17		
NW	8	21	4	11	5	8	4	12	18	3	17	13	10				
NNW	8	6	9	6	1	8	9	15	13	8	8	11	9				

Element		1	2	3	4	5	6	7	8	9	10	11	12			
Number of Days With Classified	0.0	8	2											9	19	
	0.1 ~ 10.0	22	24	9	1							13	22		91	
	10.1 ~ 20.0	1	2	22	18	3	1				2	16	17		82	
	Daily Max. Temp.				11	26	18	14	20	28	15					132
	20.1 ~ 30.0					2	11	17	11							41
	30.1															
	- 5.0	11	2												12	25
	- 4.9 ~ 0.0	11	18	2									10	17		58
	0.1 ~ 10.0	9	8	29	7							4	18	2		77
	Daily Mean Temp.				23	25	13		3	26	27	2				119
	10.1 ~ 20.0					6	17	31	28	4						86
	20.1															
	- 15.0	4													3	7
	- 14.9 ~ - 5.0	21	24	7									11	27		90
	- 4.9 ~ 0.0	5	4	18	4							2	12	1		46
	Daily Min. Temp.				6	26	17	5			3	18	7			83
	0.1 ~ 10.0	1					14	25	31	31	27	11				139
	10.1															
	Daily Precip.	0.1mm	3	4	3	6	6	6	18	18	5	6	2	2		79
	10.0mm			1	1	4		2	9	9	2	3				31
30.0mm								2	3	1					6	
80.0mm								1							1	
100.0mm																
Hourly Max. Precip.	1.0mm		3	2	6	5	6	16	16	5	5	1	1		66	
6.0mm					2		1	9	10	1					23	
10.0mm							1	4	6	1					12	
20.0mm								1	1						2	
30.0mm								1							1	
Daily Max. Wind Speed	0.5 ~ 3.3%	1	1	1		1		3	1	2	2	1	3		16	
3.4 ~ 7.9%		30	27	29	23	27	29	28	29	28	28	28	25		331	
8.0 ~ 13.8%				1	7	3	1		1		1	1	3		18	
13.9%																
10 - Day Summary	Mean Temp.	1st	9	- 25	19	101	163	178	246	257	194	166	82	- 32		
		2nd	- 52	- 13	54	119	169	206	252	224	179	129	12	- 71		
		3rd	- 55	1	49	135	194	231	244	220	167	100	9	- 24		
	Mean Max. Temp.	1st	75	43	87	179	241	248	296	309	260	228	165	32		
		2nd	13	63	140	193	245	289	314	269	249	189	79	- 8		
		3rd	12	63	113	219	273	308	289	282	241	180	77	37		
	Mean Min. Temp.	1st	- 43	- 84	- 50	27	83	111	214	213	138	123	13	- 90		
		2nd	- 109	- 90	- 27	50	98	128	207	195	123	85	- 47	- 138		
		3rd	- 121	- 61	- 7	43	119	171	208	175	107	38	- 48	- 76		
	Mean Wind Speed	1st	10	12	14	12	14	12	11	8	9	10	9	9		
		2nd	11	11	12	14	12	12	10	8	9	8	11	10		
		3rd	8	10	10	14	12	10	7	10	10	11	9	10		
Total Precip.	1st				405	60	360	1730	630	15	340	5				
	2nd	5	150		460	70	20	530	975	725	140					
	3rd	20	110	185		65	95	675	840	190		10	100			

Element		1	2	3	4	5	6	7	8	9	10	11	12				
(0.1 )	Air Temp.	Mean	-36	-17	32	116	169	197	246	233	174	121	29	-43	102		
	Mean Max.	27	52	109	192	249	282	302	289	246	187	107	21	172			
	Mean Min.	-99	-83	-39	37	82	120	203	188	112	69	-41	-105	37			
	Highest	94	142	184	293	327	347	342	355	282	261	187	86	355			
	Date	8	16	30	30	29	18	14	6	4	9	10	3	08/06			
	Lowest	-166	-119	-86	-24	14	46	130	95	23	-55	-106	-183	-183			
	Date	25	13	11	3	2	4	27	31	30	31	25	14	12/14			
(0.1mm)	Precip.	00~24h Total	25	345	310	875	160	85	2910	1390	770	530	40	115	7555		
		Highest. 1	Daily	15	175	155	245	130	55	640	505	395	300	30	110	640	
	Hourly	Date	30	22	25	11	9	6	6	14	11	12	24	24	07/06		
	Date	30	22	27	18	9	6	6	22	11	12	24	24	07/06			
(0.1%)	Wind	Mean Speed	16	17	13	17	14	14	11	11	9	10	13	16	13		
		Highest Gust Speed	128	156	142	140	134	121	147	118	104	117	136	130	156		
		Dir.	WSW	WSW	NNW	SSW	SW	N	SW	S	ENE	N	NW	SW	WSW		
(0.1%)	Wind Directions Only	Date	22	10	9	14	14	1	14	21	17	22	15	11	02/10		
		Hourly Occurrence Maximum Speed	NNE	19	25	30	45	30	35	29	27	46	57		19	57	
		NE	7	13	28	21	24	28	10	27	28	21	12	23	28		
		ENE	13	8	18	5	13	22	17	18	23	19	10		23		
		E	11	10	15	14	25	31	11	11	13	10	6	8	31		
		ESE		10	5	13	25	19	18	13	15	16			25		
		SE		14	17	7	11	16	6	16	14	15		6	17		
		SSE	12	10	19	17	20	28	39	14	16	14	5	17	39		
		S	28	28	33	44	36	41	62	31	26	25	27	30	62		
		SSW	30	36	36	70	51	38	40	36	31	20	31	42	70		
		SW	48	53	46	71	60	49	55	42	30	42	46	45	71		
		WSW	40	36	42	34	41	29	24	30	24	27	36	38	42		
		W	35	45	37	35	44	29	21	17	17	25	38	38	45		
		WNW	42	50	44	35	44	30	27	19	20	29	50	43	50		
		NW	37	40	38	38	36	36	23	24	25	20	37	37	40		
		NNW	7	29	28	26	23	27	18	20	20	19	11	12	29		
		N	35	17	35	47	29	48	35	31	37	55	25	20	55		
		(0.1%)	Hourly Occurrence Percentage	CALM	158	156	259	175	219	225	290	265	396	386	229	194	247
				NNE	13	10	50	50	39	89	47	82	75	109		3	48
				NE	3	1	17	15	19	31	8	26	29	27	1	1	15
ENE	3			3	9	1	9	18	15	20	11	9	3		9		
E	5			4	4	4	12	32	11	8	11	11	1	4	9		
ESE				3	1	4	16	8	8	13	1	3			5		
SE				4	5	4	1	18	1	12	8	5		1	5		
SSE	1			9	8	10	8	21	11	13	14	9	1	3	9		
S	132			115	113	146	99	103	78	73	51	75	124	101	101		
SSW	167			132	78	110	129	60	103	51	51	31	150	167	102		
SW	193			171	130	182	157	99	114	66	93	73	192	216	140		
WSW	80			116	74	75	67	49	52	42	46	31	106	87	68		
W	92			113	66	56	44	17	44	26	28	13	69	85	54		
WNW	86			101	66	51	67	29	60	28	33	22	79	106	61		
NW	19			31	42	24	50	40	42	22	11	13	33	22	29		
NNW	3			10	19	22	22	32	24	31	35	36	6	3	20		
N	46	18	58	71	40	131	90	223	106	145	6	8	79				

Element		1	2	3	4	5	6	7	8	9	10	11	12			
Number of Days With Classified	Daily Max. Temp.	0.0	8	3										9	20	
		0.1 ~ 10.0	23	22	12	1							13	22	93	
		10.1 ~ 20.0		3	19	17	3				3	23	17		85	
		20.1 ~ 30.0				12	26	21	16	19	27	8				129
		30.1					2	9	15	12						38
	Daily Mean Temp.	- 5.0	14	2											13	29
		- 4.9 ~ 0.0	10	18	2								11	17	58	
		0.1 ~ 10.0	7	8	29	8						6	18	1	77	
		10.1 ~ 20.0				22	26	14		4	29	25	1		121	
		20.1					5	16	31	27	1				80	
	Daily Min. Temp.	- 15.0	7												2	9
		- 14.9 ~ - 5.0	20	25	15							1	16	28	105	
		- 4.9 ~ 0.0	4	3	14	4						2	8	1	36	
		0.1 ~ 10.0			2	26	20	8		1	11	18	6		92	
		10.1					11	22	31	30	19	10			123	
	Daily Precip.	0.1mm	2	6	7	8	5	5	17	14	5	7	3	2	81	
		10.0mm		2	1	5	1		9	5	2	1		1	27	
		30.0mm							5	1	2	1			9	
		80.0mm														
		100.0mm														
	Hourly Max. Precip.	1.0mm	1	5	7	7	2	1	17	12	3	5	1	1	62	
6.0mm					2	1		9	4	2	1		1	20		
10.0mm					1			7	2	2				12		
20.0mm								3						3		
30.0mm								3						3		
Daily Max. Wind Speed	0.5 ~ 3.3%										1			1		
	3.4 ~ 7.9%	18	11	24	10	22	18	24	28	27	25	16	11	234		
	8.0 ~ 13.8%	13	16	6	19	9	12	6	3	3	5	14	20	126		
	13.9%		1	1	1				1					4		
10 - Day Summary	Mean Temp. (0.1 )	1st	6	- 29	10	96	154	174	247	253	185	161	74	- 33		
		2nd	- 60	- 13	38	120	166	197	252	225	179	118	13	- 65		
		3rd	- 54	- 6	48	131	184	220	240	222	158	88	2	- 31		
	Mean Max. Temp. (0.1 )	1st	62	37	80	163	228	258	300	312	261	219	164	35		
		2nd	7	58	134	196	242	293	316	268	239	174	83	- 1		
		3rd	12	62	114	218	275	296	292	288	239	169	74	29		
	Mean Min. Temp. (0.1 )	1st	- 51	- 89	- 52	29	66	101	210	207	124	115	- 5	- 96		
		2nd	- 121	- 91	- 52	48	86	107	202	195	123	77	- 54	- 134		
		3rd	- 121	- 67	- 14	33	93	154	197	164	89	20	- 65	- 86		
	Mean Wind Speed (0.1%)	1st	13	18	17	15	15	16	11	10	8	9	13	14		
		2nd	17	18	10	19	16	14	13	11	12	9	15	18		
		3rd	17	14	12	17	13	11	8	11	7	12	12	16		
Total Precip. (0.1mm)	1st				280	135	60	1475	430	15	200					
	2nd		170	15	565	10		190	660	415	325					
	3rd	25	175	295	30	15	25	1245	300	340	5	40	115			

Element		1	2	3	4	5	6	7	8	9	10	11	12				
(0.1 )	Air Temp.	Mean	-28	-6	49	130	183	213	250	235	181	131	39	-35	112		
	Mean Max.	48	71	133	214	275	304	307	294	263	212	120	34	190			
	Mean Min.	-95	-83	-28	44	99	136	210	193	116	74	-31	-99	45			
	Highest	131	152	209	313	347	357	351	352	293	279	199	97	357			
	Date	8	16	30	30	29	23	14	6	25	9	2	23	06/23			
	Lowest	-177	-146	-76	-25	40	74	151	106	40	-49	-94	-177	-177			
	Date	24	11	3	3	2	11	27	31	30	31	19	14	12/14			
(0.1mm)	Precip.	00~24h Total	20	335	225	950	145	425	3375	2275	1005	525	15	100	9395		
		Highest. 1 Daily	10	125	115	285	75	245	920	530	755	220	10	95	920		
	Hourly	5	50	20	80	65	60	325	160	190	70	10	50	325			
	Date	30	19	31	5	24	6	3	10	11	2	26	24	07/03			
(0.1%)	Wind	Mean Speed	13	14	12	14	11	9	6	5	6	6	11	14	10		
		Highest Gust Speed	139	116	103	129	140	88	105	103	91	98	138	161	161		
		Dir.	W	W	W	NW	W	W	WSW	SSW	WNW	N	W	W	W		
(0.1%)	Wind Directions Only	Date	12	20	10	28	6	9	14	24	28	22	11	5	12/05		
		Hourly Occurrence Maximum Speed	14	10	21	11	8	16	5	9	11	22	8	9	22		
		NNE	11	13	27	22	12	14	11	13	10	29	8	19	29		
		NE	25	10	21	36	26	29	13	19	27	36	7	9	36		
		ENE	30	8	29	35	14	18	18	21	21	18	10	10	35		
		E	12	15	31	38	41	39	24	20	20	26	14	20	41		
		ESE	16	20	19	30	22	23	14	17	16	19	23	22	30		
		SE	18	22	22	22	19	14	14	13	16	17	20	14	22		
		SSE	16	17	18	17	23	23	19	16	17	17	16	17	23		
		S	20	30	25	36	31	38	24	32	19	19	21	20	38		
		SSW	26	43	48	60	45	39	26	35	32	23	34	32	60		
		SW	49	49	47	49	49	27	27	20	20	41	50	54	54		
		WSW	49	39	40	45	38	27	22	19	25	37	46	51	51		
		W	35	22	21	27	28	15	16	16	14	15	23	31	35		
		WNW	28	12	14	24	20	17		10		18	22	16	28		
		NW	7	11	18	10	7	15	6	9	9	11	10	9	18		
		NNW	12	6	22	17	15	11	6	9	16	16	14	11	22		
		N	347	244	272	261	296	381	535	564	532	540	325	280	382		
		(0.1%)	Hourly Occurrence Percentage	CALM	30	39	54	44	18	21	4	14	18	22	21	30	26
				NNE	23	46	63	54	22	52	20	35	28	58	36	32	39
NE	26			19	28	43	8	30	16	41	46	43	17	19	28		
ENE	19			18	24	31	20	27	14	31	24	36	14	28	24		
E	28			40	46	49	80	73	33	52	46	62	51	43	50		
ESE	20			19	26	31	46	30	19	23	39	20	22	26	27		
SE	16			19	16	14	26	35	38	15	33	17	38	9	23		
SSE	22			24	17	25	35	41	41	12	19	26	18	16	25		
S	26			31	39	39	94	73	97	67	42	34	49	32	52		
SSW	73			83	89	143	110	83	105	50	61	40	83	65	82		
SW	169			202	143	111	90	56	31	27	43	36	143	170	101		
WSW	165			189	128	121	109	52	30	33	40	31	154	201	104		
W	16			13	24	14	27	17	11	15	13	12	14	23	17		
WNW	11			4	8	10	11	10		7		4	10	8	7		
NW	1	3	9	4	5	14	3	3	6	12	1	8	6				
NNW	9	4	13	7	3	6	4	11	11	7	4	8	7				



Element		1	2	3	4	5	6	7	8	9	10	11	12		
Number of Days With Classified	Daily Max. Temp.	0.0	4	1										5	10
		0.1 ~ 10.0	25	21	7								12	26	91
		10.1 ~ 20.0	2	6	23	9		1			1	13	18		73
		20.1 ~ 30.0			1	20	25	11	14	15	29	18			133
		30.1				1	6	17	17	15					56
	Daily Mean Temp.	- 5.0	11	2										9	22
		- 4.9 ~ 0.0	11	14	2								6	19	52
		0.1 ~ 10.0	9	12	29	3						5	21	3	82
		10.1 ~ 20.0				27	22	10		3	26	26	3		117
		20.1					9	19	31	27	4				90
	Daily Min. Temp.	- 15.0	6											4	10
		- 14.9 ~ - 5.0	18	23	8								10	22	81
		- 4.9 ~ 0.0	7	5	17	3						3	15	5	55
		0.1 ~ 10.0			6	26	16	6			5	17	5		81
		10.1				1	15	23	31	30	25	11			136
	Daily Precip.	0.1mm	3	4	4	6	5	6	18	17	6	7	2	2	80
		10.0mm		2	1	4		1	11	8	2	3			32
		30.0mm							3	1	1				5
		80.0mm							1						1
		100.0mm													
Hourly Max. Precip.	1.0mm		4	4	6	3	5	16	16	6	4	1	1	66	
	6.0mm				2	1	1	12	10	1	1			28	
	10.0mm							7	5	1				13	
	20.0mm							2						2	
	30.0mm							1						1	
Daily Max. Wind Speed	0.5 ~ 3.3%	2	1	1			1	4	6	3	5	2	4	29	
	3.4 ~ 7.9%	18	15	20	13	22	26	25	23	26	24	15	13	240	
	8.0 ~ 13.8%	10	12	10	17	8	2	2	1	1	2	13	12	90	
	13.9%	1				1							2	4	
10 - Day Summary	Mean Temp.	1st	13	- 19	28	111	172	187	247	259	194	168	82	- 25	
		2nd	- 47	- 4	58	132	177	211	255	227	181	131	23	- 63	
		3rd	- 49	9	60	146	199	239	248	224	168	97	13	- 19	
	Mean Max. Temp.	1st	87	57	102	196	263	269	298	317	272	240	178	44	
		2nd	28	77	162	206	267	310	323	275	263	202	91	6	
		3rd	30	83	136	241	292	329	300	293	253	196	90	50	
	Mean Min. Temp.	1st	- 49	- 88	- 41	30	82	111	213	212	130	121	1	- 83	
		2nd	- 110	- 96	- 40	59	100	122	207	198	119	82	- 44	- 139	
		3rd	- 125	- 61	- 5	44	112	171	209	173	98	23	- 49	- 77	
	Mean Wind Speed	1st	11	16	18	12	12	10	7	4	5	6	9	13	
		2nd	16	15	10	16	11	9	7	4	7	5	15	15	
		3rd	12	12	9	14	10	9	4	7	6	8	10	15	
	Total Precip.	1st				470	45	320	1800	795	15	410	5		
		2nd	5	210		480	25	15	575	845	780	115			
		3rd	15	125	225		75	90	1000	635	210		10	100	

Element		1	2	3	4	5	6	7	8	9	10	11	12					
(0.1 )	Air Temp.	Mean	-22	-7	45	126	176	204	241	229	179	131	45	-31	110			
	Mean Max.	27	48	104	189	244	270	282	275	241	191	100	13	165				
	Mean Min.	-67	-56	-12	61	113	142	210	194	127	86	-3	-75	60				
	Highest	115	136	184	279	302	327	325	346	279	262	189	84	346				
	Date	8	16	30	30	29	18	14	5	9	9	7	23	08/05				
	Lowest	-130	-106	-67	11	59	86	147	140	65	8	-78	-136	-136				
	Date	23	11	8	2	2	12	27	27	30	31	25	12	12/12				
(0.1mm)	Precip.	00~24h Total	45	450	225	945	245	705	5550	2735	1165	190	120	205	12580			
		Highest. 1	Daily	20	180	95	285	135	305	885	505	665	90	55	140	885		
	Date	29	22	25	5	9	6	16	9	11	12	26	24	07/16				
	Hourly	10	55	25	70	75	120	585	170	240	35	30	65	585				
Date	27	19	31	5	9	25	31	24	11	12	26	24	07/31					
(0.1%)	Wind	Mean Speed	29	29	22	26	24	19	15	15	15	15	26	29	22			
		Highest Gust Speed	132	133	129	153	143	99	112	105	110	122	130	140	153			
		Dir.	WNW	NNW	NW	NW	W	W	NW	NW	N	WNW	W	NW	NW			
Date	22	20	9	28	14	9	14	24	19	29	14	26	04/28					
(0.1%)	Wind Directions Only	Hourly Occurrence Maximum Speed	NNE		8	5	29	8	11	29	23	6	9	10	6	29		
			NE	11	14	25	41	31	8	27	17	11	13	9	9	41		
			ENE	15	20	16	27	12	33	29	31	22	24	12	16	33		
			E	32	25	27	41	27	38	39	35	42	32	18	20	42		
			ESE	25	23	28	42	38	39	38	32	44	36	15	24	44		
			SE	31	23	26	44	36	33	39	33	38	29	26	29	44		
			SSE	38	20	30	54	34	36	28	32	31	37	20	26	54		
			S	34	27	33	39	36	34	16	25	35	28	29	32	39		
			SSW	24	37	43	44	38	34	29	26	32	31	29	25	44		
			SW	19	28	28	25	37	35	33	37	28	33	25	36	37		
			WSW	58	39	50	37	59	38	36	32	38	35	62	66	66		
			W	71	73	71	70	80	61	52	52	56	62	72	85	85		
			WNW	68	65	68	72	70	61	47	45	54	47	65	72	72		
			NW	71	69	74	66	54	39	45	48	47	46	61	66	74		
			NNW	54	52	39	54	53	36	42	48	41	29	51	30	54		
			N	10	9	12	28	9	30	22	23	26	12	29	8	30		
			(0.1%)	Hourly Occurrence Percentage	CALM	105	109	148	125	173	188	244	211	299	309	99	134	179
					NNE		3	3	3	4	7	19	15	3	5	4	4	6
					NE	8	6	8	14	9	8	15	15	11	11	8	9	10
					ENE	8	7	12	11	13	17	56	47	19	27	11	9	20
E	22	25			47	60	32	75	84	133	44	69	25	9	52			
ESE	24	19			47	43	27	51	54	86	51	67	11	19	42			
SE	30	21			35	56	40	58	54	78	53	56	38	20	45			
SSE	24	12			22	26	20	51	38	54	47	46	28	17	32			
S	16	13			19	17	23	32	16	26	33	28	17	12	21			
SSW	12	9			12	22	26	29	27	31	25	28	15	16	21			
SW	5	13			16	13	19	28	33	30	29	17	14	15	19			
WSW	32	33			36	17	35	25	27	26	38	32	44	34	32			
W	276	275			247	197	273	190	127	103	140	141	293	286	212			
WNW	323	302			216	256	198	158	104	85	131	103	261	308	203			
NW	101	140	114	111	94	58	79	43	53	50	103	97	87					
NNW	11	7	15	18	12	15	12	11	14	7	21	7	12					
N	4	4	3	13	1	8	10	8	10	3	8	3	6					

Element		1	2	3	4	5	6	7	8	9	10	11	12		
Number of Days With Classified	Daily Max. Temp.	0.0	9	3										11	23
		0.1 ~ 10.0	21	21	13	1							15	20	91
		10.1 ~ 20.0	1	4	18	18	5	2				3	20	15	86
		20.1 ~ 30.0				11	25	21	21	24	27	11			140
		30.1					1	7	9	7					24
	Daily Mean Temp.	-5.0	10	3										10	23
		-4.9 ~ 0.0	11	12	3								7	16	49
		0.1 ~ 10.0	10	13	27	3						4	18	5	80
		10.1 ~ 20.0			1	27	24	13		3	26	27	5		126
		20.1					7	17	30	28	4				86
	Daily Min. Temp.	-15.0	20	16	5								4	22	67
		-14.9 ~ -5.0	10	12	14								13	9	58
		-4.9 ~ 0.0	1		12	27	12	6			3	20	13		94
		0.1 ~ 10.0				3	19	24	30	31	27	11			145
		10.1													
	Daily Precip.	0.1mm	4	5	6	6	6	5	20	17	6	5	5	5	90
		10.0mm		3		4	1	3	14	11	3			1	40
		30.0mm						1	7	2	1				11
		80.0mm							2						2
		100.0mm													
	Hourly Max. Precip.	1.0mm	2	5	4	6	4	5	18	16	6	3	5	3	77
6.0mm					3	1	2	13	10	3			1	33	
10.0mm							2	11	5	2				20	
20.0mm								7		1				8	
30.0mm								3						3	
Daily Max. Wind Speed	0.5 ~ 3.3%			1				1			1			3	
	3.4 ~ 7.9%	11	9	19	8	15	21	24	27	25	25	8	7	199	
	8.0 ~ 13.8%	20	19	11	21	15	9	5	4	5	5	22	22	158	
	13.9%				1	1							2	4	
10 - Day Summary	Mean Temp. (0.1 )	1st	22	-20	18	111	163	178	239	251	191	164	97	-22	
		2nd	-44	-3	60	125	169	207	245	221	179	125	21	-60	
		3rd	-43	5	56	143	193	228	239	218	167	106	16	-13	
	Mean Max. Temp. (0.1 )	1st	68	28	73	167	228	240	276	300	253	219	158	23	
		2nd	3	56	134	187	234	280	293	256	237	179	75	-9	
		3rd	11	63	106	214	266	291	278	270	233	177	67	25	
	Mean Min. Temp. (0.1 )	1st	-20	-59	-34	56	98	118	211	212	141	128	42	-65	
		2nd	-86	-63	-9	68	113	134	214	195	128	82	-22	-113	
		3rd	-93	-45	5	59	127	174	207	175	111	51	-30	-50	
	Mean Wind Speed (0.1%)	1st	24	35	31	24	23	24	15	12	13	11	26	25	
		2nd	32	30	17	29	28	20	19	12	18	15	30	31	
		3rd	30	22	20	24	21	15	11	20	13	18	24	31	
Total Precip. (0.1mm)	1st			5	510	165	520	2630	750	25	65	25	55		
	2nd	10	270	15	435	35		1460	935	880	125	20	5		
	3rd	35	180	205		45	185	1460	1050	260		75	145		

Element		1	2	3	4	5	6	7	8	9	10	11	12			
(0.1 )	Air Temp.	Mean	-21	-1	49	129	184	214	256	243	187	136	42	-29	116	
		Mean Max.	47	71	128	209	267	300	312	305	264	207	121	40	189	
		Mean Min.	-84	-73	-20	50	102	141	214	199	127	88	-29	-90	52	
		Highest	121	139	199	303	339	366	360	381	298	273	202	103	381	
		Date	8	16	30	30	29	18	14	6	25	10	2	3	08/06	
		Lowest	-157	-121	-68	-10	37	72	152	121	49	-37	-90	-162	-162	
		Date	25	11	8	3	2	4	27	31	30	31	19	14	12/14	
(0.1mm)	Precip.	00~24h Total	25	240	265	845	165	330	3005	1525	915	655		100	8070	
		Highest. 1	Daily	10	155	160	275	95	215	965	345	430	330		95	965
			Date	30	22	25	17	9	25	28	10	11	12		24	07/28
			Hourly	5	30	30	75	50	180	405	155	125	90		55	405
(0.1%)	Wind	Date	30	20	26	17	9	25	28	23	11	12		24	07/28	
		Mean Speed	16	18	16	18	18	16	11	10	10	9	14	18	15	
(0.1%)	Wind	Highest Gust Speed	128	160	140	143	137	150	130	140	142	124	138	158	160	
		Dir.	NW	WNW	WNW	SW	WSW	NW	NW	WSW	NNE	ENE	NW	NW	WNW	
(0.1%)	Wind	Date	13	20	9	14	25	1	17	23	19	22	15	11	02/20	
		Hourly Occurrence Maximum Speed	26	25	40	25	40	71	31	27	67	51	31	25	71	
(0.1%)	Wind Directions Only	NNE	19	18	39	17	23	44	13	21	23	21	14	11	44	
		NE	10	14	30	19	20	18	11	13	25	24	9	10	30	
		ENE	12	10	57	43	40	33	18	17	23	28	6	15	57	
		E	25	35	53	50	44	52	31	34	35	30	13	14	53	
		ESE	15	13	32	31	24	37	21	22	27	27	14	17	37	
		SE	13	13	18	27	21	33	18	32	24	16	11	14	33	
		SSE	17	18	21	39	23	33	43	19	29	20	25	18	43	
		S	19	21	32	50	42	36	25	28	16	11	34	11	50	
		SSW	28	34	34	60	39	37	41	20	36	28	22	13	60	
		SW	41	46	47	50	57	39	33	33	33	23	45	40	57	
		WSW	47	46	77	54	57	57	64	41	30	34	41	43	77	
		W	59	70	71	68	68	51	41	31	43	54	72	77	77	
		WNW	68	87	60	65	70	49	40	31	43	58	62	71	87	
		NW	60	59	53	53	46	46	43	23	42	35	36	54	60	
		NNW	33	29	31	36	42	40	27	25	28	42	43	28	43	
		N	230	210	203	138	106	121	259	234	256	336	299	265	222	
		(0.1%)	Wind Directions Only	Hourly Occurrence Percentage	40	48	58	46	62	61	62	69	64	62	56	35
NNE	18			19	23	22	24	28	22	20	24	19	14	8	20	
NE	11			10	17	11	13	17	9	14	15	12	6	4	12	
ENE	15			13	32	21	22	21	13	29	24	31	11	5	20	
E	32			42	93	101	129	178	81	135	125	105	35	28	90	
ESE	57			48	69	69	94	92	71	95	89	83	41	35	70	
SE	35			30	44	64	73	79	42	54	53	47	14	26	47	
SSE	42			52	50	81	65	90	78	64	88	67	57	30	63	
S	24			28	32	38	28	36	27	41	21	28	18	16	28	
SSW	12			7	24	38	15	26	26	10	21	8	18	5	18	
SW	47			40	43	56	75	33	48	26	17	16	36	43	40	
WSW	69			83	67	79	83	40	66	57	24	22	56	77	60	
W	167			165	97	99	71	44	46	31	35	28	136	207	93	
WNW	93			132	71	72	93	46	42	39	39	46	98	142	76	
NW	54			30	42	32	24	46	55	31	45	44	43	31	40	
NNW	54			42	35	35	23	42	54	50	63	44	62	43	45	

Element		1	2	3	4	5	6	7	8	9	10	11	12			
Number of Days With Classified	Daily Max. Temp.	0.0	3	1										3	7	
		0.1 ~ 10.0	26	20	7								11	27	91	
		10.1 ~ 20.0	2	7	24	12	2					1	14	18	1	81
		20.1 ~ 30.0				17	23	16	9	14	29	17	1			126
		30.1				1	6	14	22	16						59
	Daily Mean Temp.	- 5.0	7	1											7	15
		- 4.9 ~ 0.0	13	15	2								3	18	51	
		0.1 ~ 10.0	11	12	29	3						4	22	6	87	
		10.1 ~ 20.0				27	22	11		2	23	27	4		116	
		20.1					9	19	31	28	7				94	
	Daily Min. Temp.	- 15.0	2												1	3
		- 14.9 ~ - 5.0	20	24	3								10	26	83	
		- 4.9 ~ 0.0	8	3	23	2						2	14	4	56	
		0.1 ~ 10.0	1	1	5	28	14	5			3	19	6		82	
		10.1					17	25	31	30	27	10			140	
	Daily Precip.	0.1mm	3	4	5	7	3	4	19	15	6	5		2	73	
		10.0mm		1	1	3		1	7	5	2	2			22	
		30.0mm							2	1	2	1			6	
		80.0mm							1						1	
		100.0mm														
	Hourly Max. Precip.	1.0mm		2	5	7	2	3	16	15	4	5		1	60	
6.0mm					1		1	8	6	3	3			22		
10.0mm							1	5	3	1				10		
20.0mm								2						2		
30.0mm								1						1		
Daily Max. Wind Speed	0.5 ~ 3.3%	1									1			2		
	3.4 ~ 7.9%	17	11	19	7	18	16	22	26	27	26	18	12	219		
	8.0 ~ 13.8%	13	16	11	22	13	13	9	3	2	4	12	18	136		
	13.9%		1	1	1		1		1	1			1	7		
10 - Day Summary	Mean Temp. (0.1 )	1st	16	- 13	29	112	171	189	255	266	199	173	84	- 18		
		2nd	- 41	2	55	132	179	214	262	233	189	132	25	- 51		
		3rd	- 37	9	62	144	200	240	251	232	173	105	15	- 18		
	Mean Max. Temp. (0.1 )	1st	84	57	100	187	250	270	309	330	278	234	179	54		
		2nd	26	78	152	207	260	313	324	283	258	196	95	17		
		3rd	32	81	131	234	288	318	303	300	258	193	90	50		
	Mean Min. Temp. (0.1 )	1st	- 39	- 77	- 37	38	87	122	220	219	140	133	8	- 78		
		2nd	- 103	- 83	- 28	63	105	127	213	204	133	93	- 45	- 119		
		3rd	- 108	- 56	3	50	114	174	210	178	107	42	- 50	- 76		
	Mean Wind Speed (0.1%)	1st	13	20	22	16	18	19	12	10	10	9	12	17		
		2nd	18	19	12	19	19	16	13	9	11	8	17	21		
		3rd	17	15	13	19	17	13	10	12	10	12	13	17		
Total Precip. (0.1mm)	1st				245	100	105	915	450	15	290		5			
	2nd		85		565			460	720	520	365					
	3rd	25	155	265	35	65	225	1630	355	380			95			

Element		1	2	3	4	5	6	7	8	9	10	11	12					
(0.1 )	Air Temp.	Mean	5	28	75	152	199	228	275	258	206	151	67	- 6	137			
		Mean Max.	73	97	148	224	278	311	338	316	274	213	142	57	206			
		Mean Min.	- 55	- 40	11	80	121	162	229	214	146	105	0	- 66	76			
		Highest	141	169	213	313	368	375	393	378	322	291	217	129	393			
		Date	2	16	30	30	29	19	13	6	9	9	8	3	07/13			
		Lowest	- 120	- 82	- 36	14	59	96	174	133	64	- 15	- 58	- 131	- 131			
		Date	15	2	11	2	3	4	27	31	30	31	25	14	12/14			
(0.1mm)	Precip.	00~24h Total	10	285	405	760	255	195	1285	1575	995	625		120	6510			
		Highest. 1	Daily	5	200	185	195	160	65	450	740	515	280		120	740		
			Date	22	22	25	11	9	25	29	14	27	12		24	08/14		
			Hourly	5	40	25	85	80	40	270	145	180	100		85	270		
(0.1%)	Wind	Date	22	22	25	26	9	25	29	14	11	2		24	07/29			
		Mean Speed	14	17	17	20	18	19	18	17	15	14	14	18	17			
		Highest Gust Speed	150	140	149	161	164	119	199	146	117	170	140	161	199			
(0.1%)	Wind Directions Only	Dir.	WNW	NW	W	SW	NW	ENE	NW	S	E	NE	W	WNW	NW			
		Date	20	20	9	14	7	11	17	21	16	22	11	11	07/17			
		Hourly Occurrence Maximum Speed	NNE	19	28	38	41	27	31	26	32	46	37	32	29	46		
			NE	30	26	46	45	44	42	31	34	48	55	37	25	55		
			ENE	25	35	37	45	40	49	40	44	50	76	36	28	76		
			E	39	39	47	62	50	50	45	47	59	78	23	22	78		
			ESE	27	49	56	50	42	49	44	37	57	45	25	20	57		
			SE	17	18	31	25	42	34	20	24	41	31	17	32	42		
			SSE	18	17	24	16	19	23	22	14	13	15	21	18	24		
			S	19	17	24	20	17	20	17	21	17	15	21	20	24		
			SSW	18	27	29	48	33	33	33	33	19	19	21	26	48		
			SW	25	22	39	34	30	31	29	22	26	21	28	28	39		
			WSW	45	77	55	87	62	46	65	59	34	34	64	40	87		
			W	58	52	63	53	62	53	39	54	32	24	58	51	63		
			WNW	71	59	49	51	69	44	36	42	37	38	54	68	71		
			NW	52	66	44	38	52	41	70	27	26	50	66	62	70		
			NNW	45	76	40	42	41	27	52	25	25	33	52	48	76		
			N	20	23	40	19	27	45	21	21	27	23	38	34	45		
			(0.1%)	Hourly Occurrence Percentage	CALM	257	209	151	71	124	72	114	83	158	199	229	114	148
					NNE	28	27	47	50	31	54	40	94	61	90	21	19	47
NE	54	46			99	79	90	132	90	184	153	165	60	42	100			
ENE	46	58			87	51	59	111	79	156	94	117	32	65	80			
E	20	25			42	49	48	78	43	82	75	75	11	11	47			
ESE	20	12			38	38	27	46	28	47	61	59	14	24	35			
SE	16	21			9	15	12	35	5	13	29	13	21	11	17			
SSE	7	18			16	8	7	19	9	4	11	17	14	15	12			
S	24	30			23	22	22	25	15	13	24	19	25	28	22			
SSW	30	31			47	58	44	49	31	24	39	23	38	38	38			
SW	40	19			32	42	52	51	35	19	38	23	65	42	38			
WSW	86	72			86	179	160	114	250	82	51	47	118	102	113			
W	92	73			87	114	110	60	103	38	46	5	108	133	81			
WNW	131	155			98	86	94	49	54	28	38	22	100	188	86			
NW	67	104			69	54	58	32	39	34	46	31	88	108	60			
NNW	55	70			44	56	39	44	46	47	49	58	40	43	49			
N	26	30			24	28	23	29	17	51	28	36	17	19	27			

Element		1	2	3	4	5	6	7	8	9	10	11	12			
Number of Days With Classified	Daily Max. Temp.	0.0	2											1	3	
		0.1 ~ 10.0	23	15	4								7	28	77	
		10.1 ~ 20.0	6	13	24	9	2					12	19	2	87	
		20.1 ~ 30.0			3	19	20	14	4	9	27	19	4		119	
		30.1				2	9	16	27	22	3				79	
	Daily Mean Temp.	-5.0													2	2
		-4.9 ~ 0.0	14	5										17	36	
		0.1 ~ 10.0	17	23	28	2						2	24	12	108	
		10.1 ~ 20.0			3	25	18	6			6	26	6		90	
		20.1				3	13	24	31	31	24	3			129	
	Daily Min. Temp.	-15.0														
		-14.9 ~ -5.0	16	13									1	24	54	
		-4.9 ~ 0.0	14	14	14							1	16	7	66	
		0.1 ~ 10.0	1	1	17	23	7	1			2	14	13		79	
		10.1				7	24	29	31	31	28	16			166	
	Daily Precip.	0.1mm	2	4	7	9	2	6	13	12	5	5		1	66	
		10.0mm		1	1	4	1		4	3	2	2		1	19	
		30.0mm							1	1	2				4	
		80.0mm														
		100.0mm														
Hourly Max. Precip.	1.0mm		2	6	7	2	6	12	12	3	5		1	56		
	6.0mm				3	1		5	4	2	1		1	17		
	10.0mm							3	1	1	1			6		
	20.0mm							1						1		
	30.0mm															
Daily Max. Wind Speed	0.5 ~ 3.3%	2									1		1	4		
	3.4 ~ 7.9%	17	8	15	7	14	12	15	21	25	21	14	11	180		
	8.0 ~ 13.8%	9	19	15	22	15	18	14	8	5	8	15	17	165		
	13.9%	3	1	1	1	2		2	2		1	1	2	16		
10 - Day Summary	Mean Temp.	1st	40	16	55	134	178	208	275	278	213	184	106	4		
		2nd	-14	33	83	158	197	228	286	247	211	151	50	-28		
		3rd	-8	37	88	165	218	248	264	251	193	123	46	4		
	Mean Max. Temp.	1st	105	84	122	198	254	289	334	338	286	238	193	72		
		2nd	56	104	171	229	270	317	359	295	266	204	115	31		
		3rd	58	104	151	246	308	326	323	316	271	200	117	67		
	Mean Min. Temp.	1st	-18	-45	-7	72	104	140	239	235	155	147	30	-54		
		2nd	-72	-47	1	92	123	158	229	217	157	112	-10	-91		
		3rd	-73	-26	36	77	134	187	219	194	128	62	-18	-53		
	Mean Wind Speed	1st	13	17	21	21	19	21	23	18	13	13	12	17		
		2nd	17	19	14	22	18	20	16	17	19	14	16	19		
		3rd	13	14	16	19	17	17	15	16	13	17	15	17		
	Total Precip.	1st		5	35	215	255	20	255	425	75	315				
		2nd	5	80	50	455		75	115	995	405	280				
		3rd	5	200	320	90		100	915	155	515	30		120		

Element		1	2	3	4	5	6	7	8	9	10	11	12					
(0.1 )	Air Temp.	Mean	- 11	8	51	127	178	205	255	241	191	142	56	- 15	119			
		Mean Max.	56	79	132	211	264	290	317	304	267	212	142	54	194			
		Mean Min.	- 73	- 59	- 21	45	90	130	208	194	124	87	- 18	- 81	52			
		Highest	128	158	196	308	347	354	371	360	309	292	216	132	371			
		Date	8	16	30	30	29	19	13	6	9	9	8	3	07/13			
		Lowest	- 128	- 101	- 67	- 16	25	64	139	112	39	- 32	- 81	- 150	- 150			
		Date	26	11	11	2	3	4	27	31	30	31	25	14	12/14			
(0.1mm)	Precip.	00~24h Total	60	275	345	775	235	230	1985	1455	950	540	5	105	6960			
		Highest. 1	Daily	40	170	140	230	145	120	840	685	460	270	5	105	840		
			Date	20	22	25	11	9	25	14	14	27	12	24	24	07/14		
			Hourly	25	35	20	55	75	60	510	145	120	50	5	75	510		
(0.1mm)		Date	20	22	26	17	9	25	14	14	11	12	24	24	07/14			
(0.1%)	Wind	Mean Speed	18	21	15	18	16	18	14	12	14	13	16	19	16			
		Highest Gust Speed	148	157	141	149	134	139	116	116	110	148	152	162	162			
		* Dir.	NNW	NW	NNW	W	NNW	N	N	SSE	NW	NNE	N	N	N			
(0.1%)		Date	20	20	6	19	7	1	14	21	17	22	11	5	12/05			
(0.1%)	Wind Directions Only	Hourly Occurrence Maximum Speed	NNE	32	16	37	57	21	16	40	28	48	73	11	17	73		
			NE	10	33	38	48	37	28	19	21	47	66	6	14	66		
			ENE	8		23	34	19	30	25	37	50	33	13	5	50		
			E	11	23	48	47	49	50	37	41	50	39	6	10	50		
			ESE	26	47	54	60	55	57	46	35	49	44	11	12	60		
			SE	19	22	40	48	56	47	46	41	43	40	21	14	56		
			SSE	24	36	44	46	39	44	31	48	32	29	26	30	48		
			S	26	39	39	75	53	55	72	57	28	34	39	31	75		
			SSW	25	51	44	78	56	45	54	51	29	28	58	32	78		
			SW	48	40	44	46	50	40	42	39	27	25	35	35	50		
			WSW	46	35	36	39	39	40	29	24	27	37	33	35	46		
			W	25	28	28	41	27	31	26	23	36	19	30	36	41		
			WNW	29	26	35	45	32	34	16	17	30	28	40	42	45		
			NW	48	46	38	37	38	38	26	28	40	36	37	44	48		
			NNW	64	73	60	53	50	49	42	41	49	62	68	74	74		
			N	46	55	49	43	40	64	43	29	49	60	45	44	64		
			(0.1%)	Hourly Occurrence Percentage	CALM	186	146	246	169	185	221	208	216	243	282	183	140	203
					NNE	7	12	26	18	19	17	27	31	35	58	7	8	22
					NE	7	4	13	7	12	8	16	17	24	26	1	4	12
					ENE	3		16	10	8	11	9	16	28	19	4	1	11
					E	1	3	20	15	17	43	13	34	40	35	1	4	19
					ESE	11	18	32	36	63	113	38	65	42	43	4	8	39
					SE	13	16	31	39	43	83	50	69	43	36	13	15	38
					SSE	26	27	28	38	54	76	56	46	31	31	25	28	39
S	27	24			60	76	47	79	103	59	54	42	54	26	54			
SSW	31	27			31	51	55	49	46	47	43	35	49	34	41			
SW	32	27			27	49	66	29	36	47	25	22	40	39	37			
WSW	46	27			55	54	75	29	31	39	24	35	43	54	43			
W	53	34			38	39	30	14	17	34	38	19	43	46	34			
WNW	54	42			26	42	40	18	9	28	36	24	38	62	35			
NW	101	128			51	68	66	38	44	62	58	57	92	103	72			
NNW	349	422			226	225	155	113	204	121	156	136	335	370	233			
N	54	43	74	64	65	60	90	70	82	101	68	59	69					



Element		1	2	3	4	5	6	7	8	9	10	11	12			
Number of Days With Classified	Daily Max. Temp.	0.0	4	1										1	6	
		0.1 ~ 10.0	24	18	6								8	28	84	
		10.1 ~ 20.0	3	9	25	12	3					1	11	16	2	82
		20.1 ~ 30.0				17	20	16	10	15	27	20	6			131
		30.1				1	8	14	21	16	2					62
	Daily Mean Temp.	-5.0	3	1										3	7	
		-4.9 ~ 0.0	17	11	1								1	20	50	
		0.1 ~ 10.0	11	16	30	4						4	23	8	96	
		10.1 ~ 20.0				26	24	12		2	20	26	6		116	
		20.1					7	18	31	29	10	1			96	
	Daily Min. Temp.	-15.0												1	1	
		-14.9 ~ -5.0	21	19	5								6	25	76	
		-4.9 ~ 0.0	9	8	20	2						1	14	5	59	
		0.1 ~ 10.0	1	1	6	27	16	7			4	18	10		90	
		10.1				1	15	23	31	31	26	12			139	
	Daily Precip.	0.1mm	5	4	6	7	5	6	15	13	4	5	1	1	72	
		10.0mm		1	1	4	1	1	6	3	2	2		1	22	
		30.0mm							1	2	2				5	
		80.0mm							1						1	
		100.0mm														
Hourly Max. Precip.	1.0mm	1	4	5	6	3	6	13	11	3	4		1	57		
	6.0mm					1	1	6	3	2			1	14		
	10.0mm							4	2	2				8		
	20.0mm							1						1		
	30.0mm							1						1		
Daily Max. Wind Speed	0.5 ~ 3.3%							2	1		1			4		
	3.4 ~ 7.9%	14	9	13	8	16	12	21	27	23	22	12	8	185		
	8.0 ~ 13.8%	15	16	17	21	15	17	8	3	7	7	17	20	163		
	13.9%	2	3	1	1		1				1	1	3	13		
10 - Day Summary	Mean Temp. (0.1 )	1st	25	0	33	109	161	182	256	258	200	176	98	-7		
		2nd	-30	12	57	133	178	204	265	233	197	141	39	-38		
		3rd	-27	13	63	138	194	227	246	233	177	113	32	-2		
	Mean Max. Temp. (0.1 )	1st	91	66	107	186	242	270	314	319	278	238	196	70		
		2nd	42	85	157	212	256	296	335	284	263	203	116	30		
		3rd	39	87	132	233	291	304	304	308	261	198	114	62		
	Mean Min. Temp. (0.1 )	1st	-34	-57	-35	35	72	110	216	212	134	127	18	-76		
		2nd	-89	-69	-33	58	96	116	209	201	134	97	-35	-106		
		3rd	-93	-51	3	42	101	164	199	173	103	42	-39	-64		
	Mean Wind Speed (0.1%)	1st	15	24	19	18	17	20	17	13	13	10	15	17		
		2nd	21	22	14	19	17	18	15	11	18	12	18	20		
		3rd	18	18	13	19	16	16	10	14	12	16	15	19		
Total Precip. (0.1mm)	1st				325	220	85	225	410	30	265					
	2nd	45	105	45	450	10	15	900	955	460	275					
	3rd	15	170	300		5	130	860	90	460		5	105			

Element		1	2	3	4	5	6	7	8	9	10	11	12				
(0.1 )	Air Temp.	Mean	- 10	13	52	131	180	209	263	242	188	142	54	- 15	121		
		Mean Max.	57	80	126	202	258	278	318	296	254	205	141	54	189		
		Mean Min.	- 76	- 59	- 17	54	98	148	218	201	134	94	- 26	- 80	57		
		Highest	116	148	192	287	342	346	365	351	291	286	206	128	365		
		Date	2	16	30	30	29	19	22	6	9	10	2	3	07/22		
		Lowest	- 155	- 112	- 73	- 17	25	81	160	115	53	- 43	- 80	- 160	- 160		
		Date	25	13	11	3	2	5	27	31	30	31	21	14	12/14		
(0.1mm)	Precip.	00~24h Total	25	290	290	710	315	175	1205	1335	1185	495		115	6140		
		Highest. 1	Daily	15	185	80	190	185	145	245	560	490	260		115	560	
			Date	29	22	20	11	9	25	22	14	11	12		24	08/14	
			Hourly	10	45	35	60	75	75	225	210	190	40		80	225	
(0.1%)	Wind	Date	29	22	2	22	9	25	22	14	11	2		24	07/22		
		Mean Speed	25	31	21	25	22	22	20	16	15	15	22	30	22		
		Highest Gust Speed	142	148	137	135	157	97	141	117	119	131	174	156	174		
		* Dir.	W	W	WNW	W	W	SW	W	W	ESE	E	W	W	W		
(0.1%)	Wind Directions Only	Date	22	20	27	6	7	10	24	24	15	22	11	26	11/11		
		Hourly Occurrence Maximum Speed	22	11	37	27	23	43	64	26	25	24	11	13	64		
		NNE	26	17	40	43	32	27	25	34	47	47	6	9	47		
		NE	39	37	48	69	49	53	45	46	69	58	43	7	69		
		ENE	44	54	53	72	61	64	51	50	75	65	19	17	75		
		E	38	59	71	55	67	71	55	53	60	59	18	12	71		
		ESE	16	16	42	25	45	50	25	62	47	42	16	14	62		
		SE	14	12	35	15	16	48	12	14	26	13	14	7	48		
		SSE	15	14	6	16	18	15	20	11	13	7	11		20		
		S	6	26	16	31	21	17	22	12	25	10	5	26	31		
		SSW	42	66	62	74	67	54	68	67	59	24	65	58	74		
		SW	63	77	72	77	73	57	73	65	58	33	91	65	91		
		WSW	96	99	92	80	106	58	80	51	58	68	99	100	106		
		W	81	80	77	62	79	53	43	39	40	65	75	88	88		
		WNW	30	32	31	38	38	33	34	27	21	22	25	25	38		
		NW	20	30	22	32	31	19	62	27	20	36	17	19	62		
		NNW	22	29	44	28	28	32	49	23	25	38	42	9	49		
		N	247	179	295	188	168	140	200	212	292	321	317	211	231		
		(0.1%)	Hourly Occurrence Percentage	CALM	7	6	11	18	43	85	19	34	28	32	4	4	24
				NNE	9	6	30	8	22	42	12	39	26	47	3	7	21
NE	31			16	36	32	38	78	47	72	101	124	17	3	50		
ENE	70			43	113	124	97	164	85	143	104	124	65	56	99		
E	48			25	55	60	59	113	81	136	57	46	33	32	62		
ESE	12			7	13	22	17	50	14	30	19	20	14	8	19		
SE	7			9	7	7	11	13	11	16	14	9	8	4	10		
SSE	7			6	3	10	13	8	7	10	8	3	3		6		
S	4			7	5	14	8	4	8	4	10	4	1	5	6		
SSW	17			21	16	40	31	15	34	21	19	7	17	20	22		
SW	82			73	55	132	83	54	134	69	49	38	88	90	79		
WSW	313			423	210	171	156	88	185	83	121	85	258	405	208		
W	109			135	112	122	148	61	111	63	63	54	128	125	103		
WNW	16			27	13	25	32	15	26	14	17	24	22	17	21		
NW	12	10	13	14	27	8	7	19	10	13	10	5	12				
NNW	8	6	11	14	47	63	18	34	63	50	13	7	28				

Element		1	2	3	4	5	6	7	8	9	10	11	12			
Number of Days With Classified	Daily Max. Temp.	0.0	3	1										2	6	
		0.1 ~ 10.0	24	18	7	1							7	26	83	
		10.1 ~ 20.0	4	9	24	14	3	1			1	16	18	3	93	
		20.1 ~ 30.0				15	24	23	6	16	29	15	5		133	
		30.1					4	6	24	11					45	
	Daily Mean Temp.	- 5.0	7												3	10
		- 4.9 ~ 0.0	11	10											19	40
		0.1 ~ 10.0	13	18	30	4						3	27	9	104	
		10.1 ~ 20.0			1	25	24	9		2	21	28	3		113	
		20.1				1	7	21	29	24	9				91	
	Daily Min. Temp.	- 15.0	2												1	3
		- 14.9 ~ - 5.0	19	18	3								7	24	71	
		- 4.9 ~ 0.0	9	8	20	3						2	18	6	66	
		0.1 ~ 10.0	1	2	8	25	16	2			4	16	5		79	
		10.1				2	15	28	30	27	26	13			141	
	Daily Precip.	0.1mm	3	5	8	9	6	4	14	11	8	5		1	74	
		10.0mm		1		3	1	1	7	4	4	2		1	24	
		30.0mm								1	2				3	
		80.0mm														
		100.0mm														
Hourly Max. Precip.	1.0mm	1	5	7	7	5	2	10	8	7	4		1	57		
	6.0mm				2	1	1	6	4	2			1	17		
	10.0mm							4	3	1				8		
	20.0mm							1	2					3		
	30.0mm															
Daily Max. Wind Speed	0.5 ~ 3.3%	1									1			2		
	3.4 ~ 7.9%	15	9	22	9	13	16	18	23	23	22	12	10	192		
	8.0 ~ 13.8%	11	16	9	21	16	14	11	4	7	8	17	18	152		
	13.9%	4	3			2		1				1	3	14		
10 - Day Summary	Mean Temp.	1st	22	4	35	113	163	192	265	259	197	176	85	- 9		
		2nd	- 28	18	52	138	179	209	273	234	193	143	38	- 32		
		3rd	- 24	18	67	143	198	227	253	234	172	112	39	- 3		
	Mean Max. Temp.	1st	87	66	103	178	236	265	308	313	261	231	190	64		
		2nd	40	89	148	206	252	283	340	272	249	196	114	32		
		3rd	45	87	127	223	285	287	310	300	251	190	118	65		
	Mean Min. Temp.	1st	- 42	- 60	- 26	45	76	124	230	221	147	138	1	- 77		
		2nd	- 85	- 69	- 41	64	102	144	214	207	141	99	- 38	- 96		
		3rd	- 98	- 46	13	52	114	175	211	177	114	51	- 43	- 68		
	Mean Wind Speed	1st	18	34	32	23	25	26	25	15	13	13	16	27		
		2nd	30	34	14	28	22	22	21	15	21	16	27	35		
		3rd	28	22	18	23	19	18	13	17	12	18	23	30		
Total Precip.	1st	5	45	85	210	235	5	275	390	165	230					
	2nd		60	80	425	25	20	40	625	640	265					
	3rd	20	185	125	75	55	150	890	320	380		115				

Element		1	2	3	4	5	6	7	8	9	10	11	12				
(0.1 )	Air Temp.	Mean	1	20	56	136	190	200	257	233	190	137	74	-5	124		
	Mean Max.	54	79	116	199	250	260	303	274	252	191	129	46	179			
	Mean Min.	-45	-32	1	72	129	146	220	199	140	97	16	-53	74			
	Highest	116	156	174	294	317	328	360	326	308	281	205	102	360			
	Date	4	16	12	30	20	30	13	22	9	9	6	23	07/13			
	Lowest	-108	-96	-43	4	74	90	148	135	82	28	-62	-110	-110			
	Date	15	11	10	2	27	12	27	31	30	31	19	12	12/12			
(0.1mm)	Precip.	00~24h Total	135	280	170	765	210	380	1630	3780	1130	825	40	80	9425		
		Highest. 1 Daily	60	130	75	280	90	125	485	830	795	260	35	80	830		
	Hourly	15	50	25	65	55	80	115	555	235	55	15	45	555			
	Date	20	20	26	17	9	1	3	7	11	2	4	24	08/07			
(0.1%)	Wind	Mean Speed	26	29	19	22	23	20	19	12	14	12	27	30	21		
		Highest Gust Speed	137	135	114	133	139	98	107	118	100	122	161	140	161		
		* Dir.	W	WNW	W	W	NW	WSW	W	WNW	W	ESE	WNW	WSW	WNW		
(0.1%)	Wind Directions Only	Date	27	16	9	14	14	9	16	24	29	22	10	11	11/10		
		Hourly Occurrence Maximum Speed	20	14	16	7	19	10	16		14	11	19	15	20		
		NNE	18		11	8	17	10	14	8	16	6	15	5	18		
		NE	17	15	14	11	22	16	13	11	16	13	16	18	22		
		ENE	35	43	52	55	49	51	37	37	46	43	36	32	55		
		E	41	60	64	59	53	53	45	57	55	67	48	23	67		
		ESE	36	15	14	22	22	23	11	29	18	30	21	6	36		
		SE	19		18	14	11	15	8	21	19	19	16	15	21		
		SSE	12	13	23	21	14	8	11		8	13	19	17	23		
		S	32	27	28	32	15	12	29	12	10	20	15	16	32		
		SSW	45	27	37	34	45	54	41	17	28	38	43	47	54		
		SW	75	65	52	54	71	61	53	34	52	49	65	76	76		
		WSW	79	78	62	74	75	62	62	57	63	54	100	79	100		
		W	48	43	27	82	36	42	33	39	31	29	52	42	82		
		WNW	32	27	18	28	27	27	25	14	29	18	19	25	32		
		NW	18	9	15	14	8	9	10	9	9	9	13	22	22		
		NNW	19	12	7	18	19	7	6	8	9	7	12	5	19		
		(0.1%)	Hourly Occurrence Percentage	CALM	102	79	225	197	185	181	181	398	280	354	51	66	192
				NNE	3	4	4	1	8	6	7		4	3	8	1	4
				NE	11		3	3	1	6	7	8	6	4	6	1	5
ENE	4			3	5	3	8	8	13	7	7	6	7	4	6		
E	23			24	88	58	87	151	108	120	85	63	19	15	70		
ESE	27			39	114	97	120	231	106	151	139	153	21	12	101		
SE	9			9	7	3	5	17	7	13	13	18	14	1	10		
SSE	4				4	6	7	11	3	13	10	11	7	5	7		
S	13			6	5	7	3	3	4		3	10	6	5	5		
SSW	19			9	9	6	5	6	5	5	6	12	10	1	8		
SW	30			31	39	24	12	32	13	11	32	28	44	34	27		
WSW	229			214	124	128	128	83	157	54	71	51	207	215	138		
W	400			470	210	311	319	128	285	114	152	99	426	536	287		
WNW	90			70	83	96	63	81	63	39	71	83	106	70	76		
NW	24			30	62	44	36	43	32	51	99	85	42	22	48		
NNW	9			6	14	11	8	13	5	13	18	14	18	9	12		
N	1	4	4	6	4	3	3	3	7	7	8	1	4				

Element		1	2	3	4	5	6	7	8	9	10	11	12			
Number of Days With Classified	Daily Max. Temp.	0.0	3	1										3	7	
		0.1 ~ 10.0	25	21	11	1							10	27	95	
		10.1 ~ 20.0	3	6	20	16	2	2				2	23	17	1	92
		20.1 ~ 30.0				13	25	25	16	21	27	7	3			137
		30.1					4	3	15	10	1					33
	Daily Mean Temp.	- 5.0	2	1											2	5
		- 4.9 ~ 0.0	11	4											15	30
		0.1 ~ 10.0	18	22	31	4						3	22	14	114	
		10.1 ~ 20.0		1		24	19	13		2	20	26	8		113	
		20.1				2	12	17	31	29	10	1			102	
	Daily Min. Temp.	- 15.0														
		- 14.9 ~ - 5.0	15	6									1	18	40	
		- 4.9 ~ 0.0	13	19	17								13	12	74	
		0.1 ~ 10.0	3	3	14	25	7	5			2	17	15	1	92	
		10.1				5	24	25	31	31	28	13	1		158	
	Daily Precip.	0.1mm	5	3	6	9	4	5	16	17	8	10	2	1	86	
		10.0mm		2		2		3	7	8	2	3			27	
		30.0mm							1	5	1				7	
		80.0mm								1					1	
		100.0mm														
Hourly Max. Precip.	1.0mm	3	3	3	7	3	5	12	17	5	7	1	1	67		
	6.0mm				1		1	5	9	1				17		
	10.0mm							1	3	1				5		
	20.0mm								1	1				2		
	30.0mm									1				1		
Daily Max. Wind Speed	0.5 ~ 3.3%	2							2					4		
	3.4 ~ 7.9%	8	9	20	9	16	26	22	25	24	24	2	2	187		
	8.0 ~ 13.8%	21	19	11	21	14	4	9	4	6	6	27	27	169		
	13.9%					1						1	2	4		
10 - Day Summary	Mean Temp.	1st	33	13	39	116	178	179	257	248	201	167	122	2		
		2nd	- 18	27	62	141	191	197	279	216	190	132	52	- 32		
		3rd	- 9	23	66	151	199	225	239	234	179	118	47	13		
	Mean Max. Temp.	1st	85	72	99	174	237	235	303	287	264	215	178	59		
		2nd	35	85	132	203	247	263	329	242	240	176	107	18		
		3rd	42	78	117	220	263	282	279	291	251	184	101	59		
	Mean Min. Temp.	1st	- 10	- 34	- 18	63	117	125	223	215	152	135	64	- 48		
		2nd	- 61	- 37	- 2	76	136	137	236	197	145	99	- 6	- 80		
		3rd	- 62	- 25	20	77	133	176	204	187	123	63	- 10	- 33		
	Mean Wind Speed	1st	17	31	25	19	23	20	18	11	12	10	27	27		
		2nd	27	33	17	23	28	22	27	8	15	9	27	32		
		3rd	32	20	16	24	19	17	12	16	15	16	25	29		
Total Precip.	1st	110		15	225	75	255	810	1805	10	455	35				
	2nd	20	150	10	535	45	125	235	1785	875	350					
	3rd	5	130	145	5	90		585	190	245	20	5	80			

		Element	1	2	3	4	5	6	7	8	9	10	11	12			
(0.1 )	Air Temp.	Mean	14	30	64	138	185	203	261	245	199	150	75	5	131		
		Mean Max.	68	93	133	209	260	266	311	294	265	210	147	63	193		
		Mean Min.	-35	-28	-3	61	108	140	219	205	139	101	-1	-59	71		
		Highest	123	183	187	327	320	329	372	353	312	296	220	128	372		
		Date	4	16	30	30	19	30	13	23	9	9	6	3	07/13		
		Lowest	-85	-70	-47	0	33	71	164	138	94	17	-80	-103	-103		
		Date	23	11	11	2	2	4	27	27	30	31	25	18	12/18		
(0.1mm)	Precip.	00~24h Total	315	190	130	695	195	250	2060	2455	1000	850		65	8205		
		Highest. 1	Daily	280	155	35	240	160	70	550	735	515	315		65	735	
			Date	5	22	26	17	9	6	25	10	11	6		24	08/10	
			Hourly	60	35	30	60	105	50	260	380	125	85		40	380	
(0.1%)	Wind	Mean Speed	27	26	19	19	20	17	14	12	14	13	20	26	19		
		Highest Gust Speed	207	209	164	152	196	156	150	114	139	188	177	176	209		
		Dir.	WSW	WSW	WSW	NNE	W	NNE	W	N	W	NNE	NNW	WNW	WSW		
(0.1%)	Wind Directions Only	Date	12	17	9	17	14	1	11	31	19	22	10	11	02/17		
		NNE	49	54	55	39	81	39	36	48	36	56	40	65	81		
		NE	31	39	31	39	74	47	29	31	40	25	24	27	74		
		ENE	43	32	34	39	40	36	30	28	29	38	42	10	43		
		E	25	26	41	50	51	47	31	33	38	46	30	15	51		
		ESE	26	32	45	43	43	44	44	38	45	31	17	23	45		
		SE	31	32	43	54	49	50	40	38	37	33	24	33	54		
		SSE	29	37	47	58	62	56	45	41	36	32	37	33	62		
		S	30	43	50	61	56	48	47	36	35	35	30	31	61		
		SSW	25	39	44	45	44	43	33	14	31	21	43	18	45		
		SW	35	47	29	47	54	23	29	26	39	17	40	44	54		
		WSW	59	55	56	56	75	55	51	36	53	47	55	53	75		
		W	78	55	54	54	60	52	60	44	43	50	66	60	78		
		WNW	59	62	48	48	51	47	47	30	33	45	55	57	62		
		NW	73	63	56	55	44	40	42	31	55	47	53	58	73		
		NNW	66	60	57	54	58	58	47	45	47	58	62	65	66		
		N	48	62	49	56	52	42	35	47	42	50	64	59	64		
		(0.1%)	Hourly Occurrence Maximum Speed	NNE	135	158	242	218	286	303	329	319	353	363	200	146	255
				NNE	18	28	23	19	19	18	13	39	28	27	14	18	22
NE	7			15	11	18	13	17	13	19	21	16	11	3	14		
ENE	7			7	13	11	20	33	13	24	22	19	18	5	16		
E	12			12	48	33	51	79	23	62	43	28	13	9	35		
ESE	13			12	50	44	51	68	26	54	57	36	25	12	37		
SE	19			16	55	56	56	90	30	63	52	22	13	16	41		
SSE	12			16	26	68	59	76	59	32	35	30	24	7	37		
S	7			13	28	54	62	83	82	28	34	19	31	12	38		
SSW	11			9	5	25	12	21	39	17	15	16	13	5	16		
SW	4			16	15	31	34	7	22	28	22	17	28	11	20		
WSW	61			67	60	78	59	29	56	40	54	39	79	55	56		
W	147			134	102	94	85	35	54	30	70	44	128	128	87		
WNW	156			149	74	85	81	44	70	43	39	59	117	174	91		
NW	191			155	83	75	38	28	65	52	54	55	128	184	92		
NNW	150			144	90	42	44	35	73	83	49	121	126	165	93		
N	51			48	74	49	30	33	34	65	50	87	35	50	51		

Element		1	2	3	4	5	6	7	8	9	10	11	12		
Number of Days With Classified	Daily Max. Temp.	0.0	2											1	3
		0.1 ~ 10.0	21	18	4								6	26	75
		10.1 ~ 20.0	8	10	27	12	1	1			1	12	18	4	94
		20.1 ~ 30.0				17	23	24	13	19	27	19	6		148
		30.1				1	7	5	18	12	2				45
	Daily Mean Temp.	-5.0												1	1
		-4.9 ~ 0.0	11	3										14	28
		0.1 ~ 10.0	20	25	29	3						3	21	16	117
		10.1 ~ 20.0			2	26	20	13			17	25	9		112
		20.1				1	11	17	31	31	13	3			107
	Daily Min. Temp.	-15.0											4	20	42
		-14.9 ~ -5.0	12	6									15	10	78
		-4.9 ~ 0.0	15	19	18	1							11	1	91
		0.1 ~ 10.0	4	3	13	26	14	5			1	13			154
		10.1				3	17	25	31	31	29	18			
	Daily Precip.	0.1mm	4	3	6	6	3	7	13	18	4	8		1	73
		10.0mm	1	1		3	1		8	7	3	4			28
		30.0mm							1	2	2	1			6
		80.0mm													
		100.0mm													
	Hourly Max. Precip.	1.0mm	2	2	3	5	3	5	11	12	4	6		1	54
6.0mm		1			1	1		9	6	2	1			21	
10.0mm						1		6	3	1				11	
20.0mm								1	2					3	
30.0mm									2					2	
Daily Max. Wind Speed	0.5 ~ 3.3%														
	3.4 ~ 7.9%	7	3	9	6	11	16	21	22	15	18	7		135	
	8.0 ~ 13.8%	14	18	19	19	15	12	9	9	14	12	17	21	179	
	13.9%	10	7	3	5	5	2	1		1	1	6	10	51	
10 - Day Summary	Mean Temp. (0.1 )	1st	43	25	51	121	174	185	255	257	209	183	126	6	
		2nd	-5	38	64	143	188	197	282	236	203	144	55	-15	
		3rd	5	27	77	151	193	228	247	241	187	125	43	22	
	Mean Max. Temp. (0.1 )	1st	98	84	117	183	246	249	305	309	276	237	200	75	
		2nd	50	103	146	215	260	265	337	269	259	196	123	39	
		3rd	57	90	136	230	272	283	291	305	259	197	117	73	
	Mean Min. Temp. (0.1 )	1st	-11	-18	-13	49	96	119	220	219	150	142	48	-66	
		2nd	-50	-32	-16	74	110	129	233	210	147	106	-18	-68	
		3rd	-42	-34	18	61	116	172	207	187	120	60	-34	-45	
	Mean Wind Speed (0.1%)	1st	20	30	25	18	22	19	12	10	11	12	21	22	
		2nd	30	28	15	20	22	18	20	13	15	11	23	31	
		3rd	30	19	17	20	16	15	10	13	14	16	17	26	
Total Precip. (0.1mm)	1st	310		5	180	160	130	425	1340		585				
	2nd		35	35	515	15	35	285	1025	640	265				
	3rd	5	155	90		20	85	1350	90	360			65		

Element		1	2	3	4	5	6	7	8	9	10	11	12					
(0.1 )	Air Temp.	Mean	3	25	72	148	202	234	278	264	211	158	67	- 2	138			
		Mean Max.	67	89	140	220	277	308	331	316	274	215	142	57	203			
		Mean Min.	- 53	- 38	6	77	122	172	236	220	153	110	3	- 60	79			
		Highest	139	159	199	309	365	365	375	378	309	296	215	124	378			
		Date	8	16	30	30	29	19	13	6	9	9	8	3	08/06			
		Lowest	- 111	- 82	- 38	7	74	117	183	146	72	- 6	- 51	- 117	- 117			
		Date	15	12	7	2	3	4	27	31	30	31	25	14	12/14			
(0.1mm)	Precip.	00~24h Total		260	345	570	370	860	930	1920	1060	590		110	7015			
		Highest. 1	Daily		220	165	190	200	575	400	845	605	270		110	845		
		Date		22	25	11	5	25	29	14	27	12		24	08/14			
		Hourly		40	30	55	85	450	190	230	130	80		70	450			
(0.1%)	Wind	Mean Speed	18	20	17	17	15	16	13	12	12		14	18	15			
		Highest Gust Speed	112	111	113	105	113	100	103	90	97	104	106	112	113			
		Dir.	W	W	WSW	WSW	WSW	WSW	W	SW	NNE	NNE	WNW	W	WSW			
(0.1%)	Wind Directions Only	Date	22	10	9	14	14	1	17	24	15	22	10	26	05/14			
		Hourly Occurrence Maximum Speed	NNE	28	20	32	23	24	33	19	32	27	43	18	17	43		
			NE	29	29	38	40	34	42	24	41	49	51	16	15	51		
			ENE	27	33	49	54	33	56	38	39	46	46	12	17	56		
			E	8	13	42	41	35	34	37	33	36	39	10	13	42		
			ESE	10	10	27	28	28	39	37	33	29	22	6	20	39		
			SE	16	23	27	20	18	32	25	15	18	19	14	22	32		
			SSE	16	28	32	24	18	28	14	15	20	15	18	21	32		
			S	20	25	30	52	29	43	46	29	23	23	21	18	52		
			SSW	28	48	29	59	45	39	55	35	28	17	49	30	59		
			SW	57	51	46	55	54	41	43	50	29	33	50	43	57		
			WSW	53	60	63	50	54	41	34	40	37	35	53	49	63		
			W	67	63	54	53	48	42	37	35	26	44	59	63	67		
			WNW	44	56	52	43	39	34	31	28	32	26	57	49	57		
			NW	34	46	45	39	35	35	31	28	33	28	39	21	46		
			NNW	22	16	21	25	23	29	29	19	31	29	13	9	31		
			N	11	8	25	11	28	25	19	21	13	34	10	18	34		
			(0.1%)	Hourly Occurrence Percentage	CALM	164	119	131	144	181	142	280	248	288	224	249	161	195
					NNE	13	15	42	29	40	50	31	74	60	83	22	11	39
NE	51	52			72	88	77	85	54	117	133	140	51	26	79			
ENE	26	34			82	79	47	103	56	85	74	95	24	22	61			
E	7	9			29	22	26	63	47	63	29	26	10	8	28			
ESE	5	3			19	7	11	56	12	44	24	27	3	3	18			
SE	13	6			16	8	5	28	7	9	14	13	6	5	11			
SSE	11	15			16	15	12	24	4	7	8	26	10	19	14			
S	11	18			22	18	13	25	4	16	8	19	17	13	15			
SSW	20	33			33	81	40	32	44	18	18	16	31	32	33			
SW	59	46			76	99	120	72	122	62	54	60	75	71	77			
WSW	175	165			135	133	160	92	144	63	82	48	144	181	127			
W	259	274			147	133	117	90	79	47	67	52	203	281	145			
WNW	128	152			103	85	78	42	47	44	63	51	106	129	85			
NW	42	40			54	38	42	39	44	57	46	59	42	24	44			
NNW	5	15	12	8	8	29	9	19	15	30	7	8	14					
N	9	3	11	13	23	29	15	26	18	30	3	5	15					



Element		1	2	3	4	5	6	7	8	9	10	11	12		
Number of Days With Classified	Daily Max. Temp.	0.0	1											1	2
		0.1 ~ 10.0	24	16	5								6	27	78
		10.1 ~ 20.0	6	12	25	9	1					11	19	3	86
		20.1 ~ 30.0				20	21	15	6	8	26	20	5		121
		30.1				1	9	15	25	23	4				77
	Daily Mean Temp.	- 5.0	1											1	2
		- 4.9 ~ 0.0	13	4										15	32
		0.1 ~ 10.0	17	24	29	2						2	24	15	113
		10.1 ~ 20.0			1	27	18	1			5	26	6		84
		20.1				1	13	29	31	31	25	3			133
	Daily Min. Temp.	- 15.0	18	9									1	20	48
		- 14.9 ~ - 5.0	11	17	15							1	16	11	71
		- 4.9 ~ 0.0	2	2	15	22	7				1	12	13		74
		0.1 ~ 10.0				8	24	30	31	31	29	18			171
		10.1													
	Daily Precip.	0.1mm		3	9	9	2	7	11	13	5	4		1	64
		10.0mm		1	1	2	2	2	2	7	2	2		1	22
		30.0mm						1	1	1	2				5
		80.0mm								1					1
		100.0mm													
Hourly Max. Precip.	1.0mm		2	7	8	2	6	11	12	3	4		1	56	
	6.0mm					2	1	2	7	2	2		1	17	
	10.0mm						1	1	3	2				7	
	20.0mm						1		1					2	
	30.0mm						1							1	
Daily Max. Wind Speed	0.5 ~ 3.3%	4						2		1	3	4	3	17	
	3.4 ~ 7.9%	16	17	22	18	26	25	23	29	28	26	17	13	260	
	8.0 ~ 13.8%	11	11	8	12	5	5	6	2	1	2	9	15	87	
	13.9%														
10 - Day Summary	Mean Temp.	1st	37	16	49	132	182	215	278	284	218	191	107	9	
		2nd	- 15	28	84	148	198	238	283	250	214	158	51	- 26	
		3rd	- 10	34	82	165	223	249	273	258	200	129	43	9	
	Mean Max. Temp.	1st	101	75	117	198	255	289	322	337	282	240	194	71	
		2nd	51	97	164	219	271	314	344	295	270	206	118	32	
		3rd	51	96	140	242	304	319	328	317	270	202	115	66	
	Mean Min. Temp.	1st	- 19	- 38	- 16	66	106	154	245	239	164	154	35	- 47	
		2nd	- 71	- 49	6	84	117	170	234	218	159	115	- 9	- 89	
		3rd	- 68	- 27	29	80	140	192	229	203	137	67	- 17	- 46	
	Mean Wind Speed	1st	14	23	22	18	16	18	16	12	10	11	12	17	
		2nd	20	21	14	18	16	18	12	11	15	12	17	19	
		3rd	19	16	16	17	14	13	11	14	10	13	14	18	
Total Precip.	1st		5	45	180	370	15	135	365	65	320				
	2nd		35	65	370		75	175	1350	390	270				
	3rd		220	235	20		770	620	205	605		110			

Element		1	2	3	4	5	6	7	8	9	10	11	12				
(0.1 )	Air Temp.	Mean	12	31	79	157	208	236	277	264	215	163	81	6	144		
		Mean Max.	63	86	138	219	276	306	328	313	274	213	143	56	201		
		Mean Min.	- 35	- 25	25	96	143	181	240	225	165	121	26	- 41	93		
		Highest	129	159	198	307	367	363	368	374	305	285	214	126	374		
		Date	8	16	30	30	29	19	22	6	9	10	8	3	08/06		
		Lowest	- 102	- 71	- 38	35	101	126	196	165	91	35	- 32	- 89	- 102		
		Date	15	11	8	2	7	4	27	31	30	31	19	13	01/15		
(0.1mm)	Precip.	00~24h Total	5	285	335	560	330	1025	1045	1360	1175	590		125	6835		
		Highest. 1	Daily	5	225	145	185	170	625	280	560	630	280		125	630	
			Date	30	22	25	11	9	25	24	14	27	12		24	09/27	
			Hourly	5	40	40	50	75	470	280	130	160	70		80	470	
(0.1%)	Wind	Date	30	22	2	17	9	25	24	14	27	2		24	06/25		
		Mean Speed	20	22	21	24	21	23	20	22	19	19	18	20	21		
		Highest Gust Speed	145	125	127	106	127	111	118	97	113	118	133	115	145		
Wind Directions Only	Hourly Occurrence Maximum Speed	Dir.	N	NNE	W	W	W	E	WNW	WSW	ENE	ENE	N	N	N		
		Date	20	20	9	28	14	11	24	24	15	22	10	26	01/20		
		NNE	44	44	47	39	23	39	28	33	56	64	33	43	64		
		NE	25	25	26	29	20	34	32	34	50	70	21	18	70		
		ENE	39	31	45	63	32	49	46	45	69	71	14	20	71		
		E	42	42	57	71	55	61	51	52	55	53	12	22	71		
		ESE	23	44	66	60	54	63	57	42	40	51	13	25	66		
		SE	26	24	28	29	23	35	21	30	24	21	16	15	35		
		SSE	18	21	30	33	31	37	28	30	20	13	20	18	37		
		S	18	37	28	51	27	33	20	32	14	13	21	21	51		
		SSW	24	35	25	44	40	34	43	28	25	17	38	20	44		
		SW	33	28	31	49	29	36	40	37	23	26	33	37	49		
		WSW	57	35	34	39	33	41	36	38	29	27	38	40	57		
		W	51	47	65	65	56	46	39	32	41	28	52	58	65		
		WNW	43	49	44	52	53	43	32	35	41	36	51	39	53		
		NW	47	40	43	47	40	51	37	46	45	43	49	51	51		
		NNW	66	60	61	57	56	49	65	45	44	75	57	73	75		
		N	73	62	70	63	46	52	38	52	47	56	80	59	80		
		(0.1%)	Hourly Occurrence Percentage	CALM	61	39	34	24	27	18	27	26	58	69	54	34	39
				NNE	23	30	17	24	11	17	27	38	43	63	36	32	30
NE	11			12	26	22	12	24	24	35	19	31	11	9	20		
ENE	18			10	31	38	20	61	23	86	53	90	3	5	37		
E	23			21	83	50	63	158	77	200	119	102	3	13	77		
ESE	9			12	39	15	24	68	31	91	47	42	4	13	33		
SE	7			9	17	6	7	13	7	17	6	5	10	9	9		
SSE	12			12	11	19	11	18	4	3	6	8	13	16	11		
S	13			21	26	25	13	33	5	5	6	12	19	9	16		
SSW	23			21	20	46	32	29	55	12	15	8	44	22	27		
SW	57			40	66	89	54	47	110	35	38	35	97	83	63		
WSW	120			121	124	158	173	131	195	99	107	47	166	151	133		
W	142			119	142	186	219	111	167	59	76	62	110	156	129		
WNW	100			95	103	68	115	76	79	58	92	79	83	77	85		
NW	129			133	93	69	59	57	65	82	88	99	107	87	89		
NNW	135			165	74	96	84	64	66	89	117	130	139	153	109		
N	119	140	94	65	76	75	39	65	111	117	99	129	94				

Element		1	2	3	4	5	6	7	8	9	10	11	12			
Number of Days With Classified	Daily Max. Temp.	0.0	2											1	3	
		0.1 ~ 10.0	25	17	5								6	27	80	
		10.1 ~ 20.0	4	11	26	10	2					13	17	3	86	
		20.1 ~ 30.0				19	21	15	7	8	26	18	5		119	
		30.1				1	8	15	24	23	4				75	
	Daily Mean Temp.	-5.0													1	1
		-4.9 ~ 0.0	13	3											12	28
		0.1 ~ 10.0	18	25	26	2						1	20	18	110	
		10.1 ~ 20.0			5	25	14	2			4	26	8		84	
		20.1				3	17	28	31	31	26	4			140	
	Daily Min. Temp.	-15.0														
		-14.9 ~ -5.0	13	5											11	29
		-4.9 ~ 0.0	13	19	6									9	18	65
		0.1 ~ 10.0	5	4	25	17					1	7	17	2	78	
		10.1				13	31	30	31	31	29	24	2		191	
	Daily Precip.	0.1mm	1	3	8	9	3	7	12	14	5	4		1	67	
		10.0mm		1	1	2	2	2	4	6	2	2		1	23	
		30.0mm						2		1	2				5	
		80.0mm														
		100.0mm														
	Hourly Max. Precip.	1.0mm		2	7	9	2	7	9	14	4	4		1	59	
6.0mm						2	2	5	3	2	2		1	17		
10.0mm							2	1	2	2				7		
20.0mm							1	1						2		
30.0mm							1							1		
Daily Max. Wind Speed	0.5 ~ 3.3%	1										2	1	4		
	3.4 ~ 7.9%	20	13	17	11	21	17	21	26	23	24	17	13	223		
	8.0 ~ 13.8%	9	15	14	19	10	13	10	5	7	7	9	17	135		
	13.9%	1												1		
10 - Day Summary	Mean Temp. (0.1 )	1st	47	20	56	141	187	219	276	284	222	193	122	17		
		2nd	-8	35	94	157	204	239	283	250	220	159	60	-17		
		3rd	-3	41	89	172	229	251	273	258	204	138	58	18		
	Mean Max. Temp. (0.1 )	1st	98	72	113	197	255	287	321	335	282	239	191	70		
		2nd	47	94	159	219	269	316	339	293	272	203	118	33		
		3rd	46	94	140	240	302	316	324	312	269	198	115	65		
	Mean Min. Temp. (0.1 )	1st	3	-27	0	86	125	164	248	244	173	159	62	-31		
		2nd	-54	-31	29	101	142	178	241	221	172	124	4	-68		
		3rd	-52	-15	44	101	160	200	233	212	149	85	7	-26		
	Mean Wind Speed (0.1%)	1st	17	23	23	26	22	25	21	24	19	17	17	19		
		2nd	21	23	20	23	21	25	20	22	24	20	20	21		
		3rd	22	20	21	22	21	19	20	21	16	21	18	20		
Total Precip. (0.1mm)	1st		15	60	185	325	25	150	240	90	310					
	2nd		45	55	355	5	70	190	990	455	280					
	3rd	5	225	220	20		930	705	130	630		125				

Element		1	2	3	4	5	6	7	8	9	10	11	12					
(0.1 )	Air Temp.	Mean	- 18	4	57	136	182	223	262	249	189	138	42	- 25	120			
		Mean Max.	56	81	137	218	273	304	316	308	267	211	128	50	196			
		Mean Min.	- 88	- 69	- 19	51	93	146	223	207	131	89	- 34	- 93	53			
		Highest	136	168	204	313	344	363	358	362	298	278	211	105	363			
		Date	8	16	30	30	29	18	22	5	25	9	7	23	06/18			
		Lowest	- 170	- 123	- 69	- 14	35	73	161	131	57	- 42	- 87	- 165	- 170			
		Date	21	2	8	3	2	4	27	31	30	31	25	14	01/21			
(0.1mm)	Precip.	00~24h Total	40	260	170	570	145	265	2575	1745	805	550	10	90	7225			
		Highest. 1	Daily	30	135	105	195	90	125	485	590	395	240	10	90	590		
			Date	20	22	25	11	9	6	28	14	11	12	24	24	08/14		
			Hourly	30	30	25	50	40	70	285	145	100	70	5	55	285		
(0.1%)	Wind	Mean Speed	10	12	11	13	11	13	10	8	7	7	9	11	10			
		Highest Gust Speed	113	112	105	104	111	93	110	84	76	99	99	112	113			
		Dir.	WNW	N	NNW	N	N	NNW	SSW	SSE	NNE	NNE	NNW	N	WNW			
		Date	14	11	7	12	7	1	17	21	15	22	14	26	01/14			
(0.1%)	Wind Directions Only	Hourly Occurrence Maximum Speed	NNE	20	20	29	25	18	31	16	16	25	39	18	20	39		
			NE	27	28	31	29	33	30	27	20	29	26	17	23	33		
			ENE	24	26	28	32	23	34	18	23	33	18	19	17	34		
			E	13	21	18	24	25	24	21	14	29	27	18	9	29		
			ESE	23	20	21	29	26	31	23	20	33	22	16	18	33		
			SE	33	32	29	32	37	33	37	27	20	27	23	20	37		
			SSE	43	32	36	51	46	41	50	41	21	25	35	26	51		
			S	16	26	38	41	37	34	40	38	19	10	18	15	41		
			SSW	31	29	35	26	26	31	20	27	15	29	30	23	35		
			SW	24	19	32	33	27	30	34	17	24	16	28	20	34		
			WSW	21	33	39	39	34	29	28	25	19	18	18	29	39		
			W	32	26	37	29	33	30	22	24	15	17	32	27	37		
			WNW	35	35	32	40	27	26	18	22	21	30	30	33	40		
			NW	48	40	35	37	37	39	27	23	25	25	49	49	49		
			NNW	57	51	57	44	48	34	31	27	29	41	50	59	59		
			N	45	40	34	41	25	39	23	28	30	42	40	38	45		
			(0.1%)	Hourly Occurrence Percentage	CALM	454	363	370	275	306	232	339	373	468	480	422	395	373
					NNE	22	24	28	36	16	25	32	24	39	43	19	27	28
					NE	35	25	47	25	38	38	35	50	39	47	33	28	37
					ENE	13	19	46	35	27	31	24	34	32	24	11	11	26
E	12	10			12	18	35	22	20	23	18	22	10	9	18			
ESE	18	19			23	31	30	57	32	41	18	23	21	13	27			
SE	27	19			31	53	63	78	65	41	36	28	36	15	41			
SSE	42	36			46	124	85	95	116	61	31	42	46	52	65			
S	15	33			39	67	44	68	48	27	15	13	40	35	37			
SSW	15	13			22	25	38	46	23	26	7	13	25	11	22			
SW	9	15			30	21	32	38	31	23	18	11	18	15	22			
WSW	30	31			20	26	44	32	27	43	40	22	17	31	30			
W	24	43			32	35	50	58	30	27	29	32	36	43	37			
WNW	28	57			27	42	43	32	27	43	21	26	39	39	35			
NW	78	86	59	45	50	45	39	39	40	46	64	70	55					
NNW	113	149	120	99	63	65	58	64	65	75	113	147	94					
N	65	57	50	45	36	39	55	61	83	54	49	59	54					

Element		1	2	3	4	5	6	7	8	9	10	11	12		
Number of Days With Classified	Daily Max. Temp.	0.0	3	1										1	5
		0.1 ~ 10.0	24	18	5								10	28	85
		10.1 ~ 20.0	4	9	25	9	1				1	11	16	2	78
		20.1 ~ 30.0			1	20	22	14	9	11	29	20	4		130
		30.1				1	8	16	22	20					67
	Daily Mean Temp.	- 5.0	8											5	13
		- 4.9 ~ 0.0	12	14									4	19	49
		0.1 ~ 10.0	11	14	30	3						4	21	7	90
		10.1 ~ 20.0			1	27	22	9		2	21	27	5		114
		20.1					9	21	31	29	9				99
	Daily Min. Temp.	- 15.0	3											2	5
		- 14.9 ~ - 5.0	22	22	5								12	27	88
		- 4.9 ~ 0.0	5	5	20	3						2	15	2	52
		0.1 ~ 10.0	1	1	6	26	18	4			3	18	3		80
		10.1				1	13	26	31	31	27	11			140
	Daily Precip.	0.1mm	3	7	7	9	6	6	19	17	4	5	1	1	85
		10.0mm		1	1	2		1	11	5	2	2			25
		30.0mm							2	1	2				5
		80.0mm													
		100.0mm													
Hourly Max. Precip.	1.0mm	1	5	2	9	2	4	16	15	3	5		1	63	
	6.0mm						1	10	4	2	1			18	
	10.0mm							7	3	1				11	
	20.0mm							3						3	
	30.0mm														
Daily Max. Wind Speed	0.5 ~ 3.3%	5	2					2	10	8	4	4	1	36	
	3.4 ~ 7.9%	16	16	23	19	24	29	24	20	22	26	18	22	259	
	8.0 ~ 13.8%	10	10	8	11	7	1	5	1		1	8	8	70	
	13.9%														
10 - Day Summary	Mean Temp.	1st	20	- 5	36	122	168	198	266	269	201	177	84	- 15	
		2nd	- 37	8	61	138	179	222	264	242	193	137	24	- 50	
		3rd	- 36	11	74	149	199	250	257	238	174	103	17	- 11	
	Mean Max. Temp.	1st	95	64	111	198	256	276	311	329	276	238	187	61	
		2nd	38	89	160	215	268	312	328	290	265	202	104	28	
		3rd	38	91	139	241	294	324	310	306	258	196	94	60	
	Mean Min. Temp.	1st	- 47	- 72	- 39	44	76	120	233	225	149	139	4	- 80	
		2nd	- 103	- 77	- 33	64	92	133	221	213	133	93	- 51	- 127	
		3rd	- 111	- 54	11	46	108	184	218	186	112	38	- 57	- 74	
	Mean Wind Speed	1st	7	14	14	12	13	14	15	8	6	7	8	10	
		2nd	12	13	8	15	12	12	9	6	9	7	11	12	
		3rd	11	10	9	13	10	12	7	10	6	8	9	11	
Total Precip.	1st				125	100	130	755	285	20	300				
	2nd	30	125	5	405	10	15	665	1125	425	250				
	3rd	10	135	165	40	35	120	1155	335	360		10	90		

Element		1	2	3	4	5	6	7	8	9	10	11	12					
(0.1 )	Air Temp.	Mean	- 8	16	61	140	188	224	275	258	198	151	59	- 17	129			
	Mean Max.	69	93	142	221	279	303	335	320	270	215	151	64	205				
	Mean Min.	- 70	- 56	- 9	65	104	155	230	210	142	101	- 17	- 83	64				
	Highest	132	157	209	303	366	367	394	384	314	301	218	146	394				
	Date	2	16	30	16	29	19	22	6	9	9	8	3	07/22				
	Lowest	- 135	- 98	- 65	- 10	44	97	166	132	51	- 29	- 67	- 143	- 143				
	Date	15	12	8	3	2	4	27	31	30	31	21	14	12/14				
(0.1mm)	Precip.	00~24h Total	15	280	335	725	340	265	1010	1055	885	485	125	5520				
		Highest. 1	Daily	10	170	80	225	220	130	255	240	435	230	125	435			
	Date	29	22	20	6	9	25	4	14	11	12	24	09/11					
	Hourly	Date	5	45	45	80	90	80	180	110	200	60	90	200				
(0.1%)	Wind	Mean Speed	13	16	14	20	15	16	18	15	13	15	13	15				
		Highest Gust Speed	119	121	120	128	114	95	118	92	101	128	114	115	128			
(0.1%)	Wind Directions Only	Dir.	WNW	WNW	W	SSW	NNW	SSW	WSW	SW	N	ENE	SW	W	ENE			
		Date	14	9	27	5	7	6	22	24	15	22	10	24	10/22			
		Hourly Occurrence Maximum Speed	NNE	43	42	48	57	46	41	46	41	55	73	44	46	73		
			NE	33	44	46	49	35	43	44	47	52	81	40	41	81		
			ENE	21	36	46	49	40	47	43	46	48	41	21	24	49		
			E	22	17	27	35	42	39	19	37	34	39	17	17	42		
			ESE	16	26	26	16	24	31	16	20	24	12	8	15	31		
			SE	19	35	23	28	21	22	22	16	16	21	18	10	35		
			SSE	20	15	32	24	19	33	23	9	11	13	18	17	33		
			S	22	47	33	67	50	33	43	41	25	16	25	18	67		
			SSW	42	68	37	70	52	52	56	54	24	19	56	27	70		
			SW	46	73	41	64	51	50	44	56	34	34	59	38	73		
			WSW	47	48	42	58	53	47	45	34	29	23	52	40	58		
			W	32	53	45	31	37	28	25	11	27	22	38	39	53		
			WNW	50	61	46	34	26	18	28	7	20	27	24	44	61		
			NW	44	45	38	36	41	29	19	29	16	25	29	51	51		
			NNW	38	53	38	53	55	31	27	18	22	28	39	34	55		
			N	42	50	50	38	34	32	38	28	26	32	42	42	50		
			(0.1%)	Hourly Occurrence Percentage	CALM	250	201	233	140	175	151	144	134	258	201	265	216	197
					NNE	131	119	112	93	63	150	74	226	150	244	107	101	131
NE	100	92			85	71	50	106	52	204	143	213	89	75	107			
ENE	54	57			38	47	35	49	40	66	81	90	50	47	54			
E	22	16			15	15	26	29	13	24	32	28	25	27	23			
ESE	12	12			15	13	8	24	4	12	11	11	11	4	11			
SE	11	18			17	13	19	13	9	8	14	5	22	7	13			
SSE	28	7			28	24	34	19	26	11	15	8	24	22	21			
S	49	54			63	86	86	46	67	46	51	22	50	51	56			
SSW	50	51			85	150	121	97	183	78	68	35	69	79	89			
SW	61	72			65	128	132	125	220	71	46	23	75	62	90			
WSW	18	22			47	83	106	64	82	17	28	11	51	38	47			
W	12	18			20	18	32	26	20	9	24	13	18	36	21			
WNW	13	33			38	14	20	8	15	7	13	5	11	51	19			
NW	24	36			26	17	30	18	9	9	13	8	17	46	21			
NNW	50	85			38	31	23	32	16	19	15	24	33	43	34			
N	116	107			78	58	42	43	24	58	39	58	82	95	66			

Element		1	2	3	4	5	6	7	8	9	10	11	12			
Number of Days With Classified	Daily Max. Temp.	0.0	1											1	2	
		0.1 ~ 10.0	24	15	4								6	26	75	
		10.1 ~ 20.0	6	13	26	9	2					1	10	17	4	88
		20.1 ~ 30.0			1	19	19	17	5	6	26	20	7			120
		30.1				2	10	13	26	25	3	1				80
	Daily Mean Temp.	- 5.0	4												4	8
		- 4.9 ~ 0.0	14	10											19	43
		0.1 ~ 10.0	13	18	30	2							2	25	8	98
		10.1 ~ 20.0			1	27	21	6			14	26	5			100
		20.1				1	10	24	31	31	16	3				116
	Daily Min. Temp.	- 15.0														
		- 14.9 ~ - 5.0	22	18	5									6	26	77
		- 4.9 ~ 0.0	8	9	16	1							2	15	5	56
		0.1 ~ 10.0	1	1	10	25	13	2				3	14	9		78
		10.1				4	18	28	31	31	27	15				154
	Daily Precip.	0.1mm	2	5	9	8	5	7	14	10	8	4			1	73
		10.0mm		1		3	1	1	5	6	2	2			1	22
		30.0mm										1				1
		80.0mm														
		100.0mm														
	Hourly Max. Precip.	1.0mm		5	7	6	4	4	10	10	4	4			1	55
6.0mm					2	1	2	6	6	2	1			1	21	
10.0mm								5	2	1					8	
20.0mm										1					1	
30.0mm																
Daily Max. Wind Speed	0.5 ~ 3.3%	3	1							1	3	1	2	1	12	
	3.4 ~ 7.9%	19	18	27	15	26	25	24	28	24	26	22	21		275	
	8.0 ~ 13.8%	9	9	4	15	5	5	7	2	3	4	6	9		78	
	13.9%															
10 - Day Summary	Mean Temp. (0.1 )	1st	23	6	38	124	170	206	272	278	209	182	95	- 7		
		2nd	- 26	22	67	142	184	226	285	248	204	153	40	- 38		
		3rd	- 20	21	76	154	209	240	269	250	183	121	42	- 8		
	Mean Max. Temp. (0.1 )	1st	102	79	120	195	256	284	322	343	278	239	202	77		
		2nd	52	101	163	226	271	310	352	297	263	205	124	38		
		3rd	54	99	142	242	305	314	331	320	270	202	126	75		
	Mean Min. Temp. (0.1 )	1st	- 37	- 57	- 35	60	85	136	242	226	156	139	13	- 74		
		2nd	- 86	- 64	- 22	71	104	151	226	215	152	111	- 35	- 102		
		3rd	- 88	- 46	26	64	121	179	222	192	118	57	- 30	- 75		
	Mean Wind Speed (0.1%)	1st	11	15	16	22	15	19	24	15	12	12	11	12		
		2nd	14	20	12	19	15	17	17	14	17	17	13	14		
		3rd	14	11	13	19	15	14	13	17	9	17	14	12		
Total Precip. (0.1mm)	1st		40	65	310	270	70	425	250	95	255					
	2nd		70	80	405	40	30	110	530	495	230					
	3rd	15	170	190	10	30	165	475	275	295			125			

Element		1	2	3	4	5	6	7	8	9	10	11	12					
(0.1 )	Air Temp.	Mean	- 10	16	64	142	195	228	264	253	197	146	53	- 15	128			
		Mean Max.	60	89	141	221	276	306	315	306	271	221	132	53	199			
		Mean Min.	- 71	- 51	- 9	62	115	159	227	212	138	95	- 15	- 73	66			
		Highest	135	156	212	312	343	369	359	366	303	285	217	109	369			
		Date	8	16	30	30	29	23	14	6	25	9	7	23	06/23			
		Lowest	- 137	- 83	- 64	7	61	100	172	129	64	- 25	- 71	- 144	- 144			
		Date	25	2	8	4	2	11	27	31	30	31	25	14	12/14			
(0.1mm)	Precip.	00~24h Total	35	310	200	725	175	455	4920	2225	785	570	10	145	10555			
		Highest. 1	Daily	20	155	140	220	60	200	750	600	400	185	10	120	750		
			Date	29	22	25	17	24	25	3	21	27	12	26	24	07/03		
			Hourly	10	40	20	50	55	80	285	530	115	70	10	50	530		
	Date	29	20	25	17	13	25	16	21	11	2	26	24	08/21				
(0.1%)	Wind	Mean Speed	16	17	16	17	16	15	10	11	10	11	14	17	14			
		Highest Gust Speed	125	127	129	153	144	162	110	184	99	129	145	147	184			
		Dir.	W	W	SW	S	WSW	SSW	WSW	WSW	E	NE	SSW	W	WSW			
		Date	14	23	9	18	13	1	14	23	15	22	10	26	08/23			
(0.1%)	Wind Directions Only	Hourly Occurrence Maximum Speed	NNE	17	23	25	25	26	21	23	29	27	32	14	17	32		
			NE	25	27	50	50	34	49	31	33	43	59	17	24	59		
			ENE	39	25	59	46	44	51	32	43	49	42	22	16	59		
			E	28	20	26	30	37	34	32	35	25	35	16	10	37		
			ESE	13	9	27	13	16	42	26	16	20	30	13	14	42		
			SE	18	21	31	25	17	23	14	16	23	23	16	19	31		
			SSE	19	16	31	40	51	27	35	21	20	21	24	25	51		
			S	36	29	38	42	54	35	29	37	27	30	30	27	54		
			SSW	44	41	53	61	56	58	38	66	40	35	52	45	66		
			SW	46	47	70	62	50	47	34	45	35	29	52	52	70		
			WSW	70	75	62	55	73	38	33	41	48	51	69	71	75		
			W	56	49	49	48	63	39	30	29	33	34	48	51	63		
			WNW	29	38	35	34	30	20	14	15	21	13	27	38	38		
			NW	9	8	24	17	23	18	14	13	7	9	5	11	24		
			NNW	6	10	15	11	6	15	9	11	17	10	10	8	17		
			N	18	9	14	13	10	26	10	17	28	13	9	10	28		
			(0.1%)	Hourly Occurrence Percentage	CALM	301	238	230	218	273	206	336	241	379	373	315	269	282
					NNE	31	47	59	56	39	61	59	138	64	82	26	34	58
					NE	42	45	66	74	35	117	79	165	97	146	69	44	82
					ENE	35	25	48	51	27	85	43	75	68	100	35	17	51
E	8	12			11	18	12	26	17	24	19	39	6	9	17			
ESE	11	7			12	11	7	17	8	4	17	12	6	7	10			
SE	11	12			13	13	8	14	4	11	13	15	8	4	10			
SSE	16	15			30	43	26	29	19	11	8	18	29	20	22			
S	48	37			77	50	59	71	60	26	38	31	44	43	49			
SSW	102	112			93	94	163	135	138	75	99	61	89	79	103			
SW	95	136			94	97	130	64	73	50	71	36	88	103	86			
WSW	202	205			138	142	145	85	73	48	39	34	181	267	129			
W	66	55			60	60	42	29	31	26	22	12	65	71	45			
WNW	13	29			27	28	19	17	17	30	17	9	18	12	19			
NW	7	8	15	13	7	15	16	16	13	11	1	4	10					
NNW	5	7	15	17	4	14	11	17	15	8	7	4	10					
N	7	10	12	17	5	15	15	43	22	13	13	11	15					



Element		1	2	3	4	5	6	7	8	9	10	11	12		
Number of Days With Classified	Daily Max. Temp.	0.0	3											1	4
		0.1 ~ 10.0	24	14	5								10	28	81
		10.1 ~ 20.0	4	10	25	8	1					9	16	2	75
		20.1 ~ 30.0			1	20	22	13	12	12	29	22	4		135
		30.1				2	8	17	19	19	1				66
	Daily Mean Temp.	-5.0	6											3	9
		-4.9 ~ 0.0	13	7									1	19	40
		0.1 ~ 10.0	12	17	29	2						3	24	9	96
		10.1 ~ 20.0			2	27	18	5		1	14	25	5		97
		20.1				1	13	25	31	30	16	3			119
	Daily Min. Temp.	-15.0	18	12	3								5	24	62
		-14.9 ~ -5.0	12	11	17							2	17	7	66
		-4.9 ~ 0.0	1	1	11	28	9	1			3	15	8		77
		0.1 ~ 10.0				2	22	29	31	31	27	14			156
		10.1													
	Daily Precip.	0.1mm	3	5	3	6	3	6	20	15	5	5	1	4	76
		10.0mm		1	1	3		2	14	7	2	3		1	34
		30.0mm							7	3	2				12
		80.0mm													
		100.0mm													
Hourly Max. Precip.	1.0mm	2	5	2	5	3	5	17	14	3	5	1	1	63	
	6.0mm						1	14	6	2	1			24	
	10.0mm							11	3	1				15	
	20.0mm							6	2					8	
	30.0mm								1					1	
Daily Max. Wind Speed	0.5 ~ 3.3%	1								2	1	1		5	
	3.4 ~ 7.9%	16	12	17	12	20	15	23	26	24	25	16	15	221	
	8.0 ~ 13.8%	14	12	14	17	9	14	8	3	4	5	12	14	126	
	13.9%				1	2	1		2			1	2	9	
10 - Day Summary	Mean Temp. (0.1 )	1st	26	3	41	125	181	205	262	274	210	185	99	-7	
		2nd	-31		70	143	190	229	269	245	199	146	37	-39	
		3rd	-25	22	78	158	212	251	261	241	182	111	24	-1	
	Mean Max. Temp. (0.1 )	1st	99	75	114	201	260	277	309	325	279	246	192	64	
		2nd	39		167	218	270	317	329	287	271	213	106	29	
		3rd	42	97	144	245	298	326	307	305	263	206	98	64	
	Mean Min. Temp. (0.1 )	1st	-28	-60	-29	53	97	137	228	231	156	144	22	-61	
		2nd	-90		-20	71	119	146	228	218	139	98	-30	-104	
		3rd	-92	-41	18	62	129	193	226	190	119	47	-38	-57	
	Mean Wind Speed (0.1%)	1st	13	19	21	15	17	17	11	10	9	11	12	15	
		2nd	18		12	19	17	15	11	12	12	10	16	19	
		3rd	17	14	14	17	14	12	10	12	8	11	13	17	
Total Precip. (0.1mm)	1st				320	60	185	2025	430	10	360		20		
	2nd		155		405	55	10	1075	740	375	210				
	3rd	35	155	200		60	260	1820	1055	400		10	125		

Element		1	2	3	4	5	6	7	8	9	10	11	12					
(0.1 )	Air Temp.	Mean	23	37	71	134	175	195	234	248	203	165	83	13	132			
	Mean Max.	71	90	121	187	235	241	289	283	250	205	147	66	182				
	Mean Min.	-23	-17	19	81	123	155	187	215	159	125	21	-41	84				
	Highest	121	169	167	305	310	302	346	356	283	275	219	147	356				
	Date	2	16	30	30	19	15	14	24	8	10	10	3	08/24				
	Lowest	-81	-68	-44	15	59	107	161	158	87	45	-42	-85	-85				
	Date	15	11	7	2	3	4	4	31	30	31	24	13	12/13				
(0.1mm)	Precip.	00~24h Total	80	205	255	985	230	225	465	1760	1890	810		200	7105			
		Highest. 1 Daily	35	150	80	355	150	65	155	555	1035	255		180	1035			
	Hourly	25	30	70	90	40	65	90	230	370	70		90	370				
	Date	8	22	2	17	9	1	22	10	11	6		24	09/11				
(0.1%)	Wind	Mean Speed	46	46	39	36	30	29	22	31	36	41	37	43	36			
		Highest Gust Speed	166	173	153	142	159	148	121	118	146	164	171	178	178			
		Dir.	WNW	WNW	WNW	NNW	NE	ENE	WNW	ENE	NE	NE	NW	W	W			
		Date	10	9	6	18	25	1	14	31	1	22	11	24	12/24			
(0.1%)	Wind Directions Only	Hourly Occurrence Maximum Speed	NNE	43	30	57	50	41	40	29	43	51	95	36	20	95		
			NE	44	30	76	81	42	45	58	67	82	91	54	7	91		
			ENE	102	57	92	87	76	73	71	92	103	98	60	60	103		
			E	103	44	51	75	48	43	39	68	105	102	39	18	105		
			ESE	67	31	53	22	38	33	26	64	33	76	22	10	76		
			SE	26	25	61	45	50	33	38	53	32	25	30	25	61		
			SSE	39	59	51	56	64	53	53	46	42	32	48	17	64		
			S	33	48	65	76	55	55	67	52	46	59	51	32	76		
			SSW	33	59	54	75	65	56	66	52	44	54	53	30	75		
			SW	29	41	22	77	46	36	52	53	31	16	44	18	77		
			WSW	37	57	33	54	47	40	39	35	27		53	50	57		
			W	88	81	66	64	65	46	63	42	49	82	101	105	105		
			WNW	134	118	91	100	101	95	45	56	59	100	104	114	134		
			NW	91	98	70	75	92	59	59	60	38	64	91	93	98		
			NNW	69	96	51	56	39	56	24	49	51	55	49	61	96		
			N	35	18	47	56	42	22	21	38	57	61	40	3	61		
			(0.1%)	Hourly Occurrence Percentage	CALM		9	8	14	31	18	91	7	3		4	3	16
					NNE	5	6	31	15	15	21	32	28	26	54	3	1	20
					NE	12	6	30	40	20	18	38	54	54	78	3	3	30
					ENE	51	27	87	64	65	129	78	171	128	115	11	5	78
					E	7	10	20	28	48	40	43	46	57	66	3	5	31
					ESE	8	3	32	8	23	46	40	17	22	11	3	3	18
					SE	7	4	24	21	34	36	56	15	18	8	8	4	20
					SSE	5	19	32	50	82	99	82	22	21	3	27	1	37
					S	5	21	52	93	83	79	124	27	15	15	34	3	46
					SSW	7	31	27	94	46	61	79	27	15	16	20	4	36
					SW	11	19	4	31	16	18	30	24	10	1	18	4	15
WSW	8	18			7	25	16	7	19	19	8		31	28	15			
W	107	48			59	79	66	28	46	42	32	66	250	282	92			
WNW	489	494			405	331	343	304	163	247	413	286	439	478	365			
NW	215	231	134	53	90	64	44	130	108	120	111	163	121					
NNW	51	51	30	39	16	24	17	81	29	115	30	12	41					
N	12	3	17	15	5	8	17	44	39	46	6		18					

Element		1	2	3	4	5	6	7	8	9	10	11	12		
Number of Days With Classified	0.0	2												1	3
	0.1 ~ 10.0	22	20	5	1								5	25	78
	10.1 ~ 20.0	7	8	26	19	7	2				1	15	19	4	108
	Daily Max. Temp.				9	23	27	18	24	29	16	5			151
	30.1				1	1	1	11	7						21
	- 5.0														
	- 4.9 ~ 0.0	10	3											11	24
	0.1 ~ 10.0	21	24	30	2							2	19	19	117
	Daily Mean Temp.		1	1	28	29	15	1		10	27	10			122
	20.1					2	15	28	31	20	2				98
	- 15.0														
	- 14.9 ~ - 5.0	6	3											9	18
	- 4.9 ~ 0.0	17	21	6									11	20	75
	Daily Min. Temp.	8	4	25	22	6					1	7	16	1	90
	0.1 ~ 10.0				8	25	30	29	31	29	24	2			178
	10.1														
	Daily Precip.	0.1mm	3	4	8	7	4	8	12	12	7	8		2	75
	10.0mm			1		4	1		2	4	4	3		1	20
	30.0mm				1					2	3				6
	80.0mm										1				1
	100.0mm										1				1
Hourly Max. Precip.	1.0mm	3	4	7	7	4	7	8	11	5	7		2	65	
6.0mm			1	2			1	3	6	2	2		1	18	
10.0mm									3	1				4	
20.0mm									1	1				2	
30.0mm										1				1	
Daily Max. Wind Speed	0.5 ~ 3.3%														
3.4 ~ 7.9%	1	3	7	5	12	17	19	12	17	5	7	3	108		
8.0 ~ 13.8%	24	14	22	23	16	12	12	19	12	24	17	15	210		
13.9%	6	11	2	2	3	1				1	2	5	12	45	
10 - Day Summary	Mean Temp.	1st	60	27	53	120	165	182	231	261	213	191	125	23	
		2nd	2	44	74	141	178	190	241	241	209	167	55	- 9	
		3rd	9	40	85	142	180	213	230	243	186	139	66	25	
	Mean Max. Temp.	1st	102	80	107	161	224	233	286	292	257	229	192	82	
		2nd	55	105	129	196	240	237	322	266	250	199	118	42	
		3rd	57	84	128	205	240	252	263	292	243	190	127	76	
	Mean Min. Temp.	1st	13	- 19	- 1	74	110	139	179	230	173	155	61	- 36	
		2nd	- 43	- 20	15	91	126	147	186	220	168	133	- 4	- 58	
		3rd	- 37	- 9	41	77	133	180	195	198	137	89	4	- 29	
	Mean Wind Speed	1st	41	50	41	39	33	31	23	31	33	33	37	43	
		2nd	49	44	38	34	30	32	23	32	44	46	40	45	
		3rd	49	43	39	35	27	26	21	30	32	43	35	41	
Total Precip.	1st	70	15	100	415	165	130	40	850	160	525				
	2nd		10	90	570	45	55	20	845	1355	285				
	3rd	10	180	65		20	40	405	65	375		200			

Element		1	2	3	4	5	6	7	8	9	10	11	12				
(0.1 )	Air Temp.	Mean	- 6	12	45	126	174	189	251	235	186	136	55	- 16	116		
		Mean Max.	72	89	117	199	249	251	300	279	252	197	141	68	185		
		Mean Min.	- 71	- 67	- 27	46	93	125	206	196	120	82	- 25	- 91	49		
		Highest	144	169	179	317	335	312	371	339	295	271	229	125	371		
		Date	2	16	12	30	19	30	21	22	19	9	8	3	07/21		
		Lowest	- 142	- 106	- 64	- 8	28	49	149	110	51	- 25	- 83	- 153	- 153		
		Date	24	11	11	3	2	11	27	31	29	31	16	13	12/13		
(0.1mm)	Precip.	00~24h Total	235	100	195	595	190	285	1655	2865	815	1150	85	65	8235		
		Highest. 1	Daily	120	95	60	280	100	170	440	590	495	330	85	65	590	
			Date	5	22	14	17	24	1	3	15	11	2	4	24	08/15	
			Hourly	25	20	25	70	55	65	120	100	100	90	40	50	120	
(0.1%)	Wind	Date	20	22	31	17	24	1	3	16	11	29	4	24	07/03		
		Mean Speed	11	13	11	14	13	13	10	8	8	6	11	12	11		
		Highest Gust Speed	107	107	123	127	118	110	83	110	79	76	128	146	146		
		Dir.	WNW	NW	WNW	NW	WSW	NNW	WNW	NNW	E	S	WSW	WNW	WNW		
(0.1%)	Wind Directions Only	Date	14	16	9	30	6	9	21	24	1	23	25	11	12/11		
		Hourly Occurrence Maximum Speed	23	17	16	24	20	19	13	24	14	25	13	17	25		
		NNE	20	40	33	31	24	32	23	34	33	32	30	14	40		
		NE	40	46	57	50	50	45	39	33	40	34	31	40	57		
		ENE	32	42	43	47	47	48	32	30	42	34	32	31	48		
		E	18	29	31	39	40	34	30	33	30	27	27	28	40		
		ESE	20	34	31	39	40	34	29	26	29	37	32	26	40		
		SE	30	35	33	53	48	45	44	29	38	29	29	27	53		
		SSE	47	53	37	39	47	38	31	33	30	32	42	40	53		
		S	38	37	11	43	36	16	26	32	32		30	38	43		
		SSW	13	47	11	36	33	29	30	23	9	6	38	17	47		
		SW	26	14	22	31	39	12	18	25	18	7	31	20	39		
		WSW	48	35	39	45	41	6	26	37	18	6	47	28	48		
		W	63	52	57	75	64	48	48	43	28	16	59	75	75		
		WNW	53	51	46	53	60	31	19	18	20	28	52	59	60		
		NW	29	22	38	13	24	21	13	23	10	21	21	28	38		
		NNW	23	28	22	15	16	11	9	19	18	22	23	25	28		
		(0.1%)	Hourly Occurrence Percentage	CALM	462	440	516	360	392	413	414	514	543	642	446	419	464
				NNE	13	7	11	22	13	8	15	22	19	31	17	5	15
				NE	30	19	43	29	36	17	20	37	29	44	21	26	29
ENE	69			101	97	89	86	146	97	99	100	85	54	50	89		
E	20			31	39	47	86	82	51	40	44	23	25	28	43		
ESE	5			18	30	32	30	51	47	30	32	12	13	11	26		
SE	18			21	20	38	43	47	35	24	40	15	24	20	29		
SSE	27			30	62	83	101	113	86	36	60	34	29	24	57		
S	42			65	26	61	38	51	85	29	24	16	68	55	47		
SSW	22			22	4	25	28	8	19	20	8		26	22	17		
SW	1			10	1	21	11	4	12	9	1	1	10	16	8		
WSW	7			10	8	13	5	6	5	7	1	1	11	9	7		
W	16			15	11	25	5	3	17	10	6	1	18	30	13		
WNW	82			71	40	60	55	15	27	33	18	16	103	116	53		
NW	137			100	54	57	43	26	42	57	35	35	88	133	67		
NNW	32			27	20	18	17	7	15	22	17	16	33	19	20		
N	16	10	19	21	9	3	13	11	22	27	14	17	15				

Element		1	2	3	4	5	6	7	8	9	10	11	12		
Number of Days With Classified	0.0	1												1	
	0.1 ~ 10.0	23	19	8	1							7	27	85	
	10.1 ~ 20.0	7	9	23	15	4	1				1	17	17	4	98
	Daily Max. Temp.				13	22	26	16	22	29	14	6			148
	20.1 ~ 30.0				1	5	3	15	9						33
	30.1														
	- 5.0	5												4	9
	- 4.9 ~ 0.0	13	12	1									2	19	47
	0.1 ~ 10.0	13	15	30	6						4	23	8		99
	Daily Mean Temp.		1		23	21	15			2	23	27	5		117
	10.1 ~ 20.0				1	10	15	31	29	7					93
	20.1														
	- 15.0													1	1
	- 14.9 ~ - 5.0	22	22	8									10	28	90
	- 4.9 ~ 0.0	8	5	18	3							2	10	2	48
	Daily Min. Temp.		1	1	5	24	19	10			6	18	10		94
	0.1 ~ 10.0					3	12	20	31	31	24	11			132
	10.1														
	0.1mm	5	2	7	6	4	6	17	18	8	12	1	1		87
	10.0mm	1			2	1	1	6	6	3	4				24
30.0mm								1	4	1	1			7	
Daily Precip.															
80.0mm															
100.0mm															
1.0mm	5	1	5	5	3	3	14	18	5	11	1	1		72	
6.0mm				1		1	5	7	1	2				17	
10.0mm							2	2	1					5	
Hourly Max. Precip.															
20.0mm															
30.0mm															
0.5 ~ 3.3%	2		1		1				3	2	5			14	
3.4 ~ 7.9%	18	17	22	18	22	24	29	23	28	26	19	21		267	
Daily Max. Wind Speed															
8.0 ~ 13.8%	11	11	8	12	8	6	2	2				11	9	80	
13.9%													1	1	
10 - Day Summary	Mean Temp.	1st	23	6	32	105	161	170	251	250	197	165	97	- 2	
		2nd	- 22	15	46	135	177	181	267	223	188	135	34	- 38	
		3rd	- 19	17	57	139	182	216	236	232	173	110	33	- 9	
	Mean Max. Temp.	1st	102	83	106	178	232	236	298	291	263	216	190	78	
		2nd	53	96	132	204	254	246	334	252	245	185	116	41	
		3rd	62	87	115	216	259	270	270	293	247	190	119	82	
	Mean Min. Temp.	1st	- 33	- 68	- 44	27	79	104	213	212	132	122	17	- 83	
		2nd	- 84	- 72	- 36	64	91	109	202	204	129	91	- 44	- 111	
		3rd	- 96	- 59	- 4	48	107	163	203	175	99	38	- 48	- 81	
	Mean Wind Speed	1st	7	14	14	11	15	14	10		8	5	9	11	
		2nd	14	15	10	16	14	12	11	5	9	5	12	15	
		3rd	11	10	9	16	11	12	8	9	9	8	12	10	
Total Precip.	1st	170		30	125	80	275	790	835	5	670	85			
	2nd	50	5	60	470	10	10	280	1865	625	305				
	3rd	15	95	105		100		585	165	185	175		65		

Element		1	2	3	4	5	6	7	8	9	10	11	12				
(0.1 )	Air Temp.	Mean	28	46	78	142	179	195	243	245	213	162	98	23	138		
	Mean Max.	67	89	117	185	225	230	277	270	246	190	138	66	175			
	Mean Min.	- 9	2	36	105	138	164	216	222	180	134	55	- 20	102			
	Highest	134	217	172	303	332	312	340	333	277	241	221	122	340			
	Date	2	16	18	30	19	9	11	22	8	9	8	3	07/11			
	Lowest	- 79	- 64	- 23	55	96	117	182	179	140	67	- 12	- 81	- 81			
	Date	23	11	8	2	3	2	11	31	29	31	25	17	12/17			
(0.1mm)	Precip.	00~24h Total	515	125	250	575	175	225	1480	2390	730	1260	175	70	7970		
		Highest. 1 Daily	255	125	90	280	90	120	480	430	480	335	175	70	480		
	Hourly	65	30	35	70	65	40	155	165	100	90	65	50	165			
	Date	5	22	14	17	9	1	3	9	11	29	4	24	08/09			
(0.1%)	Wind	Mean Speed	31	34	30	31	28	27	22	26	27	34	28	22	28		
		Highest Gust Speed	177	215	160	196	200	196	105	149	137	184	152	156	215		
		Dir.	NNE	NNE	NNE	NNW	NNE	NNE	N	NNE	NNE	NNE	NE	NW	NNE		
(0.1%)	Wind Directions Only	Date	30	20	2	12	25	1	22	29	17	22	4	5	02/20		
		Hourly Occurrence Maximum Speed	81	149	126	123	147	95	84	108	86	136	83	57	149		
		NNE	55	73	79	113	46	52	36	48	63	107	48	22	113		
		NE	78	45	60	67	31	42	22	54	83	43	26	32	83		
		ENE	17	16	30	22	21	26	23	31	72	46	14	14	72		
		E	15	17	18	23	40	16	24	20	17	15	14	10	40		
		ESE	25	23	27	23	33	25	28	21	21	42	24	19	42		
		SE	41	62	52	56	48	56	43	37	53	47	39	38	62		
		SSE	46	56	68	109	78	93	55	65	73	64	61	52	109		
		S	41	45	44	93	66	64	53	43	41	41	54	41	93		
		SSW	37	54	30	36	39	30	30	29	27	23	41	34	54		
		SW	40	53	31	54	43	32	35	40	35	29	52	44	54		
		WSW	51	53	37	72	65	50	37	43	31	32	46	48	72		
		W	49	66	50	79	66	35	28	49	42	29	72	97	97		
		WNW	84	87	53	56	66	38	19	50	43	47	84	72	87		
		NW	84	76	74	61	56	44	49	51	61	72	73	71	84		
		NNW	123	94	107	117	114	71	61	70	91	99	87	44	123		
		N	3	4	3	7	9	17	16	15	25	7	3	80	16		
		(0.1%)	Hourly Occurrence Percentage	CALM	38	87	60	51	89	139	75	123	67	159	33	29	79
				NNE	16	37	40	46	16	41	11	54	56	67	18	14	35
NE	18			30	47	35	13	37	13	51	64	26	7	12	29		
ENE	5			7	26	22	26	25	13	32	22	17	1	3	17		
E	7			6	20	21	23	18	11	23	15	7	7	1	13		
ESE	9			9	26	28	30	11	7	11	14	8	7	10	14		
SE	26			31	66	36	32	27	24	20	72	24	18	23	33		
SSE	23			30	58	126	108	153	87	70	83	36	43	33	71		
S	13			39	32	101	208	180	242	47	29	22	40	27	82		
SSW	43			61	32	68	129	73	134	55	44	26	57	38	64		
SW	94			81	108	92	94	79	91	61	114	66	124	109	93		
WSW	230			136	89	110	73	56	78	59	99	50	232	231	120		
W	113			200	112	78	30	14	23	38	68	44	179	188	90		
WNW	177			145	145	49	26	22	13	54	88	127	118	142	92		
NW	127			51	66	69	24	24	24	139	81	180	67	49	75		
NNW	58	46	71	61	71	84	136	146	60	135	46	11	78				

Element		1	2	3	4	5	6	7	8	9	10	11	12		
Number of Days With Classified	0.0	1												1	
	0.1 ~ 10.0	23	19	9	1							6	26	84	
	10.1 ~ 20.0	7	8	22	18	12	6				24	20	5	122	
	Daily Max. Temp.		1		10	17	21	23	27	30	7	4		140	
	30.1				1	2	2	8	4					17	
	- 5.0														
	- 4.9 ~ 0.0	8	2											7	17
	0.1 ~ 10.0	23	25	26	2								17	24	117
	Daily Mean Temp.		1	5	27	22	16			5	29	13			118
	20.1				1	9	13	31	31	25	2				112
	- 15.0														
	- 14.9 ~ - 5.0	6	2											5	13
	- 4.9 ~ 0.0	12	9	2									5	16	44
	Daily Min. Temp.		17	29	14	2					4	18	10		107
	0.1 ~ 10.0				16	29	29	31	31	30	27	7			200
	10.1														
	Daily Precip.	0.1mm	6	1	6	7	4	5	16	19	3	12	1	1	81
	10.0mm	1	1		2			1	4	8	3	5	1		26
	30.0mm								1	2	1	1			5
	80.0mm														
100.0mm															
Hourly Max. Precip.	1.0mm	5	1	5	3	2	3	13	18	3	12	1	1	67	
6.0mm	1			1	1			4	7	1	2	1		18	
10.0mm								1	2	1				4	
20.0mm															
30.0mm															
Daily Max. Wind Speed	0.5 ~ 3.3%									1		1		2	
3.4 ~ 7.9%	14	9	15	9	10	20	25	19	18	16	10	14		179	
8.0 ~ 13.8%	16	14	13	13	19	8	6	11	11	10	18	14		153	
13.9%	1	5	3	8	2	1		1		5	1	3		30	
10 - Day Summary	Mean Temp.	1st	61	38	61	125	161	185	230	259	223	182	145	31	
		2nd	10	51	87	147	187	188	262	229	214	158	73	- 1	
		3rd	15	49	85	154	189	213	236	247	203	147	76	38	
	Mean Max. Temp.	1st	99	73	103	162	207	223	268	284	255	209	184	76	
		2nd	48	108	125	190	237	227	303	248	244	182	115	41	
		3rd	57	84	122	203	231	240	262	277	239	181	116	79	
	Mean Min. Temp.	1st	29	- 2	16	92	120	146	206	235	191	158	102	- 14	
		2nd	- 24	- 2	40	112	139	156	224	215	184	136	29	- 44	
		3rd	- 30	12	52	111	154	190	217	217	165	110	34	- 4	
	Mean Wind Speed	1st	29	34	32	28	30	31	24	19	21	28	26	28	
		2nd	36	36	32	33	25	26	21	28	34	36	30	21	
		3rd	29	32	26	31	29	24	23	31	26	39	29	19	
Total Precip.	1st	345		25	110	95	215	805	625		720	175			
	2nd	80		90	460	5	10	255	1510	615	305				
	3rd	90	125	135	5	75		420	255	115	235		70		

Element		1	2	3	4	5	6	7	8	9	10	11	12				
(0.1 )	Air Temp.	Mean	-23	-7	42	120	172	195	240	228	178	127	51	-27	108		
	Mean Max.	20	44	95	179	233	259	282	270	229	170	100	16	158			
	Mean Min.	-60	-54	-3	68	119	146	210	197	140	94	7	-68	66			
	Highest	79	116	160	272	312	315	328	335	266	248	174	89	335			
	Date	8	16	30	30	29	19	13	6	9	9	7	3	08/06			
	Lowest	-133	-116	-76	3	84	106	163	144	95	10	-76	-131	-133			
	Date	23	11	8	2	27	13	27	31	29	30	19	12	01/23			
(0.1mm)	Precip.	00~24h Total	70	300	475	835	280	510	1480	1540	1050	610	5	145	7300		
		Highest. 1 Daily	25	195	255	255	145	200	250	750	545	275	5	145	750		
	Hourly	15	35	40	60	65	135	225	115	150	65	5	100	225			
	Date	22	22	25	11	5	25	17	14	11	2	24	24	07/17			
(0.1%)	Wind	Mean Speed	14	14	11	12	10	8	7	7	9	10	12	13	11		
		Highest Gust Speed	96	105	108	87	85	86	83	62	76	86	85	112	112		
		Dir.	WSW	ENE	WSW	E	WNW	E	WNW	WNW	SE	SSE	WSW	NE	NE		
(0.1%)	Wind Directions Only	Date	14	6	6	2	7	6	17	29	16	1	11	21	12/21		
		Hourly Occurrence Maximum Speed	44	45	26	39	26	26	19	24	36	31	42	30	45		
		NNE	33	30	25	25	18	16	23	22	15	29	27	35	35		
		NE	20	21	16	20	14	17	15	11	13	13	19	21	21		
		ENE	19	25	17	12	11	25	15	13	15	16	19	17	25		
		E	22	21	25	27	12	15	7	19	16	31	14	18	31		
		ESE	22	23	23	26	14	28	15	18	35	28	14	20	35		
		SE	22	17	25	16	14	20	13	18	24	22	16	19	25		
		SSE	19	14	19	28	17	27	20	16	14	21	19	20	28		
		S	19	30	17	25	17	15	25	12	13	27	19	21	30		
		SSW	37	36	34	31	19	17	20	18	20	22	27	34	37		
		SW	33	30	43	31	34	19	24	20	16	27	33	38	43		
		WSW	29	28	40	32	29	18	19	17	18	31	26	31	40		
		W	24	27	31	31	19	23	28	24	24	29	26	26	31		
		WNW	24	24	25	19	15	25	13	18	19	25	20	27	27		
		NW	21	22	19	21	16	15	12	15	17	19	19	22	22		
		NNW	25	26	27	24	17	22	18	28	25	19	25	31	31		
		(0.1%)	Hourly Occurrence Percentage	CALM	83	71	151	122	207	313	374	306	182	179	132	121	188
				NNE	153	110	95	93	101	64	62	109	149	148	115	112	109
				NE	148	122	138	114	116	65	78	91	146	175	128	97	118
ENE	55			65	38	35	15	21	11	17	38	48	38	59	36		
E	32			46	19	10	7	17	3	22	17	31	18	24	20		
ESE	27			18	31	17	7	13	7	27	26	51	13	20	21		
SE	16			15	16	24	9	26	4	28	74	74	14	19	27		
SSE	11			19	23	18	12	39	8	22	24	35	6	16	19		
S	16			25	20	29	19	39	24	19	42	24	17	11	24		
SSW	26			51	31	58	35	51	50	24	44	22	28	30	37		
SW	82			95	105	119	75	65	75	59	44	31	121	109	82		
WSW	121			140	128	161	144	86	134	94	46	40	149	144	115		
W	67			68	65	79	124	72	87	52	43	30	68	90	71		
WNW	38			43	40	31	35	40	31	32	40	19	51	38	36		
NW	39	33	39	24	31	33	11	26	21	28	32	43	30				
NNW	31	25	27	22	27	11	17	28	19	24	33	30	25				
N	55	52	35	44	38	43	24	43	46	42	39	38	41				



Element		1	2	3	4	5	6	7	8	9	10	11	12			
Number of Days With Classified	Daily Max. Temp.	0.0	11	3										9	23	
		0.1 ~ 10.0	20	23	15	1							16	22	97	
		10.1 ~ 20.0		2	16	21	5	2		1	3	27	14		91	
		20.1 ~ 30.0				8	25	26	19	24	27	4			133	
		30.1					1	2	12	6					21	
	Daily Mean Temp.	- 5.0	11	3											8	22
		- 4.9 ~ 0.0	9	13	4								5	17	48	
		0.1 ~ 10.0	11	12	27	6						5	19	6	86	
		10.1 ~ 20.0				24	26	16		3	28	26	6		129	
		20.1					5	14	31	28	2				80	
	Daily Min. Temp.	- 15.0														
		- 14.9 ~ - 5.0	19	16	2								4	21	62	
		- 4.9 ~ 0.0	7	10	13								10	10	50	
		0.1 ~ 10.0	5	2	16	25	9				2	20	16		95	
		10.1				5	22	30	31	31	28	11			158	
	Daily Precip.	0.1mm	4	6	9	9	4	9	15	15	5	8	1	1	86	
		10.0mm		1	1	4	2	1	6	3	2	2		1	23	
		30.0mm								1	2				3	
		80.0mm														
		100.0mm														
	Hourly Max. Precip.	1.0mm	2	5	7	9	2	9	13	13	4	5		1	70	
6.0mm					1	1	1	7	3	2	2		1	18		
10.0mm							1	5	1	2			1	10		
20.0mm								2						2		
30.0mm																
Daily Max. Wind Speed	0.5 ~ 3.3%			1		1	1	7	6	4	4	1		25		
	3.4 ~ 7.9%	26	23	28	26	29	28	23	25	26	25	27	22	308		
	8.0 ~ 13.8%	5	5	2	4	1	1	1			2	2	9	32		
	13.9%															
10 - Day Summary	Mean Temp. (0.1 )	1st	18	- 22	17	104	156	176	235	246	187	163	99	- 15		
		2nd	- 46	- 3	58	122	167	198	245	217	178	120	27	- 54		
		3rd	- 41	6	49	134	191	212	239	221	169	102	28	- 13		
	Mean Max. Temp. (0.1 )	1st	53	26	71	155	214	235	269	291	238	198	154	29		
		2nd	1	50	117	183	229	268	294	251	223	156	75	- 7		
		3rd	7	59	97	199	255	273	283	267	226	157	70	25		
	Mean Min. Temp. (0.1 )	1st	- 11	- 61	- 29	56	107	130	214	212	149	135	49	- 58		
		2nd	- 84	- 60	8	72	116	139	211	192	142	91	- 16	- 98		
		3rd	- 84	- 37	10	75	134	168	207	186	130	60	- 13	- 50		
	Mean Wind Speed (0.1%)	1st	12	16	14	12	9	9	8	6	8	8	12	11		
		2nd	15	14	10	13	11	8	8	7	10	10	12	14		
		3rd	15	12	10	11	8	6	5	9	8	11	12	14		
Total Precip. (0.1mm)	1st			20	345	275	115	305	265	85	315					
	2nd	25	105	80	475		50	500	1140	420	295					
	3rd	45	195	375	15	5	345	675	135	545		5	145			

		Element	1	2	3	4	5	6	7	8	9	10	11	12		
(0.1 )	Air Temp.	Mean	18	34	69	144	189	208	263	251	200	155	86	11	136	
		Mean Max.	69	91	131	202	256	274	310	303	255	204	147	66	192	
		Mean Min.	-39	-26	9	83	122	151	226	214	152	116	21	-48	82	
		Highest	130	156	185	276	345	337	358	366	297	280	226	131	366	
		Date	2	17	30	16	29	19	21	7	9	9	8	3	08/07	
		Lowest	-120	-77	-42	5	64	104	171	148	70	6	-35	-102	-120	
		Date	15	11	8	2	2	5	28	27	30	31	25	12	01/15	
(0.1mm)	Precip.	00~24h Total	75	310	275	1255	305	220	1115	815	1675	655		180	6880	
		Highest. 1	Daily	30	195	70	510	105	70	375	420	840	245		180	840
			Date	5	22	1	6	9	20	5	14	11	2		24	09/11
			Hourly	15	40	60	95	60	30	345	85	245	70		100	345
(0.1%)	Wind	Date	5	22	1	6	24	25	5	21	11	2		24	07/05	
		Mean Speed	19	21	19	23	23	19	24	16	15	15		20	22	20
		Highest Gust Speed	199	188	177	180	197	120	142	138	140	177		197	192	199
		* Dir.	W	WNW	W	WNW	W	W	SSW	WNW	ENE	ENE		W	WNW	W
(0.1%)	Wind Directions Only	Date	20	20	9	19	7	20	11	24	15	22	24	11	01/20	
		Hourly Occurrence Maximum Speed	40	41	42	40	31	38	45	46	43	44	51	45	51	
		NNE	34	40	46	39	39	40	24	35	56	75	47	43	75	
		NE	39	38	44	71	38	44	42	46	73	79	42	39	79	
(0.1%)	Wind Directions Only	E	32	35	52	69	62	71	54	51	75	63	34	40	75	
		ESE	30	43	55	57	61	67	44	50	44	45	37	24	67	
		SE	27	33	51	56	56	59	42	60	40	32	29	25	60	
		SSE	27	33	50	43	50	41	35	42	27	28	27	29	50	
(0.1%)	Wind Directions Only	S	21	25	31	72	41	27	59	32	26	18	34	29	72	
		SSW	36	40	18	51	42	46	37	28	33	21	35	30	51	
		SW	46	35	48	47	57	52	56	38	37	46	48	55	57	
		WSW	68	49	52	69	66	62	63	49	46	49	52	69	69	
(0.1%)	Wind Directions Only	W	80	74	70	74	91	55	77	55	70	48	90	71	91	
		WNW	91	81	85	63	97	48	66	65	56	61	89	101	101	
		NW	91	84	63	77	39	37	44	45	27	50	57	76	91	
		NNW	63	71	52	52	25	16	32	29	16	58	59	70	71	
(0.1%)	Wind Directions Only	N	61	80	60	57	35	42	25	37	28	63	53	47	80	
		Hourly Occurrence Percentage	153	158	202	86	153	188	122	169	251	169	138	109	158	
		NNE	27	39	35	10	24	19	32	38	28	19	40	36	29	
		NE	32	24	46	22	24	39	23	54	50	69	31	28	37	
(0.1%)	Wind Directions Only	E	46	33	58	64	39	58	66	109	107	124	31	32	64	
		ESE	28	36	66	67	69	75	63	81	115	122	53	32	67	
		SE	34	43	82	60	81	147	58	74	89	105	46	31	71	
		SSE	54	61	56	60	44	144	44	141	79	133	38	32	74	
(0.1%)	Wind Directions Only	S	55	40	19	42	32	58	31	60	47	81	42	42	46	
		SSW	42	37	27	57	34	21	31	30	35	34	33	42	35	
		SW	36	27	22	50	30	26	20	26	19	17	42	30	29	
		WSW	36	28	38	43	46	18	27	16	26	20	38	36	31	
(0.1%)	Wind Directions Only	W	77	34	60	65	133	63	120	28	39	19	81	69	66	
		WNW	98	74	78	107	147	57	147	47	47	24	100	98	86	
		NW	114	115	94	110	85	33	105	60	29	23	139	165	89	
		NNW	56	80	44	49	31	26	67	36	15	13	58	94	47	
(0.1%)	Wind Directions Only	N	52	85	22	60	12	11	20	11	8	11	40	62	32	
		N	59	86	52	50	17	15	24	20	14	17	53	62	39	

Element		1	2	3	4	5	6	7	8	9	10	11	12		
Number of Days With Classified	Daily Max. Temp.	0.0												1	1
		0.1 ~ 10.0	25	18	5	1							6	26	81
		10.1 ~ 20.0	6	10	26	11		1			2	17	19	4	96
		20.1 ~ 30.0				18	28	22	13	17	28	14	5		145
		30.1					3	7	18	14					42
	Daily Mean Temp.	- 5.0												12	27
		- 4.9 ~ 0.0	12	3										12	27
		0.1 ~ 10.0	19	23	30	2						2	18	19	113
		10.1 ~ 20.0		2	1	27	20	11			13	26	12		112
	Daily Min. Temp.	20.1				1	11	19	31	31	17	3			113
		- 15.0												16	34
		- 14.9 ~ - 5.0	12	6										16	34
		- 4.9 ~ 0.0	14	19	14								10	14	71
	Daily Precip.	0.1 ~ 10.0	5	3	17	22	7				1	8	19	1	83
		10.1				8	24	30	31	31	29	23	1		177
		0.1mm	4	6	8	8	6	7	12	10	7	7		1	76
		10.0mm		1		5	1		3	2	4	3		1	20
	Hourly Max. Precip.	30.0mm				2			2	1	2				7
		80.0mm									1				1
		100.0mm													
1.0mm		3	5	8	7	5	5	8	8	7	5		1	62	
6.0mm				1	2	1		4	2	3	2		1	16	
Daily Max. Wind Speed	10.0mm							3		2			1	6	
	20.0mm							2		1				3	
	30.0mm							2						2	
	0.5 ~ 3.3%	2								2			1	5	
Daily Max. Wind Speed	3.4 ~ 7.9%	10	8	15	3	7	8	9	18	17	20	10	8	133	
	8.0 ~ 13.8%	14	12	13	19	19	22	21	13	10	10	16	16	185	
	13.9%	5	8	3	8	5		1		1	1	4	6	42	
10 - Day Summary	Mean Temp.	1st	50	24	53	125	173	193	257	269	209	183	123	19	
		2nd	1	43	78	151	188	207	276	236	204	154	65	- 9	
		3rd	4	34	76	156	203	223	256	248	186	130	70	23	
	Mean Max. Temp.	1st	97	81	116	179	237	264	296	329	266	231	194	76	
		2nd	51	102	147	210	253	277	325	279	249	192	125	43	
		3rd	59	90	129	218	276	282	309	301	250	189	122	77	
	Mean Min. Temp.	1st	- 4	- 26	- 8	68	111	130	232	229	167	147	53	- 40	
		2nd	- 54	- 28	10	97	122	147	230	214	158	128	3	- 71	
		3rd	- 56	- 24	25	86	133	176	216	200	133	77	8	- 35	
	Mean Wind Speed	1st	14	22	26	23	25	21	25	15	13	11	17	23	
		2nd	25	26	16	25	24	20	31	13	21	15	22	24	
		3rd	19	14	16	22	19	16	16	20	12	19	21	20	
Total Precip.	1st	55	25	75	750	130	55	980	125	375	505				
	2nd		85	65	500	95	75	20	545	1010	150				
	3rd	20	200	135	5	80	90	115	145	290		180			

Element		1	2	3	4	5	6	7	8	9	10	11	12					
(0.1 )	Air Temp.	Mean	84	82	108	149	175	205	267	276	238	196	137	81	167			
		Mean Max.	107	110	135	176	207	232	299	305	264	224	161	103	194			
		Mean Min.	62	52	84	122	152	183	242	250	215	169	109	56	141			
		Highest	169	173	176	211	236	267	334	346	296	276	226	166	346			
		Date	29	16	11	14	31	27	31	6	6	10	7	24	08/06			
		Lowest	21	10	45	91	133	151	201	212	187	116	58	21	10			
		Date	23	10	8	4	27	3	12	30	29	31	30	12	02/10			
(0.1mm)	Precip.	00~24h Total	350	480	330	1140	360	1210	110	1595	695	2190	80	245	8785			
		Highest.	1	Daily	140	300	125	665	185	475	75	590	155	1135	50	75	1135	
		Date	7	22	20	6	12	29	11	14	10	1	7	24	10/01			
		Hourly	45	70	45	145	105	125	50	420	125	275	50	40	420			
	Date	29	22	20	17	24	29	11	14	11	1	7	10	08/14				
(0.1%)	Wind	Mean Speed	89	89	65	51	43	38	28	46	58	60	66	77	59			
		Highest Gust Speed	282	248	231	212	180	150	132	158	219	217	228	242	282			
		* Dir.	NW	WNW	NNW	E	NNW	E	E	E	E	NNW	WSW	NNW	NW			
	Date	20	20	6	10	26	6	26	13	16	29	18	16	01/20				
(0.1%)	Wind Directions Only	Hourly Occurrence Maximum Speed	NNE	120	112	130	138	102	49	27	104	84	121	84	101	138		
			NE			46	18	23	26	16	18	103	80	56	23	103		
			ENE	102	29	82	32	32	30	22	93	151	106	44	26	151		
			E	123	81	94	141	124	108	91	97	151	128	57	25	151		
			ESE	84	107	76	74	110	89	70	100	93	85	69	39	110		
			SE	50	102	62	52	65	65	60	60	66	82	58	43	102		
			SSE	37	59	54	68	39	46	47	61	33	78	40	42	78		
			S	31	89	37	84	42	61	44	50	67	86	47	73	89		
			SSW		121	44	62	47	46	71	58	78	103	39	17	121		
			SW	60	128	62	88	45	43	67	62	70	95	60	86	128		
			WSW	69	113	82	115	59	51	51	83	91	44	86	85	115		
			W	131	112	155	100	110	55	51	111	92	47	89	147	155		
			WNW	118	126	163	114	108	79	65	64	88	90	131	141	163		
			NW	192	151	155	121	109	90	61	76	79	99	107	177	192		
			NNW	180	187	161	128	123	108	53	87	108	157	160	160	187		
			N	130	153	151	116	134	92	26	114	121	135	155	138	155		
			(0.1%)	Hourly Occurrence Percentage	CALM	3		11	8	13	36	43	3	4	4	4	1	11
					NNE	62	45	75	31	15	13	8	32	58	83	108	94	52
					NE			16	7	10	22	8	13	28	31	1	4	12
					ENE	7	1	35	15	11	28	20	30	51	58	8	7	23
					E	90	7	63	115	182	182	159	117	169	155	36	4	107
					ESE	26	25	36	82	139	151	121	153	96	56	47	5	78
					SE	17	12	23	67	40	43	75	44	42	28	28	12	36
					SSE	5	13	20	47	44	29	126	54	10	20	14	8	33
					S	5	37	8	40	17	32	93	35	10	19	10	11	26
					SSW		34	7	22	21	36	118	37	14	15	8	4	26
					SW	8	16	20	35	17	7	56	41	19	11	22	16	22
					WSW	12	6	15	42	24	31	65	55	44	7	24	11	28
W	15	15			24	51	35	35	40	55	42	13	8	15	29			
WNW	27	36			62	72	89	64	32	34	26	19	22	39	43			
NW	52	67	135	63	118	103	13	79	32	34	43	78	68					
NNW	438	491	275	225	163	144	17	82	121	125	132	266	205					
N	233	193	175	76	64	44	4	137	233	323	483	425	200					

855 가

2017

Element		1	2	3	4	5	6	7	8	9	10	11	12		
Number of Days With Classified	Daily Max. Temp.	0.0													
		0.1 ~ 10.0	12	11	1								1	18	43
		10.1 ~ 20.0	19	17	30	27	10	2				4	24	13	146
		20.1 ~ 30.0				3	19	28	17	12	30	27	5		141
	Daily Mean Temp.	30.1							14	17					31
		- 5.0													
		- 4.9 ~ 0.0													
		0.1 ~ 10.0	21	22	8								3	25	79
	Daily Min. Temp.	10.1 ~ 20.0	10	6	23	30	28	13				18	26	6	160
		20.1					1	17	31	29	30	13	1		122
		- 15.0													
		- 14.9 ~ - 5.0													
	Daily Precip.	- 4.9 ~ 0.0													
		0.1 ~ 10.0	25	28	26	6							13	31	129
		10.1	6		5	24	29	30	31	29	30	31	17		232
		0.1mm	7	7	9	6	4	7	5	11	9	8	5	10	88
	Hourly Max. Precip.	10.0mm	2	2	1	3	2	3		7	5	5			30
		30.0mm		1		1		2		1		3			8
80.0mm											1			1	
100.0mm											1			1	
1.0mm		5	5	8	5	3	6	3	10	6	7	3	7	68	
6.0mm			1		2	2	3		6	4	4			22	
Daily Max. Wind Speed	10.0mm				2	2	1		5	2	3			15	
	20.0mm								2		1			3	
	30.0mm								1					1	
	0.5 ~ 3.3%														
Daily Max. Wind Speed	3.4 ~ 7.9%	1		3	5	11	13	24	6	5	4	3	2	77	
	8.0 ~ 13.8%	5	10	13	14	14	15	7	18	20	8	14	9	147	
	13.9%	25	18	15	11	4	2		5	5	19	13	20	137	
10 - Day Summary	Mean Temp.	1st	116	72	94	141	165	190	256	288	247	221	166	92	
		2nd	68	86	115	148	172	205	266	271	236	194	122	61	
		3rd	69	88	114	157	185	220	279	268	230	175	122	89	
	Mean Max. Temp.	1st	135	97	123	163	193	216	288	317	278	249	194	113	
		2nd	89	120	144	180	205	235	297	299	258	221	146	84	
		3rd	97	115	138	186	219	246	311	298	257	205	143	111	
	Mean Min. Temp.	1st	98	51	71	118	147	168	234	264	221	194	136	64	
		2nd	49	48	86	119	147	182	237	245	216	167	99	37	
		3rd	40	57	94	130	160	200	253	241	207	149	91	66	
	Mean Wind Speed	1st	76	100	81	57	57	47	29	46	45	59	60	71	
		2nd	99	88	55	53	38	45	22	44	75	61	69	88	
		3rd	91	78	61	43	37	23	32	48	54	61	69	73	
	Total Precip.	1st	215	160	5	700	55	490	15	395	425	1965	50	100	
		2nd	5	20	145	250	185	185	80	1150	135	225	5	25	
		3rd	130	300	180	190	120	535	15	50	135		25	120	

		Element	1	2	3	4	5	6	7	8	9	10	11	12			
(0.1 )	Air Temp.	Mean	0	11	53	129	171	195	242	236	190	144	69	- 3	120		
		Mean Max.	47	62	110	189	231	252	281	282	241	193	125	39	171		
		Mean Min.	- 41	- 36	6	76	121	150	214	203	150	106	20	- 44	77		
		Highest	116	130	174	256	303	304	324	337	273	256	186	113	337		
		Date	2	16	30	16	30	19	22	6	25	10	7	23	08/06		
		Lowest	- 111	- 83	- 51	8	92	110	182	137	93	29	- 40	- 87	- 111		
		Date	15	11	7	2	17	2	27	31	30	31	19	12	01/15		
(0.1mm)	Precip.	00~24h Total	270	705	505	1655	470	620	1545	3095	1210	1595	15	260	11945		
		Highest. 1	80	365	155	870	230	230	370	1145	605	825	10	175	1145		
		Daily	29	22	31	5	9	6	31	21	11	1	3	24	08/21		
		Date	29	22	31	5	9	6	31	21	11	2	3	24	08/21		
(0.1%)	Wind	Mean Speed	33	35	25	24	20	17	14	14	17	20	26	31	23		
		Highest Gust Speed	223	215	192	184	147	150	137	104	144	189	231	210	231		
		Dir.	NW	NNW	NNW	NW	N	NNW	SE	N	WNW	WNW	WNW	WNW	WNW		
		Date	30	20	6	19	6	7	3	26	16	29	10	10	11/10		
(0.1%)	Wind Directions Only	Hourly Occurrence Maximum Speed	NNE	49	63	37	44	38	31	25	31	43	28	32	53	63	
			NE	29	22	43	22	17	15	21	27	14	28	28	29	43	
			ENE	31	37	21	22	26	14	16	25	32		22	37	37	
			E	16	8	27	27	7	13	10	11	17	25	15	25	27	
			ESE	16	44	28	38	11	18	28	30	20	18	30	33	44	
			SE	7	57	38	55	24	25	50	35	46	22	53	33	57	
			SSE	29	38	41	66	35	34	41	40	24	29	41	17	66	
			S	30	31	40	42	37	37	29	29	37	32	29	24	42	
			SSW	25	17	26	22	31	31	20	25	23	25	19	25	31	
			SW	19		13	18	19	12	13	22	7	15		10	22	
			WSW	14	10		16	13	23	22	6	18	6	10		23	
			W	43	7	17	17	19	26		15	22	22	24	18	43	
			WNW	44	55	38	38	29	39	27	26	31	52	39	44	55	
			NW	73	69	64	54	45	45	32	53	59	65	76	58	76	
			NNW	79	76	87	62	48	50	51	40	48	59	67	68	87	
		N	102	86	74	70	51	59	34	37	68	72	91	72	102		
		(0.1%)	Hourly Occurrence Percentage	CALM	8	10	53	26	65	93	148	159	69	42	21	8	59
				NNE	73	34	54	47	60	47	50	47	79	56	89	59	58
				NE	16	13	7	13	8	7	13	12	8	17	11	20	12
				ENE	4	10	3	7	3	1	8	7	4		10	7	5
				E	5	1	7	10	3	3	7	4	3	11	3	5	5
				ESE	1	9	9	14	3	4	9	17	6	7	13	9	8
				SE	1	30	20	49	15	15	106	50	18	8	22	11	29
				SSE	12	22	46	86	75	108	95	93	42	28	26	7	54
				S	53	36	132	121	117	207	147	130	99	77	76	20	101
				SSW	18	9	22	13	20	22	28	24	22	26	18	9	19
				SW	3		1	7	3	4	4	16	4	4		1	4
WSW	3			1		1	4	1	5	1	3	1	1		2		
W	3	3	5	3	1	4		7	14	9	3	4	5				
WNW	20	15	9	15	13	10	17	24	29	27	15	18	18				
NW	104	125	64	76	65	92	35	78	97	151	75	84	87				
NNW	249	220	206	183	195	139	113	122	172	226	190	243	188				
N	427	460	361	329	351	242	214	208	331	310	426	495	345				

Element		1	2	3	4	5	6	7	8	9	10	11	12			
Number of Days With Classified	Daily Max. Temp.	0.0	7	3										4	14	
		0.1 ~ 10.0	21	19	9								9	25	83	
		10.1 ~ 20.0	3	6	21	23	5	2				1	19	21	2	103
		20.1 ~ 30.0				7	25	27	22	24	29	12				146
		30.1					1	1	9	7						18
	Daily Mean Temp.	- 5.0	4	2											1	7
		- 4.9 ~ 0.0	13	8	3										15	39
		0.1 ~ 10.0	14	18	27	3						2	22	15	101	
		10.1 ~ 20.0				27	28	15		1	20	28	8		127	
		20.1					3	15	31	30	10	1			90	
	Daily Min. Temp.	- 15.0														
		- 14.9 ~ - 5.0	15	9	1										14	39
		- 4.9 ~ 0.0	9	18	10								8	16	61	
		0.1 ~ 10.0	7	1	19	26	5				1	10	22	1	92	
		10.1				4	26	30	31	31	29	21			172	
	Daily Precip.	0.1mm	9	6	10	9	6	8	19	13	5	8	2	6	101	
		10.0mm		2	3	4	2	1	5	6	2	3		1	29	
		30.0mm		1		2			1	3	2	2			11	
		80.0mm				1				1		1			3	
		100.0mm								1					1	
Hourly Max. Precip.	1.0mm	5	6	8	7	6	8	14	12	5	8	1	4	84		
	6.0mm				3	1		5	6	2	2		1	20		
	10.0mm				2			2	5	2	2			13		
	20.0mm							1	2					3		
	30.0mm							1	1					2		
Daily Max. Wind Speed	0.5 ~ 3.3%								1					1		
	3.4 ~ 7.9%	4	3	12	5	11	19	22	18	15	12	6	5	132		
	8.0 ~ 13.8%	15	11	12	20	19	9	9	12	13	16	14	10	160		
	13.9%	12	14	6	5	1	2			2	3	10	16	71		
10 - Day Summary	Mean Temp. (0.1 )	1st	41	0	28	121	156	184	231	258	198	175	105	7		
		2nd	- 23	15	68	128	169	196	242	228	193	140	50	- 27		
		3rd	- 18	19	64	138	185	205	251	224	179	119	51	9		
	Mean Max. Temp. (0.1 )	1st	88	41	85	176	210	242	258	305	242	220	169	50		
		2nd	25	70	134	189	229	258	289	266	240	182	105	17		
		3rd	31	76	112	202	252	254	294	274	239	179	101	48		
	Mean Min. Temp. (0.1 )	1st	1	- 37	- 18	69	114	135	215	223	162	142	50	- 33		
		2nd	- 60	- 41	13	80	116	147	210	202	153	108	7	- 68		
		3rd	- 61	- 28	22	78	134	168	217	185	137	73	2	- 32		
	Mean Wind Speed (0.1%)	1st	32	39	33	25	19	22	16	14	13	15	23	27		
		2nd	33	37	21	27	22	17	14	11	22	19	31	34		
		3rd	35	29	20	19	20	13	12	15	17	25	26	32		
Total Precip. (0.1mm)	1st	75	170	115	1265	400	320	835	240	520	1315	10	55			
	2nd	80	170	120	325	55	115	105	1070	605	250		20			
	3rd	115	365	270	65	15	185	605	1785	85	30	5	185			

Element		1	2	3	4	5	6	7	8	9	10	11	12				
(0.1 )	Mean	32	33	70	134	167	198	251			171	92	30				
	Mean Max.	77	83	119	183	218	241	288			214	146	78				
	Mean Min.	- 13	- 23	11	80	115	157	222			131	33	- 21				
	Highest	136	142	170	217	268	279	320	343	290	262	206	128	343			
	Date	8	16	19	25	30	23	21	6	8	3	10	23	08/06			
	Lowest	- 66	- 64	- 47	8	66	115	191	177	102	35	- 9	- 55	- 66			
	Date	25	13	7	2	15	2	12	26	30	31	23	13	01/25			
(0.1mm)	00~24h Total		120	435	400	375	310	715	345	2530	1095	1275	45	170	7815		
	Highest. 1	Daily	45	200	120	175	175	370	210	1975	710	750	25	125	1975		
		Date	8	22	25	5	9	29	8	14	6	1	7	24	08/14		
		Hourly	25	70	45	45	55	80	165	570	225	250	20	80	570		
(0.1%)	Wind	Mean Speed	28	27	22	23	18	18	15			23	19	23			
		Highest Gust Speed * Dir.	NW	NNW	NW	NNW	NW	SE	NE	E	ENE	N	NW	NW	NW		
(0.1%)	Wind Directions Only	Date	30	6	2	12	26	6	6	14	15	29	23	24	01/30		
		Hourly Occurrence Maximum Speed	62	54	67	63	16	28	21	57	58	65	55	55	67		
		NNE	52	42	55	55	28	37	59	43	56	57	49	56	59		
		NE	41	22	30	50	28	32	36	32	53	42	32	31	53		
		ENE	37	59	35	54	45	43	36	42	64	43	29	41	64		
		E	35	48	47	61	53	53	42	50	48	43	33	22	61		
		ESE	25	26	33	57	34	62	42	56	36	64	27	11	64		
		SE	18	28	36	34	30	43	22	42	32	33	25	22	43		
		SSE	31	29	44	39	43	39	30	31	27	34	24	32	44		
		S	21	38	31	33	38	43	29	27	24	17	19	26	43		
		SSW	26	24	21	24	26	20	15	19	12	19	13		26		
		SW		19	26	20	29	29	16	15	12	8	17		29		
		WSW	23	33	23	28	27	31	22	26	9	20	13	18	33		
		W	70	62	78	54	48	56	40	34	43	33	45	46	78		
		WNW	75	76	87	69	70	62	52	43	49	53	62	77	87		
		NW	78	77	67	84	50	53	37	32	58	84	71	74	84		
		NNW	48	54	87	72	54	45	30	43	43	58	61	56	87		
		N	141	193	198	153	192	218	212	163	220	151	272	240	196		
		(0.1%)	Hourly Occurrence Percentage	CALM	57	25	40	22	9	7	4	23	48	178	61	47	44
				NNE	85	28	85	28	16	29	14	43	170	188	43	50	62
NE	34			21	42	44	19	31	32	46	121	63	54	28	42		
ENE	59			48	48	71	97	117	104	126	88	73	58	42	77		
E	26			42	34	61	103	131	82	160	101	67	44	27	71		
ESE	15			12	11	39	23	53	24	45	33	20	11	15	25		
SE	7			22	26	32	24	32	20	48	22	28	18	13	24		
SSE	20			22	63	68	85	100	134	65	22	43	38	16	57		
S	7			16	19	46	50	51	93	52	15	5	13	4	31		
SSW	3			4	11	14	31	18	20	15	4	4	4		11		
SW				4	11	14	16	11	13	12	4	1	4		8		
WSW	9			12	24	40	44	28	42	40	4	7	8	8	23		
W	77			86	101	161	173	83	138	60	35	27	53	46	89		
WNW	162	208	163	113	85	61	42	48	59	23	96	126	100				
NW	230	199	79	61	22	19	11	28	33	36	129	225	92				
NNW	70	55	47	33	11	11	14	25	18	84	93	112	49				



Element		1	2	3	4	5	6	7	8	9	10	11	12		
Number of Days With Classified	Daily Max. Temp.	0.0													
		0.1 ~ 10.0	23	20	5							2	24	74	
		10.1 ~ 20.0	8	8	26	24	6	2				11	26	7	118
		20.1 ~ 30.0				6	25	28	22	13	18	20	2		134
	Daily Mean Temp.	30.1							6	11					17
		- 5.0												4	11
		- 4.9 ~ 0.0	6	1											
		0.1 ~ 10.0	25	27	28	2						1	18	27	128
	Daily Min. Temp.	10.1 ~ 20.0			3	28	29	18			1	25	12		116
		20.1					2	12	29	24	17	5			89
		- 15.0												4	16
		- 14.9 ~ - 5.0	6	6											
	Daily Max. Precip.	- 4.9 ~ 0.0	18	18	13								5	23	77
		0.1 ~ 10.0	7	4	18	19	10					7	23	4	92
		10.1				11	21	30	28	24	18	24	2		158
		0.1mm	5	8	8	7	5	6	8	10	5	7	4	4	77
	Hourly Max. Precip.	10.0mm		1	1	1	1	2	1	2	2	3		1	15
		30.0mm						1		1	2	1			5
		80.0mm								1					1
		100.0mm								1					1
		1.0mm	3	6	6	5	4	5	5	9	3	6	2	3	57
Daily Max. Wind Speed	6.0mm		1				1	1	3	2	2		1	11	
	10.0mm							1	2	2	1			6	
	20.0mm								2	1	1			4	
	30.0mm								1					1	
Daily Max. Wind Speed	0.5 ~ 3.3%	7	9	10	9	21	20	24	17	11	13	14	9	164	
	3.4 ~ 7.9%	21	15	19	20	10	10	4	7	7	17	15	21	166	
	8.0 ~ 13.8%	3	4	2	1						1	1	1	13	
10 - Day Summary	Mean Temp.	1st	65	24	49	121	159	190	241	275	223	200	121	41	
		2nd	18	35	76	136	159	192	247			170	76	16	
		3rd	14	40	84	145	181	211	264			146	78	34	
	Mean Max. Temp.	1st	109	64	98	170	199	235	275	316	265	236	179	90	
		2nd	61	96	135	185	217	240	288			205	133	58	
		3rd	62	91	123	194	236	249	301			202	127	86	
	Mean Min. Temp.	1st	21	- 16	- 9	70	118	143	215	248	184	169	57	- 9	
		2nd	- 24	- 38	10	83	98	146	211			135	20	- 31	
		3rd	- 35	- 14	31	88	127	180	237			92	23	- 22	
	Mean Wind Speed	1st	24	30	27	23	23	24	13	20	14	22	16	20	
		2nd	32	26	19	25	16	18	10			27	19	26	
		3rd	28	25	21	21	17	13	20			21	20	22	
Total Precip.	1st	60	110	5	240	240	225	270	355	790	1210	35	30		
	2nd	25	125	75	130	70	80	65	2065	305	65	5	10		
	3rd	35	200	320	5		410	10	110			5	130		

		Element	1	2	3	4	5	6	7	8	9	10	11	12			
(0.1 )	Air Temp.	Mean	33	35	66	131	169	206	263		213	163	88	32			
		Mean Max.	75	83	121	187	235	256	297		259	209	143	77			
		Mean Min.	- 6	- 14	11	70	105	163	235		169	123	30	- 9			
		Highest	145	144	181	246	292	295	336	351	280	284	207	142	351		
		Date	2	16	19	16	30	23	24	6	25	10	10	3	08/06		
		Lowest	- 67	- 68	- 41	- 13	57	102	196	198	101	32	- 13	- 56	- 68		
		Date	26	19	7	3	7	2	12	19	30	31	28	2	02/19		
(0.1mm)	Precip.	00~24h Total	125	260	240	415	165	225	865	1355	930	965	30	350	5925		
		Highest. 1 Daily	45	145	65	200	85	150	405	770	505	605	15	150	770		
		Date	8	22	20	5	9	6	18	14	6	1	3	24	08/14		
		Hourly Date	30	25	30	55	25	40	215	425	175	185	10	80	425		
(0.1%)	Wind	Mean Speed	33	38	30	28	22	24	25		23	27	28	28			
		Highest Gust Speed	202	226	167	161	145	161	154	179	187	218	211	184	226		
		Dir.	WSW	NNW	NNW	SSE	NW	ENE	W	ENE	SSW	NW	NNW	NW	NNW		
(0.1%)	Wind Directions Only	Date	20	20	6	5	6	6	11	14	11	29	18	4	02/20		
		NNE	30	43	35	38	30	32	24	27	46	45	35	37	46		
		NE	67	19	45	57	63	56	47	64	80	49	36	24	80		
		ENE	60	93	49	66	78	93	65	91	86	63	39	23	93		
		E	12	18	34	37	47	30	42	50	30	51	34	30	51		
		ESE	8	34	9	36	31	41	42	25	16	34	21	11	42		
		SE	12	15		33	31	23	26	24	22	22	23	18	33		
		SSE	33	45	33	66	32	39	51	26	28	42	24	23	66		
		S	58	92	54	82	50	47	71	25	89	87	57	83	92		
		SSW	60	90	56	89	58	54	72	50	105	30	57	72	105		
		SW	60	55	65	69	52	57	56	51	43	25	53	41	69		
		WSW	96	86	79	71	63	70	34	56	39	33	72	80	96		
		W	113	75	80	60	62	53	36	44	36	35	75	94	113		
		WNW	89	90	83	65	60	47		26	53	86	74	68	90		
		NW	79	84	80	74	59	51	40	32	62	79	90	80	90		
		NNW	62	59	62	54	64	52	53	42	65	75	75	67	75		
		N	52	46	60	42	32	50	16	34	43	78	61	52	78		
		(0.1%)	Hourly Occurrence Percentage	CALM	82	106	149	106	209	160	124	185	201	164	210	217	159
				NNE	34	18	24	29	12	25	4	19	57	69	15	35	29
NE	36			7	47	35	42	40	27	34	77	47	22	30	37		
ENE	53			49	42	69	124	178	112	306	140	58	36	26	93		
E	8			4	16	31	32	21	24	52	14	19	14	9	19		
ESE	4			6	4	22	22	22	23	34	4	11	10	3	13		
SE	5			6		21	36	22	39	17	7	8	11	4	15		
SSE	3			16	7	42	48	49	113	19	11	5	10	4	28		
S	16			39	22	128	87	57	296	15	49	24	28	28	68		
SSW	28			28	24	103	82	71	159	65	36	18	54	36	59		
SW	20			36	31	40	48	31	30	54	15	11	31	28	30		
WSW	39			42	99	53	74	71	11	88	22	9	50	59	50		
W	57			61	55	33	40	33	7	37	17	5	61	78	40		
WNW	170			179	82	64	35	17		11	55	30	58	116	69		
NW	251	262	142	97	36	49	8	13	90	146	181	174	123				
NNW	123	112	183	78	52	99	18	28	134	260	154	90	114				
N	70	30	73	50	19	57	5	22	70	116	56	62	54				

Element		1	2	3	4	5	6	7	8	9	10	11	12		
Number of Days With Classified	Daily Max. Temp.	0.0													
		0.1 ~ 10.0	22	19	6							2	23	72	
		10.1 ~ 20.0	9	9	25	22	4	2				11	27	8	117
		20.1 ~ 30.0				8	27	28	17	8	29	20	1		138
	Daily Mean Temp.	30.1							14	11					25
		- 5.0												3	5
		- 4.9 ~ 0.0	1	1											
		0.1 ~ 10.0	29	27	31	3						1	22	28	141
	Daily Min. Temp.	10.1 ~ 20.0				27	29	11			4	27	8		106
		20.1					2	19	31	19	26	3			100
		- 15.0												1	6
		- 14.9 ~ - 5.0	1	4											
	Daily Precip.	- 4.9 ~ 0.0	21	15	14	1							6	18	75
		0.1 ~ 10.0	9	9	17	21	13					9	23	12	113
		10.1				8	18	30	31	19	29	22	1		158
		0.1mm	9	9	9	6	6	5	8	7	6	7	4	9	85
	Hourly Max. Precip.	10.0mm		1		2		1	2	3	2	3		1	15
		30.0mm							2	1	1	1			5
		80.0mm													
		100.0mm													
1.0mm		5	4	7	6	3	3	5	7	6	5	1	7	59	
Daily Max. Wind Speed	6.0mm							2	2	2	1		1	8	
	10.0mm							2	2	1	1			6	
	20.0mm							2	1					3	
	30.0mm								1					1	
	0.5 ~ 3.3%												1	1	
Daily Max. Wind Speed	3.4 ~ 7.9%	5	5	9	7	12	10	14	6	14	9	9	8	108	
	8.0 ~ 13.8%	16	11	16	18	17	19	15	11	14	18	11	12	178	
	13.9%	10	12	6	5	2	1	2	2	1	4	9	11	65	
	10 - Day Summary	Mean Temp.	1st	59	27	49	114	158	192	255	276	218	194	114	42
2nd			20	37	69	134	163	203	262	250	218	162	73	16	
3rd			23	43	78	145	186	224	270		202	136	77	37	
Mean Max. Temp.		1st	107	59	103	173	212	238	282	323	260	236	177	91	
		2nd	55	99	136	184	236	262	297	289	258	199	130	54	
		3rd	63	93	125	205	254	267	310		258	194	123	87	
Mean Min. Temp.		1st	17	- 2	- 7	59	98	145	235	240	177	164	50	- 3	
		2nd	- 20	- 29	4	78	94	151	232	217	177	128	19	- 19	
		3rd	- 14	- 10	35	74	121	193	238		155	80	22	- 5	
Mean Wind Speed		1st	26	39	34	26	28	31	31	25	16	25	22	26	
		2nd	38	38	27	31	18	22	22	23	31	31	26	31	
		3rd	36	36	28	27	20	18	23		22	26	34	25	
Total Precip.	1st	65	70	15	230	150	160	440	135	615	895	20	75		
	2nd	30	45	65	165	10	5	410	1220	275	70	10	110		
	3rd	30	145	160	20	5	60	15		40			165		

Element		1	2	3	4	5	6	7	8	9	10	11	12						
(0.1 )	Air Temp.	Mean	1	17	57	133	179	195	254	233	189	145	75	- 3	123				
		Mean Max.	45	68	113	195	251	265	313	287	240	186	129	39	178				
		Mean Min.	- 35	- 28	16	85	122	146	216	202	153	113	31	- 45	81				
		Highest	102	140	171	294	339	344	386	360	292	267	200	114	386				
		Date	2	16	30	30	29	19	13	4	9	9	3	3	07/13				
		Lowest	- 108	- 93	- 53	16	68	97	175	141	103	39	- 52	- 112	- 112				
		Date	15	11	8	2	2	2	28	31	29	30	19	12	12/12				
(0.1mm)	Precip. Highest. 1	00~24h Total	85	145	240	925	270	315	910	1940	1855	750		175	7610				
		Daily	70	110	65	265	185	130	320	675	660	245		175	675				
		Date	5	22	20	17	9	13	29	14	11	6		24	08/14				
		Hourly	20	25	55	65	40	80	200	295	190	65		110	295				
(0.1%)	Wind	Date	5	22	2	17	9	13	29	20	11	6		24	08/20				
		Mean Speed	17	18	13	14	12	11	11	10	11	11	14	16	13				
		Highest Gust Speed	112	113	96	103	99	92	78	71	96	110	112	113	113				
(0.1%)	Wind Directions Only	Dir.	N	NW	NW	SSE	SSW	WSW	NNW	S	NNE	NNE	WNW	NNW	NNW				
		Date	14	9	6	14	14	8	17	24	15	22	19	11	12/11				
		(0.1%)	Hourly Occurrence Maximum Speed	NNE	17	16	20	27	20	22	21	19	31	26	16	26	31		
				NE	15	15	20	26	21	23	15	17	18	18	10	17	26		
				ENE	16	11	17	19	13	21	10	16	15	11	14	14	21		
				E	18	22	16	15	33	24	24	17	13	20	8	10	33		
				ESE	18	20	29	25	25	25	27	31	18	17	16	12	31		
				SE	21	12	23	20	21	22	21	20	17	16	20	20	23		
				SSE	28	26	19	37	20	18	21	26	17	18	33	22	37		
				S	32	30	24	45	25	28	30	20	16	15	30	23	45		
				SSW	29	42	24	43	23	23	26	23	21	23	35	30	43		
				SW	43	39	35	33	28	26	26	20	26	29	38	32	43		
				WSW	48	48	39	30	34	32	28	26	24	25	32	42	48		
				W	40	51	35	31	44	37	30	21	25	31	35	42	51		
				WNW	41	39	37	35	35	24	20	25	20	37	28	40	41		
				NW	41	42	45	27	23	31	19	29	24	31	37	46	46		
				NNW	40	41	30	40	31	31	30	28	38	46	33	36	46		
				N	26	29	35	36	25	28	23	27	38	45	26	26	45		
				(0.1%)	Hourly Occurrence Percentage	CALM	92	82	125	99	135	200	181	245	222	227	64	65	145
						NNE	19	9	40	33	13	26	19	49	61	78	15	11	31
						NE	13	6	30	17	13	22	3	30	29	44	4	3	18
		ENE	9			4	16	4	13	24	4	22	6	28	3	7	12		
		E	11			10	16	15	20	39	9	22	32	32	4	5	18		
		ESE	12			12	26	17	46	76	24	36	31	19	25	15	28		
		SE	24			10	56	49	50	54	32	27	50	20	51	36	39		
		SSE	59			60	58	135	87	64	83	58	60	54	110	85	76		
		S	69			61	101	142	135	83	149	69	56	32	129	83	93		
SSW	69	60	48			110	101	75	142	32	36	30	97	74	73				
SW	84	92	59			58	71	50	81	22	45	27	132	91	67				
WSW	117	129	77			57	81	49	43	22	68	39	93	130	75				
W	166	176	85			58	54	36	26	19	35	42	71	145	75				
WNW	88	116	63			49	65	24	40	27	29	27	78	118	60				
NW	72	79	59			35	38	13	27	23	25	28	69	73	45				
NNW	58	73	70			50	43	93	83	146	78	95	39	44	73				
N	38	21	71			74	35	72	52	154	137	177	15	15	72				

Element		1	2	3	4	5	6	7	8	9	10	11	12			
Number of Days With Classified	Daily Max. Temp.	0.0	5	1										5	11	
		0.1 ~ 10.0	25	21	10	1							8	24	89	
		10.1 ~ 20.0	1	6	21	17	4	1				3	24	22	2	101
		20.1 ~ 30.0				12	23	24	8	22	27	7				123
		30.1					4	5	23	9						41
	Daily Mean Temp.	- 5.0	4	1											3	8
		- 4.9 ~ 0.0	10	8	2								1	15	36	
		0.1 ~ 10.0	17	19	29	5						2	20	13	105	
		10.1 ~ 20.0				24	24	16		2	23	28	9		126	
		20.1				1	7	14	31	28	7	1			89	
	Daily Min. Temp.	- 15.0														
		- 14.9 ~ - 5.0	13	7	1								1	16	38	
		- 4.9 ~ 0.0	8	14	6								7	12	47	
		0.1 ~ 10.0	10	7	24	22	6	1				10	21	3	104	
		10.1				8	25	29	31	31	30	21	1		176	
	Daily Precip.	0.1mm	3	4	9	9	4	9	14	14	8	11		1	86	
		10.0mm		1		4	1	1	4	7	4	3		1	26	
		30.0mm							1	1	3				5	
		80.0mm														
		100.0mm														
Hourly Max. Precip.	1.0mm	2	3	7	7	3	7	8	9	7	8		1	62		
	6.0mm				1		1	4	7	3	2		1	19		
	10.0mm							3	4	2			1	10		
	20.0mm							1	2					3		
	30.0mm															
Daily Max. Wind Speed	0.5 ~ 3.3%	2						3	1	1				7		
	3.4 ~ 7.9%	17	13	27	23	26	27	28	30	26	27	21	13	278		
	8.0 ~ 13.8%	12	15	4	7	5	3			3	4	9	18	80		
	13.9%															
10 - Day Summary	Mean Temp.	1st	39	5	38	114	161	180	249	248	198	174	118	7		
		2nd	-20	25	69	140	179	193	271	220	192	141	49	-28		
		3rd	-12	23	65	146	196	214	244	233	179	122	59	11		
	Mean Max. Temp.	1st	73	57	94	161	229	253	305	311	250	213	175	50		
		2nd	29	79	128	205	246	266	339	258	235	174	104	15		
		3rd	35	69	116	218	276	275	296	291	235	173	107	51		
	Mean Min. Temp.	1st	10	-35	-5	74	107	127	218	216	162	147	76	-37		
		2nd	-58	-29	24	91	123	139	225	200	159	116	4	-70		
		3rd	-55	-18	30	89	136	170	206	190	137	80	14	-29		
	Mean Wind Speed	1st	13	20	15	15	12	12	12	9	9	9	15	15		
		2nd	18	20	12	14	13	11	13	9	13	10	15	18		
		3rd	19	13	12	13	11	9	8	11	10	14	13	16		
Total Precip.	1st	80	15	65	420	200	40	85	480	165	460					
	2nd		5	75	500	50	170	30	1260	1295	275					
	3rd	5	125	100	5	20	105	795	200	395	15		175			

Element		1	2	3	4	5	6	7	8	9	10	11	12					
(0.1 )	Air Temp.	Mean	18	38	86	163	215	242	285	272	223	171	87	14	151			
		Mean Max.	69	92	143	224	280	310	332	320	276	220	148	65	207			
		Mean Min.	-26	-13	35	105	156	189	247	234	176	131	33	-35	103			
		Highest	137	165	204	309	364	365	380	382	307	293	221	132	382			
		Date	8	16	30	30	29	19	22	6	25	9	8	3	08/06			
		Lowest	-78	-58	-19	33	104	140	197	173	105	27	-28	-95	-95			
		Date	15	11	8	2	3	4	27	31	30	31	25	14	12/14			
(0.1mm)	Precip.	00~24h Total	5	285	400	570	340	885	895	1690	1040	555		115	6780			
		Highest. 1	Daily	5	225	200	195	205	625	280	710	575	265		115	710		
			Date	30	22	25	11	9	25	29	14	27	12		24	08/14		
			Hourly	5	40	35	60	105	570	110	200	120	75		75	570		
(0.1%)	Wind	Mean Speed	19	19	6	18	21	22	18	20	17	15	17	22	18			
		Highest Gust Speed	90	67	34	128	144	118	123	134	115	122	132	132	144			
		Dir.	W	W	WNW	NW	WNW	NW	W	W	ESE	WNW	W	NW	WNW			
		Date	14	1	3	18	7	1	15	24	15	29	10	24	05/07			
(0.1%)	Wind Directions Only	Hourly Occurrence Maximum Speed	NNE	14	9	7	10	20	17	13	21	34	13	10	11	34		
			NE	11	17	13	32	20	44	15	30	23	45	20	15	45		
			ENE	13	14	11	17	20	16	25	24	48	58	13	17	58		
			E	33	25	10	57	47	57	47	41	50	53	18	10	57		
			ESE	38	28	10	52	48	55	45	43	54	42	10	14	55		
			SE	22	22	18	38	53	54	47	49	53	45	11	18	54		
			SSE	11	15	9	28	22	38	26	33	32	32		28	38		
			S	6	14		31	28	37	30	36	20	10	13	17	37		
			SSW	9	12	8	35	28	22	25	29	16	11	16	5	35		
			SW	13	19		38	21	22	24	22	23	15	17	14	38		
			WSW	21	21	10	35	42	35	31	32	23	22	30	25	42		
			W	60	49	25	56	59	51	55	59	33	31	52	73	73		
			WNW	58	47	26	50	72	58	45	41	46	52	63	59	72		
			NW	46	47	23	51	43	49	33	36	38	31	47	61	61		
			NNW	8	31	11	28	27	42	31	27	21	32	33	29	42		
			N	7	19	5	20	27	19	17	19	30	29	19	11	30		
			(0.1%)	Hourly Occurrence Percentage	CALM	147	92	622	206	24	11	39	30	44	110	86	95	126
					NNE	9	13	4	15	30	18	19	17	36	34	33	22	21
					NE	39	37	27	63	46	40	48	43	133	106	94	59	61
					ENE	13	15	11	21	17	19	28	28	57	60	31	22	27
					E	26	36	16	43	52	71	63	109	101	141	4	8	56
					ESE	16	24	23	67	63	153	81	165	89	98	3	4	66
					SE	15	22	13	24	81	195	112	222	104	82	6	4	74
					SSE	1	4	1	11	13	31	19	30	10	8		3	11
					S	4	6		11	11	26	32	5	6	7	6	4	10
					SSW	1	3	1	15	9	19	15	4	6	3	1	1	7
					SW	4	12		10	13	10	19	8	6	7	13	4	9
					WSW	19	33	9	43	22	21	38	16	21	26	42	46	28
					W	218	167	62	171	196	110	161	85	108	83	186	164	142
					WNW	394	380	161	185	243	142	128	108	161	129	325	433	231
NW	86	137	42	86	124	97	149	85	81	60	113	108	97					
NNW	4	12	5	15	31	28	42	35	25	27	38	15	23					
N	3	6	1	15	24	7	8	11	13	19	21	9	11					

Element		1	2	3	4	5	6	7	8	9	10	11	12		
Number of Days With Classified	Daily Max. Temp.	0.0												1	1
		0.1 ~ 10.0	25	16	4								6	27	78
		10.1 ~ 20.0	6	12	26	9						8	19	3	83
		20.1 ~ 30.0			1	20	22	12	4	7	25	23	5		119
		30.1				1	9	18	27	24	5				84
	Daily Mean Temp.	-5.0													
		-4.9 ~ 0.0	11	3										7	21
		0.1 ~ 10.0	20	25	22	1							18	24	110
		10.1 ~ 20.0			9	25	10	1			3	24	12		84
	Daily Min. Temp.	20.1				4	21	29	31	31	27	7			150
		-15.0													
		-14.9 ~ -5.0	10	2										8	20
		-4.9 ~ 0.0	13	20	3								6	19	61
	Daily Precip.	0.1 ~ 10.0	8	6	28	13						5	23	4	87
		10.1				17	31	30	31	31	30	26	1		197
		0.1mm	1	3	9	9	3	7	13	15	5	4		1	70
		10.0mm		1	1	2	2	2	3	4	2	2		1	20
	Hourly Max. Precip.	30.0mm						1		1	2				4
		80.0mm													
		100.0mm													
1.0mm			2	6	8	2	7	10	12	5	4		1	57	
6.0mm					1	1	1	3	5	2	1		1	15	
Daily Max. Wind Speed	10.0mm					1	1	2	2	2				8	
	20.0mm						1		1					2	
	30.0mm						1							1	
	0.5 ~ 3.3%	1	2	27									1	1	32
Daily Max. Wind Speed	3.4 ~ 7.9%	22	26	1	9	17	12	18	22	23	25	16	12	203	
	8.0 ~ 13.8%	8			16	13	18	13	9	7	6	13	18	121	
	13.9%					1								1	
	10 - Day Summary	Mean Temp.	1st	52	27	63	146	194	224	283	292	230	202	130	25
2nd			0	42	100	165	213	243	293	255	228	169	69	-10	
3rd			4	47	95	180	236	258	278	269	213	146	62	26	
Mean Max. Temp.		1st	103	78	119	201	259	290	323	343	283	244	198	79	
		2nd	53	101	164	226	274	317	346	298	274	212	124	41	
		3rd	52	99	145	247	305	321	329	320	272	205	121	75	
Mean Min. Temp.		1st	11	-15	12	93	135	172	253	253	183	169	71	-25	
		2nd	-43	-19	36	110	155	185	251	226	185	134	17	-62	
		3rd	-43	-3	54	113	175	209	239	225	161	94	11	-19	
Mean Wind Speed		1st	14	24	12	12	22	25	16	22	17	15	15	19	
		2nd	22	18	4	21	22	25	19	19	19	15	21	24	
		3rd	20	14	2	20	20	17	19	19	15	16	16	22	
Total Precip.	1st		5	60	185	340	20	110	310	75	290				
	2nd		55	70	370		80	170	1275	390	265				
	3rd	5	225	270	15		785	615	105	575		115			

Element		1	2	3	4	5	6	7	8	9	10	11	12				
(0.1 )	Air Temp.	Mean	72	72	99	151	179	210	276	275	235	193	123	70	163		
		Mean Max.	98	106	133	192	225	246	312	310	263	217	158	99	197		
		Mean Min.	44	34	61	106	136	179	247	246	204	165	82	40	129		
		Highest	163	193	183	263	289	287	337	343	305	263	245	157	343		
		Date	29	16	29	30	31	30	10	24	6	9	10	23	08/24		
		Lowest	3	-10	20	67	111	134	220	192	153	89	32	-15	-15		
		Date	23	19	7	4	17	14	1	27	30	31	21	14	12/14		
(0.1mm)	Precip.	00~24h Total	345	175	470	655	460	765	660	1395	700	1665	135	345	7770		
		Highest. 1 Daily	140	115	145	200	195	425	255	510	290	675	70	160	675		
		Date	7	22	31	6	12	29	31	14	7	2	29	24	10/02		
		Hourly Date	30	25	55	90	80	90	190	260	125	200	35	130	260		
(0.1%)	Wind	Mean Speed	56	58	42	40	31	27	22	27	34	40	37	50	39		
		Highest Gust Speed	231	217	199	182	140	190	163	168	170	189	206	220	231		
		* Dir.	WNW	W	W	SSW	WNW	SE	S	SSE	ENE	WNW	WNW	WNW	WNW		
(0.1%)	Wind Directions Only	Date	20	9	2	14	26	6	2	22	15	29	18	16	01/20		
		Hourly Occurrence Maximum Speed	32	24	46	23	38	22	33	30	28	34	25	26	46		
		NNE	98	51	76	117	43	61	94	56	108	103	24	24	117		
		NE	111	48	90	117	64	54	92	57	108	87	45	41	117		
		ENE	42	59	69	74	64	65	52	62	75	78	37	6	78		
		E	36	64	48	63	75	58	57	63	57	66	45	14	75		
		ESE	46	38	59	63	59	91	54	65	23	75	28	44	91		
		SE	32	28	73	80	60	48	70	72	17	54	24	65	80		
		SSE	24	110	18	117	59	37	91	57	45	87	91	47	117		
		S	38	79	27	82	26	20	59	35	51	66	28	32	82		
		SSW	31	44	29	67	29	22	44	31	22	22	38	31	67		
		SW	50	89	73	88	72	72	48	46	87	53	38	47	89		
		WSW	138	101	150	113	89	77	69	74	85	78	76	121	150		
		W	156	130	129	92	79	67	64	72	73	123	96	146	156		
		WNW	143	127	97	77	30	29	35	54	60	115	115	158	158		
		NW	38	34	30	43	13	17	38	36	28	46	46	71	71		
		NNW	19	32	33	19	15	16	25	24	22	38	14	35	38		
		(0.1%)	Hourly Occurrence Percentage	CALM	5	6	20	36	34	113	155	54	57	44	42	12	48
				NNE	7	3	26	21	16	21	42	15	21	26	17	8	18
				NE	65	9	46	58	19	49	82	62	158	352	8	17	78
				ENE	51	6	36	57	63	174	116	70	118	78	19	5	66
				E	3	12	24	38	69	86	63	106	67	35	10	1	43
				ESE	11	18	17	42	79	28	58	60	44	11	18	4	33
				SE	9	18	26	38	56	42	40	62	15	22	24	11	30
SSE	7			18	32	54	54	21	71	99	19	13	51	22	39		
S	11			46	36	40	26	15	89	47	24	43	58	62	41		
SSW	31			28	77	31	11	25	42	20	29	27	76	40	36		
SW	30			60	39	35	38	19	28	39	54	12	49	31	36		
WSW	40			27	35	107	137	106	32	48	57	12	29	19	54		
W	71			61	103	238	272	189	70	116	115	31	53	39	113		
WNW	304			419	257	133	78	67	42	102	139	102	249	144	168		
NW	343			256	184	47	38	26	36	74	64	169	275	552	172		
NNW	9			7	23	7	5	8	17	15	10	19	14	22	13		
N	4			6	19	19	7	11	17	11	8	4	8	11	11		



Element		1	2	3	4	5	6	7	8	9	10	11	12		
Number of Days With Classified	Daily Max. Temp.	0.0													
		0.1 ~ 10.0	16	12	4								2	18	52
		10.1 ~ 20.0	15	16	27	20	7					6	23	13	127
		20.1 ~ 30.0				10	24	30	8	7	29	25	5		138
	30.1							23	24	1				48	
	Daily Mean Temp.	- 5.0													
		- 4.9 ~ 0.0											8	29	100
		0.1 ~ 10.0	23	25	15										
		10.1 ~ 20.0	8	3	16	30	26	10				18	22	2	135
	20.1					5	20	31	31	30	13			130	
	Daily Min. Temp.	- 15.0													
		- 14.9 ~ - 5.0													
		- 4.9 ~ 0.0		1										1	2
		0.1 ~ 10.0	28	27	29	12						2	21	30	149
	10.1	3		2	18	31	30	31	31	30	29	9		214	
Daily Precip.	0.1mm	9	6	8	8	7	7	9	14	7	8	6	12	101	
	10.0mm	1	1	2	2	2	3	3	3	2	5		1	25	
	30.0mm						1		2		2			5	
	80.0mm														
	100.0mm														
Hourly Max. Precip.	1.0mm	7	3	6	7	4	6	8	12	5	7	3	7	75	
	6.0mm				1	1	1	4	4	2	3		1	17	
	10.0mm							1	3	2	2		1	9	
	20.0mm								1		1			2	
	30.0mm														
Daily Max. Wind Speed	0.5 ~ 3.3%														
	3.4 ~ 7.9%	3	3	7	4	9	16	12	9	10	7	10	3	93	
	8.0 ~ 13.8%	12	8	12	17	21	13	17	20	18	17	10	13	178	
	13.9%	16	17	12	9	1	1	2	2	2	7	10	15	94	
10 - Day Summary	Mean Temp.	1st	106	61	83	140	167	199	274	285	244	219	150	78	
		2nd	56	77	103	154	174	206	274	271	236	191	111	53	
		3rd	55	79	110	159	196	225	281	270	225	171	107	78	
	Mean Max. Temp.	1st	126	84	119	173	205	234	315	317	270	244	193	110	
		2nd	81	125	141	203	221	241	309	305	261	212	144	80	
		3rd	87	111	139	201	245	263	313	308	257	198	138	107	
	Mean Min. Temp.	1st	82	35	47	107	130	164	245	263	214	191	105	41	
		2nd	29	27	56	105	127	173	242	244	208	170	78	23	
		3rd	24	42	79	107	149	201	253	234	191	135	63	54	
	Mean Wind Speed	1st	51	65	57	44	37	36	26	30	28	32	33	45	
		2nd	61	59	31	44	27	31	15	27	46	49	38	58	
		3rd	57	50	38	32	29	15	24	26	28	40	39	48	
Total Precip.	1st	260	45	5	285	260	125	50	140	345	1380		75		
	2nd	25	15	140	275	195	135	270	790	265	285	15	75		
	3rd	60	115	325	95	5	505	340	465	90		120	195		

	Element	1	2	3	4	5	6	7	8	9	10	11	12					
(0.1 )	Air Temp.	Mean	56	56	85	147	182	215	283	288	239	191	100	48	158			
		Mean Max.	97	107	139	207	248	268	332	335	282	231	157	91	208			
		Mean Min.	20	3	28	86	116	166	243	250	198	152	48	5	110			
		Highest	177	188	200	302	316	323	386	360	336	302	242	150	386			
		Date	29	20	29	30	30	18	25	7	6	10	10	23	07/25			
		Lowest	-32	-47	-30	20	71	105	205	187	132	47	-7	-42	-47			
		Date	17	19	11	4	16	3	13	27	30	31	21	14	02/19			
(0.1mm)	Precip.	00~24h Total	450	210	645	735	515	735	1120	2565	895	1985	120	350	10325			
		Highest. 1	Daily	160	95	250	210	225	395	335	985	480	760	80	145	985		
			Date	7	22	20	6	12	29	31	22	11	2	29	24	08/22		
			Hourly	45	25	85	80	100	80	210	720	250	305	30	120	720		
	Date	5	22	31	17	12	29	31	22	11	2	29	24	08/22				
(0.1%)	Wind	Mean Speed	30	33	24	25	21	19	17	19	20	23	21	26	23			
		Highest Gust Speed	188	179	168	165	113	151	121	116	130	156	173	156	188			
		Dir.	NW	NNW	NNW	S	WNW	S	SSW	SSE	ENE	W	NW	W	NW			
		Date	20	10	2	5	10	6	7	20	15	29	18	24	01/20			
(0.1%)	Wind Directions Only	Hourly Occurrence Maximum Speed	NNE	23	28	32	27	28	27	30	31	32	40	38	18	40		
			NE	45		35	34	29	28	29	36	42	47	22	24	47		
			ENE	57	27	39	62	30	42	43	42	59	56	19	25	62		
			E	44	37	33	53	44	39	41	41	43	40	22	13	53		
			ESE	29	39	34	49	52	47	41	44	46	44	24	31	52		
			SE	21	40	40	43	47	37	42	39	37	28	39	10	47		
			SSE	35	36	49	46	43	77	20	50	35	65	19	36	77		
			S	18	44	41	55	49	55	54	51	23	69	29	31	69		
			SSW	18	78	18	76	38	31	57	40	40	56	17	24	78		
			SW	18	70	15	51	52	30	56	22	34	28	47	25	70		
			WSW	27	41	36	41	26	17	31	22	19	16	28	31	41		
			W	38	53	41	66	42	36	35	36	48	35	33	60	66		
			WNW	61	49	72	55	58	52	39	36	46	32	40	60	72		
			NW	75	69	69	66	49	48	41	40	41	62	57	64	75		
			NNW	63	59	53	40	31	29	28	27	33	55	60	58	63		
			N	28	25	28	39	25	24	29	35	29	40	39	48	48		
			(0.1%)	Hourly Occurrence Percentage	CALM	16	9	36	49	57	120	161	77	75	46	43	22	59
					NNE	4	6	34	29	15	24	47	23	21	81	15	8	26
					NE	22		20	33	11	35	41	15	47	183	13	12	36
					ENE	59	6	30	35	17	61	57	41	150	122	6	5	49
					E	24	6	15	38	41	91	65	47	49	48	4	1	36
ESE	11	6			24	29	54	86	59	70	72	30	11	1	38			
SE	8	15			22	28	61	36	57	63	40	15	11	1	30			
SSE	8	21			24	38	68	39	35	50	21	16	22	8	29			
S	8	18			20	64	58	38	93	121	25	16	42	36	45			
SSW	27	63			95	79	81	58	126	77	67	71	121	77	79			
SW	30	52			52	39	36	25	57	41	39	47	88	52	46			
WSW	43	61			43	56	46	22	46	47	43	11	58	40	43			
W	69	51			63	103	117	99	16	63	79	26	46	35	64			
WNW	92	91			120	193	167	121	18	87	108	43	65	71	98			
NW	351	427			235	132	102	88	66	95	99	132	244	247	184			
NNW	215	153	124	38	47	39	24	48	49	69	183	320	109					
N	13	16	43	19	23	18	32	33	17	46	28	62	29					

Element		1	2	3	4	5	6	7	8	9	10	11	12		
Number of Days With Classified	Daily Max. Temp.	0.0													
		0.1 ~ 10.0	17	13	4								2	19	55
		10.1 ~ 20.0	14	15	27	17	3					7	26	12	121
		20.1 ~ 30.0				12	24	27	2	3	27	21	2		118
	Daily Mean Temp.	30.1				1	2	2	29	27	3	1			65
		- 5.0													
		- 4.9 ~ 0.0													
		0.1 ~ 10.0	27	26	26	1							16	31	127
	Daily Min. Temp.	10.1 ~ 20.0	4	2	5	29	24	5			1	15	14		99
		20.1					5	24	31	29	29	14			132
		- 15.0													
		- 14.9 ~ - 5.0	11	16	9								1	11	48
	Daily Precip.	- 4.9 ~ 0.0	19	12	22	18	10					6	27	20	134
		0.1 ~ 10.0	1			12	19	29	31	30	30	23	2		177
		10.1													
		0.1mm	8	7	9	9	7	6	10	15	7	8	5	10	101
	Hourly Max. Precip.	10.0mm	3		3	3	2	3	4	5	2	5		1	31
		30.0mm						1	2	3	1	3			10
		80.0mm								1					1
		100.0mm													
		1.0mm	7	4	7	8	6	5	10	14	6	7	2	5	81
6.0mm				1	1	1	1	4	6	2	3		1	20	
Daily Max. Wind Speed	10.0mm					1		4	4	1	3		1	14	
	20.0mm							2	3	1	1			7	
	30.0mm								1		1			2	
	0.5 ~ 3.3%														
Daily Max. Wind Speed	3.4 ~ 7.9%	7	7	15	7	10	19	18	17	16	16	16	9	157	
	8.0 ~ 13.8%	18	12	12	19	19	10	13	13	14	12	13	19	174	
	13.9%	6	9	4	4		1				3	1	3	31	
10 - Day Summary	Mean Temp.	1st	89	46	69	135	168	203	267	306	249	229	130	53	
		2nd	39	63	84	150	175	216	274	283	241	199	88	34	
		3rd	42	61	99	158	204	226	306	275	227	140	84	55	
	Mean Max. Temp.	1st	122	81	123	182	223	265	314	346	289	264	191	103	
		2nd	79	124	148	219	250	272	322	331	278	231	143	68	
		3rd	90	116	145	220	276	266	356	327	279	193	136	100	
	Mean Min. Temp.	1st	58	9	15	90	114	147	234	273	211	193	68	6	
		2nd	1	- 6	15	82	104	158	229	250	205	168	41	0	
		3rd	3	8	51	86	133	198	263	228	180	89	34	9	
	Mean Wind Speed	1st	27	35	31	27	25	24	21	20	17	20	20	24	
		2nd	32	35	20	27	19	22	13	17	27	26	22	29	
		3rd	31	28	22	22	19	12	17	19	17	23	21	25	
	Total Precip.	1st	395	75	5	365	255	140	105	695	310	1580		85	
		2nd	5	40	250	270	225	170	460	715	480	405	15	70	
		3rd	50	95	390	100	35	425	555	1155	105		105	195	

Element		1	2	3	4	5	6	7	8	9	10	11	12					
(0.1 )	Air Temp.																	
	Mean	51	45	76	139	174	208	284	272	224	178	110	61	152				
	Mean Max.	85	93	119	181	229	252	326	313	265	211	153	92	193				
	Mean Min.	14	- 9	24	92	118	167	246	234	185	145	63	28	109				
	Highest	166	176	166	246	278	284	368	347	307	274	228	154	368				
	Date	29	16	29	30	29	5	21	3	6	10	10	24	07/21				
	Lowest	-27	-48	-20	32	73	107	209	173	144	72	27	-6	-48				
Date	28	19	7	3	15	4	13	27	13	30	28	14	02/19					
(0.1mm)	Precip.																	
	00~24h Total	330	410	475	785	505	545	305	1760	785	1670	165	280	8015				
	Highest. 1 Daily	130	260	185	345	250	350	260	745	370	825	70	110	825				
	Date	8	22	20	6	12	29	11	21	7	2	29	24	10/02				
Hourly	45	50	60	110	145	65	165	375	240	395	30	80	395					
Date	8	22	31	17	12	29	11	21	6	2	29	10	10/02					
(0.1%)	Wind																	
	Mean Speed	32	34	28	29	20	18	24	22	23	27	24	33	26				
	Highest Gust Speed	210	224	185	195	138	147	163	120	169	179	131	187	224				
Dir.	NNW	SSW	S	SSW	NNE	SSW	WSW	WSW	E	S	NNE	NNW	SSW					
Date	20	19	29	14	12	6	10	24	15	1	18	24	02/19					
(0.1%)	Wind Directions Only	Hourly Occurrence Maximum Speed	NNE	61	59	63	49	37	35	39	39	39	60	62	56	63		
			NE	37	48	60	44	58	57	42	59	45	50	59	70	70		
			ENE	55	27	50	41	54	50	51	56	55	56	44	32	56		
			E	54	47	48	77	61	50	50	52	72	52	20	29	77		
			ESE	51	37	42	59	44	42	37	56	65	56	28	30	65		
			SE	22	33	26	22	70	49	21	24	26	36	28	29	70		
			SSE	32	31	26	27	25	29	16	27	22	73	29	37	73		
			S	24	31	25	71	19	55	34	43	17	85	27	24	85		
			SSW	27	112	68	101	37	59	69	56	22	107	30	32	112		
			SW	56	103	65	93	77	44	75	58	76	72	49	63	103		
			WSW	51	90	93	81	61	49	66	68	68	56	47	41	93		
			W	50	61	52	75	54	44	47	63	56		57	64	75		
			WNW	54	63	76	46	46	46	36	45	43	37	56	59	76		
			NW	99	104	74	47	47	53	43	46	36	81	59	87	104		
			NNW	92	96	78	52	46	37	41	37	38	72	70	92	96		
			N	62	56	55	49	26	27	38	33	40	51	58	74	74		
			(0.1%)	Hourly Occurrence Percentage	CALM	13	6	27	31	63	126	101	65	56	27	26	8	46
					NNE	101	65	101	44	52	61	38	55	44	56	115	85	68
					NE	66	74	95	83	60	118	66	87	79	140	82	54	84
ENE	30	3			51	44	42	53	35	71	68	112	24	20	46			
E	67	12			42	54	31	57	44	66	126	160	18	13	58			
ESE	31	21			23	26	22	39	26	31	93	157	13	11	41			
SE	19	24			34	15	19	36	23	39	36	43	47	32	31			
SSE	79	95			74	31	54	50	20	73	90	106	124	78	73			
S	47	73			58	40	55	21	24	54	43	38	75	40	47			
SSW	32	71			77	99	60	63	99	82	43	38	97	89	71			
SW	44	61			73	171	126	60	212	106	75	20	64	36	88			
WSW	16	33			23	96	62	49	117	99	65	7	22	12	50			
W	19	7			20	60	55	36	56	44	32		8	26	30			
WNW	31	30			56	43	73	38	35	23	24	9	15	42	35			
NW	81	109			93	58	91	86	44	44	42	19	64	171	75			
NNW	204	238	102	74	97	82	39	40	50	31	128	215	108					
N	120	77	52	31	38	26	20	20	33	38	78	69	50					

Element		1	2	3	4	5	6	7	8	9	10	11	12		
Number of Days With Classified	Daily Max. Temp.	0.0													
		0.1 ~ 10.0	20	17	7							2	20	66	
		10.1 ~ 20.0	11	11	24	22	5					13	26	11	123
		20.1 ~ 30.0				8	26	30	4	9	29	18	2		126
	Daily Mean Temp.	30.1							27	22	1				50
		- 5.0													1
		- 4.9 ~ 0.0		1											
		0.1 ~ 10.0	27	26	27	2							12	29	123
	Daily Min. Temp.	10.1 ~ 20.0	4	1	4	27	27	9			2	24	18	2	118
		20.1				1	4	21	31	31	28	7			123
		- 15.0													
		- 14.9 ~ - 5.0	15	21	6										4
	Daily Precip.	- 4.9 ~ 0.0	16	7	25	17	9					3	29	27	133
		0.1 ~ 10.0				13	22	30	31	31	30	28	1		186
		10.1	10	8	8	6	7	8	4	13	8	10	7	9	98
		10.0mm	1	1	2	3	2	1	1	4	3	4		1	23
	Hourly Max. Precip.	30.0mm				1		1			2	1	1		6
		80.0mm										1			1
		100.0mm													
		1.0mm	5	5	6	5	4	6	2	11	3	7	4	7	65
Daily Max. Wind Speed	6.0mm			1	1	1	1	1	4	2	2		1	14	
	10.0mm				1	1		1	3	2	1			9	
	20.0mm								2	1	1			4	
	30.0mm								1		1			2	
Daily Max. Wind Speed	0.5 ~ 3.3%														
	3.4 ~ 7.9%	10	10	16	16	21	18	11	16	17	14	17	11	177	
	8.0 ~ 13.8%	17	12	11	6	10	11	17	15	10	14	13	14	150	
10 - Day Summary	Mean Temp.	13.9%	4	6	4	8		1	3		3	3	6	38	
		1st	83	35	60	126	165	197	282	291	233	207	138	69	
		2nd	34	56	79	140	168	204	278	266	224	173	94	46	
	Mean Max. Temp.	3rd	38	46	87	151	187	221	291	261	214	156	99	69	
		1st	114	70	105	163	221	249	320	331	272	243	188	102	
		2nd	63	111	128	183	220	252	316	307	256	199	139	71	
	Mean Min. Temp.	3rd	77	98	123	196	246	256	340	301	267	194	132	102	
		1st	53	- 7	13	84	115	150	248	256	198	171	83	36	
		2nd	- 1	- 17	18	90	108	158	242	231	187	151	51	16	
	Mean Wind Speed	3rd	- 7	- 1	40	100	132	193	249	216	171	118	56	33	
		1st	28	35	35	32	23	23	33	24	20	24	22	33	
		2nd	35	37	25	29	22	20	22	21	30	28	24	37	
Total Precip.	3rd	32	28	25	27	16	12	19	21	19	28	26	30		
	1st	260	100	30	380	250	70	5	235	620	1225		95		
	2nd	10	50	185	340	250	100	290	725	160	445	40	40		
(0.1mm)	3rd	60	260	260	65	5	375	10	800	5		125	145		

	Element	1	2	3	4	5	6	7	8	9	10	11	12				
(0.1 )	Air Temp.	Mean	5	18	65	142	191	226	276	265	214	159	73	9	137		
		Mean Max.	59	76	132	215	267	292	320	315	274	220	134	57	197		
		Mean Min.	-42	-33	6	81	124	170	244	225	163	111	19	-34	86		
		Highest	145	161	197	302	318	343	359	370	312	285	225	140	370		
		Date	8	16	30	16	29	23	21	5	26	10	7	3	08/05		
		Lowest	-113	-79	-35	10	89	102	217	157	94	10	-30	-105	-113		
		Date	15	2	3	2	7	4	15	31	30	31	19	14	01/15		
(0.1mm)	Precip.	00~24h Total		545	240	540	555	1240	2560	2270	960	325	115	330	9680		
		Highest. 1 Daily		210	75	180	300	995	635	680	415	135	55	215	995		
		Date		22	2	17	31	26	15	21	27	1	23	24	06/26		
		Hourly Date		60	30	65	265	255	230	290	110	50	30	100	290		
(0.1%)	Wind	Mean Speed	13	15	14	16	14	15	14	14	11	10	13	14	14		
		Highest Gust Speed	113	105	106	128	120	123	130	109	80	119	124	115	130		
(0.1%)	Wind	Dir.	SW	WSW	W	SE	WSW	S	WSW	WNW	NNE	W	NW	NNW	WSW		
		Date	27	20	9	5	13	7	17	18	15	29	10	11	07/17		
Wind Directions Only	Hourly Occurrence Maximum Speed	NNE	23	22	20	24	22	22	15	30	32	34	23	25	34		
		NE	17	16	18	26	10	20	13	27	22	45	17	21	45		
		ENE	25	13	17	20	21	23	24	27	34	33	16	11	34		
		E	24	26	17	38	20	14	25	21	30	29	10	15	38		
		ESE	17	15	20	31	28	31	22	32	32	47	14	27	47		
		SE	24	41	24	58	34	36	34	46	20	41	27	39	58		
		SSE	23	44	17	47	35	46	47	43	22	21	36	28	47		
		S	24	44	25	41	31	23	37	29	22	23	32	32	44		
		SSW	16	42	31	57	26	19	55	31	26	14	29	20	57		
		SW	57	34	27	36	37	36	32	38	28	22	17	26	57		
		WSW	38	40	47	45	44	39	55	40	36	25	44	38	55		
		W	40	44	47	50	42	36	64	33	30	47	45	37	64		
		WNW	37	43	39	39	37	32	25	27	27	28	34	45	45		
		NW	45	45	48	40	33	36	33	31	32	38	40	45	48		
		NNW	36	37	38	31	28	34	27	31	22	23	43	32	43		
		N	31	27	32	35	19	30	19	28	23	34	34	31	35		
		(0.1%)	Hourly Occurrence Percentage	CALM	183	109	91	89	90	56	70	81	172	228	172	142	124
				NNE	35	10	12	21	12	6	11	44	42	24	28	52	25
				NE	8	13	8	10	1	17	11	26	29	31	10	15	15
				ENE	7	6	11	18	5	8	16	26	42	24	13	5	15
E	19			10	9	24	15	14	24	11	49	28	11	9	19		
ESE	13			18	9	17	13	24	31	39	25	31	11	13	20		
SE	51			54	51	61	55	88	116	109	58	50	61	58	68		
SSE	86			91	116	131	159	131	204	195	164	106	115	113	135		
S	111			104	112	125	160	121	168	138	104	121	114	102	124		
SSW	19			49	48	39	42	54	69	46	43	30	50	55	45		
SW	24			18	30	26	43	28	39	27	29	16	17	24	27		
WSW	26			37	86	82	82	110	47	39	31	17	31	32	52		
W	96			176	179	131	170	158	82	66	51	52	69	60	107		
WNW	71			101	97	74	82	74	63	46	33	47	57	58	67		
NW	112			121	91	97	38	63	24	47	71	99	110	118	82		
NNW	85			52	39	40	22	26	22	27	32	48	93	94	48		
N	54			31	11	17	9	25	4	35	25	46	39	47	29		

Element		1	2	3	4	5	6	7	8	9	10	11	12		
Number of Days With Classified	Daily Max. Temp.	0.0	2											1	3
		0.1 ~ 10.0	24	19	5								6	28	82
		10.1 ~ 20.0	5	9	26	12	2					9	23	2	88
		20.1 ~ 30.0				17	24	17	6	9	27	22	1		123
		30.1				1	5	13	25	22	3				69
	Daily Mean Temp.	-5.0	2												2
		-4.9 ~ 0.0	14	7	1									12	34
		0.1 ~ 10.0	15	21	28	2						2	24	19	111
		10.1 ~ 20.0			2	27	19	6		1	4	26	6		91
		20.1				1	12	24	31	30	26	3			127
	Daily Min. Temp.	-15.0	16	7										10	33
		-14.9 ~ -5.0	11	19	16								11	16	73
		-4.9 ~ 0.0	4	2	15	22	7				1	14	19	5	89
		0.1 ~ 10.0				8	24	30	31	31	29	17			170
		10.1													
	Daily Precip.	0.1mm		6	9	10	4	8	18	15	4	6	4	7	91
		10.0mm		2		2	2	2	9	7	4	1		1	30
		30.0mm					1	1	2	3	2				9
		80.0mm						1							1
		100.0mm													
Hourly Max. Precip.	1.0mm		6	8	8	4	6	16	15	4	5	4	5	81	
	6.0mm		1		1	2	2	10	8	3			1	28	
	10.0mm					1	1	7	5	2			1	17	
	20.0mm					1	1	2	4					8	
	30.0mm														
Daily Max. Wind Speed	0.5 ~ 3.3%		1									1		2	
	3.4 ~ 7.9%	23	17	22	14	21	24	24	25	29	27	24	24	274	
	8.0 ~ 13.8%	8	10	9	16	10	6	7	6	1	4	5	7	89	
	13.9%														
10 - Day Summary	Mean Temp. (0.1 )	1st	48	3	40	127	180	203	272	290	222	195	114	28	
		2nd	-18	25	71	143	186	230	271	260	216	154	56	-19	
		3rd	-12	29	81	157	205	247	285	248	204	130	49	18	
	Mean Max. Temp. (0.1 )	1st	102	51	102	198	252	264	312	342	278	243	185	75	
		2nd	35	90	155	212	262	303	321	302	273	212	115	29	
		3rd	41	90	139	235	286	310	327	302	271	207	102	66	
	Mean Min. Temp. (0.1 )	1st	4	-37	-15	70	118	143	242	247	176	155	55	-15	
		2nd	-65	-37	3	87	117	164	237	227	161	111	4	-65	
		3rd	-64	-23	28	85	135	202	253	204	152	70	-2	-24	
	Mean Wind Speed (0.1%)	1st	10	14	17	15	13	17	17	13	10	10	11	15	
		2nd	14	17	12	17	16	14	14	15	14	10	13	14	
		3rd	14	14	14	16	14	14	12	15	10	11	14	12	
Total Precip. (0.1mm)	1st		25	95	180	215	45	1080	245	215	185	10	95		
	2nd		310	35	335			800	525	330	135		5		
	3rd		210	110	25	340	1195	680	1500	415	5	105	230		

		Element	1	2	3	4	5	6	7	8	9	10	11	12			
(0.1 )	Air Temp.	Mean	39	38	70	137	179	207	273	262	212	165	96	43	143		
		Mean Max.	70	82	109	183	236	254	318	305	254	200	141	74	186		
		Mean Min.	8	-5	25	88	125	164	235	224	175	134	54	12	103		
		Highest	153	170	162	252	289	295	366	342	307	269	230	140	366		
		Date	29	16	19	30	29	17	21	4	6	10	10	24	07/21		
		Lowest	-37	-33	-17	32	76	108	203	164	129	49	24	-30	-37		
		Date	28	2	3	3	27	4	13	27	30	31	21	14	01/28		
(0.1mm)	Precip.	00~24h Total	470	385	630	755	440	600	480	1065	1120	1995	10	390	8340		
		Highest. 1	180	195	220	220	215	315	250	465	435	830	5	120	830		
		Daily	8	22	20	6	12	29	11	14	7	2	20	24	10/02		
		Date	8	22	31	17	12	29	11	14	6	2	20	10	10/02		
		Hourly	55	30	55	95	90	60	100	210	120	255	5	70	255		
		Date	8	22	31	17	12	29	11	14	6	2	20	10	10/02		
(0.1%)	Wind	Mean Speed	32	35	31	32	28	24	25	28	28	28	27	32	29		
		Highest Gust Speed	173	221	204	211	167	132	153	131	159	168	122	155	221		
		Dir.	NW	SSW	SSE	S	SE	ENE	SW	E	SW	S	WNW	WNW	SSW		
		Date	20	19	29	14	9	6	10	13	11	1	23	24	02/19		
(0.1%)	Wind Directions Only	Hourly Occurrence Maximum Speed	29	35	51	39	40	55	48	54	50	55	32	30	55		
		NNE	54	47	48	44	46	59	32	52	55	56	26	30	59		
		NE	59	61	52	72	63	61	45	55	66	55	19	25	72		
		ENE	47	52	46	66	68	68	54	66	68	55	17	31	68		
		E	32	31	46	23	86	49	64	53	65	42	17	19	86		
		ESE	40	44	45	51	58	46	41	44	45	49	46	48	58		
		SE	37	39	42	62	38	39	54	34	39	39	37	39	62		
		SSE	39	132	137	99	43	38	82	32	36	87	34	38	137		
		S	65	106	75	98	82	41	77	61	69	77	63	64	106		
		SSW	48	74	45	83	67	50	63	57	60	39	46	64	83		
		SW	60	67	73	66	62	61	64	61	64	57	57	65	73		
		WSW	79	67	70	54	51	50	47	48	45	71	57	77	79		
		W	91	74	69	45	65	55	47	43	36	68	62	83	91		
		WNW	68	65	55	40	38	44	44	40	35	60	62	68	68		
		NW	33	45	37	52	37	37	36	43	42	40	52	54	54		
		NNW	29	34	37	47	33	46	39	60	38	39	38	24	60		
				N	4	4	9	18	11	36	26	4	22	36	18	5	16
				CALM	15	18	36	35	38	47	77	51	22	52	26	11	36
				NNE	23	10	42	15	22	44	51	59	54	75	11	11	35
				NE	42	12	27	47	23	57	48	65	132	122	6	7	49
				ENE	42	9	22	18	42	42	20	39	60	126	11	4	36
				E	8	7	27	22	28	19	36	28	74	71	7	8	28
				ESE	54	61	58	60	108	96	128	124	115	140	121	74	95
				SE	125	158	177	107	171	153	136	141	140	90	217	125	145
				SSE	55	85	63	104	58	40	67	54	46	31	72	93	64
				S	60	68	63	144	71	29	65	47	32	9	47	66	58
		SSW	35	37	36	89	46	36	48	87	64	9	36	42	47		
		SW	58	71	67	81	91	69	62	85	57	31	39	50	63		
		WSW	116	159	103	61	91	75	34	40	57	12	71	116	77		
		W	222	207	93	35	42	49	47	34	31	40	136	233	97		
		WNW	89	45	52	44	47	47	46	32	39	52	115	108	60		
		NW	34	25	69	56	63	72	43	47	26	56	42	39	48		
		NNW	20	22	55	64	50	88	67	63	29	44	25	11	45		



Element		1	2	3	4	5	6	7	8	9	10	11	12		
Number of Days With Classified	Daily Max. Temp.	0.0													
		0.1 ~ 10.0	21	19	12								5	24	81
		10.1 ~ 20.0	10	9	19	19	1					20	23	7	108
		20.1 ~ 30.0				11	30	30	4	11	29	11	2		128
	Daily Mean Temp.	30.1							27	20	1				48
		- 5.0													
		- 4.9 ~ 0.0	2	1											3
		0.1 ~ 10.0	27	26	26	2						2	18	31	132
	Daily Min. Temp.	10.1 ~ 20.0	2	1	5	26	27	9			5	25	12		112
		20.1				2	4	21	31	31	25	4			118
		- 15.0													
		- 14.9 ~ - 5.0	15	20	6									10	51
	Daily Precip.	- 4.9 ~ 0.0	16	8	25	20	6					4	28	21	128
		0.1 ~ 10.0				10	25	30	31	31	30	27	2		186
		10.1	10	9	9	7	8	9	8	11	9	12	2	11	105
		10.0mm	2	1	2	3	1	2	1	4	4	5		1	26
	Hourly Max. Precip.	30.0mm						1			1	2	2		6
		80.0mm										1			1
		100.0mm													
		1.0mm	6	5	7	6	7	7	6	11	7	9		8	79
Daily Max. Wind Speed	6.0mm				1	1	1	1	4	3	3		1	15	
	10.0mm							1	2	3	1			7	
	20.0mm								1		1			2	
	30.0mm														
Daily Max. Wind Speed	0.5 ~ 3.3%	14	9	16	14	16	20	13	15	15	18	18	15	183	
	3.4 ~ 7.9%	15	13	12	9	13	10	16	16	14	11	12	13	154	
	8.0 ~ 13.8%	2	6	3	7	2		2		1	2		3	28	
10 - Day Summary	Mean Temp.	1st	73	26	53	124	173	197	270	280	222	196	125	52	
		2nd	22	46	75	137	172	204	268	257	213	162	80	26	
		3rd	24	45	79	151	192	219	281	250	201	139	83	52	
	Mean Max. Temp.	1st	101	58	94	161	228	254	313	320	262	235	178	83	
		2nd	48	101	119	191	226	258	312	300	248	187	125	51	
		3rd	63	90	113	197	252	252	329	297	253	180	118	85	
	Mean Min. Temp.	1st	44	- 5	12	83	121	146	235	247	187	164	73	19	
		2nd	- 4	- 14	24	83	116	158	228	223	178	139	44	- 2	
		3rd	- 13	5	39	98	138	189	243	205	159	102	44	19	
	Mean Wind Speed	1st	30	34	37	31	31	30	28	30	25	26	27	33	
		2nd	34	40	28	32	28	27	24	28	33	28	27	33	
		3rd	32	31	27	32	24	16	24	26	27	31	26	30	
	Total Precip.	1st	380	115	10	295	220	75	25	160	620	1350		115	
		2nd	15	75	225	370	215	135	325	575	470	645	10	60	
		3rd	75	195	395	90	5	390	130	330	30			215	

Element		1	2	3	4	5	6	7	8	9	10	11	12			
(0.1 )	Air Temp.	Mean	14	16	47	122	161	185	245	234	187	139	71	15	120	
		Mean Max.	52	64	93	172	219	236	293	283	232	178	125	48	166	
		Mean Min.	- 18	- 26	5	70	105	137	207	197	147	108	23	- 16	78	
		Highest	145	152	160	241	277	275	337	319	278	257	210	118	337	
		Date	29	19	29	16	29	19	21	24	6	10	10	23	07/21	
		Lowest	- 78	- 56	- 28	22	44	81	159	127	86	30	- 14	- 65	- 78	
		Date	26	10	17	3	27	14	13	27	30	31	21	14	01/26	
(0.1mm)	Precip.	00~24h Total	725	690	1050	1165	695	990	1355	2225	2025	2540	280	810	14550	
		Highest. 1	Daily	195	250	350	290	255	445	475	600	700	880	80	235	880
			Date	8	22	20	6	12	29	31	22	11	2	20	24	10/02
			Hourly	50	45	70	85	100	105	205	275	255	250	45	125	275
(0.1%)	Wind	Date	8	22	25	17	12	29	31	22	11	2	20	24	08/22	
		Mean Speed	31	34	26	26	21	18	14	18	20	20	24	31	24	
		Highest Gust Speed	190	182	168	224	185	217	154	151	174	211	139	195	224	
		* Dir.	NW	SSW	NW	SSW	S	SSE	SSE	S	SSW	SSE	NW	NW	SSW	
(0.1%)	Wind Directions Only	Date	20	20	1	5	9	6	3	20	11	1	4	24	04/05	
		Hourly Occurrence Maximum Speed	23	25	29	31	21	24	25	23	25	21	24	21	31	
		NNE	19	33	31	23	20	30	27	30	21	38	22	18	38	
		NE	36	14	31	18	17	24	31	24	35	38	20	47	47	
(0.1%)	Hourly Occurrence Percentage	ENE	25	20	28	27	20	27	23	33	52	44	18	14	52	
		E	49	27	34	57	14	37	30	27	52	51	15	18	57	
		ESE	33	34	34	55	40	45	37	42	35	50	19	18	55	
		SE	40	53	39	42	76	58	36	66	50	60	49	25	76	
		SSE	40	57	37	43	97	84	42	49	48	109	47	40	109	
		S	31	75	22	95	36	78	51	42	58	72	25	33	95	
		SSW	19	67	62	59	25	46	37	22	38	41	18	19	67	
		SW	37	72	40	54	52	17	30	24	32	26	24	35	72	
		WSW	49	63	42	70	44	21	43	27	22	21	26	53	70	
		W	66	58	59	73	56	47	44	46	48	37	45	69	73	
		WNW	90	79	81	61	51	41	33	40	34	78	74	87	90	
		NW	33	33	31	41	31	27	29	25	33	37	33	50	50	
		NNW	22	27	30	42	24	27	23	20	23	30	42	23	42	
		N	23	16	30	28	30	92	97	38	33	34	21	7	37	
		CALM	7	16	42	35	42	31	46	31	10	12	14	5	24	
		NNE	15	7	44	33	11	43	48	26	14	51	11	5	26	
		NE	5	6	22	14	12	13	43	27	29	67	6	11	21	
		ENE	4	3	15	10	12	14	24	16	58	117	7	3	24	
		E	51	6	16	43	5	28	42	32	96	83	11	4	35	
		ESE	35	13	40	40	31	88	56	83	75	77	11	8	47	
SE	32	27	70	58	122	136	116	157	150	63	54	17	84			
SSE	15	27	35	49	99	71	112	79	78	56	63	12	58			
S	23	33	39	104	99	88	95	99	72	52	81	47	70			
SSW	34	55	35	44	58	42	63	43	39	31	47	34	44			
SW	40	46	46	39	42	36	43	67	44	34	47	55	45			
WSW	44	42	42	79	54	36	27	56	31	30	51	59	46			
W	172	201	161	215	157	96	38	87	103	77	161	183	137			
WNW	461	457	274	135	121	103	52	106	111	138	333	505	232			
NW	35	25	47	40	65	43	44	31	42	58	51	40	44			
NNW	4	19	43	33	40	43	54	20	15	20	31	4	27			
N																

Element		1	2	3	4	5	6	7	8	9	10	11	12			
Number of Days With Classified	Daily Max. Temp.	0.0	4	3										3	10	
		0.1 ~ 10.0	26	19	18	2							10	25	100	
		10.1 ~ 20.0	1	6	13	22	9	2				3	22	19	3	100
		20.1 ~ 30.0				6	22	28	21	25	27	9	1			139
		30.1							10	6						16
	Daily Mean Temp.	- 5.0														
		- 4.9 ~ 0.0	13	10	1										8	32
		0.1 ~ 10.0	17	18	29	8						3	24	23	122	
		10.1 ~ 20.0	1		1	22	28	26		2	25	28	6			139
	Daily Min. Temp.	20.1					3	4	31	29	5					72
		- 15.0														
		- 14.9 ~ - 5.0	4	3											1	8
		- 4.9 ~ 0.0	20	22	16									5	26	89
	Daily Precip.	0.1 ~ 10.0	7	3	15	27	13	3			1	11	25	4	109	
		10.1				3	18	27	31	31	29	20			159	
		0.1mm	13	10	13	7	8	7	13	14	13	13	9	15	135	
		10.0mm	3	2	5	5	4	3	4	5	6	7		3	47	
	Hourly Max. Precip.	30.0mm			1			2	2	4	2	4			15	
		80.0mm										1			1	
		100.0mm														
		1.0mm	8	9	11	7	7	5	9	13	10	11	7	13	110	
Daily Max. Wind Speed	6.0mm			2	1	2	2	3	5	4	6		2	27		
	10.0mm					1	1	3	5	2	1		1	14		
	20.0mm							1	2	1	1			5		
	30.0mm															
Daily Max. Wind Speed	0.5 ~ 3.3%															
	3.4 ~ 7.9%	11	8	15	8	13	21	21	20	19	20	15	12	183		
	8.0 ~ 13.8%	14	11	10	16	16	8	9	10	10	7	14	11	136		
10 - Day Summary	Mean Temp.	13.9%	6	9	6	6	2	1	1	1	1	4	1	8	46	
		1st	48	4	28	110	152	175	242	249	198	175	102	20		
		2nd	- 5	23	54	126	158	184	239	229	187	135	56	- 2		
	Mean Max. Temp.	3rd	1	24	58	130	172	198	253	225	176	111	56	26		
		1st	81	39	75	151	205	232	285	291	239	217	164	59		
		2nd	27	81	105	182	217	239	290	278	227	161	109	21		
	Mean Min. Temp.	3rd	48	72	99	184	235	237	303	281	228	158	102	63		
		1st	16	- 24	- 12	71	107	118	211	221	159	141	39	- 14		
		2nd	- 30	- 34	3	69	98	129	194	196	148	112	16	- 28		
Mean Wind Speed	3rd	- 39	- 18	21	71	111	164	215	178	134	73	14	- 7			
	1st	24	35	35	25	28	23	14	19	16	21	22	28			
	2nd	36	35	20	29	18	20	12	20	23	18	26	35			
Total Precip.	3rd	33	31	23	23	17	10	16	15	22	22	23	31			
	1st	535	305	45	650	435	205	155	130	745	1695	55	225			
	2nd	35	135	365	415	255	305	485	760	1020	840	130	205			
(0.1mm)	3rd	155	250	640	100	5	480	715	1335	260	5	95	380			

		Element	1	2	3	4	5	6	7	8	9	10	11	12			
(0.1 )	Air Temp.	Mean	-33	-34	-6	73	122	146	200	192	149	102	37	-43	75		
		Mean Max.	-2	4	28	114	163	182	232	225	181	132	70	-14	110		
		Mean Min.	-65	-76	-41	33	85	117	179	169	122	73	2	-70	44		
		Highest	73	84	105	188	227	207	266	265	227	204	144	72	266		
		Date	29	22	29	16	29	16	21	5	6	9	5	3	07/21		
		Lowest	-132	-124	-103	-53	36	65	163	123	61	-18	-72	-122	-132		
		Date	24	12	6	2	9	8	10	31	29	30	18	13	01/24		
(0.1mm)	Precip.	00~24h Total	1350	2760	1190	5225	1570	2880	2170	3170	3315	5935	415	1685	31665		
		Highest. 1	360	1135	380	2115	570	1075	480	925	1405	1920	80	600	2115		
		Daily	29	22	20	6	9	6	10	22	11	2	28	24	04/06		
		Date	29	22	20	17	12	29	11	22	11	2	28	24	10/02		
(0.1%)	Wind	Mean Speed			26	40	36	32	43	32	33	33	30	23			
		Highest Gust Speed	220	256	210	263	263	287	210	202	225	271	184	200	287		
		Dir.	S	SE	S	S	S	SSW	SW	SSW	SSE	S	S	S	SSW		
(0.1%)	Wind Directions Only	Date	29	22	29	5	9	6	10	23	11	1	28	24	06/06		
		Hourly Occurrence Maximum Speed	23	47	27	35	42	21	41	34	24	36	26	18	47		
		NNE	47	10	35	41	31	31	27	34	39	39	28	19	47		
		NE	36	19	40	48	55	73	24	31	73	57	24	11	73		
		ENE	79	51	52	53	57	86	50	37	107	88	21	29	107		
		E	84	52	45	52	40	75	42	45	85	63	26	5	85		
		ESE	48	31	33	79	75	86	56	66	59	51	24	13	86		
		SE	80	146	111	176	161	115	99	97	89	127	99	67	176		
		SSE	95	153	130	116	209	213	126	152	134	188	119	90	213		
		S	73	113	84	78	99	83	106	78	103	62	74	78	113		
		SSW	34	59	52	58	52	62	63	46	58	49	56	56	63		
		SW	56	76	51	47	62	75	77	62	65	101	62	80	101		
		WSW	71	84	85	66	85	69	71	52	64	57	58	68	85		
		W	67	76	92	101	96	65	76	47	61	36	71	62	101		
		WNW	49	62	63	70	58	57	52	37	56	35	47	52	70		
		NW	54	48	58	49	48	32	41	36	47	86	59	70	86		
		NNW	56	60	60	52	37	36	39	29	28	98	62	65	98		
		N	57	56	73	31	28	25	27	20	31	22	66	192	51		
		(0.1%)	Hourly Occurrence Percentage	CALM	18	7	21	14	39	33	22	36	29	36	13	4	23
				NNE	22	5	30	15	23	28	27	16	22	24	13	3	19
				NE	11	11	20	8	11	22	11	27	40	65	9	9	21
ENE	29			23	28	14	13	50	15	38	79	141	13	6	38		
E	20			16	27	13	12	21	13	23	46	51	13	1	22		
ESE	20			7	21	24	19	57	20	34	71	51	26	1	30		
SE	38			28	53	97	44	63	89	87	79	79	51	9	61		
SSE	86			98	78	166	153	124	302	195	138	97	100	54	135		
S	36			16	46	63	82	88	73	78	46	44	77	16	57		
SSW	25			30	27	27	38	44	47	55	29	34	46	26	36		
SW	91			62	61	39	30	71	74	86	61	60	76	75	65		
WSW	118			104	66	56	124	63	55	60	88	44	109	113	82		
W	118			204	95	131	118	74	55	48	76	40	126	94	96		
WNW	70			88	128	101	60	49	44	55	56	28	73	111	71		
NW	145			127	137	111	103	69	54	60	67	109	129	193	107		
NNW	97	120	88	87	102	121	73	81	43	74	63	92	86				

Element		1	2	3	4	5	6	7	8	9	10	11	12			
Number of Days With Classified	Daily Max. Temp.	0.0	15	13	6	1							4	21	60	
		0.1 ~ 10.0	16	15	23	8						8	16	10	96	
		10.1 ~ 20.0			2	21	26	26	5	2	25	21	10			138
		20.1 ~ 30.0					5	4	26	29	5	2				71
		30.1														
	Daily Mean Temp.	- 5.0	14	11	5									15	45	
		- 4.9 ~ 0.0	7	9	13	2							9	12	52	
		0.1 ~ 10.0	10	8	13	21	9					18	16	4	99	
		10.1 ~ 20.0				7	22	30	16	24	30	13	5		147	
		20.1							15	7					22	
	Daily Min. Temp.	- 15.0														
		- 14.9 ~ - 5.0	21	22	12	1							8	24	88	
		- 4.9 ~ 0.0	6	5	14	5						2	8	5	45	
		0.1 ~ 10.0	4	1	5	23	21	7			2	20	14	2	99	
		10.1				1	10	23	31	31	28	9			133	
	Daily Precip.	0.1mm	14	13	15	8	8	7	17	15	15	13	12	14	151	
		10.0mm	7	9	3	5	4	4	8	7	6	7		5	65	
		30.0mm	1	2	1	3	2	3	2	4	4	5		1	28	
		80.0mm		1		2		2		1	1	2			9	
		100.0mm		1		2		2			1	2			8	
	Hourly Max. Precip.	1.0mm	11	12	14	7	7	6	16	13	12	10	9	11	128	
6.0mm		1	4	1	3	2	3	6	6	5	4		1	36		
10.0mm		1	1		3	2	3	1	4	2	4		1	22		
20.0mm			1		3	1			2	1	3		1	12		
30.0mm										1	2			3		
Daily Max. Wind Speed	0.5 ~ 3.3%											1		1		
	3.4 ~ 7.9%	2	5	9	5	4	14	8	7	6	11	6	8	85		
	8.0 ~ 13.8%	12	9	12	10	18	11	10	14	16	11	15	16	154		
	13.9%	6	8	7	14	9	5	13	10	8	9	5	1	95		
10 - Day Summary	Mean Temp. (0.1 )	1st	10	- 45	- 32	67	109	136	187	205	155	141	85	- 34		
		2nd	- 64	- 26	10	77	116	145	201	185	147	94	12	- 68		
		3rd	- 44	- 32	1	74	139	158	211	187	146	72	13	- 28		
	Mean Max. Temp. (0.1 )	1st	35	- 7	6	102	146	175	214	238	188	172	120	- 7		
		2nd	- 33	14	45	124	162	184	236	217	174	122	49	- 41		
		3rd	- 7	4	34	116	180	186	244	219	179	104	41	3		
	Mean Min. Temp. (0.1 )	1st	- 14	- 80	- 66	30	74	99	170	182	129	115	44	- 60		
		2nd	- 92	- 72	- 25	37	77	114	177	164	121	68	- 17	- 95		
		3rd	- 86	- 76	- 33	34	101	138	189	162	116	40	- 22	- 57		
	Mean Wind Speed (0.1%)	1st			31	43	56	44	61	26	25	39	32			
		2nd		48	23	45	30	25	44	33	40	35	20	16		
		3rd	27			34	24	27	26	37	33	25	37	31		
Total Precip. (0.1mm)	1st	610	820	135	4205	1030	1210	1340	610	690	4890	60	505			
	2nd	115	800	440	825	520	560	545	1215	2160	1030	120	460			
	3rd	625	1140	615	195	20	1110	285	1345	465	15	235	720			

		Element	1	2	3	4	5	6	7	8	9	10	11	12				
(0.1 )	Air Temp.	Mean	-30	-30	-1	77	123	148	202	194	152	107	37	-41	78			
		Mean Max.	3	8	37	118	168	183	233	228	186	141	73	-14	114			
		Mean Min.	-62	-70	-35	38	85	117	180	170	124	78	3	-68	47			
		Highest	80	85	117	193	233	211	263	264	221	202	141	74	264			
		Date	29	22	30	16	29	18	13	4	14	10	5	3	08/04			
		Lowest	-118	-113	-95	-39	44	67	153	128	63	-5	-67	-118	-118			
		Date	24	10	6	2	9	8	12	30	29	29	30	13	12/13			
(0.1mm)	Precip.	00~24h Total	705	1770	660	3945	970	1555	1355	2490	1725	3945	345	1075	20540			
		Highest. 1 Daily	205	865	215	1780	405	660	270	605	750	1610	75	370	1780			
		Date	29	22	20	6	12	29	11	14	11	2	29	24	04/06			
		Hourly Date	29	22	20	17	12	29	11	14	11	2	28	24	10/02			
(0.1%)	Wind	Mean Speed		31	27	30	30	29	23	26	35	46	24	20				
		Highest Gust Speed	224	183	177	176	224	236	131	146	239	231	143	176	239			
		Dir.	ESE	W	WSW	NE	SE	ESE	WSW	WSW	ENE	SE	NNW	SW	ENE			
(0.1%)	Wind Directions Only	Date	6	20	1	12	9	6	10	14	16	15	23	24	09/16			
		Hourly Occurrence Maximum Speed	28	46	39	45	43	30	14	24	28	46	31	38	46			
		NNE	24	54	76	59	46	45	24	40	79	81	63	42	81			
		NE	69	100	85	102	122	84	10	72	141	138	70	57	141			
		ENE	138	52	85	49	115	145	34	79	175	134	58	62	175			
		E	102	25	96	63	114	111	83	79	160	152	52	8	160			
		ESE	75	92	117	68	156	154	72	89	100	120	76	10	156			
		SE	26	67	20	48	65	86	41	48	53	82	36		86			
		SSE	27	60	47	57	30	53	44	43	24	54	42	20	60			
		S	31	49	36	63	32	39	39	36	25	30	32	26	63			
		SSW	30	52	47	57	34	34	37	36	31	39	39	27	57			
		SW	79	88	72	87	56	62	67	72	67	64	55	72	88			
		WSW	59	76	70	79	51	39	47	55	65	62	58	75	79			
		W	61	57	59	44	48	33	31	24	27	28	49	67	67			
		WNW	42	52	39	43	37	26	29	20	23	60	48	54	60			
		NW	27	43	32	43	27	29	21	24	16	64	42	34	64			
		NNW	22	42	38	38	32	28	19	16	26	41	42	22	42			
		(0.1%)	Hourly Occurrence Percentage	CALM	105	85	153	96	73	68	120	145	183	168	171	186	130	
				NNE	41	27	26	26	63	42	3	14	13	8	25	12	24	
				NE	29	101	69	63	55	72	7	19	40	51	45	39	49	
				ENE	80	163	168	108	104	110	3	63	144	198	132	87	113	
				E	141	45	86	33	63	132	5	76	177	246	43	48	91	
				ESE	31	5	17	31	69	57	22	29	81	59	6	1	35	
				SE	14	15	39	35	93	65	27	50	54	42	22	1	40	
				SSE	12	7	8	36	36	26	23	49	16	16	12		21	
				S	16	5	9	29	23	32	50	58	14	11	16	9	23	
				SSW	14	27	19	36	18	39	74	54	14	27	34	16	32	
SW	41			37	32	83	29	38	91	60	31	9	57	58	47			
WSW	141			113	55	157	92	115	359	211	96	54	177	99	140			
W	100			50	69	81	63	78	114	94	73	50	70	82	77			
WNW	55			68	121	57	73	60	69	34	24	26	45	93	60			
NW	105			160	66	50	49	31	23	19	13	22	88	210	66			
NNW	41			42	34	32	49	19	7	16	7	11	40	39	27			
N	33	52	30	47	48	17	5	10	19	4	17	19	24					

Element		1	2	3	4	5	6	7	8	9	10	11	12			
Number of Days With Classified	Daily Max. Temp.	0.0	15	13	6	1							4	21	60	
		0.1 ~ 10.0	16	15	23	8						4	16	10	92	
		10.1 ~ 20.0			2	21	26	26	4	1	24	25	10			139
		20.1 ~ 30.0					5	4	27	29	5	2				72
		30.1														
	Daily Mean Temp.	- 5.0	14	9	4									16	43	
		- 4.9 ~ 0.0	7	11	14	2							8	12	54	
		0.1 ~ 10.0	10	8	13	18	7					14	20	3	93	
		10.1 ~ 20.0				10	24	30	15	22	28	17	2			148
		20.1							16	8						24
	Daily Min. Temp.	- 15.0														
		- 14.9 ~ - 5.0	21	20	10								4	24	79	
		- 4.9 ~ 0.0	6	6	15	3						2	9	7	48	
		0.1 ~ 10.0	4	2	6	26	22	9			2	21	17		109	
		10.1				1	9	21	31	30	27	8				127
	Daily Precip.	0.1mm	12	11	14	6	8	7	15	15	15	13	11	13	140	
		10.0mm	2	6	2	4	3	4	6	7	5	6		3	48	
		30.0mm		1		3	1	2		3	1	3		1	15	
		80.0mm		1		2						2			5	
		100.0mm				2						2			4	
	Hourly Max. Precip.	1.0mm	10	11	13	5	7	5	11	13	12	7	8	10	112	
6.0mm		1	2	1	3	3	3	4	4	4	4		1	30		
10.0mm			1		3	1	1	2	3	2	3		1	17		
20.0mm										1	1			2		
30.0mm										1	1			2		
Daily Max. Wind Speed	0.5 ~ 3.3%															
	3.4 ~ 7.9%	6	7	8	7	10	11	13	11	7	6	8	14	108		
	8.0 ~ 13.8%	10	12	21	16	13	17	18	17	15	11	17	11	178		
	13.9%	3	5	2	7	6	2		2	7	14	1	1	50		
10 - Day Summary	Mean Temp. (0.1 )	1st	16	- 40	- 27	75	113	136	191	207	160	142	83	- 32		
		2nd	- 64	- 22	15	79	117	146	200	186	150	106	13	- 63		
		3rd	- 41	- 28	7	77	139	161	213	189	147	76	15	- 28		
	Mean Max. Temp. (0.1 )	1st	45	- 4	14	108	156	175	218	242	194	177	121	- 5		
		2nd	- 35	18	53	125	163	184	233	219	184	137	53	- 38		
		3rd	0	10	43	119	183	191	248	222	180	112	46	0		
	Mean Min. Temp. (0.1 )	1st	- 13	- 73	- 63	42	76	99	173	182	133	112	40	- 61		
		2nd	- 92	- 67	- 20	40	78	114	175	165	126	78	- 15	- 88		
		3rd	- 80	- 69	- 25	33	99	139	190	162	114	46	- 17	- 57		
	Mean Wind Speed (0.1%)	1st	29		24	23	40	35	31	27	27	33	25	21		
		2nd		35	31	34	27	33	23	25	52	63		17		
		3rd		26	26	32	21	19	15	26	28	42	27	23		
Total Precip. (0.1mm)	1st	325	460	70	3165	545	585	720	570	220	3265	50	335			
	2nd	75	435	245	640	405	260	410	930	1300	660	95	255			
	3rd	305	875	345	140	20	710	225	990	205	20	200	485			

	Element	1	2	3	4	5	6	7	8	9	10	11	12				
(0.1 )	Air Temp.	Mean	- 16	- 17	11	89	134	159	211	203	162	116	46	- 26	89		
		Mean Max.	22	22	49	131	180	199	246	245	205	161	87	8	130		
		Mean Min.	- 48	- 52	- 24	51	97	123	185	169	124	79	6	- 56	55		
		Highest	97	94	127	213	252	229	288	277	241	220	151	84	288		
		Date	4	22	30	16	29	16	22	7	10	10	2	23	07/22		
		Lowest	- 107	- 107	- 87	- 17	55	85	133	115	90	6	- 61	- 87	- 107		
		Date	15	10	7	2	9	9	12	27	30	31	18	16	02/10		
(0.1mm)	Precip.	00~24h Total	525	1545	550	4510	1010	2085	1250	2005	1925	4445	320	1080	21250		
		Highest. 1	Daily	205	945	205	2070	355	800	260	545	825	1720	70	360	2070	
			Date	29	22	20	6	12	6	11	14	11	2	29	24	04/06	
			Hourly	55	200	65	225	90	145	140	180	350	610	35	190	610	
(0.1mm)		Date	29	22	20	17	4	29	11	14	11	2	29	24	10/02		
(0.1%)	Wind	Mean Speed	29	35	24	26	22	17	14	14	20	19	22	29	23		
		Highest Gust Speed	202	203	186	186	144	163	128	103	180	184	181	151	203		
		* Dir.	NE	NW	NNE	NNE	NNE	N	SE	NNW	N	NNE	N	NNW	NW		
(0.1%)		Date	30	20	6	12	12	20	10	6	17	29	18	27	02/20		
Wind Directions Only	Hourly Occurrence Maximum Speed	NNE	86	63	75	65	75	50	13	39	86	94	69	59	94		
		NE	79	33	31	27	21	52	19	41	57	67	49	28	79		
		ENE	21	20	27	22	26	18	12	22	26	33	16	17	33		
		E	31	27	30	33	55	30	21	38	21	26	33	19	55		
		ESE	34	55	42	35	66	38	31	41	45	48	34	24	66		
		SE	30	45	54	49	63	48	45	34	44	50	26	42	63		
		SSE	39	41	28	58	40	46	51	36	47	50	25	45	58		
		S	25	31	27	39	42	35	22	29	28	22	29	34	42		
		SSW	23	38	23	23	37	22	15	17	21	28	17	20	38		
		SW	24	21	20	26	20	25	15	16	28	23	14	22	28		
		WSW	17	23	23	27	21	21	18	22	14	18	17	16	27		
		W	36	26	36	29	28	29	24	22	22	15	17	31	36		
		WNW	61	61	58	42	44	31	31	27	35	32	51	66	66		
		NW	64	63	55	60	49	46	29	32	37	66	66	63	66		
		NNW	64	83	69	73	58	61	24	38	81	75	87	63	87		
		N	78	88	91	85	70	82	16	37	90	81	95	67	95		
		(0.1%)	Hourly Occurrence Percentage	CALM	69	38	92	56	70	170	148	138	94	221	201	58	113
				NNE	51	50	67	38	46	74	24	67	107	131	46	32	61
				NE	27	17	23	21	35	38	14	27	47	61	14	9	28
				ENE	9	11	23	14	11	20	15	11	21	20	10	9	14
				E	24	11	11	19	26	15	18	20	17	15	36	8	18
				ESE	27	32	35	44	57	33	64	58	22	28	26	17	37
				SE	24	59	34	68	59	66	140	75	36	39	21	17	53
SSE	30			41	58	126	85	109	149	119	68	57	49	16	75		
S	40			24	54	29	62	74	39	37	42	47	24	15	41		
SSW	26			14	38	25	24	36	28	26	36	49	26	20	29		
SW	16			15	23	17	15	25	20	18	26	36	19	19	21		
WSW	15			11	23	21	17	11	22	31	6	16	6	13	16		
W	17			11	23	28	23	20	41	38	22	13	13	22	23		
WNW	137			160	158	83	90	50	79	91	51	24	111	243	106		
NW	152			163	80	114	114	71	107	92	69	49	114	259	115		
NNW	208			173	113	160	141	74	50	61	121	54	165	137	121		
N	128			173	144	138	125	114	43	91	214	139	119	103	127		



Element		1	2	3	4	5	6	7	8	9	10	11	12		
Number of Days With Classified	Daily Max. Temp.	0.0	11	8	3								1	15	38
		0.1 ~ 10.0	20	19	24	5							15	16	99
		10.1 ~ 20.0			3	24	24	16			11	26	14		118
		20.1 ~ 30.0				1	7	14	31	27	19	5			104
		30.1													
	Daily Mean Temp.	-5.0	9	5	3									7	24
		-4.9 ~ 0.0	11	13	7								5	18	54
		0.1 ~ 10.0	11	9	20	19	1					8	22	6	96
		10.1 ~ 20.0				11	30	30	9	10	30	23	3		146
		20.1							22	17					39
	Daily Min. Temp.	-15.0													
		-14.9 ~ -5.0	17	16	6								2	21	62
		-4.9 ~ 0.0	7	9	20	2							11	10	59
		0.1 ~ 10.0	7	2	4	27	18	8			5	22	17		110
		10.1				1	13	22	31	27	25	9			128
	Daily Precip.	0.1mm	9	6	8	9	8	8	15	13	12	9	10	15	122
		10.0mm	2	4	1	4	4	3	5	8	5	7		3	46
		30.0mm		1		3	1	3		2	1	3		1	15
		80.0mm		1		2		1			1	2			7
		100.0mm				2						2			4
	Hourly Max. Precip.	1.0mm	6	6	8	7	7	7	11	12	12	7	6	10	99
6.0mm			2	1	3	2	3	4	5	5	4		2	31	
10.0mm			1		3		2	1	5	1	3		1	17	
20.0mm			1		3					1	3			8	
30.0mm										1	1			2	
Daily Max. Wind Speed	0.5 ~ 3.3%														
	3.4 ~ 7.9%	6	5	7	9	13	15	22	15	14	12	11	6	135	
	8.0 ~ 13.8%	14	12	18	16	16	14	9	12	11	11	11	15	159	
	13.9%	11	10	5	5	2	1			5	8	8	10	65	
10 - Day Summary	Mean Temp.	1st	27	-25	-15	87	123	151	201	220	165	150	85	-21	
		2nd	-45	-7	25	92	129	157	207	198	166	120	25	-48	
		3rd	-29	-20	22	90	149	169	225	195	156	83	28	-11	
	Mean Max. Temp.	1st	62	10	23	121	165	191	221	266	213	192	134	12	
		2nd	-11	30	66	138	178	203	244	237	205	158	73	-18	
		3rd	17	26	57	133	195	203	270	237	198	136	56	28	
	Mean Min. Temp.	1st	-4	-54	-50	53	90	111	184	184	124	113	36	-49	
		2nd	-74	-45	-17	53	91	116	178	165	134	88	-11	-75	
		3rd	-65	-57	-6	48	109	140	191	159	116	40	-7	-46	
	Mean Wind Speed	1st	25	35	32	24	27	25	20	13	12	14	18	24	
		2nd	33	36	20	29	22	16	13	13	30	19	28	32	
		3rd	29	35	20	24	19	11	11	16	17	25	21	31	
Total Precip.	1st	310	245	25	3610	630	865	590	240	450	4005	80	305		
	2nd		355	260	750	355	405	455	885	1055	440	40	335		
	3rd	215	945	265	150	25	815	205	880	420		200	440		

Element		1	2	3	4	5	6	7	8	9	10	11	12		
(0.1 )	Air Temp.														
	Mean	- 32	- 31	- 9	70	117	138	198	184	141	95	33	- 39	72	
	Mean Max.	6	11	29	112	163	182	234	224	185	139	79	- 4	113	
	Mean Min.	- 68	- 73	- 48	24	73	92	168	149	104	54	- 15	- 78	32	
	Highest	83	95	107	178	230	204	263	251	241	214	166	99	263	
	Date	1	19	29	16	29	18	25	5	6	10	5	3	07/25	
	Lowest	- 127	- 115	- 100	- 42	23	46	125	87	52	- 20	- 88	- 134	- 134	
Date	22	10	6	2	19	8	12	27	9	31	21	14	12/14		
(0.1mm)	Precip.														
	00~24h Total	1360	2105	1285	4935	1720	3280	2570	3170	3570	6060	390	1470	31915	
	Highest. 1 Daily	320	1125	500	1990	500	1175	355	960	1090	1860	75	485	1990	
	Date	29	22	20	5	12	29	10	22	11	2	24	24	04/05	
(0.1%)	Hourly	85	210	105	255	140	225	175	285	410	530	50	195	530	
	Date	29	22	20	5	12	29	11	14	11	2	28	24	10/02	
	Mean Speed	37	43	31	38	33	27	34	31	28	27	33	36	33	
(0.1%)	Highest Gust Speed	211	223	220	220	220	186	206	188	201	220	181	233	233	
	Dir.	NNW	NW	NNE	NNE	NNE	SSW	WNW	W	S	NNE	NNW	N	N	
	Date	20	18	29	19	9	6	11	9	11	29	18	16	12/16	
(0.1%)	Hourly Occurrence Maximum Speed	25	22	32	45	36	32	28	32	34	42	28	19	45	
	NNE	14	21	26	29	30	29	27	20	43	32	31	18	43	
	NE	20	20	27	26	32	26	19	25	51	33	24	14	51	
	ENE	31	17	31	26	27	39	25	15	41	31	23	22	41	
	E	39	22	20	24	35	36	22	23	42	42	15	12	42	
	ESE	41	19	26	22	28	46	23	28	35	28	26	26	46	
	SE	29	23	36	50	50	54	25	42	37	30	31	15	54	
	SSE	27	24	50	79	74	78	45	56	58	86	32	41	86	
	S	65	76	62	97	78	83	64	65	57	90	51	73	97	
	SSW	58	90	61	82	51	60	74	74	74	87	59	74	90	
	SW	67	93	50	74	53	69	84	73	77	81	78	70	93	
	WSW	77	88	56	88	69	70	87	80	79	59	74	56	88	
	W	63	77	39	74	62	73	97	65	58	57	61	47	97	
	WNW	67	72	75	80	74	57	45	48	66	52	55	68	80	
	NW	80	82	84	75	65	57	46	39	50	89	73	79	89	
	NNW	82	68	67	60	57	47	33	32	50	88	59	72	88	
	N	3		11		1	8	7	3	1	4	4	4	4	
	(0.1%)	Hourly Occurrence Percentage	9	20	35	28	52	60	28	36	44	88	14	9	36
		NNE	8	13	23	10	18	40	31	19	28	64	28	6	24
NE		8	15	26	7	14	21	20	10	33	67	10	4	20	
ENE		12	5	17	3	8	29	15	11	43	37	6	9	16	
E		15	2	13	3	10	28	12	15	32	41	6	6	15	
ESE		26	5	11	7	8	31	27	22	26	27	8	16	18	
SE		13	7	19	37	19	50	20	23	31	22	15	10	22	
SSE		12	5	40	48	87	54	27	57	82	19	10	9	38	
S		11	20	35	69	110	74	42	102	50	37	6	9	47	
SSW		31	46	34	77	64	65	114	105	35	22	32	7	53	
SW		44	63	48	111	51	58	129	70	38	31	86	30	63	
WSW		42	59	56	110	55	85	184	137	76	69	129	48	88	
W		74	40	46	68	58	89	129	153	92	64	90	84	83	
WNW		179	158	81	76	105	64	105	85	129	75	144	157	112	
NW		430	475	406	259	207	148	74	86	151	163	351	483	266	
NNW		82	68	99	87	131	95	36	67	108	171	61	111	93	
N															

Element		1	2	3	4	5	6	7	8	9	10	11	12		
Number of Days With Classified	Daily Max. Temp.	0.0	15	10	7	1							4	18	55
		0.1 ~ 10.0	16	18	22	10						4	12	12	94
		10.1 ~ 20.0			2	19	26	27	5	2	25	24	14		144
		20.1 ~ 30.0					5	3	26	28	5	3			70
		30.1													
	Daily Mean Temp.	- 5.0	14	11	4									15	44
		- 4.9 ~ 0.0	7	9	15	2							9	10	52
		0.1 ~ 10.0	10	8	12	21	11					20	20	4	106
		10.1 ~ 20.0				7	20	30	19	28	30	11	1		146
		20.1							12	2					14
	Daily Min. Temp.	- 15.0													
		- 14.9 ~ - 5.0	21	22	13								8	26	90
		- 4.9 ~ 0.0	6	4	16	8						6	14	4	58
		0.1 ~ 10.0	4	2	2	21	27	18		3	15	21	8		121
		10.1				1	4	12	31	27	15	4			94
	Daily Precip.	0.1mm	12	9	14	9	9	7	17	16	15	15	12	14	149
		10.0mm	5	6	4	5	4	4	9	8	7	8		4	64
		30.0mm	1	1	1	3	3	3	3	3	3	6		1	28
		80.0mm		1		2		2		1	1	2			9
		100.0mm		1		2		2			1	2			8
	Hourly Max. Precip.	1.0mm	9	9	10	7	8	7	16	15	12	10	9	12	124
6.0mm		1	4	1	3	3	3	6	6	7	7		2	43	
10.0mm			1	1	3	1	3	4	5	4	4		1	27	
20.0mm			1		2		1		2	1	3			10	
30.0mm										1	1			2	
Daily Max. Wind Speed	0.5 ~ 3.3%														
	3.4 ~ 7.9%	1	2	8	3	5	11	5	7	11	6	6	2	67	
	8.0 ~ 13.8%	17	10	11	11	14	12	12	19	15	15	11	15	162	
	13.9%	13	13	12	14	4	5	14	4	4	9	13	11	116	
10 - Day Summary	Mean Temp. (0.1 )	1st	9	- 39	- 31	60	103	132	190	196	145	131	73	- 33	
		2nd	- 63	- 22	1	77	113	131	200	179	142	96	10	- 65	
		3rd	- 41	- 33	3	72	133	152	203	180	135	60	14	- 18	
	Mean Max. Temp. (0.1 )	1st	40	0	8	99	144	181	220	233	191	177	127	4	
		2nd	- 27	21	44	120	163	181	240	217	178	129	58	- 33	
		3rd	4	12	35	118	180	185	241	223	187	113	53	17	
	Mean Min. Temp. (0.1 )	1st	- 17	- 75	- 69	16	66	78	172	167	105	91	19	- 71	
		2nd	- 96	- 67	- 42	34	69	79	165	147	110	67	- 32	- 97	
		3rd	- 88	- 80	- 34	22	84	118	167	137	96	8	- 32	- 66	
	Mean Wind Speed (0.1%)	1st	29	41	40	34	42	33	48	27	26	29	32	33	
		2nd	40	49	25	45	30	26	33	31	29	22	33	40	
		3rd	40	39	29	38	29	23	21	33	28	30	35		
Total Precip. (0.1mm)	1st	820	460	105	3960	1185	1235	1170	500	995	4710	45	455		
	2nd	80	520	555	790	500	785	510	1345	1785	1330	120	445		
	3rd	460	1125	625	185	35	1260	890	1325	790	20	225	570		

Element		1	2	3	4	5	6	7	8	9	10	11	12				
(0.1 )	Air Temp.	Mean	- 50	- 50	- 22	55	102	129	182	175	135	89	20	- 55	59		
		Mean Max.	- 13	- 8	18	100	153	174	216	213	175	132	62	- 23	100		
		Mean Min.	- 86	- 93	- 62	10	58	89	155	141	95	50	- 25	- 86	21		
		Highest	64	68	103	179	226	208	257	258	218	206	149	69	258		
		Date	4	22	30	16	29	18	25	5	14	10	5	3	08/05		
		Lowest	- 141	- 133	- 117	- 70	19	39	107	79	42	- 38	- 97	- 127	- 141		
		Date	24	11	6	2	18	14	12	27	29	30	21	13	01/24		
(0.1mm)	Precip.	00~24h Total	915	2110	1010	5300	1470	2790	1990	3310	3240	5730	390	1115	29370		
		Highest. 1 Daily	300	1095	355	2170	520	970	365	880	1165	1970	80	400	2170		
		Date	29	22	20	6	12	29	11	22	11	2	29	24	04/06		
		Hourly	70	210	105	280	170	200	185	205	465	555	35	225	555		
	Date	29	22	20	5	12	29	11	14	11	2	28	24	10/02			
(0.1%)	Wind	Mean Speed	35	43	33	40	34	30	34	33	33	40	34	37	36		
		Highest Gust Speed	227	305	194	217	168	184	199	177	225	244	216	223	305		
		Dir.	NNW	NW	NNW	SSE	E	E	S	SSW	S	NNW	NNW	NW	NW		
	Date	20	10	21	5	9	6	10	14	11	29	18	24	02/10			
Wind Directions Only	Hourly Occurrence Maximum Speed	NNE	67	51	68	39	76	66	14	57	91	97	53	34	97		
		NE	65	24	43	25	25	56	32	53	100	72	29	30	100		
		ENE	67	15	23	52	32	57	38	55	84	49	30	24	84		
		E	51	60	80	59	95	97	45	61	72	79	60	14	97		
		ESE	30	63	37	44	97	38	35	47	35	40	44		97		
		SE	39	54	37	77	57	43	42	36	35	50	48	32	77		
		SSE	87	107	90	132	56	105	107	85	94	135	76	106	135		
		S	76	97	59	109	40	79	96	76	105	94	75	82	109		
		SSW	95	91	54	92	58	90	85	82	95	38	60	89	95		
		SW	80	95	63	93	66	67	74	70	73	78	61	75	95		
		WSW	63	82	37	74	49	58	56	78	76	71	61	80	82		
		W	59	61	54	61	49	38	46	38	62	58	49	73	73		
		WNW	61	42	50	36	36	36	31	33	29	24	50	47	61		
		NW	101	83	73	74	73	46	45	36	26	28	82	101	101		
		NNW	127	105	104	95	71	73	34	41	68	135	108	103	135		
		N	61	92	79	81	66	74	20	45	88	95	66	62	95		
		(0.1%)	Hourly Occurrence Percentage	CALM	1		8			4	7	5	6	3	3	3	3
				NNE	58	20	61	19	31	83	9	79	147	288	44	25	73
				NE	59	13	30	32	44	44	27	55	83	70	35	10	43
				ENE	29	3	19	29	20	50	20	38	78	39	7	3	28
				E	6	12	62	33	161	108	39	55	97	54	20	1	55
				ESE	9	15	34	40	43	36	26	43	18	31	34		28
				SE	27	17	19	42	43	24	23	28	22	24	33	9	26
				SSE	39	72	30	118	71	67	116	130	18	35	47	20	64
S	42			57	37	71	16	58	201	40	19	46	92	35	60		
SSW	39			25	38	68	30	71	120	74	53	17	51	28	52		
SW	32			30	43	60	46	42	69	93	36	13	55	61	49		
WSW	27			33	28	35	27	29	70	89	47	26	35	32	40		
W	39			27	47	46	36	38	89	70	46	38	42	49	48		
WNW	38			52	72	54	46	42	74	47	38	34	31	60	49		
NW	110			134	130	49	75	57	63	40	35	27	93	200	83		
NNW	262			297	157	183	183	108	34	52	89	91	239	324	165		
N	184			194	184	121	128	139	13	60	168	165	139	141	135		

Element		1	2	3	4	5	6	7	8	9	10	11	12			
Number of Days With Classified	Daily Max. Temp.	0.0	18	15	10	1							5	22	71	
		0.1 ~ 10.0	13	13	20	16						8	16	9	95	
		10.1 ~ 20.0			1	13	28	28	11	13	28	22	9			153
		20.1 ~ 30.0					3	2	20	18	2	1				46
		30.1														
	Daily Mean Temp.	- 5.0	16	15	6								4	19	60	
		- 4.9 ~ 0.0	8	8	17	2						1	8	10	54	
		0.1 ~ 10.0	7	5	8	25	15	2			1	19	18	2	102	
		10.1 ~ 20.0				3	16	28	29	29	29	11			145	
		20.1							2	2					4	
	Daily Min. Temp.	- 15.0														
		- 14.9 ~ - 5.0	23	22	19	2							9	29	104	
		- 4.9 ~ 0.0	7	6	11	12						5	10	2	53	
		0.1 ~ 10.0	1		1	16	30	18		3	20	24	11		124	
		10.1					1	12	31	28	10	2			84	
	Daily Precip.	0.1mm	11	11	14	8	9	8	17	15	14	12	12	15	146	
		10.0mm	3	7	2	5	4	4	8	9	7	7		3	59	
		30.0mm	1	1	1	3	2	3	1	4	4	5		1	26	
		80.0mm		1		2		2		1	1	2			9	
		100.0mm		1		2					1	2			6	
Hourly Max. Precip.	1.0mm	10	10	13	7	8	7	17	14	13	10	8	11	128		
	6.0mm	1	2	1	3	3	3	4	8	6	5		1	37		
	10.0mm		1	1	3	1	3	3	4	3	4		1	24		
	20.0mm		1		3		1		2	1	3		1	12		
	30.0mm									1	2			3		
Daily Max. Wind Speed	0.5 ~ 3.3%															
	3.4 ~ 7.9%	5	4	6	7	7	11	11	10	8	10	4	4	87		
	8.0 ~ 13.8%	14	6	14	10	16	14	12	16	15	9	15	12	153		
	13.9%	9	13	10	13	8	5	8	5	7	12	10	11	111		
10 - Day Summary	Mean Temp. (0.1 )	1st	- 6	- 59	- 49	53	90	118	173	190	142	129	67	- 45		
		2nd	- 81	- 43	- 6	58	96	125	178	168	133	86	- 4	- 77		
		3rd	- 62	- 48	- 12	53	118	144	194	168	129	57	- 3	- 44		
	Mean Max. Temp. (0.1 )	1st	29	- 18	- 10	92	135	168	196	231	182	172	114	- 11		
		2nd	- 49	- 2	37	108	152	176	212	201	173	120	44	- 47		
		3rd	- 18	- 4	25	100	169	177	239	209	171	106	27	- 11		
	Mean Min. Temp. (0.1 )	1st	- 39	- 93	- 85	10	50	74	155	157	99	88	16	- 75		
		2nd	- 111	- 88	- 50	13	54	76	146	138	101	58	- 45	- 104		
		3rd	- 104	- 101	- 53	7	70	117	162	129	86	7	- 46	- 79		
	Mean Wind Speed (0.1%)	1st	27	38	36	39	39	36	52	30	30	33	35	37		
		2nd	37	52	31	45	34	28	31	32	40	45	33	37		
		3rd	39		33	36	28	26	20	36	29	43	35	36		
Total Precip. (0.1mm)	1st	435	475	140	4320	925	1020	1065	670	660	4595	85	360			
	2nd	75	535	415	790	520	680	525	1290	2040	1110	75	280			
	3rd	405	1100	455	190	25	1090	400	1350	540	25	230	475			

Element		1	2	3	4	5	6	7	8	9	10	11	12			
(0.1 )	Air Temp.	Mean	-20	-5	27	106	151	172	217	208	162	116	48	-29	96	
	Mean Max.	30	44	80	157	204	220	252	246	207	156	101	19	143		
	Mean Min.	-63	-55	-17	58	108	132	191	180	124	83	2	-69	56		
	Highest	92	97	139	226	281	271	297	295	235	220	179	76	297		
	Date	2	17	30	30	29	19	22	7	12	9	8	3	07/22		
	Lowest	-140	-109	-69	-2	63	89	162	130	59	5	-59	-116	-140		
	Date	15	10	8	2	26	8	27	31	29	30	19	12	01/15		
(0.1mm)	Precip.	00~24h Total	100	765	575	1457	597	885	2270	2885	1195	1380	68	210	12387	
	Highest. 1	Daily	45	495	215	635	385	375	375	920	700	640	68	210	920	
	Date	8	22	25	5	9	6	5	21	11	1	13	24	08/21		
	Hourly	20	90	40	105	55	95	255	280	165	170	68	80	280		
(0.1%)	Wind	Date	8	22	31	5	9	6	5	9	11	2	13	24	08/09	
	Mean Speed	18	20	15	18	16	12	12	11	13	13	18	19	15		
	Highest Gust Speed	149	156	136	135	118	99	104	97	84	129	131	179	179		
Wind Directions Only	Dir.	S	NNW	NNE	ENE	S	NNE	SSE	SE	NE	E	SSE	S	S		
	Date	14	20	6	19	14	1	1	24	17	29	24	11	12/11		
	(0.1%)	Hourly Occurrence Maximum Speed	NNE	45	39	44	43	45	22	26	22	27	31	32	38	45
		NE	34	34	38	22	32	20	11	21	14	21	34	34	38	
		ENE	36	32	46	24	29	11	11	13	23	21	25	36	46	
		E	28	23	36	34	28	15	15	13	18	6	28	27	36	
		ESE	39	29	27	29	36	16	19	14	30	20	27	34	39	
		SE	67	39	38	46	44	43	42	36	28	25	66	42	67	
		SSE	58	57	48	46	44	33	29	36	27	33	56	70	70	
		S	33	54	36	38	24	28	28	23	30	30	38	54	54	
		SSW	35	44	25	19	24	18	21	18	18	22	27	28	44	
		SW	27	20	25	40	12	12	12	18	16	12	30	29	40	
		WSW	32	15	20	20	22		7	9	11	13	20	32	32	
		W	21	37	28	17	20	19	8	11	13	31	24	30	37	
		WNW	36	46	20	19	19	12	6	9	15	28	32	33	46	
		NW	34	47	31	44	29	15	10	16	24	31	32	37	47	
	NNW	51	51	36	43	31	31	14	17	33	46	48	59	59		
	N	46	58	61	41	45	39	23	24	27	41	53	53	61		
	(0.1%)	Hourly Occurrence Percentage	CALM	50	58	114	47	60	96	163	165	105	98	47	45	88
		NNE	36	46	38	36	47	23	22	18	18	15	38	40	31	
NE		20	19	17	19	16	8	4	10	4	6	11	20	13		
ENE		13	13	12	4	16	1	8	1	13	3	8	18	9		
E		11	15	17	17	17	7	10	10	6	1	18	29	13		
ESE		7	19	9	22	15	23	26	15	21	17	14	19	17		
SE		67	80	89	106	165	172	211	164	100	72	110	83	118		
SSE		175	195	172	280	169	144	144	112	101	83	221	200	166		
S		47	68	52	67	39	54	38	56	53	41	57	57	52		
SSW		16	10	13	14	11	11	19	10	16	14	11	16	13		
SW		3	6	1	11	4	7	8	3	6	6	10	14	6		
WSW		5	4	4	8	1		1	7	4	7	7	7	5		
W		13	6	8	4	3	3	1	4	1	10	6	11	6		
WNW		11	18	5	10	4	3	1	7	7	15	10	14	9		
NW		26	28	30	19	15	10	4	11	21	48	18	29	21		
NNW		180	128	101	97	71	51	34	48	114	173	74	101	97		
N	320	284	316	238	345	387	304	361	410	393	342	298	333			

Element		1	2	3	4	5	6	7	8	9	10	11	12		
Number of Days With Classified	Daily Max. Temp.	0.0	8	3	2									6	19
		0.1 ~ 10.0	23	25	18	2							15	24	107
		10.1 ~ 20.0			11	23	16	5		2	8	26	15		106
		20.1 ~ 30.0				5	15	24	30	28	20	3			125
		30.1													
	Daily Mean Temp.	- 5.0	7	3										6	16
		- 4.9 ~ 0.0	13	12	4								3	21	53
		0.1 ~ 10.0	11	13	27	15	1					10	25	3	105
		10.1 ~ 20.0				15	28	26	1	10	28	19	2		129
		20.1					2	3	29	20					54
	Daily Min. Temp.	- 15.0													
		- 14.9 ~ - 5.0	19	15	3								4	23	64
		- 4.9 ~ 0.0	10	13	19	1							13	7	63
		0.1 ~ 10.0	2		9	28	15	3			3	20	13		93
		10.1				1	16	26	30	30	25	9			137
	Daily Precip.	0.1mm	4	6	10	13	7	10	17	14	5	7	1	1	95
		10.0mm		2	2	4	1	3	10	5	3	3		1	34
		30.0mm		1		1	1	1	2	4	1	2			13
		80.0mm								2					2
		100.0mm													
	Hourly Max. Precip.	1.0mm	2	6	8	12	5	7	17	11	4	6	1	1	80
6.0mm			1		3		1	10	5	3	2	1	1	27	
10.0mm					1			5	3	1	2			12	
20.0mm								1	2					3	
30.0mm															
Daily Max. Wind Speed	0.5 ~ 3.3%			2				4	4	1	2		1	14	
	3.4 ~ 7.9%	16	10	19	13	18	26	20	23	26	23	12	10	216	
	8.0 ~ 13.8%	13	15	10	17	13	3	6	3	1	4	18	17	120	
	13.9%	2	3										2	7	
10 - Day Summary	Mean Temp.	1st	15	- 13	8	91	140	161	212	228	168	148	89	- 22	
		2nd	- 40	2	40	111	146	173	216	198	166	111	28	- 49	
		3rd	- 33	- 3	33	117	167	183	223	202	152	93	27	- 16	
	Mean Max. Temp.	1st	61	28	62	144	186	217	241	269	209	181	144	25	
		2nd	7	53	102	160	203	223	258	224	211	146	80	- 2	
		3rd	22	55	78	167	220	221	258	247	202	143	80	32	
	Mean Min. Temp.	1st	- 22	- 52	- 36	41	103	116	192	201	133	121	40	- 60	
		2nd	- 85	- 59	- 10	71	101	131	184	176	128	81	- 14	- 92	
		3rd	- 79	- 53	- 5	63	120	150	196	166	111	51	- 19	- 56	
	Mean Wind Speed	1st	15	21	20	15	16	14	13	10	11	10	15	18	
		2nd	21	24	13	22	16	12	12	7	15	11	20	21	
		3rd	18	14	12	18	15	10	9	14	14	16	19	18	
Total Precip.	1st	50	60	60	945	522	485	1400	345	240	1120				
	2nd	10	210	135	452	65	120	530	1485	700	240	68			
	3rd	40	495	380	60	10	280	340	1055	255	20	210			

Element		1	2	3	4	5	6	7	8	9	10	11	12						
(0.1 )	Air Temp.	Mean	- 61	- 46	10	88	139	165	204	191	150	102	8	- 68	74				
		Mean Max.	- 25	- 5	53	141	188	211	228	215	183	138	44	- 36	111				
		Mean Min.	- 92	- 84	- 24	45	98	130	186	171	122	73	- 31	- 107	41				
		Highest	70	72	121	221	233	258	257	273	214	193	126	25	273				
		Date	8	16	30	30	29	23	20	5	26	9	7	23	08/05				
		Lowest	- 172	- 150	- 104	- 20	47	86	168	112	53	- 13	- 121	- 184	- 184				
		Date	23	10	8	2	26	2	1	30	29	30	19	12	12/12				
(0.1mm)	Precip. Highest. 1	00~24h Total	145	155	160	450	110	805	5790	2545	295	225	300	10980					
		Daily	55	80	40	130	65	365	860	475	145	85	115	860					
		Date	29	20	31	18	24	1	10	21	19	11	10	07/10					
		Hourly	35	30	30	70	25	235	505	385	95	45	55	505					
(0.1%)	Wind	Date	27	20	31	18	24	1	16	24	19	1	10	07/16					
		Mean Speed	50	48	37	41	36	34	31	40	32	31	42	48	39				
		Highest Gust Speed	260	227	162	206	242	192	218	203	218	165	224	199	260				
(0.1%)	Wind Directions Only	Dir.	NW	S	NNW	SE	WNW	WNW	ESE	WNW	NNW	ESE	NW	W	NW				
		Date	27	19	9	14	13	9	3	24	19	1	10	11	01/27				
		(0.1%)	Hourly Occurrence Maximum Speed	NNE	6	13							8				13		
				NE		6		6				11						11	
				ENE		9				6							7	9	
				E			8	14				20	14	8	7	15		20	
				ESE			56	86	81	106	89	107	93	82	105	69	107		
				SE	53	22	73	106	95	137	93	106	97	100	89	82	137		
				SSE	98	120	52	37	41	37	42	29	42	35	30	26	120		
				S	97	105	46	24	23	6	16	16	21	8	24	17	105		
				SSW	27	77	17	19	18	14	18		6	11	19	8	77		
				SW	26	79	6	21	23	26	23	19	15	18	42	15	79		
				WSW	18	97	11	66	25	15	32	34	22	24	47	25	97		
				W	11	89	55	89	87	61	68	65	36	31	105	94	105		
				WNW	94	104	89	103	110	88	84	79	90	89	114	98	114		
				NW	93	125	78	45	78	53	50	61	101	77	81	55	125		
				NNW	113	109	75	14	20		15	16	16	16	7		113		
				N	121	85	92	4	11	4	4	4	4	6	4	48	121		
				(0.1%)	Hourly Occurrence Percentage	CALM	19	12	20	10	15	21	32	39	42	36	14	47	26
						NNE	1	1								1			0
						NE		1		1				1					0
						ENE		1			1							1	0
						E			1	4			3	1	3	3	3		1
						ESE			11	46	38	61	82	147	129	89	42	27	56
						SE	7	6	81	140	86	225	224	382	213	305	92	78	154
						SSE	89	66	43	15	22	11	20	16	39	23	8	12	30
S	63					66	13	10	9	1	9	4	6	1	4	4	16		
SSW	5					9	1	7	4	6	7		1	4	1	3	4		
SW	5	21	1			8	5	4	7	1	1	8	1	5	6				
WSW	1	13	4			33	15	4	12	1	4	9	7	7	9				
W	3	51	9			222	151	60	74	27	25	17	56	66	63				
WNW	9	55	159			465	594	531	281	192	232	316	640	716	351				
NW	66	85	80			36	54	76	242	182	297	171	131	32	121				
NNW	317	307	336			1	5		5	7	7	13	1		82				
N	414	306	240				1					4		1	79				



Element		1	2	3	4	5	6	7	8	9	10	11	12			
Number of Days With Classified	Daily Max. Temp.	0.0	20	15	4								7	27	73	
		0.1 ~ 10.0	11	13	24	4						3	19	4	78	
		10.1 ~ 20.0			3	24	17	10	2	12	23	28	4			123
		20.1 ~ 30.0				2	14	20	29	19	7					91
		30.1														
	Daily Mean Temp.	- 5.0	18	12	2								6	20	58	
		- 4.9 ~ 0.0	10	14	8								7	9	48	
		0.1 ~ 10.0	3	2	21	19	5				1	14	17	2	84	
		10.1 ~ 20.0				11	26	29	11	20	29	17				143
		20.1						1	20	11						32
	Daily Min. Temp.	- 15.0	4	1										5	10	
		- 14.9 ~ - 5.0	19	21	6								11	23	80	
		- 4.9 ~ 0.0	8	6	19	2						2	12	3	52	
		0.1 ~ 10.0			6	26	15	5			4	23	7		86	
		10.1				2	16	25	31	31	26	6				137
	Daily Precip.	0.1mm	4	3	8	7	4	10	21	18	5	5	8		93	
		10.0mm				1		3	12	8	1		1		26	
		30.0mm						1	7	2					10	
		80.0mm							1						1	
		100.0mm														
	Hourly Max. Precip.	1.0mm	4	3	7	6	3	9	19	15	4	4	6		80	
6.0mm					1		2	11	8	1				23		
10.0mm							1	8	3					12		
20.0mm							1	6	3					10		
30.0mm								3	1					4		
Daily Max. Wind Speed	0.5 ~ 3.3%			5		3	5	6	5	12	10	2	1	53		
	3.4 ~ 7.9%	2	2													
	8.0 ~ 13.8%	9	14	22	15	17	20	20	19	12	15	13	18	194		
	13.9%	20	12	4	15	11	5	5	7	6	6	15	12	118		
10 - Day Summary	Mean Temp. (0.1 )	1st	- 12	- 63	- 23	76	132	138	201	215	163	134	59	- 56		
		2nd	- 85	- 43	34	85	128	172	205	183	145	92	- 19	- 97		
		3rd	- 83	- 28	19	104	156	185	207	176	143	83	- 18	- 54		
	Mean Max. Temp. (0.1 )	1st	17	- 29	22	119	181	181	222	243	190	166	95	- 24		
		2nd	- 51	5	78	140	179	222	234	204	181	127	22	- 60		
		3rd	- 40	13	59	165	203	231	228	201	177	124	15	- 27		
	Mean Min. Temp. (0.1 )	1st	- 37	- 96	- 61	35	92	103	183	191	139	111	17	- 100		
		2nd	- 116	- 87	- 3	41	89	133	186	169	117	63	- 56	- 138		
		3rd	- 120	- 65	- 10	59	113	154	189	154	110	47	- 55	- 86		
	Mean Wind Speed (0.1%)	1st	54	51	45	44	36	42	33	32	27	31	37	46		
		2nd	54	52	32	44	43	34	27	50	40	33	46	51		
		3rd	43	39	35	37	30	28	32	38	28	30	43	48		
Total Precip. (0.1mm)	1st			55	165	25	615	3500	440	20	115	150				
	2nd	30	125		285	20	25	1385	595	225	110	55				
	3rd	115	30	105		65	165	905	1510	50		95				

		Element	1	2	3	4	5	6	7	8	9	10	11	12				
(0.1 )	Air Temp.	Mean	- 46	- 28	32	113	164	201	244	224	178	121	20	- 53	98			
		Mean Max.	16	34	103	186	235	270	287	276	252	196	79	- 2	161			
		Mean Min.	- 104	- 93	- 33	44	95	139	213	187	123	64	- 38	- 108	41			
		Highest	97	98	172	252	280	310	321	327	286	267	179	78	327			
		Date	7	28	19	30	3	23	6	5	26	2	1	23	08/05			
		Lowest	- 175	- 163	- 100	- 25	38	83	179	106	40	- 39	- 120	- 183	- 183			
		Date	31	2	8	2	6	11	1	30	29	31	19	13	12/13			
(0.1mm)	Precip.	00~24h Total	130	135	140	620	415	395	4205	3400	155	250	455	85	10385			
		Highest. 1	Daily	50	55	55	220	205	210	1245	780	105	165	230	60	1245		
			Date	27	17	26	18	13	7	22	20	11	11	3	24	07/22		
			Hourly	45	50	50	65	180	40	360	390	50	60	145	15	390		
		Date	27	17	26	18	13	9	22	24	11	11	3	24	08/24			
(0.1%)	Wind	Mean Speed	8	9	8	12	10	10	6	8	8	7	7	7	8			
		Highest Gust Speed	99	89	91	103	98	72	64	94	88	82	98	75	103			
		Dir.	SSE	S	S	NNE	SSW	S	SSE	S	NNE	S	S	SSE	NNE			
		Date	12	24	7	1	14	9	23	23	19	29	10	10	04/01			
(0.1%)	Wind Directions Only	Hourly Occurrence Maximum Speed	NNE	22	16	24	23	23	23	32	25	26	30	14	16	32		
			NE	36	21	35	44	21	33	27	34	39	47	18	18	47		
			ENE	19	16	24	24	21	21	25	22	26	23	14	15	26		
			E	17	15	16	19	16	19	24	10	11	18	16	17	24		
			ESE	16	16	15	20	22	12	11	8	13	8	13	18	22		
			SE	22	18	16	21	24	16	9	10	8	9	17	19	24		
			SSE	37	34	31	30	35	24	8	17	31	21	34	31	37		
			S	35	45	53	48	43	31	32	33	33	39	34	34	53		
			SSW	38	35	33	39	46	27	38	31	39	19	32	41	46		
			SW	28	22	16	33	26	22	22	22	16	16	28	13	33		
			WSW	15	13	18	19	21	19	14	15	15	15	17	16	21		
			W	11	14	20	13	18	18	15	18	10	14	11	12	20		
			WNW	14	17	7	14	15	14	10	12	11	9	15	11	17		
			NW	8	16	7	9	11	11	7	12	12	11	15	8	16		
			NNW	5	9	13	12	13	12	8	14	10	18	11	12	18		
			N	17	10	18	14	11	21	14	15	18	13	16	15	21		
			(0.1%)	Hourly Occurrence Percentage	CALM	413	408	373	233	218	183	457	343	328	418	419	458	354
					NNE	13	19	36	33	12	57	34	47	28	26	24	24	29
					NE	52	27	40	64	50	108	65	157	78	75	24	31	65
					ENE	44	63	92	71	79	88	37	51	65	50	60	50	62
					E	35	30	38	24	32	22	12	12	25	23	24	30	25
					ESE	15	15	7	10	15	10	4	5	17	5	15	24	12
					SE	19	34	17	24	16	15	5	3	3	5	15	16	14
					SSE	62	61	40	28	34	24	3	7	18	15	64	79	36
					S	110	137	89	96	85	63	46	31	45	34	86	105	77
					SSW	50	51	57	129	87	68	75	27	47	24	63	36	59
					SW	134	122	149	199	231	225	132	180	239	185	122	95	168
WSW	26	10			30	46	66	43	53	54	45	66	35	15	41			
W	5	10			12	13	42	47	34	30	24	34	21	5	23			
WNW	7	3			3	10	15	13	12	19	7	7	6	4	9			
NW	1	3			1	6	5	4	8	7	13	8	6	4	5			
NNW	3	3	5	7	11	17	5	11	10	11	8	8	8					
N	11	4	11	10	3	14	16	17	10	15	10	15	11					

Element		1	2	3	4	5	6	7	8	9	10	11	12		
Number of Days With Classified	Daily Max. Temp.	0.0	14	4									2	17	37
		0.1 ~ 10.0	17	24	13								18	14	86
		10.1 ~ 20.0			18	19	5	1				1	18	10	72
		20.1 ~ 30.0				11	26	25	20	23	29	13			147
		30.1						4	10	8					22
	Daily Mean Temp.	-5.0	15	7									2	16	40
		-4.9 ~ 0.0	9	17	5								11	11	53
		0.1 ~ 10.0	7	4	26	7						9	12	4	69
		10.1 ~ 20.0				23	30	14		6	29	22	5		129
		20.1					1	16	30	25	1				73
	Daily Min. Temp.	-15.0	6	1										6	13
		-14.9 ~ -5.0	18	25	10								14	21	88
		-4.9 ~ 0.0	6	2	17	3						2	9	4	43
		0.1 ~ 10.0	1		4	26	20	4			7	22	7		91
		10.1				1	11	26	30	31	23	7			129
	Daily Precip.	0.1mm	4	6	7	5	5	6	14	14	5	4	4	4	78
		10.0mm				3	1	1	10	8	1	1	2		27
		30.0mm							6	4					10
		80.0mm							1						1
		100.0mm							1						1
	Hourly Max. Precip.	1.0mm	3	3	3	5	4	6	11	14	4	2	3	1	59
6.0mm					1	1		9	7		1	1		20	
10.0mm						1		6	5			1		13	
20.0mm								3	2					5	
30.0mm								2	2					4	
Daily Max. Wind Speed	0.5 ~ 3.3%	5	3	1		2	2	8	10	5	7	6	7	56	
	3.4 ~ 7.9%	23	20	29	23	25	28	22	19	24	23	22	24	282	
	8.0 ~ 13.8%	3	5	1	7	4			2	1	1	2		26	
	13.9%														
10 - Day Summary	Mean Temp. (0.1 )	1st	6	-44	2	102	157	176	243	253	193	160	85	-38	
		2nd	-66	-26	46	113	157	200	251	222	174	110	-7	-94	
		3rd	-75	-10	47	124	176	226	240	200	167	95	-19	-29	
	Mean Max. Temp. (0.1 )	1st	63	6	64	169	233	242	284	311	261	224	147	19	
		2nd	-5	45	130	184	224	277	298	269	251	184	50	-40	
		3rd	-8	55	116	206	247	292	279	252	246	181	40	14	
	Mean Min. Temp. (0.1 )	1st	-46	-98	-58	39	84	114	209	214	150	116	21	-95	
		2nd	-122	-101	-33	53	89	128	218	189	117	52	-63	-155	
		3rd	-139	-76	-10	41	109	174	212	159	101	29	-71	-78	
	Mean Wind Speed (0.1%)	1st	8	8	10	10	11	10	7	7	6	7	8	7	
		2nd	8	9	7	12	10	9	6	10	10	6	8	8	
		3rd	8	8	8	13	9	9	6	7	8	7	6	7	
Total Precip. (0.1mm)	1st	5	5	20	220	135	355	1820	260	25	85	300	15		
	2nd		120	15	400	215	10	210	1780	120	165	10	5		
	3rd	125	10	105		65	30	2175	1360	10		145	65		

		Element	1	2	3	4	5	6	7	8	9	10	11	12				
(0.1 )	Air Temp.	Mean	- 109	- 89	- 48	35	98	124	175	154	111	58	- 34	- 111	30			
		Mean Max.	- 73	- 47	- 7	85	146	173	207	185	157	98	6	- 76	71			
		Mean Min.	- 139	- 127	- 79	- 5	57	87	153	132	76	29	- 76	- 148	- 3			
		Highest	0	40	72	164	249	248	287	263	216	152	109	- 1	287			
		Date	28	4	19	30	20	18	19	5	9	8	7	23	07/19			
		Lowest	- 233	- 218	- 175	- 75	- 7	14	112	66	5	- 56	- 171	- 226	- 233			
		Date	14	10	7	2	26	2	26	31	29	30	19	12	01/14			
(0.1mm)	Precip.	00~24h Total	240	20	475	590	200	885	4170	6320	905	1260	80	60	15205			
		Highest. 1	Daily	95	10	140	245	100	195	820	1155	315	475	45	60	1155		
			Date	20	22	2	17	13	26	22	15	27	11	3	24	08/15		
			Hourly	30	5	65	75	85	90	255	345	95	150	40	20	345		
		Date	20	22	2	17	13	1	22	23	19	11	3	24	08/23			
(0.1%)	Wind	Mean Speed	54	52	40	64	53	34	51	41	40	35	75	57	50			
		Highest Gust Speed	331	322	227	271	274	266	232	253	249	188	306	222	331			
		Dir.	WSW	WSW	SSW	WSW	WSW	SW	SW	WSW	WSW	NE	SW	SSW	WSW			
		Date	26	19	8	25	5	9	10	24	20	22	10	18	01/26			
(0.1%)	Wind Directions Only	Hourly Occurrence Maximum Speed	NNE	26	30	13	21	34	36	22	19	67	93	80	111	111		
			NE	87	121	100	112	73	79	79	79	112	99	106	144	144		
			ENE	109	117	118	116	79	80	71	88	102	40	55	89	118		
			E	81	120	64	80	19	54	36	53	43	50	62	52	120		
			ESE	61	60	42	31	32	31	16	41	39	52	70	57	70		
			SE	60	64	43	35	29	55	43	49	33	45	62	67	67		
			SSE	62	61	51	56	54	33	38	42	47	56	81	96	96		
			S	73	84	60	55	76	51	47	60	77	150	129	112	150		
			SSW	97	95	70	93	88	71	79	72	139	135	234	167	234		
			SW	248	233	162	200	192	203	164	153	187	114	189	129	248		
			WSW	256	247	142	194	181	113	127	177	141	9	21	35	256		
			W	33	21	15	15	31	24	42	16	44	13	17	21	44		
			WNW	12	24		14	25	12	29	18	21		14	16	29		
			NW		17	10	18	28	12	16	8	19	29		23	29		
			NNW	22	16			5		11	18	6	26	22	47	47		
			N	22	23	6	4	8	14	20	4	18	47	57	30	57		
			(0.1%)	Hourly Occurrence Percentage	CALM	21	49	30	54	19	71	16	23	47	34	1	1	30
					NNE	14	18	11	3	7	13	7	4	35	242	39	35	36
					NE	175	89	153	89	75	126	54	129	183	102	51	86	109
					ENE	116	48	109	95	67	114	52	188	146	20	38	71	89
					E	59	61	39	24	9	31	15	62	39	15	28	68	37
					ESE	52	45	24	11	16	22	8	23	14	24	25	34	24
					SE	41	61	24	13	7	25	12	27	10	23	33	80	29
					SSE	40	58	35	26	38	14	12	24	17	30	46	71	34
					S	49	60	36	24	51	31	30	28	29	71	135	164	59
					SSW	63	79	94	88	102	58	69	50	130	347	569	355	168
					SW	280	296	343	453	431	324	508	289	216	43	13	8	268
WSW	73	113			90	114	135	144	187	139	79	1	4	3	91			
W	6	3			5	1	19	10	15	4	14	8	3	3	8			
WNW	3	4				1	12	8	4	3	13		1	4	5			
NW		1			5	4	7	7	5	1	13	7		4	5			
NNW	2	4			1		1	5	3	8	4	7	3					
N	6	10	1		4	3	5		13	24	10	6	7					

Element		1	2	3	4	5	6	7	8	9	10	11	12		
Number of Days With Classified	Daily Max. Temp.	0.0	27	26	18	2							15	29	117
		0.1 ~ 10.0		2	13	18	5	2			3	13	11		67
		10.1 ~ 20.0				10	23	17	17	23	25	18	4		137
		20.1 ~ 30.0					3	11	14	8	2				38
		30.1													
	Daily Mean Temp.	- 5.0	24	24	12								12	28	100
		- 4.9 ~ 0.0	3	4	17	4						2	9	1	40
		0.1 ~ 10.0			2	25	15	12		1	8	25	9		97
		10.1 ~ 20.0				1	16	18	28	29	22	4			118
		20.1							3	1					4
	Daily Min. Temp.	- 15.0	13	7	3								2	17	42
		- 14.9 ~ - 5.0	13	20	22	2						1	17	12	87
		- 4.9 ~ 0.0	1	1	6	15	2					6	8		39
		0.1 ~ 10.0				13	24	16		5	23	23	3		107
		10.1					5	14	31	26	7	1			84
	Daily Precip.	0.1mm	6	2	10	9	4	12	19	19	7	9	2	1	100
		10.0mm			2	1	1	5	9	13	4	3			38
		30.0mm							6	9	1	2			18
		80.0mm							1	1					2
		100.0mm								1					1
	Hourly Max. Precip.	1.0mm	4		7	8	3	10	15	17	5	8	2	1	80
6.0mm				1	1	1	2	11	10	2	2			30	
10.0mm								8	7		1			16	
20.0mm								2	5					7	
30.0mm									1					1	
Daily Max. Wind Speed	0.5 ~ 3.3%				1									1	
	3.4 ~ 7.9%	1		4		4	8	3	8	7	9			44	
	8.0 ~ 13.8%	9	12	17	8	8	18	11	16	13	16	5	4	137	
	13.9%	17	16	10	21	19	4	17	7	10	6	25	25	177	
10 - Day Summary	Mean Temp.	1st		- 98	- 80	24	89	89	166	184	132	88	32	- 112	
		2nd	- 133	- 89	- 28	34	93	137	188	142	96	42	- 65	- 136	
		3rd	- 109	- 79	- 37	48	111	147	171	138	106	44	- 70	- 89	
	Mean Max. Temp.	1st		- 59	- 38	64	138	134	195	227	178	119	73	- 76	
		2nd	- 92	- 44	17	89	140	190	231	161	136	84	- 22	- 103	
		3rd	- 72	- 37	1	103	158	194	195	169	155	91	- 31	- 52	
	Mean Min. Temp.	1st		- 135	- 114	- 9	46	49	147	160	97	65	- 14	- 152	
		2nd	- 165	- 127	- 61	- 10	54	97	160	126	64	18	- 103	- 173	
		3rd	- 143	- 117	- 64	4	71	116	153	113	67	6	- 111	- 121	
	Mean Wind Speed	1st		38	55	49	55	48	59	28	23	46	76	63	
		2nd	54	67	37	72	56	28	43	34	47	27	68	52	
		3rd	62	50	28	73	50	26	51	60	51	34	81	57	
	Total Precip.	1st	75		170	255	15	560	2005	1190	5	450	80		
		2nd	95	10	15	325	100	5	280	3685	535	495			
		3rd	70	10	290	10	85	320	1885	1445	365	315		60	

Element		1	2	3	4	5	6	7	8	9	10	11	12				
(0.1 )	Air Temp.	Mean	21	40	72	146	192	199	255	238	204	150	88	19	135		
	Mean Max.	63	86	117	198	243	243	289	271	247	189	134	64	179			
	Mean Min.	- 15	- 5	29	100	141	161	227	211	166	116	41	- 24	96			
	Highest	136	170	164	292	333	303	353	329	283	234	213	121	353			
	Date	2	16	30	30	19	30	21	22	19	8	8	3	07/21			
	Lowest	- 87	- 65	- 26	37	77	110	178	167	121	63	- 21	- 82	- 87			
	Date	23	11	8	2	2	11	27	31	29	31	25	12	01/23			
(0.1mm)	Precip.	00~24h Total	490	50	295	475	205	325	1465	4250	350	1350	290	30	9575		
		Highest. 1 Daily	180	50	80	180	175	235	330	1365	150	655	290	30	1365		
	Hourly	65	10	50	65	80	130	140	495	50	295	110	25	495			
	Date	20	22	2	17	24	1	4	11	11	29	4	24	08/11			
(0.1%)	Wind	Mean Speed	18	23	19	21	19	17	13	12	17	15	19	20	18		
		Highest Gust Speed	175	178	124	201	231	134	109	131	113	142	167	168	231		
		Dir.	WNW	NNW	NNW	WSW	WNW	SSW	W	SSW	NW	NNE	W	NNW	WNW		
(0.1%)	Wind Directions Only	Date	27	20	9	14	6	9	17	24	19	23	10	11	05/06		
		Hourly Occurrence Maximum Speed	30	46	62	71	44	41	27	48	36	71	40	25	71		
		NNE	26	35	34	36	35	38	23	35	34	51	26	29	51		
		NE	19	27	31	31	28	37	23	35	36	27	25	20	37		
		ENE	25	30	40	41	40	31	30	31	35	26	33	17	41		
		E	26	36	36	52	28	37	39	23	33	23	28	23	52		
		ESE	30	49	50	53	56	48	46	39	47	33	33	35	56		
		SE	19	45	57	34	55	49	38	46	47	45	33	34	57		
		SSE	24	38	31	29	42	34	36	28	24	44	30	40	44		
		S	22	34	34	59	31	30	25	29	32	30	29	33	59		
		SSW	32	51	24	55	44	53	34	32	34	27	40	35	55		
		SW	55	58	52	66	53	48	44	42	36	34	57	50	66		
		WSW	53	54	37	51	61	33	29	25	34	26	43	69	69		
		W	46	41	35	43	36	35	23	24	24	21	51	58	58		
		WNW	59	46	55	40	46	26	25	21	28	34	51	56	59		
		NW	43	59	53	51	65	63	37	45	40	54	65	47	65		
		NNW	33	66	54	67	66	52	36	46	32	57	47	47	67		
		(0.1%)	Hourly Occurrence Percentage	CALM	81	31	56	53	66	155	214	250	56	118	44	31	97
				NNE	20	43	55	47	77	98	89	75	42	89	26	11	56
				NE	7	21	38	29	38	49	16	52	36	35	10	12	29
ENE	5			12	15	33	31	55	19	39	35	28	11	8	24		
E	20			15	32	39	39	32	22	50	61	27	26	5	31		
ESE	8			18	31	32	13	34	19	16	31	8	15	11	20		
SE	19			27	66	106	122	111	102	48	61	17	25	15	60		
SSE	13			30	69	49	71	63	52	34	72	34	24	23	44		
S	39			21	60	58	67	63	52	44	76	86	53	32	55		
SSW	60			70	101	88	98	67	60	75	191	157	110	74	96		
SW	152			131	103	131	114	70	90	62	136	129	146	207	123		
WSW	255			285	136	148	105	53	91	79	83	58	199	257	145		
W	97			88	71	49	24	22	20	13	19	22	86	117	52		
WNW	90			58	36	26	17	13	23	17	22	23	72	85	40		
NW	86	45	42	28	27	22	27	44	22	31	78	60	43				
NNW	34	64	48	38	26	27	55	23	28	62	47	38	41				
N	13	42	40	46	65	66	48	77	28	77	28	15	45				

Element		1	2	3	4	5	6	7	8	9	10	11	12		
Number of Days With Classified	Daily Max. Temp.	0.0	1											1	2
		0.1 ~ 10.0	24	18	7	1							6	27	83
		10.1 ~ 20.0	6	10	24	15	6	2				23	21	3	110
		20.1 ~ 30.0				14	22	25	18	26	30	8	3		146
		30.1					3	2	13	5					23
	Daily Mean Temp.	- 5.0												8	22
		- 4.9 ~ 0.0	11	3											22
		0.1 ~ 10.0	20	24	26	3						1	17	23	114
		10.1 ~ 20.0		1	5	24	19	14			13	30	13		119
	Daily Min. Temp.	20.1				3	12	15	31	31	17				109
		- 15.0												7	15
		- 14.9 ~ - 5.0	6	2											15
		- 4.9 ~ 0.0	13	12	4								7	17	53
	Daily Precip.	0.1 ~ 10.0	12	14	27	18	2					8	19	7	107
		10.1				12	29	29	31	31	30	23	4		189
		0.1mm	6	1	5	10	4	6	15	20	6	14	1	1	89
		10.0mm	2			2	1	1	5	8	2	4	1		26
		30.0mm							1	4		1			6
	Hourly Max. Precip.	80.0mm								2					2
		100.0mm								1					1
		1.0mm	5	1	5	6	3	5	13	14	6	12	1	1	72
6.0mm		1			1	1	1	4	8		1	1		18	
10.0mm							1	1	2		1	1		6	
Daily Max. Wind Speed	20.0mm								2		1			3	
	30.0mm								1					1	
	0.5 ~ 3.3%								1					1	
Daily Max. Wind Speed	3.4 ~ 7.9%	13	8	14	7	10	15	21	25	17	22	7	14	173	
	8.0 ~ 13.8%	16	18	17	18	18	14	10	5	13	8	19	13	169	
	13.9%	2	2		5	3					1	4	4	21	
10 - Day Summary	Mean Temp.	1st	55	31	55	125	173	186	246	252	213	171	136	28	
		2nd	3	46	80	151	203	193	284	223	203	145	66	- 7	
		3rd	5	43	80	162	200	221	236	238	197	134	63	34	
	Mean Max. Temp.	1st	95	71	101	175	227	230	282	284	255	204	181	75	
		2nd	47	97	129	201	251	239	324	245	242	181	110	37	
		3rd	49	90	121	218	251	264	263	283	245	183	111	78	
	Mean Min. Temp.	1st	24	- 8	7	82	122	143	221	228	175	145	89	- 16	
		2nd	- 32	- 5	32	108	152	151	247	207	168	114	23	- 49	
		3rd	- 36	- 1	45	109	149	193	215	200	155	93	13	- 8	
	Mean Wind Speed	1st	18	23	19	18	20	20	11	12	15	12	18	19	
		2nd	24	24	19	23	21	16	18	9	18	15	21	22	
		3rd	14	20	20	22	18	14	11	15	17	20	18	19	
Total Precip.	1st	220		75	130	15	270	825	1140		490	290			
	2nd	180		70	335	15	15	245	2785	270	155				
	3rd	90	50	150	10	175	40	395	325	80	705		30		

Element		1	2	3	4	5	6	7	8	9	10	11	12					
(0.1 )	Air Temp.	Mean	-33	-8	50	130	183	219	258	243	190	138	38	-34	115			
		Mean Max.	35	58	128	209	263	289	300	294	261	214	109	22	182			
		Mean Min.	-94	-69	-25	48	106	153	225	206	136	84	-25	-88	55			
		Highest	135	138	193	293	307	353	336	360	286	271	200	86	360			
		Date	8	16	30	30	30	23	25	5	26	8	8	23	08/05			
		Lowest	-183	-150	-73	-10	46	97	199	129	54	-38	-98	-161	-183			
		Date	23	2	8	3	8	4	27	31	29	31	19	13	01/23			
(0.1mm)	Precip.	00~24h Total	125	165	155	415	220	800	5385	2610	255	140	345	235	10850			
		Highest. 1	Daily	65	75	45	105	90	340	845	535	160	65	195	120	845		
			Date	29	22	31	5	13	1	10	21	19	1	25	24	07/10		
			Hourly	20	20	35	45	85	210	560	255	85	25	80	40	560		
(0.1%)	Wind	Mean Speed	17	19	17	23	22	19	14	16	17	18	17	16	18			
		Highest Gust Speed	129	129	131	156	173	131	143	139	132	161	165	155	173			
		Dir.	NW	WSW	NW	NNW	NNW	SW	NW	SW	SW	NE	WNW	WSW	NNW			
		Date	12	10	27	14	13	9	10	24	19	22	15	26	05/13			
(0.1%)	Wind Directions Only	Hourly Occurrence Maximum Speed	NNE	38	32	57	69	28	68	40	45	55	48	36	41	69		
			NE	24	32	47	26	30	65	38	38	53	90	29	32	90		
			ENE	8	9	36	9	15	13	22	35	42	84	25	15	84		
			E	8	18	18	64	8	19	38	27	47	34	19	15	64		
			ESE	13	12	11	33	23	16	5	16	46	20	10	12	46		
			SE	16	25	24	42	23	25	10	25	15	22	23	17	42		
			SSE	24	25	35	29	27	51	24	20	24	20	26	30	51		
			S	26	29	36	34	63	37	35	36	35	35	33	29	63		
			SSW	40	45	41	47	51	52	38	34	36	41	57	44	57		
			SW	51	40	40	74	72	49	44	68	58	33	48	38	74		
			WSW	48	53	64	84	86	73	53	61	51	58	59	46	86		
			W	45	47	52	63	68	66	41	33	39	48	49	72	72		
			WNW	44	55	46	55	61	47	33	36	29	39	65	64	65		
			NW	49	57	46	55	46	47	26	36	37	28	52	59	59		
			NNW	65	50	37	41	37	41	30	35	32	34	45	48	65		
			N	44	31	34	30	40	46	25	34	37	35	36	32	46		
			(0.1%)	Hourly Occurrence Percentage	CALM	135	100	126	78	50	31	163	54	49	51	96	133	89
					NNE	58	41	69	54	34	79	57	121	95	114	105	112	78
					NE	20	14	17	14	27	24	20	66	89	78	24	40	36
					ENE	4	5	15	7	7	10	8	22	21	23	20	4	12
					E	3	8	5	7	3	18	8	11	13	16	4	9	9
					ESE	7	6	5	11	11	8	1	4	15	5	11	4	7
					SE	16	14	22	10	13	21	7	11	29	13	14	8	15
					SSE	19	2	23	18	16	17	28	13	21	13	27	19	18
					S	9	18	20	17	20	25	30	24	28	15	31	26	22
					SSW	47	50	58	47	58	42	100	36	39	32	54	47	51
					SW	59	77	56	72	79	53	123	71	50	42	81	77	70
WSW	94	110			87	149	152	110	144	65	61	51	89	92	100			
W	92	145			118	171	128	93	44	39	35	46	81	83	89			
WNW	71	98			85	76	90	83	31	39	26	52	70	79	67			
NW	54	73	52	60	95	85	42	73	72	51	67	62	65					
NNW	70	73	82	101	140	189	125	175	179	152	47	85	119					
N	242	168	159	108	78	114	69	177	178	245	179	120	153					



Element		1	2	3	4	5	6	7	8	9	10	11	12		
Number of Days With Classified	Daily Max. Temp.	0.0	9	1										10	20
		0.1 ~ 10.0	20	24	6								13	21	84
		10.1 ~ 20.0	2	3	25	11		1				13	17		72
		20.1 ~ 30.0				19	28	16	16	19	30	18			146
		30.1					3	13	15	12					43
	Daily Mean Temp.	- 5.0	12	4										11	27
		- 4.9 ~ 0.0	10	13	1								8	14	46
		0.1 ~ 10.0	9	11	30	3						4	17	6	80
		10.1 ~ 20.0				27	25	9		4	21	27	5		118
		20.1					6	21	31	27	9				94
	Daily Min. Temp.	- 15.0	7	1										5	13
		- 14.9 ~ - 5.0	13	18	7								10	20	68
		- 4.9 ~ 0.0	11	8	17	2						2	14	6	60
		0.1 ~ 10.0		1	7	27	15	1			3	16	6		76
		10.1				1	16	29	31	31	27	13			148
	Daily Precip.	0.1mm	4	5	7	7	5	10	19	16	4	4	8	7	96
		10.0mm				1		2	14	7	1		1	1	27
		30.0mm						1	6	4					11
		80.0mm							1						1
		100.0mm													
	Hourly Max. Precip.	1.0mm	4	3	6	6	3	9	17	14	2	3	8	7	82
		6.0mm					1	2	11	8	1		1		24
		10.0mm						2	9	5					16
		20.0mm						1	7	1					9
30.0mm								4						4	
Daily Max. Wind Speed	0.5 ~ 3.3%														
	3.4 ~ 7.9%	22	14	17	7	12	16	22	27	26	27	15	19	224	
	8.0 ~ 13.8%	9	14	14	22	16	14	8	3	4	3	14	10	131	
	13.9%				1	3			1	1		1	1	2	10
10 - Day Summary	Mean Temp. (0.1 )	1st	19	- 25	24	118	175	194	255	270	202	179	89	- 15	
		2nd	- 52	- 3	60	130	175	219	258	241	187	134	14	- 72	
		3rd	- 63	9	64	142	199	243	260	222	180	103	11	- 17	
	Mean Max. Temp. (0.1 )	1st	87	31	94	193	256	257	298	322	265	240	170	39	
		2nd	16	68	155	202	253	300	305	285	262	204	79	- 11	
		3rd	6	80	134	234	278	311	296	276	255	200	78	36	
	Mean Min. Temp. (0.1 )	1st	- 34	- 77	- 44	49	96	130	221	230	156	135	20	- 67	
		2nd	- 111	- 76	- 33	53	104	138	224	211	131	89	- 49	- 135	
		3rd	- 134	- 50	- 1	43	117	190	230	179	120	34	- 47	- 64	
	Mean Wind Speed (0.1%)	1st	16	19	19	22	22	23	15	15	14	17	16	17	
		2nd	17	21	15	25	23	18	13	17	19	18	18	17	
		3rd	17	17	17	23	20	17	14	17	17	19	18	15	
Total Precip. (0.1mm)	1st		5	70	225	40	495	2325	420	10	85	70	75		
	2nd	25	85		190	90	40	2395	770	235	55	30	20		
	3rd	100	75	85		90	265	665	1420	10		245	140		

Element		1	2	3	4	5	6	7	8	9	10	11	12	
Air Temp. (0.1 )	Mean	-36	-20	21	105	163	179	228	204	163	110	39	-43	93
	Mean Max.	8	31	70	160	214	231	269	240	216	151	85	-1	140
	Mean Min.	-73	-61	-14	60	119	136	199	180	127	81	-4	-81	56
	Highest	63	108	134	244	296	298	333	311	269	235	185	71	333
	Date	7	16	30	30	29	30	13	6	9	9	6	23	07/13
	Lowest	-153	-136	-90	-12	59	76	150	127	69	12	-91	-155	-155
	Date	23	11	8	2	26	2	26	31	29	30	19	12	12/12
Precip. (0.1mm)	00~24h Total	135	139	230	670	105	295	2315	3055	770	575	115	45	8449
	Highest. 1 Daily	95	80	50	215	40	115	610	455	250	125	90	45	610
	Date	20	22	31	11	24	1	3	11	11	2	4	24	07/03
	Hourly Date	35	39	10	60	35	80	375	180	50	30	25	25	375
Wind (0.1%)	Mean Speed	18	20	16	21	19	13	13	11	13	12	21	23	17
	Highest Gust Speed	182	166	140	163	224	131	134	106	159	130	177	200	224
	Dir.	S	SSW	SSW	SE	SSW	SSW	NE	SSW	SSE	NW	SSW	S	SSW
Wind Directions Only (0.1%)	Date	12	17	9	28	14	7	18	24	19	13	10	10	05/14
	Hourly Occurrence Maximum Speed	40	37	33	38	32	35	26	28	31	37	30	37	40
	NNE	39	39	40	34	38	37	28	25	26	36	35	48	48
NE	39	39	40	44	39	29	28	24	33	32	29	41	44	
ENE	32	44	35	44	38	35	29	25	30	31	37	43	44	
E	36	35	37	44	38	30	33	36	35	26	39	39	44	
ESE	35	33	30	53	34	39	30	32	40	25	42	41	53	
SE	74	51	39	52	47	38	31	28	59	26	61	60	74	
SSE	86	72	58	53	51	36	33	35	63	31	75	94	94	
S	74	87	56	71	104	40	38	35	49	28	82	111	111	
SSW	63	61	64	74	94	38	38	51	33	24	64	55	94	
SW	60	58	30	54	46	38	44	34	35	24	54	44	60	
WSW	32	32	35	40	35	38	34	27	19	21	34	30	40	
W	36	41	28	24	23	21	21	18	23	20	31	31	41	
WNW	33	36	29	26	33	21	25	24	20	17	25	34	36	
NW	32	40	28	28	21	27	25	26	21	23	32	39	40	
NNW	38	35	29	34	35	28	19	20	24	30	34	37	38	
Hourly Occurrence Percentage (0.1%)	CALM	90	46	77	50	67	129	148	238	69	195	28	20	97
	NNE	84	79	74	57	38	76	38	47	90	155	56	66	71
	NE	102	100	105	78	83	94	50	73	111	124	76	78	89
	ENE	100	63	85	81	94	132	71	73	131	89	58	75	88
	E	59	57	52	39	40	56	47	31	81	52	38	42	49
	ESE	32	34	52	43	59	49	34	31	54	32	46	60	44
	SE	16	39	56	38	62	65	28	23	49	30	57	32	41
	SSE	54	39	48	40	71	40	77	43	51	31	56	58	51
	S	38	43	39	51	46	31	71	38	36	23	74	67	46
	SSW	71	67	50	100	103	39	74	47	38	27	103	109	69
	SW	86	113	99	151	112	42	133	74	49	22	152	125	96
	WSW	49	82	58	135	62	43	97	78	47	32	118	78	73
	W	42	42	31	28	42	49	34	50	33	30	32	31	37
	WNW	28	34	24	19	23	32	28	32	29	27	14	24	26
	NW	43	43	30	13	35	31	28	44	31	30	19	40	32
NNW	44	46	48	24	22	46	24	38	32	47	33	46	37	
N	61	74	71	54	42	47	19	42	69	56	40	48	52	

Element		1	2	3	4	5	6	7	8	9	10	11	12			
Number of Days With Classified	Daily Max. Temp.	0.0	13	5	2								3	14	37	
		0.1 ~ 10.0	18	22	19	2						2	15	17	95	
		10.1 ~ 20.0		1	10	22	13	7	1	6	9	26	12			107
		20.1 ~ 30.0				6	18	23	25	22	21	3				118
		30.1							5	3						8
	Daily Mean Temp.	-5.0	12	5	1								1	12	31	
		-4.9 ~ 0.0	10	16	6								8	15	55	
		0.1 ~ 10.0	9	7	24	13	1					12	17	4	87	
		10.1 ~ 20.0				17	24	20	2	17	30	19	4		133	
		20.1					6	10	29	14					59	
	Daily Min. Temp.	-15.0	2											1	3	
		-14.9 ~ -5.0	19	17	5								8	23	72	
		-4.9 ~ 0.0	9	10	16	2							10	7	54	
		0.1 ~ 10.0	1	1	10	24	13	8			3	23	12		95	
		10.1				4	18	22	31	31	27	8			141	
	Daily Precip.	0.1mm	4	3	6	9	3	8	19	19	9	13	3	1	97	
		10.0mm				3		1	6	12	3	1			26	
		30.0mm							3	3					6	
		80.0mm														
		100.0mm														
Hourly Max. Precip.	1.0mm	2	3	6	7	3	6	15	18	8	9	3	1	81		
	6.0mm				1		1	6	6					14		
	10.0mm							3	6					9		
	20.0mm							1						1		
	30.0mm							1						1		
Daily Max. Wind Speed	0.5 ~ 3.3%	1							1					2		
	3.4 ~ 7.9%	12	11	23	12	17	22	19	25	24	23	6	5	199		
	8.0 ~ 13.8%	15	16	7	14	10	8	12	5	5	8	19	23	142		
	13.9%	3	1	1	4	4				1		5	3	22		
10 - Day Summary	Mean Temp. (0.1 )	1st	2	-32	-2	88	153	151	224	223	175	139	95	-34		
		2nd	-62	-13	39	108	159	185	245	185	158	99	10	-69		
		3rd	-48	-12	27	120	177	201	218	203	158	92	12	-26		
	Mean Max. Temp. (0.1 )	1st	39	17	44	140	200	199	262	273	226	172	143	9		
		2nd	-16	38	91	164	206	243	294	206	204	137	60	-28		
		3rd	1	40	75	176	235	252	253	241	218	144	51	15		
	Mean Min. Temp. (0.1 )	1st	-26	-68	-43	47	111	109	200	195	138	115	48	-75		
		2nd	-98	-61	3	61	115	137	208	172	127	76	-31	-108		
		3rd	-93	-53	-3	71	129	164	190	172	117	55	-29	-62		
	Mean Wind Speed (0.1%)	1st	15	19	21	17	21	18	16	8	10	11	20	23		
		2nd	21	25	14	25	23	12	16	7	15	10	21	25		
		3rd	19	15	14	22	15	10	9	17	13	14	22	21		
Total Precip. (0.1mm)	1st	5		50	195	30	185	1395	680	15	340	105				
	2nd	95	15	35	465	35	30	385	1760	545	160					
	3rd	35	124	145	10	40	80	535	615	210	75	10	45			

		Element	1	2	3	4	5	6	7	8	9	10	11	12				
(0.1 )	Air Temp.	Mean	- 61	- 40	7	93	141	158	210	189	144	90	11	- 66	73			
		Mean Max.	- 3	27	78	178	218	223	250	226	199	144	75	- 12	134			
		Mean Min.	- 107	- 95	- 42	31	85	108	186	162	99	50	- 41	- 116	27			
		Highest	57	98	153	263	286	298	304	295	251	215	166	55	304			
		Date	7	28	30	30	29	19	19	5	9	8	6	23	07/19			
		Lowest	- 197	- 159	- 109	- 39	40	47	155	97	38	- 34	- 114	- 191	- 197			
		Date	24	11	8	2	26	11	6	31	29	31	19	12	01/24			
(0.1mm)	Precip.	00~24h Total	180	55	150	455	250	635	3635	2860	630	495	205	80	9630			
		Highest. 1	Daily	80	45	55	155	115	255	1285	530	315	190	120	70	1285		
			Date	20	22	31	17	24	1	2	15	19	11	25	24	07/02		
			Hourly	45	15	20	50	65	130	255	285	270	105	60	25	285		
		Date	20	22	31	17	13	1	2	24	19	11	25	24	08/24			
(0.1%)	Wind	Mean Speed	42	40	31	42	34	21	25	22	21	20	46	50	33			
		Highest Gust Speed	204	215	190	208	225	186	151	200	161	157	205	202	225			
		* Dir.	W	NW	NW	NW	W	WSW	NNW	W	W	NE	WNW	NNW	W			
		Date	12	16	9	14	6	9	10	24	19	22	10	11	05/06			
(0.1%)	Wind Directions Only	Hourly Occurrence Maximum Speed	NNE	13	7	30	19	20	21	28	32	16	20	26	10	32		
			NE	42	48	56	68	55	71	44	51	51	89	32	29	89		
			ENE	48	46	53	59	62	44	39	55	54	89	25	26	89		
			E	24	13	24	46	20	20	14	13	18	23	13	18	46		
			ESE	11	11	31	21	8	8					11	9	31		
			SE	11	10	14	7			10		9	12		5	14		
			SSE		9	12	12	6					6		11	12		
			S	5		5	16	18	14		14		7			18		
			SSW		10	18	7		8				6	6	10	18		
			SW	5	11	19	29	45	28	18	24	7	10	11		45		
			WSW	75	46	43	47	108	105	73	96	63	31	23	9	108		
			W	103	90	92	101	140	71	82	56	78	47	61	49	140		
			WNW	111	111	100	110	116	57	69	16	67	62	115	59	116		
			NW	17	124	87	124	96	49	39	11	16	71	130	98	130		
			NNW	7	14	44	105	22	9	11	13	12	6	90	110	110		
			N	12	15	30	14	17	14	9	9	15	10	18	15	30		
			(0.1%)	Hourly Occurrence Percentage	CALM	48	45	59	28	65	138	69	132	181	133	17	23	78
					NNE	4	3	13	14	12	11	24	19	11	13	7	1	11
					NE	28	33	113	90	118	221	113	285	135	194	15	4	113
					ENE	77	22	106	99	77	161	65	218	210	340	14	13	118
					E	19	7	19	35	16	13	3	7	11	32	4	4	14
					ESE	4	1	13	4	3	4					3	1	3
					SE	4	1	1	1			3		1	7		1	2
					SSE		3	3	3	1						1	3	1
					S	1		1	6	1	3		3		4			2
					SSW		1	1	1		3				1	3	1	1
					SW	1	3	4	1	5	17	12	3	6	3	1		5
WSW	23	24			32	11	97	150	211	177	97	31	3	1	72			
W	511	399			241	110	387	218	302	133	249	121	76	11	229			
WNW	272	406			257	319	180	46	176	13	78	94	270	50	178			
NW	5	46			124	235	22	7	13	4	11	19	467	234	98			
NNW	1	1	9	42	7	4	5	1	4	1	115	649	71					
N	1	3	3	1	9	4	4	5	4	4	6	4	4					

Element		1	2	3	4	5	6	7	8	9	10	11	12			
Number of Days With Classified	Daily Max. Temp.	0.0	17	6									2	19	44	
		0.1 ~ 10.0	14	22	20	2						1	17	12	88	
		10.1 ~ 20.0			11	19	10	10	1	10	15	28	11			115
		20.1 ~ 30.0				9	21	20	29	21	15	2				117
		30.1							1							1
	Daily Mean Temp.	-5.0	18	11	2								3	19	53	
		-4.9 ~ 0.0	11	14	9								11	11	56	
		0.1 ~ 10.0	2	3	20	20	2				1	22	16	1	87	
		10.1 ~ 20.0				10	29	27	11	21	29	9				136
		20.1						3	20	10						33
	Daily Min. Temp.	-15.0	8	2										6	16	
		-14.9 ~ -5.0	17	23	12								15	23	90	
		-4.9 ~ 0.0	6	3	17	4						4	9	2	45	
		0.1 ~ 10.0			2	26	22	12		2	14	23	6		107	
		10.1					9	18	31	29	16	4			107	
	Daily Precip.	0.1mm	7	2	7	10	5	11	17	20	8	10	5	3	105	
		10.0mm				1	1	1	9	12	3	1	1		29	
		30.0mm							3	3	1				7	
		80.0mm							1						1	
		100.0mm							1						1	
	Hourly Max. Precip.	1.0mm	5	1	4	10	3	9	16	16	6	7	4	1	82	
6.0mm						1	1	8	8	1	1	1		21		
10.0mm							1	6	4	1	1			13		
20.0mm								2	1	1				4		
30.0mm																
Daily Max. Wind Speed	0.5 ~ 3.3%										1			1		
	3.4 ~ 7.9%	7	5	9	2	6	14	10	18	17	20	1	2	111		
	8.0 ~ 13.8%	10	12	19	13	17	14	19	12	11	8	12	13	160		
	13.9%	14	11	3	15	8	2	2	1	2	2	17	16	93		
10 - Day Summary	Mean Temp. (0.1 )	1st	-16	-59	-18	75	135	131	206	212	153	121	66	-53		
		2nd	-82	-34	23	96	137	162	220	177	140	83	-13	-97		
		3rd	-83	-25	15	107	149	182	205	179	138	68	-19	-49		
	Mean Max. Temp. (0.1 )	1st	31	4	49	154	217	191	245	260	215	163	136	3		
		2nd	-18	37	103	185	213	239	270	196	185	130	56	-37		
		3rd	-21	42	81	196	225	240	236	222	198	139	34	-4		
	Mean Min. Temp. (0.1 )	1st	-50	-106	-66	19	79	84	180	179	105	94	13	-105		
		2nd	-130	-98	-36	41	81	98	191	162	103	44	-66	-153		
		3rd	-140	-79	-27	34	94	142	185	146	90	16	-70	-92		
	Mean Wind Speed (0.1%)	1st	42	39	45	33	40	27	25	17	14	16	45	49		
		2nd	45	48	24	51	37	21	29	22	26	18	49	51		
		3rd	40	31	24	43	26	17	21	26	22	26	45	49		
Total Precip. (0.1mm)	1st	30		50	160	40	385	2600	565	20	190	70	10			
	2nd	80	10	10	250	95	5	480	1430	500	220					
	3rd	70	45	90	45	115	245	555	865	110	85	135	70			

Element		1	2	3	4	5	6	7	8	9	10	11	12					
(0.1 )	Air Temp.	Mean	37	38	68	132	173	203	262	257	211	165	98	40	140			
		Mean Max.	72	78	109	177	221	244	294	296	254	206	140	71	180			
		Mean Min.	5	-1	29	85	125	163	238	224	172	132	58	10	103			
		Highest	144	140	175	247	277	277	338	335	278	267	211	137	338			
		Date	29	22	29	29	29	18	20	2	6	10	7	24	07/20			
		Lowest	-32	-43	-27	25	90	123	221	161	127	69	13	-20	-43			
		Date	28	10	7	3	8	14	19	27	30	31	30	20	02/10			
(0.1mm)	Precip.	00~24h Total	235	225	460	1670	460	1030	255	2640	735	2450	170	335	10665			
		Highest. 1	Daily	80	125	195	885	250	400	145	645	305	1150	65	120	1150		
		Date	7	4	20	6	12	29	11	20	11	1	29	24	10/01			
		Hourly	30	35	70	135	125	70	70	290	125	335	35	60	335			
	Date	20	4	20	17	12	29	11	14	11	2	28	10	10/02				
(0.1%)	Wind	Mean Speed	34	39	29	25	25	21	20	23	25	30	30	33	28			
		Highest Gust Speed	168	169	158	172	174	137	129	135	207	158	167	170	207			
		* Dir.	NW	N	NE	NNE	E	ESE	SE	S	ENE	NE	N	NW	ENE			
		Date	20	20	6	12	9	6	2	20	16	21	18	24	09/16			
(0.1%)	Wind Directions Only	Hourly Occurrence Maximum Speed	NNE	66	80	72	78	57	47	26	58	61	66	73	61	80		
			NE	64	66	52	69	62	61	15	65	88	85	78	56	88		
			ENE	54	57	60	63	48	56		46	91	80	54	51	91		
			E	24	25	24	31	42	42	24	47	62	43	34	22	62		
			ESE	34	65	29	40	82	68	41	58	49	49	40	33	82		
			SE	36	60	41	48	57	63	39	46	45	61	33	25	63		
			SSE	31	57	33	48	39	32	46	42	29	39	34	35	57		
			S	23	52	34	49	31	27	44	42	34	36	23	35	52		
			SSW		39	23	36	33	22	46	29	44	54	22	23	54		
			SW	27	58	42	48	32	36	47	46	58	47	38	31	58		
			WSW	25	42	41	48	34	28	37	36	41	37	33	42	48		
			W	33	47	51	44	34	34	30	36	38	31	36	47	51		
			WNW	62	38	64	42	44	39	33	28	37	32	40	50	64		
			NW	84	70	71	42	39	37	29	33	28	32	50	71	84		
			NNW	67	63	60	50	46	35	25	30	35	60	57	61	67		
			N	66	84	72	64	53	40	28	39	41	66	75	56	84		
			(0.1%)	Hourly Occurrence Percentage	CALM	31	21	32	68	40	86	102	82	96	52	39	27	57
					NNE	173	188	180	132	128	96	9	109	175	201	196	144	144
NE	109	86			96	65	82	85	3	97	126	187	140	87	97			
ENE	24	19			43	22	16	21		16	76	139	29	46	38			
E	16	7			15	15	23	28	8	31	54	27	26	7	21			
ESE	24	24			77	50	142	114	44	93	107	65	74	43	72			
SE	54	67			77	139	177	128	126	163	94	92	99	51	106			
SSE	35	42			42	120	95	99	175	103	49	39	40	11	71			
S	17	30			24	45	39	49	173	47	24	17	18	9	41			
SSW		10			8	38	13	14	122	28	15	11	10	1	23			
SW	13	7			17	38	30	15	106	47	32	13	22	8	29			
WSW	7	7			7	26	27	29	31	47	21	16	10	4	19			
W	5	7			7	13	20	38	30	42	25	23	14	7	19			
WNW	34	16			32	29	38	47	34	28	24	13	10	31	28			
NW	73	110			137	46	47	43	16	27	17	5	36	126	57			
NNW	173	156			81	61	19	42	5	20	17	28	92	258	79			
N	211	201			125	93	63	68	15	20	49	71	146	140	99			

Element		1	2	3	4	5	6	7	8	9	10	11	12		
Number of Days With Classified	Daily Max. Temp.	0.0		1											1
		0.1 ~ 10.0	21	16	11								4	24	76
		10.1 ~ 20.0	10	11	20	26	5	1				13	24	7	117
		20.1 ~ 30.0				4	26	29	17	19	30	18	2		145
		30.1							14	12					26
	Daily Mean Temp.	- 5.0												2	11
		- 4.9 ~ 0.0	6	3											11
		0.1 ~ 10.0	24	24	27	4						1	17	29	126
		10.1 ~ 20.0	1	1	4	26	29	11			7	26	13		118
		20.1					2	19	31	31	23	4			110
	Daily Min. Temp.	- 15.0													
		- 14.9 ~ - 5.0													
		- 4.9 ~ 0.0	16	18	2									10	46
		0.1 ~ 10.0	15	10	29	20	3					9	29	21	136
		10.1				10	28	30	31	31	30	22	1		183
	Daily Precip.	0.1mm	7	9	12	6	6	7	6	14	9	9	7	10	102
		10.0mm		1	1	5	2	3	1	7	2	4		1	27
		30.0mm				2		2		5	1	2			12
		80.0mm				1						2			3
		100.0mm										1			1
Hourly Max. Precip.	1.0mm	4	4	9	5	5	5	3	12	7	7	4	7	72	
	6.0mm			1	2	1	2	2	7	2	3		1	21	
	10.0mm				2	1			6	2	2			13	
	20.0mm								4		2			6	
	30.0mm										1			1	
Daily Max. Wind Speed	0.5 ~ 3.3%														
	3.4 ~ 7.9%	3	3	7	9	14	18	16	13	11	7	8	5	114	
	8.0 ~ 13.8%	22	16	21	17	15	12	15	18	15	16	17	21	205	
	13.9%	6	9	3	4	2				4	8	5	5	46	
10 - Day Summary	Mean Temp. (0.1 )	1st	72	25	48	122	163	192	250	272	220	196	129	48	
		2nd	18	42	75	132	172	201	263	251	213	164	82	21	
		3rd	22	47	80	140	185	215	273	250	200	138	83	49	
	Mean Max. Temp. (0.1 )	1st	111	57	91	164	209	236	267	317	264	235	177	83	
		2nd	46	89	121	178	219	248	295	288	253	200	124	46	
		3rd	60	88	115	189	233	247	317	286	245	184	120	82	
	Mean Min. Temp. (0.1 )	1st	35	- 2	11	80	119	149	239	236	180	166	79	16	
		2nd	- 6	- 6	26	87	122	152	236	220	176	135	51	- 6	
		3rd	- 13	5	47	89	134	189	240	217	158	99	46	19	
	Mean Wind Speed (0.1%)	1st	25	41	34	23	28	27	26	19	22	23	27	29	
		2nd	40	39	26	30	23	20	18	20	29	35	33	36	
		3rd	36	35	28	24	24	15	16	28	22	32	29	33	
Total Precip. (0.1mm)	1st	140	185	20	1085	195	420	40	860	360	2225	20	115		
	2nd	30	40	220	470	250	175	145	1370	315	225	30	35		
	3rd	65		220	115	15	435	70	410	60		120	185		

Element		1	2	3	4	5	6	7	8	9	10	11	12				
(0.1 )	Air Temp.	Mean	20	27	64	126	178	213	265	262	216	163	89	25	137		
		Mean Max.	53	60	101	163	220	252	292	293	253	197	123	58	172		
		Mean Min.	- 14	- 9	32	96	144	184	244	236	182	130	47	- 12	105		
		Highest	107	131	143	204	266	286	313	341	304	253	197	120	341		
		Date	8	16	18	30	30	20	26	5	26	9	7	3	08/05		
		Lowest	- 63	- 39	1	44	120	150	212	177	130	37	- 16	- 64	- 64		
		Date	15	2	11	3	17	2	15	31	30	31	19	14	12/14		
(0.1mm)	Precip.	00~24h Total	150	280	180	520	405	370	3925	1550	1105	315	60	395	9255		
		Highest. 1	40	100	50	160	205	285	1895	495	510	195	20	270	1895		
		Daily	29	22	28	17	9	26	15	14	11	1	23	24	07/15		
		Date	29	20	2	17	31	26	15	14	27	1	22	24	07/15		
(0.1%)	Wind	Mean Speed	31	29	24	36	28	24	38	32	31	33	37	36	32		
		Highest Gust Speed	182	173	140	182	155	166	183	168	136	153	181	149	183		
		* Dir.	NNE	WSW	NE	WSW	WSW	SW	NNW	WSW	E	SE	ENE	NW	NNW		
(0.1%)	Wind Directions Only	Date	20	19	1	14	13	6	17	21	27	1	18	10	07/17		
		Hourly Occurrence Maximum Speed	77	70	77	63	39	36	35	79	67	77	97	75	97		
		NNE	108	90	76	71	64	53	35	98	82	88	117	91	117		
		NE	84	71	65	85	46	45	25	102	97	102	79	89	102		
		ENE	64	60	43	71	54	49	6	86	99	85	61	73	99		
		E	58	68	66	56	65	51	49	76	83	108	69	75	108		
		ESE	62	71	52	41	74	74	68	82	55	62	58	57	82		
		SE	44	31	38	23	48	35	53	50	50	26	41	39	53		
		SSE	30	21	27	37	24	35	27	32	20	21	28	24	37		
		S	28	26	23	57	17	34	33	54	21	21	27	27	57		
		SSW	22	29	21	77	21	93	42	77	49	20	52	41	93		
		SW	43	86	40	109	26	72	81	73	29	16	82	65	109		
		WSW	107	109	92	118	110	92	97	103	88	64	89	79	118		
		W	105	122	81	94	94	78	105	101	62	64	68	75	122		
		WNW	90	58	51	61	57	49	84	45	42	23	76	54	90		
		NW	59	27	50	30	35	58	23	27	22	13	75	48	75		
		NNW	72	56	46	44	41	37	37	36	41	56	57	60	72		
		N	15	24	38	29	28	50	42	40	19	27	11	16	28		
		(0.1%)	Hourly Occurrence Percentage	CALM	138	121	97	57	28	50	11	54	103	118	133	87	83
				NNE	63	60	40	31	12	36	3	44	75	109	89	81	53
				NE	58	57	26	28	12	15	7	42	63	105	47	85	45
				ENE	65	57	19	38	26	21	1	46	118	102	33	59	49
				E	126	40	32	36	27	36	16	60	133	163	75	95	70
				ESE	120	34	27	33	40	28	22	60	63	98	74	112	59
				SE	69	45	50	21	42	44	28	47	56	52	72	66	49
				SSE	22	28	30	13	36	19	17	28	25	28	29	35	26
				S	7	25	11	13	15	11	31	22	15	27	26	31	19
				SSW	9	21	22	8	8	14	26	58	14	13	32	19	20
SW	23			39	26	22	22	19	94	44	22	5	31	35	32		
WSW	42			68	70	249	179	125	333	132	72	11	85	106	123		
W	27			46	66	146	187	107	195	82	46	12	38	34	82		
WNW	13			21	95	110	195	175	109	108	38	20	33	24	79		
NW	22			12	74	42	54	107	31	30	18	1	26	12	36		
NNW	183	304	280	126	90	142	35	103	121	108	165	103	145				



Element		1	2	3	4	5	6	7	8	9	10	11	12			
Number of Days With Classified	Daily Max. Temp.	0.0	2	1										2	5	
		0.1 ~ 10.0	28	25	14								9	25	101	
		10.1 ~ 20.0	1	2	17	28	8					16	21	4	97	
		20.1 ~ 30.0				2	23	30	21	19	29	15				139
		30.1							10	12	1				23	
	Daily Mean Temp.	- 5.0														
		- 4.9 ~ 0.0	9	3										6	18	
		0.1 ~ 10.0	22	25	31	3							21	25	127	
		10.1 ~ 20.0				27	26	8		1	3	28	9		102	
	Daily Min. Temp.	20.1					5	22	31	30	27	3			118	
		- 15.0														
		- 14.9 ~ - 5.0	3											2	5	
		- 4.9 ~ 0.0	17	19									1	17	54	
	Daily Precip.	0.1 ~ 10.0	11	9	31	18						6	25	12	112	
		10.1				12	31	30	31	31	30	25	4		194	
		0.1mm	8	9	8	6	5	4	16	10	4	7	5	10	92	
		10.0mm		1		3	1	1	7	6	2	1		1	23	
	Hourly Max. Precip.	30.0mm							4	1	2				7	
		80.0mm							1						1	
		100.0mm							1						1	
		1.0mm	3	4	6	5	4	4	14	9	4	4	3	6	66	
Daily Max. Wind Speed	6.0mm							1	6	6	2		1	16		
	10.0mm							1	4	3	2			10		
	20.0mm							4	1					5		
	30.0mm							3						3		
Daily Max. Wind Speed	0.5 ~ 3.3%															
	3.4 ~ 7.9%	15	8	14	11	16	20	11	16	15	16	7	8	157		
	8.0 ~ 13.8%	9	18	16	14	13	8	12	11	15	11	15	19	161		
10 - Day Summary	Mean Temp.	13.9%	7	2	1	5	2	2	8	4		4	8	4	47	
		1st	53	16	45	107	164	194	260	281	223	190	124	44		
		2nd	6	30	66	129	173	215	260	256	216	158	75	- 2		
	Mean Max. Temp.	3rd	3	35	78	143	195	230	274	251	208	142	67	31		
		1st	83	41	81	144	207	231	284	312	259	221	162	75		
		2nd	41	71	110	166	214	257	291	286	251	194	108	34		
	Mean Min. Temp.	3rd	37	70	111	177	238	267	301	281	250	178	99	64		
		1st	22	- 10	16	75	133	163	241	254	191	164	80	3		
		2nd	- 28	- 15	27	105	136	182	236	232	184	129	35	- 41		
Mean Wind Speed	3rd	- 34	0	52	109	160	208	255	224	169	100	27	- 1			
	1st	24	28	27	26	30	31	48	21	25	29	30	39			
	2nd	35	32	23	42	29	23	34	30	40	39	39	42			
Total Precip.	3rd	35	27	22	40	26	18	32	44	27	32	42	27			
	1st		40	75	220	300	65	695	315	130	235	15	75			
	2nd	40	140	20	290			2410	940	510	75		35			
(0.1mm)		3rd	110	100	85	10	105	305	820	295	465	5	45	285		

Element		1	2	3	4	5	6	7	8	9	10	11	12					
(0.1 )	Air Temp.	Mean	6	14	54	126	175	211	262	255	204	152	69	3	128			
	Mean Max.	53	66	121	202	253	278	307	303	260	204	132	51	186				
	Mean Min.	-33	-32	0	66	111	160	232	220	159	110	17	-36	81				
	Highest	125	130	190	303	321	346	344	353	292	277	202	134	353				
	Date	6	16	19	16	30	23	21	5	26	9	7	3	08/05				
	Lowest	-84	-70	-48	-2	61	102	204	167	83	15	-29	-92	-92				
	Date	26	21	7	2	7	4	27	30	30	31	25	14	12/14				
(0.1mm)	Precip.	00~24h Total	190	455	270	635	240	310	2990	2495	1335	700	75	425	10120			
		Highest. 1 Daily	45	195	80	375	100	110	975	515	795	385	40	230	975			
	Date	23	22	25	5	9	26	15	21	11	1	3	24	07/15				
	Hourly	20	45	30	75	25	65	485	265	220	65	40	80	485				
Date	29	22	25	5	9	26	15	21	11	1	3	24	07/15					
(0.1%)	Wind	Mean Speed	18	22	19	17	15	16	13	15	14	17	17	15	17			
		Highest Gust Speed	152	166	138	116	117	81	94	89	104	166	137	134	166			
		Dir.	NE	NE	NNE	WNW	NW	WNW	WNW	NNE	NNE	NNE	NW	ENE	NNE			
Date	20	20	6	8	26	7	8	30	28	29	18	26	10/29					
(0.1%)	Wind Directions Only	Hourly Occurrence Maximum Speed	NNE	43	54	48	36	39	42	23	37	36	54	54	47	54		
			NE	40	35	28	31	20	31	32	27	27	38	42	40	42		
			ENE	35	34	22	23	20	15	31	25	35	30	38	38	38		
			E	33	30	29	21	48	28	41	34	40	35	27	28	48		
			ESE	27	30	26	30	53	43	25	29	36	34	29	22	53		
			SE	31	39	21	34	27	35	22	44	36	22	22	29	44		
			SSE	36	41	28	46	30	37	50	37	36	32	36	27	50		
			S	29	62	25	35	33	37	50	36	37	18	38	32	62		
			SSW	42	26	29	42	35	31	36	33	20	18	31	29	42		
			SW	50	35	36	47	45	31	41	35	23	16	41	53	53		
			WSW	46	58	57	43	49	38	37	39	29	13	55	68	68		
			W	59	44	46	50	46	39	35	32	30	23	55	44	59		
			WNW	27	32	33	35	39	41	32	24	26	13	44	23	44		
			NW	37	49	50	37	39	47	29	36	40	31	44	44	50		
			NNW	58	67	68	80	55	58	67	58	65	72	60	59	80		
			N	58	63	60	52	44	44	32	39	44	54	60	55	63		
			(0.1%)	Hourly Occurrence Percentage	CALM	210	153	239	214	267	213	218	219	288	316	274	287	242
					NNE	59	64	35	58	40	38	13	27	39	69	50	62	46
					NE	27	13	9	22	13	18	9	13	21	36	25	38	21
					ENE	16	16	7	8	15	7	15	19	8	13	21	34	15
E	24	21			26	10	19	31	28	50	44	27	17	20	26			
ESE	27	33			28	25	38	58	71	67	50	26	24	22	39			
SE	11	18			16	19	26	35	55	67	29	8	13	20	27			
SSE	28	24			20	38	60	53	109	55	32	24	26	27	42			
S	47	46			50	54	58	58	112	54	49	31	43	51	54			
SSW	44	31			23	44	31	35	46	27	26	24	29	39	33			
SW	38	24			34	39	26	21	46	40	15	12	28	27	29			
WSW	32	33			50	61	44	35	70	31	32	11	39	43	40			
W	36	28			56	69	91	72	75	28	38	22	31	24	48			
WNW	19	30	43	43	62	50	44	38	22	9	26	20	34					
NW	46	64	91	61	69	76	30	58	64	42	49	38	57					
NNW	195	222	192	138	86	131	32	142	165	232	175	116	152					
N	141	180	81	96	55	70	27	65	78	97	132	132	95					

Element		1	2	3	4	5	6	7	8	9	10	11	12		
Number of Days With Classified	Daily Max. Temp.	0.0	3	1										1	5
		0.1 ~ 10.0	24	19	7								6	27	83
		10.1 ~ 20.0	4	8	24	16	2	1				14	23	3	95
		20.1 ~ 30.0				13	27	20	13	13	30	17	1		134
		30.1				1	2	9	18	18					48
	Daily Mean Temp.	- 5.0												16	39
		- 4.9 ~ 0.0	15	7	1									16	39
		0.1 ~ 10.0	16	21	30	3						2	25	15	112
		10.1 ~ 20.0				27	27	11		1	12	27	5		110
	Daily Min. Temp.	20.1					4	19	31	30	18	2			104
		- 15.0												11	30
		- 14.9 ~ - 5.0	11	8										11	30
		- 4.9 ~ 0.0	14	17	16	1							10	17	75
	Daily Precip.	0.1 ~ 10.0	6	3	15	25	10				1	13	20	3	96
		10.1				4	21	30	31	31	29	18			164
		0.1mm	12	8	11	6	5	5	17	12	5	6	5	12	104
		10.0mm		2		3	1	1	8	7	4	1		1	28
	Hourly Max. Precip.	30.0mm				1			3	2	1	1			8
		80.0mm							1						1
		100.0mm													
		1.0mm	7	6	6	5	3	4	13	10	5	6	3	7	75
6.0mm					1		1	8	8	2	1		1	22	
Daily Max. Wind Speed	10.0mm							7	7	1				15	
	20.0mm							3	3	1				7	
	30.0mm							3						3	
	0.5 ~ 3.3%	2									1	1	1	3	
Daily Max. Wind Speed	3.4 ~ 7.9%	13	11	13	18	23	26	26	30	25	21	12	15	233	
	8.0 ~ 13.8%	14	13	18	12	8	4	5	1	4	8	17	13	117	
	13.9%	2	4								1			7	
	10 - Day Summary														
Mean Temp.	1st	45	4	33	114	162	191	257	276	212	182	104	9		
	2nd	- 12	16	60	126	172	211	258	245	206	148	56	- 17		
	3rd	- 12	23	67	138	190	230	271	244	194	129	48	16		
Mean Max. Temp.	1st	96	41	95	191	235	252	294	331	262	228	170	60		
	2nd	35	80	141	197	250	290	310	286	259	193	115	28		
	3rd	31	82	127	218	271	293	318	293	259	192	111	63		
Mean Min. Temp.	1st	5	- 25	- 20	56	105	139	233	238	172	149	48	- 35		
	2nd	- 49	- 42	- 3	74	106	149	225	215	161	114	7	- 57		
	3rd	- 52	- 28	21	68	123	191	238	209	145	72	- 3	- 19		
Mean Wind Speed	1st	14	25	21	16	15	20	18	14	11	13	14	12		
	2nd	21	23	18	17	15	16	11	13	17	18	18	16		
	3rd	18	19	17	17	15	13	11	19	14	19	19	15		
Total Precip.	1st	20	90	70	385	235	180	940	40	415	625	60	125		
	2nd	30	170	70	250			1320	1385	795	75	10	65		
	3rd	140	195	130		5	130	730	1070	125		5	235		

Element		1	2	3	4	5	6	7	8	9	10	11	12				
(0.1 )	Air Temp.	Mean	37	37	69	134	175	203	261	256	211	165	89	29	139		
		Mean Max.	75	80	117	184	226	251	300	302	259	215	131	58	183		
		Mean Min.	8	0	31	90	130	164	235	222	170	132	50	1	103		
		Highest	147	138	190	252	288	297	349	336	293	288	207	131	349		
		Date	6	28	29	29	29	18	20	2	6	9	7	23	07/20		
		Lowest	-30	-40	-13	41	108	119	217	159	125	58	2	-30	-40		
		Date	23	10	7	2	27	14	12	27	30	31	30	14	02/10		
(0.1mm)	Precip.	00~24h Total	285	865	400	1775	575	1100	80	1980	760	2665	165	400	11050		
	Highest. 1	Daily	85	520	165	1000	305	440	40	545	310	1285	55	160	1285		
		Date	7	22	20	6	12	6	29	14	11	1	28	24	10/01		
		Hourly	35	100	60	150	90	80	40	290	150	330	45	75	330		
	Date	20	22	20	6	12	29	29	14	11	1	28	24	10/01			
(0.1%)	Wind	Mean Speed	48	53	40	36	35	30	28	33	33	37	50	53	40		
		Highest Gust Speed	211	214	202	168	209	189	143	164	200	189	247	211	247		
		Dir.	NW	WNW	NNW	NNE	ESE	SE	SW	E	NNE	NNW	ENE	NE	ENE		
		Date	20	9	6	12	9	6	10	13	16	29	18	24	11/18		
Wind Directions Only	Hourly Occurrence Maximum Speed	NNE	57	41	62	79	65	50	29	58	97	96	136	55	136		
		NE	46	45	42	40	43	39	28	48	115	65	73	78	115		
		ENE	29	35	36	30	55	40	18	42	35	54	171	121	171		
		E	47	43	42	50	126	94	59	91	78	79	126	93	126		
		ESE	56	92	64	73	120	118	64	75	73	78	76	77	120		
		SE	37	78	51	75	76	87	57	73	57	95	49	63	95		
		SSE	28	55	38	65	34	35	63	52	57	44	55	45	65		
		S	26	37	34	42	25	28	65	46	69	66	54	24	69		
		SSW	29	49	39	37	31	32	73	61	74	75	73	55	75		
		SW	37	74	60	54	45	36	64	77	77	74	74	47	77		
		WSW	37	65	67	49	40	43	49	48	49	30	58	61	67		
		W	51	63	85	63	63	46	48	54	60	55	47	88	88		
		WNW	92	68	104	61	73	61	48	54	43	41	48	68	104		
		NW	99	97	87	74	74	60	34	51	45	78	52	68	99		
		NNW	111	133	112	81	84	59	41	63	73	97	32	55	133		
		N	102	134	101	89	73	62	40	63	77	89	63	103	134		
		(0.1%)	Hourly Occurrence Percentage	CALM	1		8	13	7	31	60	20	32	11	4	3	16
				NNE	69	48	121	50	74	88	44	79	192	214	91	11	90
				NE	24	21	75	33	69	65	43	56	92	118	52	51	58
				ENE	12	15	32	25	28	28	13	24	26	45	233	413	75
E	32			22	15	42	78	44	48	54	39	30	205	169	65		
ESE	24			43	23	58	118	99	66	106	68	37	60	85	66		
SE	16			34	46	115	103	111	82	94	46	24	40	54	64		
SSE	11			31	31	64	35	68	224	75	28	31	89	35	60		
S	11			12	23	31	27	31	165	54	22	28	26	12	37		
SSW	9			16	17	38	38	24	99	46	42	28	39	34	36		
SW	8			6	22	47	34	35	43	44	22	19	33	11	27		
WSW	7			4	9	28	16	35	23	24	22	24	40	15	21		
W	5			3	13	18	17	13	28	15	28	16	25	17	17		
WNW	44			21	43	40	28	29	15	34	24	18	17	9	27		
NW	114			183	126	42	42	51	17	40	22	9	15	15	56		
NNW	328			268	155	139	95	122	11	65	65	96	10	9	113		
N	284			272	241	218	191	128	16	169	231	252	21	58	173		

Element		1	2	3	4	5	6	7	8	9	10	11	12			
Number of Days With Classified	Daily Max. Temp.	0.0		1										1	2	
		0.1 ~ 10.0	20	16	10								6	27	79	
		10.1 ~ 20.0	11	11	21	19	3	1				10	23	3	102	
		20.1 ~ 30.0				11	28	29	14	15	30	20	1		148	
		30.1							17	16					33	
	Daily Mean Temp.	- 5.0													4	15
		- 4.9 ~ 0.0	8	3											4	15
		0.1 ~ 10.0	22	24	27	3						2	19	27	124	
		10.1 ~ 20.0	1	1	4	27	29	12			5	26	11		116	
		20.1					2	18	31	31	25	3			110	
	Daily Min. Temp.	- 15.0													15	50
		- 14.9 ~ - 5.0													15	50
		- 4.9 ~ 0.0	17	16	2										15	50
		0.1 ~ 10.0	14	12	29	17						7	28	16	123	
		10.1				13	31	30	31	31	30	23	2		191	
	Daily Precip.	0.1mm	11	10	12	7	6	5	3	15	8	9	9	9	104	
		10.0mm		2	1	4	1	3		5	2	5		1	24	
		30.0mm		1		2	1	2		3	1	2			12	
		80.0mm				1						1			2	
		100.0mm				1						1			2	
Hourly Max. Precip.	1.0mm	6	8	8	5	6	5	3	13	6	7	3	7	77		
	6.0mm		1	1	2	1	2		6	2	4		1	20		
	10.0mm		1		2				5	1	3			12		
	20.0mm								2		2			4		
	30.0mm										1			1		
Daily Max. Wind Speed	0.5 ~ 3.3%															
	3.4 ~ 7.9%	2	3	5	4	7	13	13	7	9	8	6	2	79		
	8.0 ~ 13.8%	18	13	17	19	22	14	17	21	19	17	13	12	202		
	13.9%	11	12	9	7	2	3	1	3	2	5	11	17	83		
10 - Day Summary	Mean Temp.	1st	76	26	50	125	165	194	247	271	220	198	121	38		
		2nd	17	42	77	133	173	202	262	250	212	164	71	9		
		3rd	21	46	80	142	186	215	273	248	200	135	75	39		
	Mean Max. Temp.	1st	115	59	98	170	215	240	270	319	272	248	167	69		
		2nd	52	89	130	186	226	258	303	290	256	205	115	33		
		3rd	61	93	123	197	237	255	324	297	251	193	111	72		
	Mean Min. Temp.	1st	44	0	13	88	126	153	234	237	179	164	72	8		
		2nd	- 6	- 4	30	91	129	153	234	219	174	136	40	- 16		
		3rd	- 12	6	46	93	136	186	236	211	159	97	39	9		
	Mean Wind Speed	1st	36	56	49	34	42	39	34	28	29	35	48	47		
		2nd	56	54	35	42	31	29	27	33	36	33	56	57		
		3rd	51	50	37	33	33	22	23	38	34	41	46	54		
Total Precip.	1st	145	260	15	1220	235	505		605	365	2385	15	105			
	2nd	50	85	195	445	305	160	20	1235	320	280	40	65			
	3rd	90	520	190	110	35	435	60	140	75		110	230			

		Element	1	2	3	4	5	6	7	8	9	10	11	12			
(0.1 )	Air Temp.	Mean	66	69	91	145	184	210	265	267	225	184	125	66	158		
		Mean Max.	104	111	131	183	226	246	292	301	262	220	163	101	195		
		Mean Min.	26	19	46	101	139	172	243	235	190	148	81	28	119		
		Highest	173	192	173	235	282	286	352	341	289	259	220	154	352		
		Date	29	17	19	30	30	1	25	7	6	2	7	24	07/25		
		Lowest	-25	-15	6	37	93	134	215	179	139	77	29	-8	-25		
		Date	24	10	3	2	27	8	12	27	29	30	19	13	01/24		
(0.1mm)	Precip.	00~24h Total	420	1015	345	1985	675	1920	665	2260	1555	3070	150	215	14275		
		Highest. 1	140	635	90	1465	260	1000	335	780	650	1600	80	145	1600		
		Daily	29	22	20	6	12	6	31	14	26	1	7	24	10/01		
		Date	29	22	29	6	12	29	31	19	26	1	29	24	08/19		
(0.1%)	Wind	Mean Speed	23	23	22		20	19	20	20	28	28	18	22			
		Highest Gust Speed	183	148	176	189	125	131	102	106	186	184	179	148	189		
		* Dir.	N	NNW	WNW	ENE	N	WSW	WSW	S	N	SSE	SE	SE	ENE		
(0.1%)	Wind Directions Only	Date	20	9	2	10	9	7	25	9	17	29	18	24	04/10		
		Hourly Occurrence Maximum Speed	42	37	37	25	67	64	55	55	99	63	31	26	99		
		NNE	42	38	44	95	62	57	54	56	93	57	37	45	95		
		NE	67	66	78	98	54	51	39	51	53	30	30	37	98		
		ENE	70	61	68	91	27	21	14	23	25	23	52	34	91		
		E	30	30	51	35	20	18	14	22	21	44	48	56	56		
		ESE	20	28	19	22	20	20	23	19	21	32	48	51	51		
		SE	22	29	25	19	36	27	29	30	34	48	51	50	51		
		SSE	29	22	26	35	31	26	33	38	40	56	39	43	56		
		S	32	45	33	49	47	37	37	42	39	50	48	56	56		
		SSW	28	36	32	51	49	50	38	41	42	60	40	26	60		
		SW	36	54	37	51	60	54	30	35	35	74	51	32	74		
		WSW	56	59	66	34	32	32	37	25	26	83	37	44	83		
		W	75	53	64	50	27	32	12	31	33	66	37	41	75		
		WNW	56	60	71	57	31	21	26	32	26	41	26	27	71		
		NW	62	56	52	37	40	23	31	40	36	27	24	20	62		
		NNW	56	58	41	48	58	40	25	40	79	56	19	17	79		
		(0.1%)	Hourly Occurrence Percentage	CALM	15	6	16	44	35	47	13	30	13	30	19	19	23
				NNE	115	112	106	70	110	114	62	114	236	87	58	17	101
				NE	32	42	74	54	102	89	46	77	133	55	39	19	64
				ENE	102	45	67	77	56	89	34	83	43	30	46	28	58
				E	77	58	39	73	26	18	7	19	10	17	32	22	31
				ESE	26	24	47	23	17	19	8	16	15	17	57	124	33
				SE	8	12	8	14	23	38	11	30	24	17	82	175	38
				SSE	20	10	11	14	77	82	31	82	33	42	118	176	60
				S	49	27	26	47	66	46	124	51	31	91	122	132	69
				SSW	26	46	78	87	82	58	296	101	46	98	121	94	95
SW	13			22	54	77	86	74	126	65	54	109	119	63	72		
WSW	24			51	42	201	60	67	126	56	32	122	61	19	67		
W	66			113	78	56	43	47	44	55	40	168	29	22	64		
WNW	124			135	120	63	35	49	11	44	39	55	25	30	60		
NW	75			98	51	26	50	40	12	56	64	30	32	30	47		
NNW	81	79	83	21	50	44	8	67	85	11	13	17	47				
N	147	121	101	52	82	79	42	54	103	20	26	15	70				

Element		1	2	3	4	5	6	7	8	9	10	11	12		
Number of Days With Classified	Daily Max. Temp.	0.0													
		0.1 ~ 10.0	14	7	3									18	42
		10.1 ~ 20.0	17	21	28	19	2					8	26	13	134
		20.1 ~ 30.0				6	29	30	22	16	30	23	4		160
	30.1							9	15					24	
	Daily Mean Temp.	- 5.0													
		- 4.9 ~ 0.0													
		0.1 ~ 10.0	25	23	23	2							7	28	108
	Daily Min. Temp.	10.1 ~ 20.0	6	5	8	23	26	8			2	21	23	3	125
		20.1					5	22	31	31	28	10			127
		- 15.0													
	Daily Min. Temp.	- 14.9 ~ - 5.0													
		- 4.9 ~ 0.0	8	9										3	20
		0.1 ~ 10.0	22	19	30	13	1					3	21	28	137
	Daily Precip.	10.1	1		1	12	30	30	31	31	30	28	9		203
0.1mm		8	9	9	5	6	8	7	11	10	8	5	9	95	
10.0mm		2	2		3	3	3	2	5	4	5		1	30	
30.0mm			1		1		3	1	3	2	3			14	
80.0mm					1		1				1			3	
100.0mm				1		1				1			3		
Hourly Max. Precip.	1.0mm	6	6	7	5	6	5	5	8	8	7	3	5	71	
	6.0mm		1		2	1	3	3	6	4	4		1	25	
	10.0mm		1		1		2	1	4	2	3			14	
	20.0mm				1			1	2	1	2			7	
	30.0mm								2		1			3	
Daily Max. Wind Speed	0.5 ~ 3.3%					1					1			2	
	3.4 ~ 7.9%	12	12	16	8	19	21	22	16	14	11	17	14	182	
	8.0 ~ 13.8%	13	11	10	9	11	9	9	15	12	13	9	13	134	
13.9%	6	5	5	4						4	6	4	4	38	
10 - Day Summary	Mean Temp.	1st	96	59	74	135	174	202	255	280	234	211	151	75	
		2nd	48	76	99		180	207	265	258	227	184	109	49	
		3rd	54	73	100	156	196	220	275	263	214	160	115	73	
	Mean Max. Temp.	1st	131	97	116	165	216	243	272	315	269	242	193	109	
		2nd	87	124	139		224	247	294	292	262	213	150	83	
		3rd	96	115	136	198	237	247	308	297	254	206	148	110	
	Mean Min. Temp.	1st	61	22	32	100	138	157	242	250	201	179	104	40	
		2nd	10	17	51		129	165	240	228	195	157	64	12	
		3rd	9	20	55	107	149	195	248	229	176	111	75	32	
	Mean Wind Speed	1st	25	23	25	24	29	21	20	23	25	24	19	21	
		2nd	22	24	22		16	24	17	20	36	35	19	21	
		3rd	23	24	19		16	13	23	17	22	25	18	23	
Total Precip.	1st	240	280	5	1730	370	1090	30	355	475	2800	85	20		
	2nd	35	100	125	65	260	315	205	1860	415	270	5	40		
	3rd	145	635	215	190	45	515	430	45	665		60	155		

		Element	1	2	3	4	5	6	7	8	9	10	11	12			
(0.1 )	Air Temp.	Mean	48	51	77	142	176	204	259	257	214	170	106	47	146		
		Mean Max.	88	96	123	187	225	245	291	297	254	205	152	85	187		
		Mean Min.	15	8	34	96	128	165	233	226	182	140	65	15	109		
		Highest	183	172	168	251	294	273	337	328	291	266	214	142	337		
		Date	29	17	29	30	30	16	25	7	6	10	8	24	07/25		
		Lowest	-26	-33	-18	37	80	134	202	168	133	76	11	-13	-33		
		Date	31	11	7	2	27	3	12	27	30	31	25	16	02/11		
(0.1mm)	Precip.	00~24h Total	805	1505	585	2445	1085	2345	1805	2455	2195	4555	170	400	20350		
		Highest. 1	Daily	220	825	285	1235	480	995	600	865	570	1790	70	180	1790	
			Date	29	22	20	6	5	6	18	14	26	2	29	24	10/02	
		Hourly	95	250	65	210	95	205	295	405	215	535	35	90	535		
(0.1%)	Wind	Date	29	22	20	17	5	29	18	9	11	2	29	24	10/02		
		Mean Speed	24	26	23	21	17	16	19	18	21	25	23	25	22		
(0.1%)	Wind	Highest Gust Speed	160	135	141	126	93	87	83	71	97	120	130	104	160		
		Dir.	NNW	NNW	NW	NNW	NNW	NW	SW	SSW	WSW	N	WSW	NNW	NNW		
(0.1%)	Wind	Date	30	23	2	12	26	7	18	22	11	30	18	13	01/30		
		Hourly Occurrence Maximum Speed	42	37	42	43	34	36	28	38	55	48	40	34	55		
(0.1%)	Wind Directions Only	NNE	34	24	28	37	23	30	29	30	47	46	27	25	47		
		NE	34	26	27	35	29	34	18	28	38	29	31	31	38		
		ENE	14	23	23	14	17	26	24	22	22	20	17	19	26		
		E	22	31	21	25	28	27	18	26	31	22	20	21	31		
		ESE	21	23	23	39	29	28	26	27	35	20	17	21	39		
		SE	21	18	20	24	26	24	17	27	20	18	25	22	27		
		SSE	25	25	31	35	27	33	25	33	29	40	29	47	47		
		S	25	31	34	48	31	43	40	43	43	36	28	34	48		
		SSW	25	55	36	47	43	39	47	38	53	43	28	26	55		
		SW	36	45	34	47	40	26	37	37	39	34	35	42	47		
		WSW	29	24	26	32	21	12	17	24	16	24	19	38	38		
		W	28	29	33	42	20	25	14	14	25	20	17	20	42		
		WNW	58	54	72	46	45	22	16	14	31	38	24	53	72		
		NW	87	76	80	68	56	44	21	41	50	76	63	61	87		
		NNW	58	66	72	59	47	37	20	37	48	63	75	51	75		
		N	7	15	8	49	46	42	50	29	22	5	29	7	26		
		(0.1%)	Hourly Occurrence Percentage	CALM	67	49	77	50	44	74	22	115	131	332	42	44	88
				NNE	53	7	32	45	36	51	34	50	112	62	14	26	44
NE	26			18	28	21	28	71	16	27	33	40	13	24	29		
ENE	10			15	19	7	23	49	23	28	32	12	8	16	20		
E	15			16	15	17	19	51	17	31	26	11	8	9	20		
ESE	22			13	23	38	39	31	32	31	31	9	7	11	24		
SE	20			16	16	24	40	39	23	24	11	13	22	7	21		
SSE	15			18	43	67	60	39	32	55	20	13	33	12	34		
S	22			21	34	79	95	107	97	83	29	11	25	15	52		
SSW	29			73	20	99	99	78	357	98	49	17	28	9	80		
SW	25			40	23	93	40	31	67	74	26	17	39	20	41		
WSW	33			42	12	29	34	15	48	27	15	11	28	26	27		
W	48			31	30	38	36	25	27	22	17	12	36	9	28		
WNW	57			92	75	71	56	24	19	22	26	17	39	87	49		
NW	351			342	317	228	241	193	109	162	251	202	400	410	267		
NNW	202			190	228	47	62	82	27	122	167	214	229	267	153		
N																	



Element		1	2	3	4	5	6	7	8	9	10	11	12		
Number of Days With Classified	Daily Max. Temp.	0.0													
		0.1 ~ 10.0	20	13	4								2	21	60
		10.1 ~ 20.0	11	15	27	19	3	1				18	24	10	128
		20.1 ~ 30.0				11	28	29	20	16	30	13	4		151
	Daily Mean Temp.	30.1							11	13					24
		- 5.0													
		- 4.9 ~ 0.0	1	3											4
		0.1 ~ 10.0	29	24	28	2							14	31	128
	Daily Min. Temp.	10.1 ~ 20.0	1	1	3	28	27	11			6	25	16		118
		20.1					4	19	31	29	24	6			113
		- 15.0													
		- 14.9 ~ - 5.0	13	8	1										28
	Daily Precip.	- 4.9 ~ 0.0	18	20	30	15	1					6	26	25	141
		0.1 ~ 10.0				15	30	30	31	29	30	25	4		194
		10.1													
		0.1mm	8	9	9	9	8	8	8	14	10	9	6	12	110
	Hourly Max. Precip.	10.0mm	4	4	1	4	4	4	5	5	5	6		1	43
		30.0mm		1		3	1	3	3	2	4	3			20
		80.0mm		1		1		1		1		2			6
		100.0mm				1						2			3
		1.0mm	5	7	6	6	6	5	6	14	8	9	4	11	87
	Daily Max. Wind Speed	6.0mm	1	2	1	3	1	4	5	6	6	4		1	34
		10.0mm		1		3		2	5	3	5	3			22
		20.0mm		1		1		1	2	2	3	2			12
30.0mm									2		1			3	
Daily Max. Wind Speed	0.5 ~ 3.3%		1	1	1	2	6	6	2	1	1	1		22	
	3.4 ~ 7.9%	20	11	20	21	26	23	22	27	22	24	20	18	254	
	8.0 ~ 13.8%	9	16	9	8	3	1	3		7	6	9	13	84	
	13.9%	1		1										2	
10 - Day Summary	Mean Temp.	1st	80	43	60	130	164	198	252	269	222	200	136	54	
		2nd	29	56	83	147	173	202	259	251	218	167	89	28	
		(0.1 ) 3rd	35	55	87	150	188	213	266	251	203	144	94	57	
	Mean Max. Temp.	1st	114	79	108	170	210	246	276	305	262	237	187	94	
		2nd	68	107	134	192	225	244	292	290	253	195	135	61	
		(0.1 ) 3rd	82	103	126	198	239	245	303	295	248	186	136	98	
	Mean Min. Temp.	1st	50	12	18	95	124	149	235	241	192	167	91	21	
		2nd	1	- 1	36	97	120	161	231	219	190	148	55	- 1	
		(0.1 ) 3rd	- 5	14	47	97	138	185	234	217	165	108	49	24	
	Mean Wind Speed	1st	24	24	27	21	16	18	26	17	18	18	22	24	
		2nd	25	25	23	24	17	17	18	14	27	29	27	26	
		(0.1%) 3rd	24	30	20	20	17	12	13	22	19	29	21	25	
Total Precip.	1st	560	325	10	1795	825	1155	25	935	1060	4050	45	90		
	2nd	15	355	320	530	180	380	855	1310	500	505	15	125		
	(0.1mm) 3rd	230	825	255	120	80	810	925	210	635		110	185		

Element		1	2	3	4	5	6	7	8	9	10	11	12						
(0.1 )	Air Temp.	Mean	13	20	61	127	179	214	265	260	213	161	77	14	134				
		Mean Max.	62	71	123	188	243	270	302	301	263	208	128	59	185				
		Mean Min.	-31	-27	7	75	118	165	239	225	167	113	28	-26	88				
		Highest	128	145	179	260	302	301	331	341	301	274	226	134	341				
		Date	6	16	18	16	30	20	21	6	26	10	7	3	08/06				
		Lowest	-91	-71	-27	8	81	102	209	154	107	16	-29	-100	-100				
		Date	15	21	7	2	6	4	13	31	30	31	19	14	12/14				
(0.1mm)	Precip.	00~24h Total	155	295	165	565	680	375	2285	1560	885	250	90	385	7690				
		Highest. 1 Daily	40	105	40	200	350	220	940	350	455	145	40	255	940				
		Date	29	22	28	17	31	26	15	14	11	1	23	24	07/15				
		Hourly	30	50	30	80	340	90	570	305	130	50	15	85	570				
(0.1%)	Wind	Date	20	20	2	17	31	26	15	28	11	1	23	24	07/15				
		Mean Speed	24	27	25	28	24	23	27	23	23	22	24	23	24				
		Highest Gust Speed	189	151	143	144	143	118	169	140	124	177	169	168	189				
(0.1%)	Wind Directions Only	Dir.	W	SW	WNW	SSW	SSW	W	ESE	SSW	N	NW	W	WNW	W				
		Date	20	20	14	14	13	2	15	24	27	29	10	11	01/20				
		(0.1%)	Hourly Occurrence Maximum Speed	NNE	38	22	41	53	35	28	14	45	60	56	38	46	60		
				NE	38	54	32	51	48	43	32	53	59	71	44	40	71		
				ENE	29	29	32	42	52	46	37	43	43	32	34	33	52		
				E	26	28	24	37	42	44	29	43	24	19	39	31	44		
				ESE	30	45	30	44	43	35	35	44	28	16	48	32	48		
				SE	26	41	20	46	30	58	46	58	22	27	35	31	58		
				SSE	34	55	21	27	41	42	49	48	8	6	52	37	55		
				S	68	53	45	79	73	66	73	71	59	32	66	52	79		
				SSW	61	76	82	83	80	62	70	76	57	33	52	47	83		
				SW	27	47	68	54	66	56	61	50	51	30	54	51	68		
				WSW	78	57	55	58	59	53	63	50	49	22	58	52	78		
				W	91	61	63	67	60	61	37	47	52	39	74	78	91		
				WNW	103	74	79	75	64	56	46	50	55	82	69	77	103		
				NW	54	48	44	32	36	35	29	50	36	50	50	50	54		
				NNW	46	38	32	37	29	22	17	43	36	35	47	45	47		
				N	37	27	31	28	16	21	11	38	36	50	44	44	50		
				(0.1%)	Hourly Occurrence Percentage	CALM	54	48	83	58	87	82	54	66	44	73	71	65	66
						NNE	89	52	27	44	24	21	12	66	113	175	63	70	63
NE	176					116	91	82	77	78	35	125	228	167	157	119	121		
ENE	58					27	39	39	50	56	67	98	75	46	63	98	60		
E	31	22	19			22	28	21	43	51	29	8	42	59	31				
ESE	20	22	17			17	28	17	39	46	18	5	24	50	25				
SE	22	13	9			28	17	18	44	32	17	12	25	32	23				
SSE	13	19	8			13	19	14	39	5	3	3	10	36	15				
S	23	33	22			68	60	38	169	56	31	7	40	33	49				
SSW	13	36	48			154	124	81	249	75	36	22	29	22	75				
SW	3	19	23			56	83	74	94	40	13	7	14	10	37				
WSW	22	18	73			71	126	65	51	35	19	4	29	22	45				
W	46	73	108			86	93	113	20	40	36	16	51	19	58				
WNW	177	262	281			175	114	211	50	101	132	156	178	112	162				
NW	117	119	101	53	43	67	20	95	119	128	93	92	87						
NNW	94	88	36	22	17	32	8	46	47	97	86	98	56						
N	43	33	15	13	8	15	5	22	40	77	25	65	30						

Element		1	2	3	4	5	6	7	8	9	10	11	12		
Number of Days With Classified	Daily Max. Temp.	0.0	1											1	2
		0.1 ~ 10.0	25	23	7								10	27	92
		10.1 ~ 20.0	5	5	24	19	2	1				12	19	3	90
		20.1 ~ 30.0				11	28	28	13	11	29	19	1		140
		30.1					1	1	18	20	1				41
	Daily Mean Temp.	- 5.0												10	28
		- 4.9 ~ 0.0	13	5											10
		0.1 ~ 10.0	18	23	31	4						2	23	21	122
		10.1 ~ 20.0				26	25	8		1	5	26	7		98
	Daily Min. Temp.	20.1					6	22	31	30	25	3			117
		- 15.0												9	20
		- 14.9 ~ - 5.0	10	1											9
		- 4.9 ~ 0.0	16	25	15								6	16	78
	Daily Precip.	0.1 ~ 10.0	5	2	16	25	8					11	24	6	97
		10.1				5	23	30	31	31	30	20			170
		0.1mm	7	8	7	6	5	4	13	11	4	6	5	13	89
		10.0mm		2		2	3	1	5	6	2	1		1	23
		30.0mm					1		3	3	2				9
	Hourly Max. Precip.	80.0mm							1						1
		100.0mm													
		1.0mm	6	5	5	5	3	5	9	10	3	4	3	8	66
		6.0mm				1	2	2	3	5	2			1	16
		10.0mm					1		3	4	2				10
Daily Max. Wind Speed	20.0mm					1		2	1					4	
	30.0mm					1		1	1					3	
	0.5 ~ 3.3%	14	11	13	8	14	17	18	16	18	16	13	10	168	
Daily Max. Wind Speed	3.4 ~ 7.9%	14	14	17	21	16	13	12	14	12	13	13	14	173	
	8.0 ~ 13.8%	3	3	1	1	1		1	1		2	4	4	21	
	13.9%														
10 - Day Summary	Mean Temp.	1st	51	11	41	109	168	193	261	281	222	189	114	32	
		2nd	- 5	24	66	129	172	215	260	252	215	159	65	- 12	
		3rd	- 4	28	76	142	194	234	275	247	202	138	53	21	
	Mean Max. Temp.	1st	102	51	98	171	235	243	297	322	269	231	174	78	
		2nd	43	82	135	188	236	278	299	292	262	203	107	33	
		3rd	43	82	133	205	258	289	310	290	259	191	102	64	
	Mean Min. Temp.	1st	5	- 22	- 9	59	111	144	238	246	181	153	57	- 9	
		2nd	- 50	- 32	1	85	110	155	229	223	171	112	22	- 57	
		3rd	- 48	- 25	26	82	132	197	249	207	151	79	4	- 14	
	Mean Wind Speed	1st	21	27	30	25	23	29	33	20	17	21	23	25	
		2nd	25	29	22	29	23	21	23	23	31	24	25	23	
		3rd	26	23	24	29	24	20	24	27	20	22	25	20	
Total Precip.	1st		25	90	240	175	100	735	360	85	190	10	50		
	2nd	80	165	10	325			1200	740	455	60		65		
	3rd	75	105	65		505	275	350	460	345		80	270		

		Element	1	2	3	4	5	6	7	8	9	10	11	12				
(0.1 )	Air Temp.	Mean	- 18	2	56	137	185	223	268	253	199	142	50	- 15	124			
		Mean Max.	46	69	135	215	268	297	314	304	267	212	121	41	191			
		Mean Min.	- 79	- 63	- 18	62	107	152	234	216	145	86	- 17	- 69	63			
		Highest	136	145	198	294	319	351	345	360	291	280	206	114	360			
		Date	8	16	30	16	29	23	20	5	12	9	7	3	08/05			
		Lowest	- 151	- 113	- 61	- 10	72	87	210	148	77	- 21	- 80	- 138	- 151			
		Date	24	2	8	2	7	4	27	30	30	31	19	14	01/24			
(0.1mm)	Precip.	00~24h Total	105	490	80	670	220	365	3915	3405	930	250	150	280	10860			
		Highest. 1	Daily	65	175	25	175	95	95	705	890	650	155	50	170	890		
			Date	29	22	2	17	24	24	3	28	11	1	26	24	08/28		
			Hourly	20	90	20	55	65	115	345	760	155	60	50	70	760		
(0.1%)	Wind	Mean Speed	15	18	16	22	18	18	16	15	14	14	15	14	16			
		Highest Gust Speed	125	145	132	172	161	113	121	117	187	128	146	131	187			
		Dir.	WSW	SSW	WSW	W	WSW	NNE	SSW	WSW	NE	NNE	WSW	NNW	NE			
		Date	27	19	9	14	13	14	3	24	20	22	25	10	09/20			
(0.1%)	Wind Directions Only	Hourly Occurrence Maximum Speed	NNE	47	36	47	52	45	41	59	46	54	68	42	41	68		
			NE	20	27	41	27	24	31	52	32	50	55	31	28	55		
			ENE	29	22	34	14	19	41	27	31	38	31	19		41		
			E	15	27	30	63	29	39	38	48	63	47	17	7	63		
			ESE	44	33	40	68	66	42	62	54	61	44	31	38	68		
			SE	20	20	35	45	51	39	34	38	33	36	20	13	51		
			SSE	27	17	36	39	65	30	45	40	31	40	13	16	65		
			S	20	28	40	23	37	42	40	28	23	22	24	26	42		
			SSW	35	19	38	60	33	26	33	32	29	9	45	26	60		
			SW	52	73	60	90	75	59	68	45	55	23	65	45	90		
			WSW	75	69	78	98	105	74	56	61	48	34	69	42	105		
			W	56	49	69	107	61	53	63	36	35	22	59	42	107		
			WNW	56	64	63	72	68	60	38	40	44	55	49	56	72		
			NW	54	68	72	58	59	39	27	25	46	68	56	80	80		
			NNW	57	68	66	67	49	46	17	35	43	66	62	76	76		
			N	64	68	59	60	49	58	33	39	44	68	63	63	68		
			(0.1%)	Hourly Occurrence Percentage	CALM	289	272	371	211	293	297	250	199	274	297	342	371	289
					NNE	78	64	48	61	31	56	47	101	129	142	67	67	74
					NE	16	21	17	18	5	15	22	48	60	63	29	16	28
					ENE	8	7	5	6	9	14	15	34	13	31	4		12
					E	11	4	19	36	26	50	43	117	67	51	11	4	37
ESE	52	21			19	68	28	63	89	110	69	62	25	28	53			
SE	23	12			12	24	24	28	48	63	21	42	24	15	28			
SSE	17	12			24	24	16	26	17	28	11	16	10	5	17			
S	26	15			23	21	18	25	32	15	18	11	15	20	20			
SSW	19	24			22	18	26	21	50	11	26	3	17	19	21			
SW	22	43			32	79	79	68	128	43	32	13	36	19	49			
WSW	48	54			51	111	109	93	126	50	31	20	32	22	62			
W	32	58			86	100	84	63	46	20	26	4	31	19	47			
WNW	31	52			46	33	61	42	19	11	19	19	38	23	33			
NW	73	125	55	43	49	25	11	17	18	15	54	77	46					
NNW	129	118	87	83	57	43	22	47	67	71	132	161	85					
N	126	98	82	64	84	72	36	85	119	140	135	134	98					

Element		1	2	3	4	5	6	7	8	9	10	11	12			
Number of Days With Classified	Daily Max. Temp.	0.0	4	1										3	8	
		0.1 ~ 10.0	23	20	4								12	26	85	
		10.1 ~ 20.0	4	7	27	7		1				12	17	2	77	
		20.1 ~ 30.0				23	27	14	11	12	30	19	1		137	
		30.1					3	15	20	19					57	
	Daily Mean Temp.	- 5.0	8												5	13
		- 4.9 ~ 0.0	13	13	1								5	15	47	
		0.1 ~ 10.0	10	15	30	2						3	20	11	91	
		10.1 ~ 20.0				27	24	6		1	13	26	5		102	
		20.1				1	7	24	31	30	17	2			112	
	Daily Min. Temp.	- 15.0	1													1
		- 14.9 ~ - 5.0	20	23	4								8	21	76	
		- 4.9 ~ 0.0	8	5	19	2						2	14	9	59	
		0.1 ~ 10.0	2		8	22	14	3			3	17	8	1	78	
		10.1				6	16	27	31	31	27	12			150	
	Daily Precip.	0.1mm	3	6	4	6	4	6	18	16	4	5	6	7	85	
		10.0mm		3		4			10	7	2	1		1	28	
		30.0mm							6	4	1				11	
		80.0mm								1					1	
		100.0mm														
	Hourly Max. Precip.	1.0mm	3	5	4	6	4	6	15	13	3	3	3	5	70	
		6.0mm		2			1	3	11	7	2	1		1	28	
		10.0mm						1	10	5	2				18	
		20.0mm							7	3					10	
30.0mm								1	1					2		
Daily Max. Wind Speed	0.5 ~ 3.3%	2										2	3	7		
	3.4 ~ 7.9%	18	14	14	6	14	18	21	23	23	25	12	16	204		
	8.0 ~ 13.8%	11	13	17	22	15	12	10	8	6	6	15	12	147		
	13.9%		1		2	1				1		1		6		
10 - Day Summary	Mean Temp.	1st	29	- 11	30	127	180	200	260	278	208	184	94	1		
		2nd	- 42	5	60	137	176	223	268	247	201	137	31	- 44		
		3rd	- 40	15	76	148	198	246	275	236	188	109	24	- 2		
	Mean Max. Temp.	1st	99	44	104	202	260	267	303	331	271	240	176	56		
		2nd	20	81	155	208	258	309	318	292	269	199	99	16		
		3rd	21	86	145	233	283	314	319	291	263	198	88	51		
	Mean Min. Temp.	1st	- 31	- 64	- 41	62	104	131	230	238	160	138	25	- 50		
		2nd	- 99	- 72	- 27	66	101	141	230	220	146	85	- 35	- 107		
		3rd	- 105	- 53	11	58	116	184	242	192	129	41	- 40	- 51		
	Mean Wind Speed	1st	14	18	21	20	18	22	13	15	9	13	12	14		
		2nd	15	18	12	22	19	17	15	15	21	15	17	17		
		3rd	15	16	15	24	17	15	18	16	12	12	16	13		
	Total Precip.	1st			25	305	105	135	2860	395	35	195	40	85		
		2nd		315		365	20		365	995	650	55	5			
		3rd	105	175	55		95	230	690	2015	245		105	195		

Element		1	2	3	4	5	6	7	8	9	10	11	12					
(0.1 )	Air Temp.	Mean	- 7	7	60	137	188	225	266	254	206	152	62	- 5	129			
	Mean Max.	43	63	127	209	262	292	310	303	262	207	114	38	186				
	Mean Min.	- 49	- 43	2	77	125	170	237	219	161	110	16	- 46	82				
	Highest	135	154	189	287	317	350	351	374	290	272	202	116	374				
	Date	8	16	30	16	29	23	21	6	25	8	7	3	08/06				
	Lowest	- 114	- 86	- 43	8	95	119	218	158	103	16	- 52	- 113	- 114				
	Date	23	2	8	2	15	4	27	30	30	30	19	12	01/23				
(0.1mm)	Precip.	00~24h Total	125	275	100	690	200	500	4600	2990	1160	215	85	305	11245			
		Highest. 1 Daily	60	115	55	250	90	260	760	760	865	105	35	170	865			
	Hourly	25	45	30	75	80	205	450	320	280	45	20	60	450				
	Date	20	20	31	17	24	28	31	28	11	1	10	24	07/31				
(0.1%)	Wind	Mean Speed	14	15	13	14	12	13	10	12	11	12	15	17	13			
		Highest Gust Speed	117	127	201	114	113	96	92	91	105	123	128	129	201			
		* Dir.	N	N	N	ENE	NNW	N	N	SW	S	N	N	N	N			
	Date	20	23	21	27	7	13	31	20	15	29	10	4	03/21				
(0.1%)	Wind Directions Only	Hourly Occurrence Maximum Speed	NNE	41	37	40	47	58	36	40	34	49	45	41	33	58		
			NE	12	12	28	21	25	15	15	16	14	21	17	17	28		
			ENE	7	9	13	15	24	12	10	20	11	8	22	11	24		
			E	14	23	16	17	12	11	21	11	14	10	13	6	23		
			ESE	10	10	11	13	10	17	15	7	7	8	6	10	17		
			SE	6	9	12	17	18	14	14	13	13	11	9	8	18		
			SSE	15	12	25	19	22	12	12	18	15	10	12	9	25		
			S	16	17	24	24	18	17	18	18	14	13	29	22	29		
			SSW	27	22	27	32	32	27	28	34	27	22	31	33	34		
			SW	26	25	32	45	47	30	32	40	29	42	21	21	47		
			WSW	28	19	22	37	19	21	33	31	30	31	17	11	37		
			W	18	10	11	24	23	17	12	22	21	21	12	8	24		
			WNW	10	18	12	15	22	14	17	10	19	13	14	11	22		
			NW	10	17	11	19	20	19	20	11	20	16	11	19	20		
			NNW	17	32	25	16	22	18	12	13	24	15	17	21	32		
			N	54	62	65	55	60	43	42	37	42	63	66	73	73		
			(0.1%)	Hourly Occurrence Percentage	CALM	172	229	228	111	195	114	166	70	196	137	89	83	149
					NNE	129	124	118	96	120	136	61	89	123	203	127	110	120
					NE	30	31	32	35	22	35	11	34	36	66	56	34	35
					ENE	20	18	12	13	11	17	5	23	21	13	28	23	17
					E	12	3	11	11	8	8	16	17	17	9	15	13	12
					ESE	7	10	11	7	9	14	15	22	13	22	15	8	13
					SE	5	7	7	17	17	19	22	35	25	20	7	11	16
					SSE	20	15	23	44	44	24	73	60	59	30	31	34	38
					S	24	24	65	93	82	69	119	108	66	34	75	40	67
					SSW	60	48	79	172	122	113	187	141	74	54	102	87	104
					SW	56	48	101	132	136	139	117	149	106	94	60	79	102
WSW	22	10			20	29	34	36	43	43	35	35	26	17	29			
W	8	1			7	13	12	25	18	20	17	24	10	9	14			
WNW	11	9			5	4	7	13	9	9	15	16	17	9	10			
NW	11	10			5	3	11	14	18	11	27	22	7	12	12			
NNW	27	33	17	17	20	24	18	43	34	31	21	16	25					
N	386	379	258	204	149	201	102	126	138	191	316	413	238					

Element		1	2	3	4	5	6	7	8	9	10	11	12			
Number of Days With Classified	Daily Max. Temp.	0.0	6	2										6	14	
		0.1 ~ 10.0	21	22	5								11	23	82	
		10.1 ~ 20.0	4	4	26	11	1	1					14	18	2	81
		20.1 ~ 30.0				19	28	15	12	12	30	17	1			134
		30.1					2	14	19	19						54
	Daily Mean Temp.	- 5.0	5	1											4	10
		- 4.9 ~ 0.0	16	11	1								2	13	43	
		0.1 ~ 10.0	10	16	29	2						2	22	14	95	
		10.1 ~ 20.0			1	28	21	6		1	10	26	6		99	
		20.1					10	24	31	30	20	3			118	
	Daily Min. Temp.	- 15.0														
		- 14.9 ~ - 5.0	15	11									1	15	42	
		- 4.9 ~ 0.0	12	16	18								11	14	71	
		0.1 ~ 10.0	4	1	13	26	2					13	17	2	78	
		10.1				4	29	30	31	31	30	18	1		174	
	Daily Precip.	0.1mm	6	5	6	8	4	6	22	19	4	5	5	7	97	
		10.0mm		2		4		1	11	8	2	1		1	30	
		30.0mm							5	4	1				10	
		80.0mm									1				1	
		100.0mm														
	Hourly Max. Precip.	1.0mm	3	3	2	5	3	6	19	13	3	5	3	5	70	
		6.0mm				1	1	1	13	9	2			1	28	
		10.0mm						1	10	6	1				18	
		20.0mm						1	6	2	1				10	
		30.0mm							4	1					5	
Daily Max. Wind Speed	0.5 ~ 3.3%	2	1					3	2	1	4	2		15		
	3.4 ~ 7.9%	19	15	18	17	24	25	25	25	26	22	13	16	245		
	8.0 ~ 13.8%	10	12	12	13	7	5	3	4	3	5	15	15	104		
	13.9%			1										1		
10 - Day Summary	Mean Temp.	1st	40	- 9	32	125	178	201	256	277	215	186	108	10		
		2nd	- 30	10	68	137	180	229	267	247	207	147	43	- 35		
		3rd	- 29	21	77	150	204	245	273	238	195	124	36	7		
	Mean Max. Temp.	1st	93	37	96	192	252	262	298	330	267	233	169	53		
		2nd	16	75	149	205	253	301	317	292	262	198	93	14		
		3rd	21	80	136	229	281	314	315	288	258	192	82	47		
	Mean Min. Temp.	1st	- 2	- 48	- 21	70	117	150	230	238	174	152	58	- 30		
		2nd	- 67	- 49	- 3	79	117	164	236	220	162	104	- 2	- 82		
		3rd	- 75	- 30	27	81	139	197	244	202	147	77	- 9	- 28		
	Mean Wind Speed	1st	12	16	17	14	13	14	9	11	9	10	12	18		
		2nd	15	16	12	14	13	13	10	12	13	14	17	19		
		3rd	15	14	12	14	12	12	11	12	10	13	15	16		
	Total Precip.	1st			25	265	105	125	3105	840	30	135	25	110		
		2nd	60	165		420	5		365	1375	865	80	5	10		
		3rd	65	110	75	5	90	375	1130	775	265		55	185		

Element		1	2	3	4	5	6	7	8	9	10	11	12					
(0.1 )	Air Temp.	Mean	- 16	1	62	136	189	228	269	256	213	152	56	- 17	127			
		Mean Max.	39	57	129	205	258	289	311	304	276	219	113	31	186			
		Mean Min.	- 65	- 54	0	72	125	173	238	220	158	97	1	- 63	75			
		Highest	116	129	191	286	310	339	366	365	304	292	198	93	366			
		Date	8	28	19	30	30	23	25	5	4	2	1	10	07/25			
		Lowest	- 140	- 106	- 66	14	81	123	218	154	86	3	- 78	- 126	- 140			
		Date	24	2	8	2	7	11	1	30	29	31	19	13	01/24			
(0.1mm)	Precip.	00~24h Total	135	125	90	525	155	705	4840	3070	315	295	400	345	11000			
		Highest. 1	Daily	50	55	65	315	65	230	1520	1075	240	190	295	205	1520		
			Date	29	22	1	5	13	26	10	20	11	11	25	24	07/10		
			Hourly	40	20	25	85	65	100	580	395	65	65	120	60	580		
	Date	27	17	1	5	13	1	10	23	11	11	25	24	07/10				
(0.1%)	Wind	Mean Speed	11	13	13	14	14	12	9	9	9	9	12	11	11			
		Highest Gust Speed	93	101	105	116	102	83	86	106	90	87	91	98	116			
		Dir.	WSW	W	NNW	WSW	WSW	SSW	WSW	W	SW	W	WNW	W	WSW			
	Date	14	20	27	14	6	1	6	24	19	29	15	10	04/14				
(0.1%)	Wind Directions Only	Hourly Occurrence Maximum Speed	NNE	19	19	23	25	23	17	18	25	22	20	20	18	25		
			NE	14	14	9	20	12	15	16	18	19	20	10	13	20		
			ENE	15	14	12	21	16	14	15	19	16	19	15	18	21		
			E	20	13	11	16	12	18	18	18	21	19	18	15	21		
			ESE	9	9	14	12	10	8	12	13	12	13	12	5	14		
			SE	10	8		12	5	14	7	9	10	5	5	8	14		
			SSE			12	12	17	8	14	11	6	9		10	17		
			S	8	7	11	15	10	10	17	17	10	7	16	9	17		
			SSW	33	39	21	32	33	31	21	22	30	24	38	20	39		
			SW	28	29	40	46	48	36	38	41	33	23	36	22	48		
			WSW	32	35	45	46	51	37	34	37	36	26	38	44	51		
			W	36	38	34	35	38	30	20	22	28	33	38	39	39		
			WNW	31	38	33	32	28	22	16	20	22	29	31	33	38		
			NW	26	29	26	28	25	23	9	20	16	18	24	30	30		
			NNW	25	28	24	26	21	19	13	17	23	25	22	23	28		
			N	24	24	25	29	26	26	16	19	17	20	21	22	29		
			(0.1%)	Hourly Occurrence Percentage	CALM	142	110	129	129	190	195	316	290	207	179	159	174	185
					NNE	54	45	58	51	32	40	37	65	64	71	45	50	51
					NE	9	9	13	22	7	26	21	34	38	34	4	13	19
					ENE	12	6	8	31	7	22	27	59	42	27	13	15	22
E	8	7			3	13	9	26	23	90	47	46	19	19	26			
ESE	3	4			3	6	9	8	18	40	21	23	8	1	12			
SE	5	1				7	1	6	5	12	14	4	1	5	5			
SSE					3	10	9	4	14	9	3	8		5	5			
S	7	1			4	11	9	15	15	8	10	5	10	4	8			
SSW	27	34			31	79	50	53	111	39	42	35	40	38	48			
SW	238	265			277	276	317	174	223	168	278	304	270	185	248			
WSW	98	150			142	203	187	206	114	54	86	67	97	78	123			
W	122	115			106	60	47	85	22	31	38	74	148	119	80			
WNW	116	118	82	33	32	46	16	31	17	43	84	146	63					
NW	66	57	46	19	32	19	8	23	28	17	39	62	35					
NNW	48	43	43	22	24	29	7	20	32	32	25	51	31					
N	44	34	52	28	36	45	22	26	36	31	38	35	36					



Element		1	2	3	4	5	6	7	8	9	10	11	12		
Number of Days With Classified	Daily Max. Temp.	0.0	6	2										8	16
		0.1 ~ 10.0	22	22	4								14	23	85
		10.1 ~ 20.0	3	4	27	13						8	16		71
		20.1 ~ 30.0				17	28	17	13	16	26	23			140
		30.1					3	13	17	15	4				52
	Daily Mean Temp.	- 5.0	9											6	15
		- 4.9 ~ 0.0	12	16	1								6	14	49
		0.1 ~ 10.0	10	12	29	2						2	18	11	84
		10.1 ~ 20.0			1	28	21	3		1	6	24	6		90
		20.1					10	27	29	30	24	5			125
	Daily Min. Temp.	- 15.0	20	14	1								3	21	59
		- 14.9 ~ - 5.0	7	14	15								14	8	58
		- 4.9 ~ 0.0	4		15	22	3				1	19	12	2	78
		0.1 ~ 10.0				8	28	30	30	31	29	12	1		169
		10.1													
	Daily Precip.	0.1mm	4	5	4	7	5	8	20	14	5	3	5	7	87
		10.0mm				1		4	11	5	1	1	1	1	25
		30.0mm				1			5	3					9
		80.0mm							1	2					3
		100.0mm							1	1					2
Hourly Max. Precip.	1.0mm	5	4	2	5	4	8	18	11	3	3	5	4	72	
	6.0mm				1	1	3	10	5	1	1	1	1	24	
	10.0mm						1	8	3			1		13	
	20.0mm							5	3					8	
	30.0mm							2	2					4	
Daily Max. Wind Speed	0.5 ~ 3.3%	3						3		1	2	1	1	11	
	3.4 ~ 7.9%	25	25	27	20	25	27	25	29	27	27	24	26	307	
	8.0 ~ 13.8%	3	3	4	10	6	3	2	2	2	2	5	4	46	
	13.9%														
10 - Day Summary	Mean Temp. (0.1 )	1st	31	- 13	30	124	179	206	259	282	222	191	113	- 1	
		2nd	- 35	3	74	137	180	230	271	251	214	143	32	- 51	
		3rd	- 43	15	81	147	205	248	274	237	203	124	22	0	
	Mean Max. Temp. (0.1 )	1st	86	29	93	191	252	263	303	334	282	250	174	55	
		2nd	18	68	151	200	245	299	318	290	276	208	84	- 5	
		3rd	15	78	143	225	275	306	312	288	268	201	81	42	
	Mean Min. Temp. (0.1 )	1st	- 18	- 56	- 26	69	115	149	228	246	174	145	57	- 46	
		2nd	- 81	- 62	0	76	119	166	234	221	155	85	- 23	- 100	
		3rd	- 94	- 43	23	72	140	204	249	194	146	65	- 32	- 47	
	Mean Wind Speed (0.1%)	1st	10	13	16	12	13	14	11	7	7	8	12	11	
		2nd	12	14	12	15	15	12	9	8	11	9	12	12	
		3rd	12	12	12	16	13	10	8	11	10	9	11	10	
Total Precip. (0.1mm)	1st		10	80	355	65	320	3370	240	30	105	85	85		
	2nd	25	60		170	65	20	740	2035	280	190	10	35		
	3rd	110	55	10		25	365	730	795	5		305	225		

Element		1	2	3	4	5	6	7	8	9	10	11	12				
(0.1 )	Air Temp.	Mean	54	59	82	147	180	208	262	261	218	174	113	50	151		
	Mean Max.	108	115	142	204	243	258	303	309	266	219	169	99	203			
	Mean Min.	16	11	34	96	127	164	232	229	185	141	68	14	110			
	Highest	205	183	193	262	309	289	347	344	303	287	228	147	347			
	Date	29	17	29	29	30	18	25	7	27	10	8	23	07/25			
	Lowest	-27	-33	-20	44	71	127	204	186	146	69	20	-14	-33			
	Date	30	11	7	3	27	8	12	27	30	30	24	17	02/11			
(0.1mm)	Precip.	00~24h Total	860	1540	595	2650	1130	2670	3258	3030	2130	4625	200	415	23103		
		Highest. 1 Daily	265	815	280	1380	590	1180	1645	845	520	1535	90	200	1645		
	Hourly	125	225	55	225	115	245	790	375	425	520	75	100	790			
	Date	29	22	20	17	5	29	18	14	5	2	7	24	07/18			
(0.1%)	Wind	Mean Speed	27	27	26	25	19	19	22	21	25	30	25	27	24		
		Highest Gust Speed	182	163	166	145	96	104	102	87	121	133	164	141	182		
		Dir.	N	NE	N	NNE	N	NNE	SW	N	NE	NNE	NNE	NNE	N		
(0.1%)	Wind Directions Only	Date	30	20	2	12	6	2	10	26	16	29	18	12	01/30		
		Hourly Occurrence Maximum Speed	77	79	82	77	56	55	30	53	69	69	76	68	82		
		NNE	69	67	56	56	49	50	35	49	65	58	80	57	80		
		NE	38	52	37	46	30	32	33	32	53	41	31	29	53		
		ENE	36	47	33	43	31	35	24	29	30	29	29	25	47		
		E	32	33	31	33	19	28	26	26	24	27	27	34	34		
		ESE	26	34	23	42	28	28	20	27	23	26	25	26	42		
		SE	30	26	29	24	30	30	22	25	24	15	19	26	30		
		SSE	27	53	43	29	30	25	24	30	35	20	23	36	53		
		S	31	36	41	38	30	30	33	40	27	37	25	49	49		
		SSW	38	47	38	50	47	42	44	40	54	46	34	36	54		
		SW	35	50	40	53	44	38	49	45	55	48	28	44	55		
		WSW	36	43	41	48	36	21	39	36	43	37	30	44	48		
		W	36	33	52	54	26	17	21	37	24	26	25	43	54		
		WNW	42	36	58	36	29	30	16	15	24	32	32	41	58		
		NW	57	51	80	59	37	32	17	22	38	64	48	53	80		
		NNW	82	70	98	73	52	44	22	45	57	75	81	68	98		
		N	1	3	4	19	20	24	23	17	13	8	14	1	12		
		(0.1%)	Hourly Occurrence Percentage	CALM	214	150	204	96	90	104	50	117	186	241	224	278	163
				NNE	108	55	120	68	66	85	43	129	156	315	63	63	106
NE	51			43	36	51	52	61	39	44	81	32	22	33	46		
ENE	44			39	39	19	23	63	23	36	40	24	15	29	33		
E	19			27	23	14	12	40	28	34	29	20	10	18	23		
ESE	9			16	22	14	28	38	8	28	24	13	11	15	19		
SE	16			18	16	24	32	31	26	22	18	4	7	22	20		
SSE	26			25	23	31	50	28	20	23	25	12	32	21	26		
S	52			45	70	67	81	94	42	65	21	26	46	31	53		
SSW	55			55	55	126	138	119	191	103	46	31	36	29	83		
SW	42			83	38	125	90	72	323	112	67	22	50	25	88		
WSW	26			52	32	68	36	33	32	54	26	16	40	40	38		
W	31			42	30	32	24	17	34	24	14	13	50	43	29		
WNW	35			48	27	35	27	18	17	16	31	8	40	35	28		
NW	28	70	54	61	46	42	19	23	32	20	65	69	44				
NNW	243	229	208	150	184	132	83	153	193	195	275	247	191				

Element		1	2	3	4	5	6	7	8	9	10	11	12		
Number of Days With Classified	Daily Max. Temp.	0.0													
		0.1 ~ 10.0	12	7	3									13	35
		10.1 ~ 20.0	18	21	28	12	3					11	21	16	130
		20.1 ~ 30.0	1			18	26	30	12	6	29	20	9		151
	Daily Mean Temp.	30.1					2		19	25	1				47
		- 5.0													3
		- 4.9 ~ 0.0		3											
		0.1 ~ 10.0	30	22	26	1							11	29	119
	Daily Min. Temp.	10.1 ~ 20.0	1	3	5	29	27	8			4	25	19		121
		20.1					4	22	31	31	26	6			120
		- 15.0													
		- 14.9 ~ - 5.0	13	8	2									8	31
	Daily Precip.	0.1 ~ 10.0	18	20	29	18	2					5	25	21	138
		10.1				12	29	30	31	31	30	26	5		194
		0.1mm	8	9	9	8	9	9	12	14	10	9	7	11	115
		10.0mm	4	4	2	4	3	4	5	6	5	6		1	44
	Hourly Max. Precip.	30.0mm		1		3	1	3	4	3	4	3			22
		80.0mm		1		1		2	1	1		2			8
		100.0mm				1		1	1			2			5
		1.0mm	7	7	7	7	7	5	6	12	7	8	3	8	84
Daily Max. Wind Speed	6.0mm	1	2		3	1	4	5	7	6	4	1	1	35	
	10.0mm	1	1		3	1	3	5	5	4	3		1	27	
	20.0mm		1		2		1	3	4	2	3			16	
	30.0mm							1	2	1	1			5	
Daily Max. Wind Speed	0.5 ~ 3.3%				1									1	
	3.4 ~ 7.9%	16	10	16	15	25	28	29	26	23	19	17	13	237	
	8.0 ~ 13.8%	14	15	13	12	6	2	2	5	7	12	11	15	114	
	13.9%	1	3	2	2							2	1	11	
10 - Day Summary	Mean Temp.	1st	84	50	66	133	169	202	255	273	225	205	141	59	
		2nd	35	64	90	152	177	206	262	254	221	172	97	33	
		3rd	44	64	91	155	192	216	269	258	209	147	101	61	
	Mean Max. Temp.	1st	131	99	131	183	225	258	285	319	272	251	205	104	
		2nd	90	123	152	213	246	261	306	298	265	205	154	80	
		3rd	103	125	142	217	256	255	316	310	261	202	148	114	
	Mean Min. Temp.	1st	51	17	13	97	126	150	234	244	193	172	88	25	
		2nd	0	3	41	96	118	157	229	223	192	147	58	- 4	
		3rd	- 2	14	47	96	134	185	234	222	171	109	57	22	
	Mean Wind Speed	1st	27	26	28	25	20	21	29	21	22	22	24	29	
		2nd	28	26	25	28	20	20	21	18	32	34	29	27	
		3rd	27	27	24	23	18	15	16	25	21	34	23	24	
Total Precip.	1st	575	365	15	1970	995	1310	45	845	1105	4085	95	100		
	2nd	20	360	310	535	85	435	1975	1800	470	540	10	105		
	3rd	265	815	270	145	50	925	1238	385	555		95	210		

		Element	1	2	3	4	5	6	7	8	9	10	11	12			
(0.1 )	Air Temp.	Mean	39	41	68	134	173	198	253	250	207	164	100	37	139		
		Mean Max.	83	85	114	179	223	242	289	293	255	212	150	74	183		
		Mean Min.	4	-2	27	94	128	157	228	217	167	125	57	6	101		
		Highest	150	139	178	243	295	272	334	325	281	270	209	135	334		
		Date	3	17	29	29	29	18	20	7	1	9	7	23	07/20		
		Lowest	-41	-44	-12	36	74	117	193	154	124	46	14	-24	-44		
		Date	31	11	7	3	27	14	13	27	30	31	21	17	02/11		
(0.1mm)	Precip.	00~24h Total	390	1310	420	2405	695	1470	1235	1030	955	3190	150	410	13660		
		Highest. 1 Daily	105	760	120	1335	225	790	535	380	345	1585	85	170	1585		
		Date	7	22	20	6	12	6	29	20	11	1	29	24	10/01		
		Hourly Date	45	155	40	210	70	115	280	135	190	385	50	85	385		
(0.1%)	Wind	Mean Speed	46	52	39	36	33	27	25	30	32	30	39	47	36		
		Highest Gust Speed	234	263	234	218	188	148	114	137	167	211	208	219	263		
		Dir.	NNW	NNW	N	NNE	N	NNW	SW	ENE	NNW	NW	N	NNW	NNW		
(0.1%)	Wind Directions Only	Date	30	20	6	12	26	7	10	13	29	29	11	1	02/20		
		Hourly Occurrence Maximum Speed	62	73	64	82	66	54	33	54	41	70	75	77	82		
		NNE	39	51	37	69	36	34	32	34	48	56	55	31	69		
		NE	60	38	61	38	70	50	47	56	85	69	39	32	85		
		ENE	49	72	40	56	84	78	56	67	62	69	41	31	84		
		E	40	64	42	50	67	77	50	57	62	72	46	30	77		
		ESE	43	44	49	53	55	49	51	52	53	66	39	28	66		
		SE	30	41	49	55	34	37	46	50	34	47	36	40	55		
		SSE	23	44	45	50	32	35	45	38	61	37	34	64	64		
		S	24	48	46	40	29	35	48	40	55	54	38	23	55		
		SSW	35	53	49	30	31	33	50	50	39	64	38	49	64		
		SW	24	68	49	58	41	50	42	45	45	54	40	33	68		
		WSW	53	61	53	47	42	36	34	45	43	43	40	57	61		
		W	69	56	67	58	62	42	33	44	46	44	64	66	69		
		WNW	135	118	106	107	72	78	45	53	66	114	78	103	135		
		NW	123	143	125	103	103	76	50	63	91	109	118	104	143		
		NNW	76	136	108	133	101	75	39	72	86	99	99	93	136		
		N	7	1	11	10	17	28	17	7	13	17	11	1	12		
		(0.1%)	Hourly Occurrence Percentage	CALM	59	76	71	43	51	53	22	51	79	109	94	35	62
				NNE	31	45	62	57	63	43	13	50	56	39	65	19	45
NE	46			21	38	36	47	54	40	47	47	52	40	17	41		
ENE	23			33	34	35	102	71	38	81	78	47	36	9	49		
E	34			33	20	74	86	93	42	91	70	32	32	11	51		
ESE	43			21	46	100	67	76	58	94	53	47	33	9	54		
SE	23			30	48	47	36	63	109	60	32	54	33	9	46		
SSE	8			31	52	57	67	88	148	54	24	48	17	8	50		
S	1			21	30	22	28	28	120	35	38	39	14	11	32		
SSW	3			19	13	21	16	25	69	48	17	17	13	22	24		
SW	5			13	20	47	24	19	43	50	19	32	18	8	25		
WSW	12			12	9	31	22	21	40	19	28	24	18	15	21		
W	51			18	51	56	34	28	35	31	36	27	28	43	37		
WNW	184			238	171	93	86	69	55	78	54	52	129	348	129		
NW	242			190	129	147	121	96	60	82	92	82	183	180	133		
NNW	228	198	195	125	132	146	91	122	266	280	235	254	189				

Element		1	2	3	4	5	6	7	8	9	10	11	12		
Number of Days With Classified	Daily Max. Temp.	0.0													
		0.1 ~ 10.0	20	15	9								4	23	71
		10.1 ~ 20.0	11	13	22	23	5	1				12	24	8	119
		20.1 ~ 30.0				7	26	29	19	23	30	19	2		155
	30.1							12	8					20	
	Daily Mean Temp.	- 5.0													
		- 4.9 ~ 0.0	6	3										1	10
		0.1 ~ 10.0	24	25	28	2						1	17	30	127
		10.1 ~ 20.0	1		3	28	29	14			8	25	13		121
	20.1					2	16	31	31	22	5			107	
	Daily Min. Temp.	- 15.0													
		- 14.9 ~ - 5.0	17	19	4										
		- 4.9 ~ 0.0	14	9	27	16	1					9	27	18	121
		0.1 ~ 10.0				14	30	30	31	31	30	22	3		191
	10.1														
Daily Precip.	0.1mm	7	10	13	8	8	9	11	12	11	9	7	10	115	
	10.0mm	2	2	1	4	2	4	3	5	3	5		1	32	
	30.0mm		1		3		1	1	1	1	2			10	
	80.0mm				1						2			3	
	100.0mm				1						1			2	
Hourly Max. Precip.	1.0mm	5	10	8	6	6	7	7	10	8	7	3	7	84	
	6.0mm		1		3	1	5	4	5	2	4		1	26	
	10.0mm		1		2		1	3	2	1	3			13	
	20.0mm				1			2			2			5	
	30.0mm										1			1	
Daily Max. Wind Speed	0.5 ~ 3.3%														
	3.4 ~ 7.9%	4	4	9	9	9	15	16	9	12	17	11	3	118	
	8.0 ~ 13.8%	11	11	14	14	18	13	15	22	12	7	9	11	157	
	13.9%	16	13	8	7	4	2			6	7	10	17	90	
10 - Day Summary	Mean Temp.	1st	76	32	48	124	165	190	243	264	214	197	129	44	
		2nd	18	46	78	136	172	196	253	242	210	163	81	18	
		3rd	24	44	77	142	183	207	263	246	196	134	90	48	
	Mean Max. Temp.	1st	119	73	93	167	214	237	261	307	266	238	185	82	
		2nd	61	91	129	181	224	247	292	282	254	206	133	49	
		3rd	71	93	120	190	232	243	312	290	244	194	132	89	
	Mean Min. Temp.	1st	40	0	11	94	126	144	229	230	173	162	77	13	
		2nd	- 12	- 6	30	92	122	146	224	213	172	132	45	- 10	
		3rd	- 14	1	40	97	135	181	229	210	156	85	49	14	
	Mean Wind Speed	1st	37	53	51	31	40	36	27	29	27	30	38	48	
		2nd	52	53	32	42	29	28	22	32	33	21	42	49	
		3rd	50	48	34	33	29	18	26	29	35	39	37	45	
Total Precip.	1st	165	370	25	1690	390	875	110	215	375	2840	20	130		
	2nd	80	180	150	555	225	205	310	560	390	350	10	90		
	3rd	145	760	245	160	80	390	815	255	190		120	190		

Element		1	2	3	4	5	6	7	8	9	10	11	12				
(0.1 )	Air Temp.	Mean	14	32	65	138	187	209	264	250	197	154	77	5	133		
		Mean Max.	71	92	131	203	258	270	312	300	259	207	153	66	194		
		Mean Min.	- 40	- 30	4	68	121	157	223	210	141	105	4	- 55	76		
		Highest	130	158	194	290	344	335	366	357	313	284	227	153	366		
		Date	3	16	30	30	29	19	21	6	9	10	3	3	07/21		
		Lowest	- 97	- 71	- 37	4	41	106	171	136	59	- 1	- 51	- 103	- 103		
		Date	26	2	8	2	2	4	27	27	30	31	21	14	12/14		
(0.1mm)	Precip.	00~24h Total	35	190	190	965	285	435	915	910	1175	475	45	5620			
		Highest. 1	Daily	20	80	40	300	160	220	225	320	610	185	45	610		
			Date	29	22	26	6	9	25	22	14	11	2	24	09/11		
			Hourly	10	30	40	65	40	165	205	90	195	50	25	205		
(0.1%)	Wind	Date	29	22	2	6	9	25	22	9	11	2	24	07/22			
		Mean Speed	25	28	19	23	19	17	17	17	17	18	20	24	20		
		Highest Gust Speed	168	192	127	167	181	110	165	93	123	144	146	145	192		
		* Dir.	NW	NNW	NNW	W	WSW	NNE	W	SW	NNW	ENE	NNW	NW	NNW		
(0.1%)	Wind Directions Only	Date	20	10	6	19	7	3	17	24	27	22	11	24	02/10		
		Hourly Occurrence Maximum Speed	54	78	77	53	59	40	34	44	49	67	44	55	78		
		NNE	50	62	53	72	66	39	51	55	55	82	70	52	82		
		NE	44	52	51	51	47	37	25	34	47	45	36	36	52		
		ENE	42	45	50	66	35	39	22	45	53	35	29	28	66		
		E	44	41	44	45	51	59	49	45	38	32	36	35	59		
		ESE	26	30	47	45	49	52	35	43	37	25	29	26	52		
		SE	26	34	41	40	40	45	32	33	27	23	30	21	45		
		SSE	37	43	38	60	52	38	42	34	28	22	36	32	60		
		S	45	46	37	61	42	50	47	40	24	17	37	39	61		
		SSW	58	57	42	60	39	35	42	40	32	38	48	42	60		
		SW	55	66	50	62	49	42	46	47	45	27	60	47	66		
		WSW	48	68	43	60	85	35	51	28	43	25	49	49	85		
		W	96	92	61	70	85	46	41	24	41	57	50	77	96		
		WNW	91	103	59	73	68	55	75	37	45	65	64	76	103		
		NW	59	74	61	50	46	46	38	42	63	55	71	75	75		
		NNW	43	72	49	38	57	52	43	49	65	72	59	48	72		
		(0.1%)	Hourly Occurrence Percentage	CALM	104	104	191	108	145	147	141	142	203	176	197	124	149
				NNE	125	97	63	56	31	56	44	152	110	179	53	55	85
				NE	102	85	63	60	27	85	59	129	126	151	58	44	82
ENE	27			30	36	28	31	32	34	39	44	56	22	26	34		
E	27			18	28	35	36	56	24	42	44	26	29	19	32		
ESE	32			15	48	47	75	108	39	58	44	42	26	23	47		
SE	16			28	50	42	51	88	38	42	24	17	31	24	37		
SSE	15			18	46	33	43	61	43	26	25	19	11	23	30		
S	17			25	36	89	63	38	125	24	14	17	36	32	43		
SSW	16			30	22	57	70	56	98	22	13	9	40	13	37		
SW	17			28	20	60	35	36	67	32	10	5	28	15	29		
WSW	22			15	19	46	38	15	56	31	22	12	38	11	27		
W	23			27	19	44	38	31	19	26	18	17	44	42	29		
WNW	112			121	113	100	133	63	97	58	103	44	96	144	98		
NW	163	193	93	96	124	50	48	46	46	39	138	234	105				
NNW	100	98	89	60	34	43	31	46	44	51	92	118	67				
N	82	68	65	40	27	38	36	87	110	138	61	54	67				

Element		1	2	3	4	5	6	7	8	9	10	11	12		
Number of Days With Classified	Daily Max. Temp.	0.0	1											1	2
		0.1 ~ 10.0	23	19	5	1							5	26	79
		10.1 ~ 20.0	7	9	26	12	2	1			1	16	18	4	96
		20.1 ~ 30.0				17	26	24	11	17	28	15	7		145
		30.1					3	5	20	14	1				43
	Daily Mean Temp.	-5.0												14	29
		-4.9 ~ 0.0	12	3										14	29
		0.1 ~ 10.0	19	24	30	2						3	21	17	116
		10.1 ~ 20.0		1	1	27	23	11			17	24	9		113
	Daily Min. Temp.	20.1				1	8	19	31	31	13	4			107
		-15.0												1	19
		-14.9 ~ -5.0	12	5										1	19
		-4.9 ~ 0.0	18	21	17							1	15	12	84
	Daily Precip.	0.1 ~ 10.0	1	2	14	25	6				3	11	13		75
		10.1				5	25	30	31	31	27	19	1		169
		0.1mm	3	6	8	8	5	7	14	10	6	6		1	74
		10.0mm				4	1	1	5	4	4	3			22
	Hourly Max. Precip.	30.0mm				1				1	1				3
		80.0mm													
		100.0mm													
1.0mm		1	6	6	5	3	6	10	8	6	5		1	57	
Daily Max. Wind Speed	6.0mm				2		1	6	4	1				14	
	10.0mm						1	2		1				4	
	20.0mm							1						1	
	30.0mm														
Daily Max. Wind Speed	0.5 ~ 3.3%						1		1		1			3	
	3.4 ~ 7.9%	12	9	18	7	20	22	24	26	20	21	12	7	198	
	8.0 ~ 13.8%	16	14	13	22	10	7	6	4	10	8	17	22	149	
	13.9%	3	5		1	1		1			1	1	2	15	
10 - Day Summary	Mean Temp.	1st	46	23	49	119	172	193	261	267	206	184	112	11	
		2nd	-2	41	70	149	187	208	275	240	201	155	57	-12	
		3rd	1	33	76	146	202	227	256	246	183	127	62	16	
	Mean Max. Temp.	1st	101	81	113	177	237	260	297	319	267	233	201	77	
		2nd	53	103	148	212	253	273	334	273	253	196	128	42	
		3rd	59	91	133	221	280	278	306	306	256	193	130	78	
	Mean Min. Temp.	1st	-12	-32	-8	52	105	138	232	227	154	140	35	-49	
		2nd	-51	-33	-6	89	126	152	221	215	148	115	-11	-68	
		3rd	-56	-24	24	64	131	182	215	192	122	64	-13	-47	
	Mean Wind Speed	1st	18	31	24	21	21	19	21	15	15	14	17	21	
		2nd	31	31	16	26	18	17	18	16	20	19	23	29	
		3rd	26	20	18	22	16	15	13	19	15	21	21	22	
Total Precip.	1st	15	20	50	555	175	110	200	220	215	335				
	2nd		75	35	395	105	45	90	470	730	140				
	3rd	20	95	105	15	5	280	625	220	230		45			

Element		1	2	3	4	5	6	7	8	9	10	11	12				
(0.1 )	Air Temp.	Mean	39	51	85	137	170	193	229	248	213	173	106	37	140		
	Mean Max.	82	98	127	172	216	230	259	277	244	202	152	82	178			
	Mean Min.	0	6	50	110	141	169	205	227	186	146	63	-5	108			
	Highest	142	166	169	215	279	285	300	310	274	254	229	142	310			
	Date	2	17	30	29	7	15	21	8	9	10	8	24	08/08			
	Lowest	-74	-56	-20	50	115	137	185	184	125	70	-18	-62	-74			
	Date	15	11	8	2	2	4	4	31	30	30	19	12	01/15			
(0.1mm)	Precip.	00~24h Total	95	385	440	1125	260	275	1165	685	2195	905		60	7590		
		Highest. 1 Daily	35	190	170	405	125	80	435	240	1305	315		60	1305		
	Hourly	15	95	95	110	45	65	295	150	525	100		50	525			
	Date	29	27	31	17	12	1	21	9	11	2		24	09/11			
(0.1%)	Wind	Mean Speed	35	34	31	36	28	26	32	30	29	36	29	31	31		
		Highest Gust Speed	196	184	181	240	162	137	169	141	170	253	170	201	253		
		Dir.	WNW	NNW	NNW	WSW	WNW	NNW	SW	WSW	NNW	NE	WNW	W	NE		
(0.1%)	Wind Directions Only	Date	23	9	21	6	15	1	11	22	1	22	24	11	10/22		
		Hourly Occurrence Maximum Speed	77	31	57	53	49	45	43	50	58	89	39	26	89		
		NNE	74	38	73	84	64	62	61	70	73	113	37	21	113		
		NE	80	45	61	68	47	57	46	66	91	77	40	28	91		
		ENE	21	40	38	38	37	34	22	44	30	61	23		61		
		E	20	14	32	23	22	31	13	16	17	15	17		32		
		ESE	10	21	13	14	26	15	11	13	12	27	13		27		
		SE		25		11	18	11	14	15	25		9		25		
		SSE	11	19	17	15	14	11	9	9	11	37		33	37		
		S	14	21	31	31	21	25	18	15	18	43	13	20	43		
		SSW	34	58	64	70	55	49	42	36	42	48	44	61	70		
		SW	66	83	74	99	71	61	78	66	49	36	62	61	99		
		WSW	82	84	56	65	58	50	54	46	55	27	78	84	84		
		W	79	64	59	68	56	38	44	33	57	52	82	67	82		
		WNW	104	112	83	64	74	66	29	42	40	94	73	118	118		
		NW	60	64	49	51	37	28	33	45	44	62	72	64	72		
		NNW	45	44	37	38	28	27	30	38	54	50	37	39	54		
		N		6	5	25	33	39	38	5	8	5	4	1	14		
		(0.1%)	Hourly Occurrence Percentage	CALM													
				NNE	70	15	39	32	40	60	48	128	111	129	36	24	62
NE	55			24	97	97	93	225	163	280	129	200	14	11	117		
ENE	52			34	93	57	49	104	38	147	182	200	13	7	82		
E	4			19	32	24	13	35	13	40	35	40	8		22		
ESE	5			3	30	11	7	21	4	7	10	5	7		9		
SE	3			7	4	10	20	3	4	4	4	5	3		6		
SSE				6		1	9	11	4	4	6		4		4		
S	3			7	4	6	17	8	5	4	3	5		4	6		
SSW	3			12	23	24	11	17	13	8	15	9	3	3	12		
SW	12			22	55	89	56	65	30	30	32	19	46	15	39		
WSW	26			57	85	253	231	190	301	114	63	31	86	30	122		
W	42			61	34	104	213	107	261	40	44	9	86	47	87		
WNW	52			27	47	57	69	26	27	8	25	20	99	73	44		
NW	276	338	203	96	83	49	17	28	82	70	208	391	153				
NNW	321	295	202	74	26	15	19	70	133	149	309	320	161				
N	77	67	48	42	29	25	15	83	118	101	74	75	63				



Element		1	2	3	4	5	6	7	8	9	10	11	12		
Number of Days With Classified	Daily Max. Temp.	0.0													
		0.1 ~ 10.0	21	16	3	1							2	21	64
		10.1 ~ 20.0	10	12	28	25	6	2				19	25	10	137
		20.1 ~ 30.0				4	22	28	31	27	30	12	3		157
	Daily Mean Temp.	30.1								4					4
		- 5.0												4	11
		- 4.9 ~ 0.0	5	2											4
		0.1 ~ 10.0	26	24	26	2							13	27	118
	Daily Min. Temp.	10.1 ~ 20.0		2	5	28	28	18			4	26	17		128
		20.1						12	31	31	26	5			105
		- 15.0												2	7
		- 14.9 ~ - 5.0	4	1											2
	Daily Precip.	- 4.9 ~ 0.0	11	12	2								2	16	43
		0.1 ~ 10.0	16	15	29	7						3	22	13	105
		10.1				23	28	30	31	31	30	28	6		207
		0.1mm	4	6	8	7	3	5	13	6	8	10		1	71
	Hourly Max. Precip.	10.0mm		2	1	4	1		3	3	4	3			21
		30.0mm				1			1		2	1			5
		80.0mm									1				1
		100.0mm									1				1
		1.0mm	3	3	6	5	3	6	11	5	6	7		1	56
Daily Max. Wind Speed	6.0mm		1	3	3		1	4	3	4	2			21	
	10.0mm				2			3	1	2	1			9	
	20.0mm							2		1				3	
	30.0mm									1				1	
Daily Max. Wind Speed	0.5 ~ 3.3%														
	3.4 ~ 7.9%	3	1	6	4	5	11	6	7	12	5	6	3	69	
	8.0 ~ 13.8%	19	17	21	16	20	19	22	23	13	17	18	20	225	
	13.9%	9	10	4	10	3		3	1	5	9	6	8	68	
10 - Day Summary	Mean Temp.	1st	75	39	69	123	165	179	214	261	221	196	143	47	
		2nd	18	58	94	143	173	191	234	243	217	172	84	14	
		3rd	26	56	92	145		210	238	239	202	152	91	49	
	Mean Max. Temp.	1st	109	89	116	156	210	218	242	291	253	224	189	93	
		2nd	64	110	134	177	220	230	267	267	243	197	132	59	
		3rd	73	95	130	184		243	267	273	235	187	135	94	
	Mean Min. Temp.	1st	46	- 3	27	97	137	153	192	240	194	172	101	5	
		2nd	- 22	2	60	116	143	166	206	227	192	150	40	- 30	
		3rd	- 21	21	62	116		189	217	216	173	119	50	8	
	Mean Wind Speed	1st	31	35	32	39	27	28	36	29	26	28	28	32	
		2nd	38	39	29	35	28	27	32	30	39	42	30	33	
		3rd	36	29	31	34		22	27	32	23	38	31	29	
	Total Precip.	1st	55	25	100	515	135	115	565	450	475	665			
		2nd		15	80	605	125	85	5	220	1510	235			
		3rd	40	345	260	5		75	595	15	210	5	60		

Element		1	2	3	4	5	6	7	8	9	10	11	12				
(0.1 )	Air Temp.	Mean	0	21	59	138	177	212	261	250	194	146	65	- 4	127		
		Mean Max.	76	96	137	217	262	283	313	308	264	218	161	79	201		
		Mean Min.	- 65	- 50	- 15	59	95	147	222	205	134	93	- 14	- 69	62		
		Highest	142	160	198	285	349	327	357	366	294	289	229	132	366		
		Date	2	16	30	30	29	19	22	6	12	10	3	3	08/06		
		Lowest	- 130	- 89	- 67	- 15	49	90	181	122	47	- 26	- 66	- 131	- 131		
		Date	25	2	8	2	3	2	13	31	30	31	19	14	12/14		
(0.1mm)	Precip.	00~24h Total	10	185	50	515	100	285	1115	2050	700	705		225	5940		
		Highest. 1	Daily	10	165	20	190	95	120	325	795	510	310		210	795	
			Date	29	22	20	5	9	6	6	21	11	1		24	08/21	
			Hourly	10	45	15	125	40	35	215	370	125	75		95	370	
(0.1%)	Wind	Date	29	22	20	17	9	26	6	9	11	1		24	08/09		
		Mean Speed	17	21	17	22	17	16	18	13	13	13		17	17	17	
(0.1%)	Wind	Highest Gust Speed	149	177	131	146	158	105	152	109	137	142	131	146	177		
		* Dir.	WNW	W	NE	SE	ENE	WSW	W	SSE	NE	NE	NE	NNE	W		
Wind Directions Only	Hourly Occurrence Maximum Speed	Date	20	9	21	25	14	2	17	24	17	29	18	26	02/09		
		NNE	64	72	52	51	46	32	41	35	42	70	46	50	72		
		NE	63	93	74	80	49	65	36	51	55	83	93	76	93		
		ENE	50	46	43	56	40	51	63	43	38	38	69	43	69		
		E	21	29	37	36	21	24	16	31	23	27	46	22	46		
		ESE	25	38	15	27	25	26	20	18	13	13	28	33	38		
		SE	31	17	32	32	45	32	28	22	23	29	29	23	45		
		SSE	39	56	56	66	66	46	51	35	29	28	46	35	66		
		S	44	61	57	67	67	53	58	48	31	37	52	74	74		
		SSW	57	49	45	54	41	43	44	45	28	26	44	40	57		
		SW	38	48	37	51	44	52	35	31	31	21	48	44	52		
		WSW	46	48	49	45	41	42	28	29	30	35	41	64	64		
		W	64	69	69	60	56	49	27	26	20	36	47	48	69		
		WNW	37	56	36	39	66	25	13	16	10	46	34	52	66		
		NW	45	45	32	45	27	36	12	29	17	17	33	37	45		
		NNW	46	37	50	29	24	20	23	22	15	29	20	40	50		
		N	40	44	40	42	35	18	32	25	27	31	34	46	46		
		(0.1%)	Hourly Occurrence Percentage	CALM	117	74	129	81	126	140	114	203	171	198	149	83	133
				NNE	87	58	59	67	46	50	65	69	89	82	58	85	68
				NE	151	159	120	117	67	74	121	102	124	117	108	140	116
ENE	67			46	38	44	51	43	40	47	61	43	61	40	49		
E	16			21	24	15	19	14	19	24	18	23	29	16	20		
ESE	23			10	12	14	8	22	19	15	18	9	13	13	15		
SE	19			12	20	14	20	22	12	11	13	12	18	12	15		
SSE	27			28	48	81	74	85	82	35	22	26	43	47	50		
S	59			118	105	121	106	144	185	89	94	84	67	75	104		
SSW	149			135	148	178	187	190	129	153	199	161	149	160	161		
SW	121			141	110	110	147	108	79	87	89	116	133	126	114		
WSW	77			79	86	76	71	56	71	70	40	54	81	82	70		
W	30			46	40	38	39	18	26	48	14	27	40	36	33		
WNW	12			25	8	21	12	6	7	8	13	16	19	27	14		
NW	12			12	12	7	3	4	3	8	3	7	7	20	8		
NNW	15			19	19	11	8	10	12	11	6	7	7	17	12		
N	19			15	22	7	16	14	16	20	28	18	18	19	18		

Element		1	2	3	4	5	6	7	8	9	10	11	12			
Number of Days With Classified	Daily Max. Temp.	0.0														
		0.1 ~ 10.0	23	13	6								3	23	68	
		10.1 ~ 20.0	8	15	25	9	3					11	22	8	101	
		20.1 ~ 30.0				21	24	21	10	10	30	20	5		141	
	Daily Mean Temp.	30.1					4	9	21	21					55	
		- 5.0												1	1	
		- 4.9 ~ 0.0	17	6	1									17	41	
		0.1 ~ 10.0	14	22	30	2						2	25	13	108	
	Daily Min. Temp.	10.1 ~ 20.0				28	28	10			16	27	5		114	
		20.1					3	20	31	31	14	2			101	
		- 15.0												4	25	70
		- 14.9 ~ - 5.0	20	16	5									4	25	70
	Daily Precip.	- 4.9 ~ 0.0	9	11	16	2						2	17	6	63	
		0.1 ~ 10.0	2	1	10	26	19	2			4	15	9		88	
		10.1				2	12	28	31	31	26	14			144	
		0.1mm	1	3	4	7	2	8	12	11	3	6		2	59	
	Hourly Max. Precip.	10.0mm		1		3		1	4	4	2	3		1	19	
		30.0mm							2	3	1	1			7	
		80.0mm														
		100.0mm														
1.0mm		1	2	2	6	1	7	12	11	4	4		2	52		
6.0mm					1			5	5	1	2		1	15		
Daily Max. Wind Speed	10.0mm				1			2	2	1				6		
	20.0mm							2	2					4		
	30.0mm								1					1		
Daily Max. Wind Speed	0.5 ~ 3.3%								2	1	2			5		
	3.4 ~ 7.9%	16	7	14	5	14	19	18	25	21	22	14	12	187		
	8.0 ~ 13.8%	14	14	17	23	14	11	12	4	8	6	16	16	155		
	13.9%	1	7		2	3		1			1		3	18		
10 - Day Summary	Mean Temp.	1st	31	13	38	124	164	198	256	271	204	181	93	6		
		2nd	- 20	29	66	144	171	211	259	243	198	145	48	- 22		
		3rd	- 12	22	72	145	193	226	266	238	179	114	55	3		
	Mean Max. Temp.	1st	110	81	119	206	246	281	296	334	266	240	202	90		
		2nd	59	108	160	219	259	285	319	286	264	207	138	56		
		3rd	61	98	132	227	280	282	323	305	262	207	142	88		
	Mean Min. Temp.	1st	- 30	- 48	- 39	49	89	122	231	223	153	137	9	- 56		
		2nd	- 82	- 57	- 23	73	89	145	214	216	137	106	- 27	- 90		
		3rd	- 81	- 44	15	56	108	176	222	180	113	43	- 23	- 63		
	Mean Wind Speed	1st	14	22	21	22	15	18	25	11	11	10	13	17		
		2nd	18	25	17	25	17	16	16	9	17	13	18	18		
		3rd	19	16	14	20	18	14	13	17	12	16	18	17		
Total Precip.	1st			20	310	95	160	945	400	120	435		15			
	2nd		20	20	180	5	65	140	690	510	265					
	3rd	10	165	10	25		60	30	960	70	5		210			

Element		1	2	3	4	5	6	7	8	9	10	11	12				
(0.1 )	Air Temp.	Mean	- 2	22	64	139	188	225	278	265	203	154	61	- 12	132		
	Mean Max.	70	94	141	219	273	300	338	329	280	223	153	67	207			
	Mean Min.	- 64	- 50	- 8	64	110	163	235	217	143	104	- 11	- 79	69			
	Highest	135	160	202	294	363	359	389	390	318	301	230	141	390			
	Date	2	16	30	16	29	19	22	6	9	9	8	3	08/06			
	Lowest	- 128	- 101	- 76	- 13	54	114	169	140	59	- 25	- 63	- 135	- 135			
	Date	25	12	8	3	2	4	27	31	30	31	21	14	12/14			
(0.1mm)	Precip.	00~24h Total	30	315	360	585	340	410	370	1500	795	665	150	5520			
		Highest. 1 Daily	15	225	140	250	170	260	155	375	425	240	150	425			
	Hourly	10	40	35	90	70	170	105	355	140	95	115	355				
	Date	8	22	25	6	12	25	8	10	11	2	24	08/10				
(0.1%)	Wind	Mean Speed	19	23	18	19	16	18	15	15	14	16	17	20	18		
		Highest Gust Speed	154	165	138	139	157	102	145	99	96	169	157	173	173		
		* Dir.	NW	NW	W	NW	NW	N	W	W	NNE	N	WNW	WNW	WNW		
(0.1%)	Wind Directions Only	Date	20	10	9	18	7	8	17	24	17	22	24	11	12/11		
		Hourly Occurrence Maximum Speed	44	28	28	27	36	36	13	20	29	70	19	18	70		
		NNE	17	19	35	56	14	13	30	22	36	37	12	15	56		
		NE	20	9	19	43	19	24	21	23	31	24	14	10	43		
		ENE	16	23	29	41	31	38	21	30	33	27	18	10	41		
		E	15	45	46	60	70	53	36	43	35	43	15	17	70		
		ESE	18	29	41	46	40	54	38	43	33	37	19	11	54		
		SE	22	31	40	55	44	51	43	45	26	19	22	15	55		
		SSE	18	24	44	61	45	56	51	43	38	26	18	16	61		
		S	18	37	30	53	31	28	35	40	21	13	29	21	53		
		SSW	22	32	31	38	21	25	31	30	19	18	30	15	38		
		SW	34	35	26	32	37	35	26	26	22	14	30	16	37		
		WSW	69	61	73	58	66	57	38	33	29	40	62	89	89		
		W	96	100	74	66	89	37	35	38	39	41	92	105	105		
		WNW	76	75	73	69	84	51	37	58	55	58	99	83	99		
		NW	76	95	67	70	49	66	48	55	56	64	87	77	95		
		NNW	72	76	66	61	54	72	17	48	56	79	85	59	85		
		N	210	185	211	140	159	129	153	168	229	187	260	172	183		
		(0.1%)	Hourly Occurrence Percentage	CALM	81	57	62	69	77	50	24	56	117	113	83	95	74
				NNE	26	19	28	32	32	22	19	27	53	55	22	19	30
				NE	12	9	9	22	8	15	8	20	22	35	11	8	15
				ENE	24	10	20	31	17	24	19	34	22	24	22	8	21
				E	35	36	43	57	48	85	59	70	40	54	36	39	50
				ESE	9	25	39	54	83	133	105	79	24	13	17	22	50
				SE	16	25	47	60	105	99	163	71	43	17	21	19	57
				SSE	22	30	47	82	94	85	134	55	47	19	24	22	55
				S	19	28	22	50	30	44	58	38	15	12	28	26	31
				SSW	7	9	23	33	24	40	47	9	8	11	14	7	19
SW	12			18	20	46	51	40	66	26	13	5	17	12	27		
WSW	28			40	48	40	73	36	42	17	19	24	32	40	37		
W	86			107	81	46	55	38	28	46	49	43	65	98	62		
WNW	149			135	87	76	40	51	22	85	82	82	108	133	87		
NW	155			168	122	97	46	49	34	130	132	187	132	165	118		
NNW	110			98	90	64	57	60	20	69	85	118	108	116	83		

Element		1	2	3	4	5	6	7	8	9	10	11	12		
Number of Days With Classified	Daily Max. Temp.	0.0													
		0.1 ~ 10.0	22	16	5								6	26	75
		10.1 ~ 20.0	9	12	25	10	2					9	19	5	91
		20.1 ~ 30.0			1	20	22	16		5	22	21	5		112
	Daily Mean Temp.	30.1					7	14	31	26	8	1			87
		-5.0	1											1	2
		-4.9 ~ 0.0	15	5										22	42
		0.1 ~ 10.0	15	23	29	2						2	25	8	104
	Daily Min. Temp.	10.1 ~ 20.0			2	28	21	5			10	24	5		95
		20.1					10	25	31	31	20	5			122
		-15.0	18	15	5								3	27	68
		-14.9 ~ -5.0	12	11	17	1						1	18	4	64
	Daily Precip.	-4.9 ~ 0.0	1	2	9	24	11				3	14	9		73
		0.1 ~ 10.0				5	20	30	31	31	27	16			160
		10.1	3	5	9	6	5	6	8	13	5	6		1	67
		10.0mm		1	1	3	2	1	1	5	3	3		1	21
	Hourly Max. Precip.	30.0mm								2	1				3
		80.0mm													
		100.0mm													
		1.0mm	1	4	7	4	4	5	8	10	5	5		1	54
		6.0mm				1	1	1	1	5	2	1		1	13
Daily Max. Wind Speed	10.0mm						1	1	5	1			1	9	
	20.0mm								1					1	
	30.0mm								1					1	
	0.5 ~ 3.3%	3				1			1	1	1	4	2	13	
Daily Max. Wind Speed	3.4 ~ 7.9%	16	11	18	10	16	18	26	23	23	23	11	14	209	
	8.0 ~ 13.8%	11	15	13	19	13	12	4	7	6	6	13	14	133	
	13.9%	1	2		1	1					1	2	1	10	
	1st	28	13	42	126	171	211	270	290	214	189	96	-2		
Mean Temp.	2nd	-18	26	68	143	183	227	281	255	205	155	45	-29		
	3rd	-15	27	79	149	210	239	281	252	189	123	43	-4		
	(0.1 )														
Mean Max. Temp.	1st	103	80	124	199	249	290	316	358	285	250	199	80		
	2nd	52	106	160	220	267	310	346	308	275	210	129	45		
	3rd	56	98	139	237	300	301	351	322	280	210	130	75		
Mean Min. Temp.	1st	-30	-49	-38	56	94	141	242	235	160	148	20	-71		
	2nd	-77	-58	-19	71	106	159	232	221	144	111	-27	-98		
	3rd	-82	-40	30	65	129	190	232	196	125	58	-27	-70		
Mean Wind Speed	1st	13	27	23	19	17	21	17	18	12	12	13	19		
	2nd	23	23	14	22	17	19	14	12	17	17	22	23		
	3rd	20	18	16	16	15	15	14	16	12	18	18	17		
Total Precip.	(0.1%)														
	1st	15	35	45	365	200	20	240	380	240	435				
	2nd		55	60	210	125	60	80	785	440	230				
(0.1mm)	3rd	15	225	255	10	15	330	50	335	115			150		

Element		1	2	3	4	5	6	7	8	9	10	11	12			
(0.1 )	Air Temp.	Mean	33	50	87	154	199	225	273	277	227	181	103	27	153	
	Mean Max.	86	105	139	201	252	272	309	318	275	229	161	83	203		
	Mean Min.	- 13	- 3	38	109	153	187	246	243	185	142	52	- 21	110		
	Highest	145	174	187	252	301	322	351	377	309	289	240	135	377		
	Date	2	17	30	30	29	15	22	7	12	10	8	24	08/07		
	Lowest	- 76	- 52	- 23	35	114	146	219	187	122	56	- 4	- 58	- 76		
	Date	15	11	8	2	3	4	28	31	30	31	19	13	01/15		
(0.1mm)	Precip.	00~24h Total	120	355	310	1110	260	360	1255	715	2445	805		245	7980	
		Highest. 1 Daily	60	215	80	370	165	150	830	250	1740	425		245	1740	
	Hourly	40	50	65	100	35	60	215	90	710	150		160	710		
	Date	29	22	1	17	12	29	4	22	11	2		24	09/11		
(0.1%)	Wind	Mean Speed	19	21	21	26	23	26	26	24	22	23	16	17	22	
		Highest Gust Speed	113	112	110	154	119	103	99	97	122	127	102	119	154	
	Dir.	NW	SW	E	S	E	E	SSW	E	SE	NE	NW	S	S		
	Date	20	20	30	5	9	6	10	31	11	22	18	24	04/05		
Wind Directions Only	Hourly Occurrence Maximum Speed	NNE	33	63	47	44	22	31	37	41	64	73	37	23	73	
		NE	34	50	39	47	21	37	43	39	61	72	19	27	72	
		ENE	49	41	57	65	57	54	45	46	58	62	29	15	65	
		E	38	38	60	68	65	61	46	52	63	58	34	11	68	
		ESE	36	33	58	47	56	61	38	53	56	50	37	6	61	
		SE	5	33	36	22	45	63	24	38	60	65	8	8	65	
		SSE		19	32	59	31	46	25	37	27	31	23	6	59	
		S	17	25	44	81	53	55	61	48	28	41	34	45	81	
		SSW	38	52	47	70	51	51	59	47	38	38	34	38	70	
		SW	47	70	54	64	59	60	55	58	41	43	46	41	70	
		WSW	25	35	25	29	44	42	29	31	26	20	35	19	44	
		W	36	48	23	34	33	27	16	29	17	9	32	37	48	
		WNW	57	42	36	38	30	28	22	32	25	25	43	45	57	
	NW	68	63	63	56	36	51	28	34	35	52	69	58	69		
	NNW	55	66	54	48	42	37	27	33	31	49	54	58	66		
	N	61	57	55	31	27	20	32	34	44	71	47	40	71		
	(0.1%)	Hourly Occurrence Percentage	CALM	117	89	77	58	64	44	39	13	58	44	107	148	72
			NNE	91	65	108	78	38	36	20	71	170	231	103	73	90
			NE	65	24	42	35	30	31	34	77	96	106	50	50	53
			ENE	40	45	59	42	41	133	46	155	75	86	24	30	65
E			16	39	59	40	61	121	38	117	47	38	11	12	50	
ESE			3	28	36	14	22	50	13	43	36	19	13	3	23	
SE			1	10	8	3	12	22	9	26	8	15	3	3	10	
SSE				10	4	15	8	8	3	19	14	4	7	3	8	
S			19	16	26	85	68	47	54	28	36	11	35	17	37	
SSW			39	71	116	258	234	147	359	112	43	22	75	38	126	
SW			58	92	47	140	182	154	247	85	56	27	82	34	100	
WSW			24	37	15	13	51	28	32	24	10	8	28	23	24	
W			19	33	17	17	23	25	12	12	4	4	26	23	18	
WNW	39	57	36	26	41	26	16	12	28	13	39	74	34			
NW	160	135	93	50	36	47	23	36	68	67	115	188	85			
NNW	194	167	129	57	43	43	20	39	74	102	156	183	100			
N	116	80	129	69	47	36	35	132	175	203	128	101	105			

Element		1	2	3	4	5	6	7	8	9	10	11	12		
Number of Days With Classified	Daily Max. Temp.	0.0													
		0.1 ~ 10.0	20	12	2								2	22	58
		10.1 ~ 20.0	11	16	29	16	1					5	21	9	108
		20.1 ~ 30.0				14	29	28	11	7	28	26	7		150
	Daily Mean Temp.	30.1					1	2	20	24	2				49
		- 5.0												4	10
		- 4.9 ~ 0.0	4	2											4
		0.1 ~ 10.0	27	25	23	2							13	27	117
	Daily Min. Temp.	10.1 ~ 20.0		1	8	27	16	3			2	24	17		98
		20.1				1	14	27	31	31	28	7			139
		- 15.0												4	9
		- 14.9 ~ - 5.0	4	1											4
	Daily Max. Precip.	- 4.9 ~ 0.0	16	13	2									1	25
		0.1 ~ 10.0	11	14	29	10						4	27	2	97
		10.1				20	31	30	31	31	30	27	2		202
		0.1mm	3	5	7	7	2	4	11	8	5	7		1	60
	Daily Min. Precip.	10.0mm		1		4	1	2	2	3	4	3		1	21
		30.0mm				1			1		2	1			5
		80.0mm							1		1				2
		100.0mm									1				1
Hourly Max. Precip.	1.0mm	2	5	5	6	2	4	9	6	5	7		1	52	
	6.0mm			1	2		1	3	2	3	1		1	14	
	10.0mm				1			1		3	1		1	7	
	20.0mm							1		1				2	
Daily Max. Wind Speed	30.0mm									1				1	
	0.5 ~ 3.3%														
	3.4 ~ 7.9%	23	17	20	15	19	14	25	19	20	19	24	21	236	
	8.0 ~ 13.8%	8	11	11	14	12	16	6	12	10	12	6	10	128	
10 - Day Summary	Mean Temp.	13.9%			1									1	
		1st	65	39	68	140	187	213	260	297	235	206	140	37	
		2nd	15	57	96	157	199	222	277	266	231	182	85	7	
	Mean Max. Temp.	(0.1 )	20	56	96	165	210	240	281	269	214	157	86	36	
		1st	119	94	123	188	243	263	289	343	284	254	202	93	
		2nd	69	117	152	204	247	272	313	299	273	222	141	61	
	Mean Min. Temp.	3rd	72	106	140	211	265	282	322	311	269	213	141	94	
		1st	21	- 6	14	94	141	172	241	260	193	171	85	- 13	
		2nd	- 30	- 7	40	116	152	182	247	237	193	148	36	- 41	
	Mean Wind Speed	(0.1 )	- 28	6	58	117	165	208	248	233	170	108	36	- 11	
		1st	16	21	22	27	24	29	28	25	20	20	15	17	
		2nd	22	23	20	26	22	27	26	24	25	24	18	18	
Total Precip.	(0.1%)	18	20	22	24	24	20	24	25	20	25	16	15		
	1st	50	75	70	550	165	105	1025	140	495	585				
	2nd		65	60	465	95	95	105	380	1790	210				
(0.1mm)	3rd	70	215	180	95		160	125	195	160	10		245		

Element		1	2	3	4	5	6	7	8	9	10	11	12		
(0.1 )	Air Temp.	20	36	70	142	188	217	269	260	207	163	83	9	139	
	Mean Max.	81	97	137	208	263	285	320	317	269	215	155	69	201	
	Mean Min.	-31	-27	9	77	118	159	230	217	155	116	17	-47	83	
	Highest	131	163	199	286	353	337	366	376	309	298	230	132	376	
	Date	2	16	30	30	29	19	21	6	9	10	3	3	08/06	
	Lowest	-90	-80	-40	-2	63	103	178	143	67	-9	-40	-111	-111	
	Date	16	2	8	2	3	4	28	31	30	31	24	14	12/14	
(0.1mm)	Precip.	00~24h Total													
	Highest. 1	Daily	25	220	85	675	150	105	330	280	950	365		210	950
	Date	29	22	1	6	9	7	5	21	11	2		24	09/11	
	Hourly	10	40	70	125	60	30	285	240	295	100		105	295	
(0.1%)	Wind Directions Only	Hourly Occurrence Maximum Speed	29	22	1	6	12	20	5	21	11	2		24	09/11
		Mean Speed	17	20	17	18	15	16	15	15	14	15	15	18	16
		Highest Gust Speed	139	124	103	109	111	110	93	107	124	153	114	108	153
		Dir.	NW	SE	NNW	SSE	NNW	ESE	NE	SSW	E	ENE	W	NNW	ENE
		Date	20	19	2	14	7	1	25	22	15	22	10	16	10/22
		NNE	38	20	28	33	27	38	30	35	30	42	28	12	42
		NE	20	26	48	41	28	39	30	37	43	53	39		53
		ENE	42	36	45	49	39	42	39	45	44	60	35	20	60
		E	33	24	32	39	34	40	17	34	30	36	40	9	40
		ESE	49	34	48	47	35	37	35	32	37	43	28	15	49
		SE	32	31	37	40	39	40	37	37	47	32	39	29	47
		SSE	32	39	45	52	42	40	46	31	26	30	41	28	52
		S	36	50	39	43	38	31	43	47	29	25	36	42	50
		SSW	26	25	35	46	39	31	30	30	34	19	25	24	46
		SW	18	37	17	42	19	19	32	32	16	18	30	23	42
WSW	25	31	29	29	28	24	26	26	26	18	30	23	31		
W	36	41	30	36	34	30	30	28	37	20	37	41	41		
WNW	48	53	46	43	46	39	30	26	34	34	50	57	57		
NW	73	60	51	47	55	46	27	32	30	47	52	64	73		
NNW	57	58	50	45	35	39	36	25	28	45	49	53	58		
N	24	48	31	36	28	18	20	22	37	41	19	27	48		
(0.1%)	Hourly Occurrence Percentage	CALM	145	128	151	76	105	75	113	106	112	117	169	162	122
		NNE	20	4	24	11	16	28	13	43	26	52	8	8	21
		NE	7	13	34	31	20	38	24	55	45	73	8		29
		ENE	20	10	36	25	20	67	28	87	74	60	14	5	38
		E	13	18	27	29	22	58	20	70	33	26	13	3	28
		ESE	16	21	39	28	31	58	26	51	39	31	24	7	31
		SE	57	46	51	61	52	65	54	34	64	48	50	39	52
		SSE	38	42	66	89	99	93	167	30	33	44	38	31	64
		S	25	33	47	94	89	76	198	62	38	44	35	39	66
		SSW	29	15	24	65	35	33	56	52	26	32	24	12	34
		SW	13	21	7	24	16	7	22	26	11	13	24	19	17
		WSW	16	19	13	17	28	15	30	11	17	19	40	19	20
		W	42	45	22	22	31	22	40	31	31	34	56	82	38
		WNW	132	128	95	78	73	72	46	86	78	67	142	163	96
		NW	249	281	185	194	200	152	79	112	173	157	219	256	187
NNW	160	155	138	117	132	115	63	112	156	130	119	141	128		
N	17	21	40	39	31	24	22	34	43	51	18	15	30		



Element		1	2	3	4	5	6	7	8	9	10	11	12		
Number of Days With Classified	Daily Max. Temp.	0.0													
		0.1 ~ 10.0	17	15	5								5	26	68
		10.1 ~ 20.0	9	13	26	11	2				1	9	19	5	95
		20.1 ~ 30.0				19	25	19	9	9	28	22	6		137
	Daily Mean Temp.	30.1				4	11	22	22	1					60
		- 5.0												11	20
		- 4.9 ~ 0.0	7	2											
		0.1 ~ 10.0	20	25	29	2						2	20	20	118
	Daily Min. Temp.	10.1 ~ 20.0		1	2	27	22	8			7	24	10		101
		20.1				1	9	22	31	31	23	5			122
		- 15.0												11	22
		- 14.9 ~ - 5.0	7	4											
	Daily Max. Precip.	- 4.9 ~ 0.0	15	20	14	1						1	9	19	79
		0.1 ~ 10.0	4	4	17	23	9				1	8	21	1	88
		10.1				6	22	30	31	31	29	22			171
		0.1mm	4	5	8	8	3	4	14	9	6	7		2	70
	Hourly Max. Precip.	10.0mm		1		5	2	1	4	3	3	2		1	22
		30.0mm				2			2		2	1			7
		80.0mm									1				1
		100.0mm													
	Daily Max. Wind Speed	1.0mm	2	5	6	6	3	4	11	8	5	6		2	58
6.0mm				1	3	1		5	3	2	1		1	17	
10.0mm					1			4	1	2	1		1	10	
20.0mm								2	1	1				4	
Daily Max. Wind Speed	30.0mm														
	0.5 ~ 3.3%	1								1	1			3	
	3.4 ~ 7.9%	15	14	21	20	27	28	29	29	24	26	22	16	271	
	8.0 ~ 13.8%	9	14	10	10	4	2	2	2	5	3	8	15	84	
10 - Day Summary	Mean Temp.	13.9%	1								1			2	
		1st	48	27	52	125	176	200	262	280	218	192	119	15	
		2nd	1	44	77	151	183	217	276	249	210	164	65	- 9	
	Mean Max. Temp.	3rd		37	80	152	204	234	269	253	193	136	67	20	
		1st	107	85	118	185	242	274	301	343	276	243	201	78	
		2nd	60	109	157	216	259	289	333	293	264	204	131	48	
	Mean Min. Temp.	3rd		97	135	223	286	291	327	314	266	200	133	79	
		1st	- 6	- 33	- 9	66	109	136	237	236	171	149	45	- 42	
		2nd	- 47	- 27	4	89	116	155	229	219	162	127	1	- 64	
	Mean Wind Speed	3rd		- 21	30	77	129	185	224	199	133	77	3	- 37	
		1st	14	21	20	19	16	17	17	15	13	13	14	17	
		2nd	20	21	15	19	14	17	17	14	16	14	17	19	
Total Precip.	3rd		17	14	16	16	14	13	15	14	18	15	18		
	1st	35	35	90	980	200	105	775	165	395	540		10		
	2nd		125	50	510	105	75	90	420	1015	155				
(0.1mm)	3rd	30	220	135	25		50	440	335	125	30		210		

Element		1	2	3	4	5	6	7	8	9	10	11	12				
(0.1 )	Air Temp.	Mean	6	23	67	140	182	217	263	254	201	150	71	1	131		
		Mean Max.	76	95	144	222	270	300	324	320	278	227	156	71	207		
		Mean Min.	- 48	- 41	- 1	69	106	152	226	208	145	99	5	- 53	72		
		Highest	144	162	213	294	349	361	365	381	311	302	225	137	381		
		Date	8	16	30	16	29	19	22	6	25	10	8	3	08/06		
		Lowest	- 114	- 64	- 46	0	70	97	189	133	61	- 4	- 46	- 107	- 114		
		Date	15	21	3	2	27	4	13	31	30	31	19	14	01/15		
(0.1mm)	Precip.	00~24h Total	95	545	420	715	320	935	2720	2775	855	1200		205	10785		
		Highest. 1	Daily	45	355	135	180	205	630	960	1225	465	495		170	1225	
			Date	29	22	25	5	9	25	5	21	11	1		24	08/21	
			Hourly	20	60	55	75	45	500	520	365	115	110		70	520	
(0.1%)	Wind	Mean Speed	12	14	11	11	9	8	6	6	7	7	10	13	10		
		Highest Gust Speed * Dir.	120	150	133	111	133	90	110	96	87	103	147	143	150		
(0.1%)	Wind Directions Only	Date	14	10	9	12	15	1	14	24	16	29	24	24	02/10		
		Hourly Occurrence Maximum Speed	47	59	46	54	46	20	24	23	13	36	45	54	59		
		NNE	46	37	33	41	34	27	11	15	11	7	39	40	46		
		NE	24	21	28	30	21	8	7	7	13	15	15	34	34		
		ENE	14	32	14	15	17	8	11	9	9	7	20	17	32		
		E	15	23	20	23	14	17	18	17	11	13	9	16	23		
		ESE	26	43	43	30	21	18	19	29	16	17	23	27	43		
		SE	28	31	30	31	29	24	21	32	21	23	39	26	39		
		SSE	30	36	37	28	28	30	24	23	23	27	27	29	37		
		S	34	35	47	31	27	28	19	22	23	24	30	30	47		
		SSW	21	24	27	31	24	27	19	22	23	14	25	25	31		
		SW	28	17	32	27	20	21	15	18	16	24	12	14	32		
		WSW	17	20	25	9	17	27	7	5	21	6	18	30	30		
		W	32	9	24	24	8	9	10	13	5	12	29	17	32		
		WNW	57	39	34	42	25	17	13	21	23	23	44	44	57		
		NW	42	38	46	48	33	28	17	21	38	44	30	36	48		
		NNW	41	59	51	54	40	36	16	17	38	48	44	47	59		
		(0.1%)	Hourly Occurrence Percentage	CALM	228	246	312	288	376	444	513	506	488	500	290	183	365
				NNE	124	99	82	79	50	24	20	23	38	39	88	155	68
				NE	47	41	17	36	26	8	5	16	8	8	40	77	27
ENE	15			12	8	14	11	10	3	5	8	1	8	23	10		
E	13			9	8	3	8	3	4	5	8	4	13	9	7		
ESE	8			9	24	17	13	14	13	16	8	15	11	16	14		
SE	28			46	27	47	32	28	51	36	31	30	33	34	35		
SSE	40			65	39	83	55	75	77	70	47	60	73	52	61		
S	91			158	151	132	123	147	80	83	85	91	131	113	115		
SSW	120			65	93	64	80	83	50	73	70	67	67	71	75		
SW	24			24	31	17	24	38	20	20	29	23	28	22	25		
WSW	15			11	23	6	12	18	11	13	15	17	6	12	13		
W	7			6	7	10	11	4	3	3	4	4	3	15	6		
WNW	12			6	9	8	7	6	3	1	1	7	6	12	7		
NW	17			23	20	14	11	8	3	12	18	13	24	16	15		
NNW	48	58	40	46	54	45	70	65	65	55	46	51	54				
N	161	122	109	138	108	46	74	51	75	65	134	140	102				

Element		1	2	3	4	5	6	7	8	9	10	11	12		
Number of Days With Classified	Daily Max. Temp.	0.0													
		0.1 ~ 10.0	21	16	6								3	26	72
		10.1 ~ 20.0	10	11	23	7	2					7	20	5	85
		20.1 ~ 30.0			2	23	22	15	8	7	27	23	7		134
	Daily Mean Temp.	30.1					7	15	23	24	3	1			73
		- 5.0	1												1
		- 4.9 ~ 0.0	14	5	1									15	35
		0.1 ~ 10.0	16	22	29	2						2	25	16	112
	Daily Min. Temp.	10.1 ~ 20.0			1	28	24	8			13	25	5		104
		20.1					7	22	31	31	17	4			112
		- 15.0	16	10										17	43
		- 14.9 ~ - 5.0	12	15	17	1						1	13	12	71
	Daily Precip.	- 4.9 ~ 0.0	3	2	14	23	13	1			2	16	17	2	93
		0.1 ~ 10.0				6	18	29	31	31	28	14			157
		10.1	6	6	10	10	7	10	18	13	5	8		3	96
		0.1mm			1	1	4	1	2	7	6	2	3	1	28
	Hourly Max. Precip.	10.0mm			1				1	2	3	1	2		10
		30.0mm						1	2	3	1	2			2
		80.0mm							1	1					1
		100.0mm									1				1
Daily Max. Wind Speed	1.0mm	3	6	6	9	3	6	15	13	5	6		2	74	
	6.0mm		1		1			2	6	5	2	2	1	20	
	10.0mm							1	4	3	1	2		11	
	20.0mm							1	2	2				5	
Daily Max. Wind Speed	30.0mm						1	2	1					4	
	0.5 ~ 3.3%			2		2		4	2	3	3			16	
	3.4 ~ 7.9%	21	16	20	17	23	29	24	28	25	25	21	17	266	
	8.0 ~ 13.8%	10	10	9	13	6	1	3	1	2	3	8	13	79	
10 - Day Summary	Mean Temp.	13.9%		1								1	1	3	
		1st	43	13	44	130	166	199	253	278	213	188	104	10	
		2nd	- 15	27	76	142	175	219	263	248	203	146	56	- 18	
	Mean Max. Temp.	(0.1 )													
		3rd	- 9	29	80	149	202	233	274	239	188	119	53	11	
		1st	117	72	121	207	245	284	308	349	282	255	201	80	
	Mean Min. Temp.	2nd	54	105	169	223	264	308	328	299	276	215	134	50	
		(0.1 )													
		3rd	59	109	143	236	298	306	335	313	276	213	132	81	
	Mean Wind Speed	1st	- 10	- 38	- 23	64	100	125	225	230	165	143	30	- 44	
		2nd	- 66	- 48	- 7	74	99	151	220	214	146	107	- 9	- 72	
		(0.1 )													
Total Precip.	3rd	- 65	- 35	23	69	117	180	232	182	124	52	- 5	- 43		
	1st	10	14	14	11	9	10	5	7	6	6	9	11		
	2nd	13	15	11	13	9	8	7	5	9	6	12	14		
(0.1%)	3rd	12	12	10	11	8	7	6	7	6	8	11	13		
	1st	25	60	60	365	270	200	2150	230	310	920		30		
	2nd	10	130	80	290	40	60	400	1120	465	275				
(0.1mm)	3rd	60	355	280	60	10	675	170	1425	80	5		175		

Element		1	2	3	4	5	6	7	8	9	10	11	12				
(0.1 )	Air Temp.	Mean	34	46	82	146	188	213	255	273	228	174	102	32	148		
		Mean Max.	74	88	122	190	232	248	289	309	266	213	147	72	188		
		Mean Min.	- 5	4	43	111	152	186	233	245	192	141	57	- 8	113		
		Highest	126	145	181	250	299	298	321	357	293	267	218	124	357		
		Date	8	20	30	30	30	15	24	7	25	3	8	24	08/07		
		Lowest	- 65	- 37	- 14	38	124	158	211	209	132	46	1	- 49	- 65		
		Date	15	12	8	2	3	4	27	27	30	31	19	14	01/15		
(0.1mm)	Precip.	00~24h Total	85	380	255	780	525	435	1415	2395	1105	1060		165	8600		
		Highest. 1 Daily	50	290	60	320	200	120	365	610	525	525		145	610		
		Date	29	22	29	5	12	29	5	20	11	2		24	08/20		
		Hourly Date	25	55	25	65	150	50	340	485	115	245		85	485		
(0.1%)	Wind	Mean Speed	27	30	26	25	22	22	17	21	21	22	27	31	24		
		Highest Gust Speed	150	150	131	158	118	104	115	118	100	139	314	146	314		
		* Dir.	SSE	SE	SW	ENE	SE	NE	SE	E	SSE	SW	SSE	W	SSE		
(0.1%)	Wind Directions Only	Date	20	10	21	14	15	5	11	21	29	22	3	26	11/03		
		Hourly Occurrence Maximum Speed	33	53	66	89	73	81	54	75	58	60	34	25	89		
		NNE	32	40	58	77	63	38	68	77	52	25	28	21	77		
		NE	16	76	73	111	47	26	62	79	29	36	50	16	111		
		ENE	42	94	32	74	37	28	57	74	19	47	101	13	101		
		E	77	82	79	81	77	68	77	57	54	66	77	51	82		
		ESE	96	92	96	85	89	61	41	48	55	79	93	86	96		
		SE	90	84	71	97	67	57	60	47	61	73	78	87	97		
		SSE	55	55	48	50	33	54	25	32	56	49	78	81	81		
		S	81	66	82	80	60	40	18	65	63	61	59	49	82		
		SSW	58	94	74	70	35	13	39	48	59	69	68	51	94		
		SW	60	28	55	24	10	11		45	53	64	65	76	76		
		WSW	26	36	26	34	42	19	28	41	38	46	42	97	97		
		W	22	26	24	33	29	36	27	26	36	30	15	84	84		
		WNW	14	17	25	34	27	32	27	30	28	41	11	61	61		
		NW	12	44	45	55	57	56	43	43	28	72	23	58	72		
		NNW	28	35	39	52	39	43	41	48	38	34	27	28	52		
		(0.1%)	Hourly Occurrence Percentage	CALM	36	51	77	61	87	104	67	75	97	69	47	19	66
				NNE	17	40	62	63	79	153	94	152	72	27	20	10	66
				NE	7	12	31	31	28	24	59	52	31	8	14	23	27
				ENE	8	13	11	33	8	21	27	38	24	15	11	10	18
				E	17	6	15	28	12	24	39	46	11	16	14	6	20
				ESE	46	61	50	31	38	43	30	42	44	36	52	16	41
				SE	203	211	195	125	155	61	35	95	113	77	172	62	125
				SSE	187	231	142	114	101	68	17	78	94	90	206	132	121
				S	151	156	95	82	56	35	8	60	72	110	131	93	87
				SSW	125	68	67	38	24	26	8	47	85	151	95	67	67
SW	42			22	27	25	12	6	3	20	50	89	71	62	36		
WSW	26			9	20	17	9	11		22	54	83	45	107	33		
W	59			27	50	47	44	32	44	65	97	99	56	164	65		
WNW	39			49	63	81	97	65	108	77	96	70	43	123	76		
NW	15			18	42	64	89	107	108	46	28	28	10	52	51		
NNW	4	15	28	100	97	129	228	42	10	16	6	39	60				
N	19	10	26	63	63	92	125	44	22	16	8	13	42				

Element		1	2	3	4	5	6	7	8	9	10	11	12		
Number of Days With Classified	Daily Max. Temp.	0.0													
		0.1 ~ 10.0	23	20	6							2	25	76	
		10.1 ~ 20.0	8	8	25	21	1					10	25	6	104
		20.1 ~ 30.0				9	30	30	24	12	30	21	3		159
	30.1							7	19					26	
	Daily Mean Temp.	- 5.0													
		- 4.9 ~ 0.0	4	2										4	10
		0.1 ~ 10.0	27	25	25	2							15	27	121
		10.1 ~ 20.0		1	6	28	25	6			2	23	15		106
	20.1					6	24	31	31	28	8			128	
	Daily Min. Temp.	- 15.0													
		- 14.9 ~ - 5.0	2												2
		- 4.9 ~ 0.0	16	12	2									21	51
		0.1 ~ 10.0	13	16	29	6						5	28	10	107
	10.1				24	31	30	31	31	30	26	2		205	
	Daily Precip.	0.1mm	2	4	7	6	7	5	12	10	6	7		2	68
		10.0mm		1		3	3	4	6	5	2	3		1	28
		30.0mm				1			1	4	2	1			9
80.0mm															
100.0mm															
Hourly Max. Precip.	1.0mm	2	5	5	6	4	4	10	8	6	7		2	59	
	6.0mm				2	1		4	5	2	2		1	17	
	10.0mm					1		3	5	2	1			12	
	20.0mm							2	3		1			6	
	30.0mm							1	2					3	
Daily Max. Wind Speed	0.5 ~ 3.3%														
	3.4 ~ 7.9%	17	15	17	13	18	20	25	21	22	16	17	11	212	
	8.0 ~ 13.8%	13	11	14	15	13	10	6	10	8	14	11	18	143	
	13.9%	1	2		2						1	2	2	10	
10 - Day Summary	Mean Temp.	1st	68	34	61	133	176	205	248	289	234	205	134	43	
		2nd	18	53	91	150	185	210	258	259	234	174	84	14	
		3rd	19	53	93	157	200	224	259	270	216	147	89	40	
	Mean Max. Temp.	1st	107	72	101	177	219	246	275	331	268	240	185	83	
		2nd	59	100	135	193	230	247	293	287	269	208	129	53	
		3rd	59	93	130	200	246	253	299	309	262	194	127	78	
	Mean Min. Temp.	1st	31	1	19	95	143	173	232	258	201	174	84	3	
		2nd	-21	-1	49	114	147	181	233	237	198	148	40	-25	
		3rd	-23	12	59	123	164	205	235	240	178	104	47	-2	
	Mean Wind Speed	1st	21	34	34	22	24	26	19	21	16	17	23	28	
		2nd	32	31	22	30	23	21	17	19	24	24	28	36	
		3rd	29	24	23	22	20	19	16	24	21	24	29	30	
Total Precip.	1st	35	75	55	550	300	210	1025	135	480	910		20		
	2nd		15	35	190	205	100	175	1290	570	140				
	3rd	50	290	165	40	20	125	215	970	55	10		145		

		Element	1	2	3	4	5	6	7	8	9	10	11	12			
(0.1 )	Air Temp.	Mean	26	43	79	143	188	213	264	265	215	173	93	19	143		
		Mean Max.	84	99	135	198	251	267	305	311	268	224	159	81	199		
		Mean Min.	-33	-21	17	84	124	165	232	226	165	124	26	-42	89		
		Highest	136	165	182	252	331	313	351	377	298	282	235	132	377		
		Date	4	17	30	30	30	15	22	7	8	10	8	24	08/07		
		Lowest	-95	-52	-35	15	71	123	176	157	84	8	-24	-94	-95		
		Date	26	15	7	3	3	5	27	31	30	31	24	14	01/26		
(0.1mm)	Precip.	00~24h Total	85	375	210	1020	355	415	1390	1005	1910	1040		140	7945		
		Highest. 1	60	255	65	345	140	145	745	320	1320	635		135	1320		
		Daily	29	22	1	6	9	29	4	14	11	2		24	09/11		
		Date	29	22	1	6	12	20	4	20	11	2		24	09/11		
(0.1%)	Wind	Mean Speed	20	23	20	20	18	18	16	18	18	18	17	19	19		
		Highest Gust Speed	140	139	120	125	111	96	95	89	120	138	128	148	148		
		* Dir.	NW	WNW	NW	NW	NW	NW	W	S	NW	WNW	NW	W	W		
(0.1%)	Wind Directions Only	Date	20	10	6	18	7	8	24	5	28	30	30	11	12/11		
		Hourly Occurrence Maximum Speed	52	21	35	28	20	17	12	26	26	37	26	16	52		
		NNE	20	26	39	29	29	27	15	25	25	28	24	37	39		
		NE	51	35	54	60	49	44	50	52	57	51	22	38	60		
		ENE	54	36	48	89	46	46	48	51	68	75	35	38	89		
		E	36	38	24	27	31	32	43	31	54	41	20	15	54		
		ESE	33	25	24	19	30	36	39	34	23	24	26	18	39		
		SE	36	30	51	52	60	49	28	50	45	30	36	28	60		
		SSE	29	35	45	47	40	38	32	43	48	42	31	26	48		
		S	37	43	44	49	43	43	35	39	38	37	33	24	49		
		SSW	34	52	52	51	43	40	39	49	33	31	42	40	52		
		SW	39	50	40	49	44	43	45	50	30	30	39	35	50		
		WSW	59	58	54	64	41	43	37	32	32	32	45	76	76		
		W	62	69	61	51	46	38	38	33	35	43	56	71	71		
		WNW	71	59	58	56	56	39	32	41	51	78	71	69	78		
		NW	61	55	60	40	27	27	15	26	40	51	59	58	61		
		NNW	48	50	49	39	24	22	18	26	40	37	43	40	50		
		(0.1%)	Hourly Occurrence Percentage	CALM	142	109	112	107	106	125	157	104	129	132	192	175	133
				NNE	43	33	47	38	55	43	16	50	57	56	65	40	45
				NE	50	34	46	44	63	43	17	66	75	74	52	50	51
				ENE	44	76	121	69	82	94	56	166	168	155	33	31	91
				E	67	37	51	53	28	79	46	102	135	171	17	11	66
				ESE	17	13	8	14	13	35	12	30	49	44	11	7	21
				SE	5	12	9	17	16	26	13	22	7	26	7	5	14
				SSE	19	13	44	38	55	82	38	59	28	22	10	17	35
				S	23	21	48	32	54	58	42	48	31	17	25	30	36
				SSW	28	33	62	71	46	61	65	52	47	39	33	12	46
SW	31			49	59	85	101	74	89	36	46	35	49	28	57		
WSW	43			52	34	83	81	67	149	76	36	34	53	38	62		
W	65			63	40	90	105	46	145	30	26	13	54	77	63		
WNW	113			125	71	63	50	39	73	32	24	19	75	118	66		
NW	126			161	75	49	31	15	19	18	25	30	117	156	68		
NNW	101			110	85	68	24	39	15	30	35	44	117	130	66		
N	82	60	87	81	90	74	48	77	83	90	89	75	78				

Element		1	2	3	4	5	6	7	8	9	10	11	12			
Number of Days With Classified	Daily Max. Temp.	0.0														
		0.1 ~ 10.0	20	16	2							2	23	63		
		10.1 ~ 20.0	11	12	29	15	2					7	22	8	106	
		20.1 ~ 30.0				15	27	28	11	11	30	24	6		152	
	Daily Mean Temp.	30.1					2	2	20	18					42	
		- 5.0														
		- 4.9 ~ 0.0	8	2											5	15
		0.1 ~ 10.0	23	25	28	2						2	18	26	124	
	Daily Min. Temp.	10.1 ~ 20.0		1	3	28	26	8			4	22	12		104	
		20.1					5	22	31	29	26	7			120	
		- 15.0														
		- 14.9 ~ - 5.0	11	1											14	26
	Daily Max. Precip.	- 4.9 ~ 0.0	15	22	8									7	16	68
		0.1 ~ 10.0	5	5	23	18	5				1	8	23	1	89	
		10.1				12	26	30	31	29	29	23			180	
		0.1mm	3	6	7	7	3	5	14	13	4	6		2	70	
	Hourly Max. Precip.	10.0mm		1		4	2	3	3	3	3	3		1	23	
		30.0mm				1			1	1	2	1			6	
		80.0mm									1				1	
		100.0mm									1				1	
1.0mm		2	5	5	7	3	4	12	10	4	6		1	59		
Daily Max. Wind Speed	6.0mm			1	2		1	2	4	3	2		1	16		
	10.0mm				1			2	1	3	1			8		
	20.0mm							1		1	1			3		
	30.0mm							1		1				2		
	0.5 ~ 3.3%							1	1	1				3		
Daily Max. Wind Speed	3.4 ~ 7.9%	16	11	19	17	26	27	28	25	22	19	15	10	235		
	8.0 ~ 13.8%	14	16	12	13	5	3	2	3	7	12	15	20	122		
	13.9%	1	1										1	3		
	10 - Day Summary	Mean Temp.	1st	59	34	61	128	174	203	254	291	225	201	125	28	
2nd			8	47	84	149	186	209	270	255	222	174	79	2		
3rd			11	50	91	150	203	228	267	256	199	147	76	28		
Mean Max. Temp.		1st	116	86	118	180	234	263	284	342	274	253	199	92		
		2nd	65	110	151	203	247	266	315	292	268	213	139	60		
		3rd	71	103	136	211	271	272	314	306	262	208	138	91		
Mean Min. Temp.		1st	- 2	- 21	- 2	76	112	149	236	247	176	156	50	- 35		
		2nd	- 45	- 28	9	91	119	156	234	226	173	136	18	- 56		
		3rd	- 51	- 12	43	85	139	190	225	210	146	84	11	- 35		
Mean Wind Speed		1st	19	24	24	22	19	21	15	19	15	16	14	19		
		2nd	22	24	17	21	18	19	18	17	24	20	20	21		
		3rd	20	20	20	19	17	15	15	17	16	19	16	17		
Total Precip.	1st	20	60	70	600	235	110	1055	180	470	835		5			
	2nd		60	40	365	120	125	105	685	1320	205					
	3rd	65	255	100	55		180	230	140	120			135			

Element		1	2	3	4	5	6	7	8	9	10	11	12					
(0.1 )	Air Temp.	Mean	44	55	89	144	180	200	251	267	227	183	115	39	150			
		Mean Max.	85	103	135	186	221	232	282	299	257	214	154	80	187			
		Mean Min.	11	14	55	115	149	176	227	247	204	157	79	1	120			
		Highest	153	176	190	227	299	283	325	352	286	272	241	139	352			
		Date	2	17	30	29	30	23	24	7	12	11	8	24	08/07			
		Lowest	-71	-49	-21	55	122	144	207	206	149	78	-8	-48	-71			
		Date	15	11	8	2	9	2	6	31	29	30	19	13	01/15			
(0.1mm)	Precip.	00~24h Total	205	520	285	1360	355	1200	1250	1725	2690	750		155	10495			
		Highest. 1	105	445	70	540	185	525	570	820	1325	365		155	1325			
		Daily	29	22	20	6	9	7	4	14	11	2		24	09/11			
		Date	29	22	31	17	9	29	4	14	11	2		24	09/11			
(0.1%)	Wind	Mean Speed	28	27	27	33	28	28	31	29	29	36	24	23	29			
		Highest Gust Speed	149	143	141	204	108	151	134	122	224	204	117	186	224			
		Dir.	NW	NW	NE	SSW	SW	SW	WSW	SW	SSW	NE	WNW	SSW	SSW			
		Date	5	20	31	6	12	7	10	21	11	22	10	24	09/11			
(0.1%)	Wind Directions Only	Hourly Occurrence Maximum Speed	NNE	75	47	60	100	60	87	61	80	101	127	52	38	127		
			NE	105	54	83	102	67	70	65	79	98	116	39	53	116		
			ENE	11	57	61	46	36	44	38	63	46	60	24	14	63		
			E	23	28	68	39	19	26	5	39	38	34	26	24	68		
			ESE	25	37	25	31	26	69	16	41	44	64	20	20	69		
			SE	22	28	23	15	25	18	10	32	40	23	20	15	40		
			SSE	13	34	26	31	24	47	17	29	89	109	19	21	109		
			S	25	30	11	13	20	52		41	89	96	29	17	96		
			SSW	33	94	42	132	26	53	24	72	43	87	23	107	132		
			SW	31	41	83	152	62	48	94	77	116	41	36	25	152		
			WSW	42	91	52	74	77	70	79	64	102	60	50	87	102		
			W	56	99	48	67	67	60	60	57	72	46	60	53	99		
			WNW	53	71	49	61	59	44	56	51	54	43	60	67	71		
			NW	51	47	34	44	45	38	28	38	35	53	56	47	56		
			NNW	41	36	39	33	23	33	16	33	40	40	34	46	46		
			N	61	49	48	50	43	23	46	43	52	58	52	52	61		
			(0.1%)	Hourly Occurrence Percentage	CALM	8	7	17	26	22	18	17	13	22	8	15	11	16
					NNE	116	68	97	88	134	291	137	234	274	390	75	39	162
					NE	77	89	160	118	87	140	77	198	175	204	38	30	116
					ENE	5	22	66	22	9	34	15	87	35	26	17	4	29
					E	5	7	12	3	7	11	1	38	10	5	10	5	10
					ESE	7	3	13	10	7	17	5	16	8	5	10	4	9
					SE	9	15	15	7	19	6	3	5	7	3	13	4	9
					SSE	4	22	8	4	3	7	5	4	11	11	3	12	8
S	11	13			3	4	7	14		12	17	9	18	8	10			
SSW	26	30			28	35	14	14	3	17	17	11	7	20	18			
SW	23	22			34	54	35	46	23	48	33	20	36	22	33			
WSW	47	100			105	235	237	166	276	94	39	19	81	40	120			
W	85	88			93	169	236	132	298	101	89	28	142	93	130			
WNW	192	231			152	104	118	48	103	50	79	43	217	284	135			
NW	165	131			55	33	24	27	19	13	36	26	164	237	77			
NNW	66	63			51	35	19	14	3	20	38	54	63	74	41			
N	155	88	91	53	23	15	15	48	111	138	94	114	79					



Element		1	2	3	4	5	6	7	8	9	10	11	12		
Number of Days With Classified	Daily Max. Temp.	0.0													
		0.1 ~ 10.0	22	15	2							2	22	63	
		10.1 ~ 20.0	9	13	29	21	5	2				10	24	9	122
		20.1 ~ 30.0				9	26	27	22	17	30	21	4		156
	Daily Mean Temp.	30.1							9	14					23
		- 5.0												4	10
		- 4.9 ~ 0.0	4	2											4
		0.1 ~ 10.0	27	24	22	1							11	27	112
	Daily Min. Temp.	10.1 ~ 20.0		2	9	29	26	14			1	23	19		123
		20.1					5	15	31	31	29	8			119
		- 15.0													
		- 14.9 ~ - 5.0	3												3
	Daily Precip.	- 4.9 ~ 0.0	10	10	2								1	19	42
		0.1 ~ 10.0	18	18	29	5						3	18	12	103
		10.1				25	31	29	31	31	30	28	11		216
		0.1mm	4	4	9	7	5	6	12	9	5	7		1	69
	Hourly Max. Precip.	10.0mm	1	1		5	1	3	3	4	4	3		1	26
		30.0mm		1		2		2	2	2	3	1			13
		80.0mm								1	1				2
		100.0mm									1				1
		1.0mm	4	3	7	6	5	4	10	8	5	6		1	59
Daily Max. Wind Speed	6.0mm		1		2		2	3	5	4	1			18	
	10.0mm				1		2	2	3	4	1			13	
	20.0mm						1	1	1	3				6	
	30.0mm							1		1				2	
Daily Max. Wind Speed	0.5 ~ 3.3%														
	3.4 ~ 7.9%	11	15	15	12	11	13	17	16	14	8	18	15	165	
	8.0 ~ 13.8%	18	12	15	15	20	15	14	15	12	20	12	15	183	
10 - Day Summary	Mean Temp.	13.9%	2	1	1	3		1			4	3	1	16	
		1st	79	41	70	132	167	190	238	282	234	210	152	50	
		2nd	22	64	101	147	178	196	256	259	232	180	94	18	
	Mean Max. Temp.	(0.1 )	32	62	95	154	194	215	258	262	213	161	98	50	
		1st	116	89	120	168	211	229	259	315	266	238	191	92	
		2nd	62	113	146	189	215	226	291	289	261	212	134	57	
	Mean Min. Temp.	3rd	76	107	139	200	235	243	295	294	244	196	137	90	
		1st	54	5	28	103	141	163	220	260	211	184	117	10	
		2nd	- 14	14	71	117	148	170	229	243	212	160	56	- 21	
	Mean Wind Speed	(0.1 )	- 6	24	66	124	156	197	232	238	190	130	64	13	
		1st	32	22	25	41	30	29	37	28	25	32	24	22	
		2nd	27	30	28	31	28	32	30	27	39	42	22	24	
Total Precip.	(0.1%)	26	28	29	28	25	23	26	30	24	34	26	23		
	1st	100	40	50	765	250	540	1110	240	755	595				
	2nd		35	70	490	105	110	130	960	1405	155				
(0.1mm)	3rd	105	445	165	105		550	10	525	530			155		

Element		1	2	3	4	5	6	7	8	9	10	11	12				
(0.1 )	Air Temp.	Mean	38	49	83	137	171	196	241	255	210	158	87	11	136		
	Mean Max.	77	95	125	175	212	237	272	292	249	197	129	50	176			
	Mean Min.	1	6	49	106	139	167	218	228	180	128	44	-30	103			
	Highest	121	165	172	234	272	279	328	334	283	258	208	118	334			
	Date	2	17	30	16	30	23	22	6	9	10	8	24	08/06			
	Lowest	-76	-61	-27	52	107	123	199	183	109	48	-35	-83	-83			
	Date	15	11	8	2	26	4	11	31	30	31	19	12	12/12			
(0.1mm)	Precip.	00~24h Total	180	450	295	1225	715	565	2940	825	4550	895	50	12690			
	Highest. 1	Daily	80	285	80	345	410	295	2425	290	3585	500	50	3585			
	Date	29	22	20	17	12	29	4	14	11	2	24	09/11				
	Hourly	45	55	60	100	195	120	980	140	1160	140	35	1160				
(0.1%)	Wind	Mean Speed	30	32	30	32	28	30	29	30	29	36	25	27	30		
	Highest Gust Speed	130	150	121	167	122	110	135	115	151	164	140	137	167			
	Dir.	NNW	WNW	ENE	SW	ENE	ENE	S	ENE	S	NE	NW	S	SW			
(0.1%)	Wind Directions Only	Date	14	23	21	6	1	16	11	31	11	22	19	24	04/06		
		Hourly Occurrence Maximum Speed	42	32	57	40	30	24	22	38	45	63	32	25	63		
		NNE	73	41	66	93	54	58	70	61	81	105	38	15	105		
		NE	64	57	77	107	70	74	78	72	99	86	41	16	107		
		ENE	16	51	53	68	76	55	51	49	76	62	34	16	76		
		E	23	46	48	32	53	33	19	44	32	44	21	22	53		
		ESE	16	22	21	19	22	40	14	18	66	49	8		66		
		SE	18	24	31	30	23	30	17	32	27	42	19	20	42		
		SSE	18	20	40	61	35	70	18	37	33	50	25	75	75		
		S	23	54	62	105	56	70	91	63	43	55	34	76	105		
		SSW	24	47	34	69	61	69	65	48	40	24	25	25	69		
		SW	67	75	52	61	71	58	52	62	55	35	56	38	75		
		WSW	45	56	52	56	50	39	37	45	37	28	44	40	56		
		W	63	59	56	57	46	37	27	23	39	60	44	52	63		
		WNW	72	69	58	62	58	57	12	33	48	80	85	71	85		
		NW	78	59	66	50	29	14	22	39	64	57	79	61	79		
		NNW	52	50	42	30	25	14	10	27	42	44	32	44	52		
		(0.1%)	Hourly Occurrence Percentage	CALM	7	14	30	6	26	19	16	30	122	12	26	44	29
				NNE	67	33	63	33	22	21	4	42	117	153	50	12	52
				NE	79	17	75	40	51	53	55	138	134	273	32	5	80
ENE	17			18	87	125	109	283	132	292	207	191	26	3	125		
E	7			38	77	58	75	126	60	196	76	61	17	3	67		
ESE	5			20	20	6	11	11	7	22	13	12	8	7	12		
SE	4			15	5	8	7	4	3	1	3	13	3		6		
SSE	12			5	11	8	3	13	7	7	13	15	4	4	8		
S	4			5	12	32	16	32	12	17	27	9	3	7	15		
SSW	3			20	62	135	67	60	52	44	27	12	3	3	41		
SW	8			35	31	157	211	138	320	52	18	12	32	10	86		
WSW	86			98	90	168	226	135	255	97	74	44	170	55	125		
W	108			112	122	75	99	57	63	26	68	16	187	143	89		
WNW	124			141	65	51	30	26	8	4	17	8	77	162	59		
NW	242	266	113	35	26	8	1	4	23	30	206	329	106				
NNW	122	104	70	33	11	3	3	11	37	48	114	143	58				
N	105	61	67	29	12	11	1	17	25	89	42	71	44				

Element		1	2	3	4	5	6	7	8	9	10	11	12			
Number of Days With Classified	Daily Max. Temp.	0.0												3	3	
		0.1 ~ 10.0	20	17	5								8	27	77	
		10.1 ~ 20.0	11	10	26	27	9					1	21	21	1	127
		20.1 ~ 30.0				3	22	30	29	24	28	10	1			147
		30.1							2	7						9
	Daily Mean Temp.	- 5.0													1	1
		- 4.9 ~ 0.0	5	2											11	18
		0.1 ~ 10.0	26	23	24	2						1	18	19	113	
		10.1 ~ 20.0		2	7	28	30	16			7	28	12		130	
		20.1					1	14	31	31	22	2			101	
	Daily Min. Temp.	- 15.0														
		- 14.9 ~ - 5.0	3	2											10	15
		- 4.9 ~ 0.0	12	9	2									7	14	44
		0.1 ~ 10.0	16	16	29	9						6	20	7	103	
		10.1				21	31	30	31	31	29	25	3		201	
	Daily Precip.	0.1mm	5	6	9	7	3	3	14	9	6	8		1	71	
		10.0mm		1		6	2	3	2	2	5	3			24	
		30.0mm				2	1		1		2	1			7	
		80.0mm							1		1				2	
		100.0mm							1		1				2	
	Hourly Max. Precip.	1.0mm	3	3	8	7	3	4	11	8	6	6		1	60	
6.0mm				1	2	1	1	2	3	5	1			16		
10.0mm					1	1	1	2	1	3	1			10		
20.0mm								2		1				3		
30.0mm								1		1				2		
Daily Max. Wind Speed	0.5 ~ 3.3%															
	3.4 ~ 7.9%	12	5	10	10	14	14	12	13	15	11	14	9	139		
	8.0 ~ 13.8%	19	20	21	16	17	16	19	18	11	18	15	22	212		
	13.9%		2	4						3	2	1		12		
10 - Day Summary	Mean Temp.	1st	72	38	65	127	163	181	231	271	224	185	125	20		
		2nd	18	57	96	141	171	193	242	248	216	156	65	- 12		
		3rd	25	53	89	143	180	214	250	248	191	136	70	23		
	Mean Max. Temp.	1st	107	84	108	163	203	225	255	309	267	226	167	60		
		2nd	59	104	138	182	210	234	271	285	244	189	110	27		
		3rd	66	98	129	181	223	252	287	282	235	179	110	62		
	Mean Min. Temp.	1st	43	0	23	96	135	150	213	241	196	157	82	- 22		
		2nd	- 22	7	62	112	140	161	219	225	189	133	22	- 53		
		3rd	- 16	14	59	112	141	189	222	219	156	97	28	- 16		
	Mean Wind Speed	1st	30	30	30	40	30	31	29	32	24	30	24	26		
		2nd	32	33	29	29	26	37	29	32	41	42	26	28		
		3rd	28	33	31	27	28	22	30	26	25	36	25	26		
Total Precip.	1st	95	100	75	470	305	165	2835	355	550	705					
	2nd		65	80	495	410	105	75	390	3815	180					
	3rd	85	285	140	260		295	30	80	185	10		50			

Element		1	2	3	4	5	6	7	8	9	10	11	12				
(0.1 )	Air Temp.	Mean	51	60	94	142	170	194	245	264	226	186	122	50	150		
	Mean Max.	78	92	125	170	204	222	270	288	251	210	150	78	178			
	Mean Min.	24	27	68	119	147	173	221	247	207	164	93	18	126			
	Highest	128	149	154	197	269	266	305	318	271	250	208	147	318			
	Date	8	16	30	30	30	28	21	6	10	10	8	24	08/06			
	Lowest	-56	-31	-6	72	129	152	203	212	162	88	13	-28	-56			
	Date	15	11	8	2	9	2	5	31	29	30	19	12	01/15			
(0.1mm)	Precip.	00~24h Total	120	425	355	970	350	880	870	1320	1400	700		210	7600		
		Highest. 1	80	300	175	405	185	350	380	610	575	360		210	610		
	Daily	Date	29	22	31	6	9	29	6	22	11	2		24	08/22		
		Hourly	35	65	65	110	45	145	140	470	220	140		90	470		
(0.1%)	Wind	Mean Speed	59	58	54	57	54	54	52	58	57	63	45	55	56		
		Highest Gust Speed	225	212	194	253	180	195	195	176	255	229	212	227	255		
(0.1%)	Dir.		W	WNW	W	E	W	ESE	WSW	W	ESE	E	NW	NW	ESE		
		Date	20	9	9	10	7	21	11	24	15	15	24	11	09/15		
Wind Directions Only	Hourly Occurrence Maximum Speed	NNE	37	32	68	36	22	23	8	61	61	67	47	47	68		
		NE	70	37	38	40	64	22		36	38	70	27	40	70		
		ENE	140	75	126	29	72	94	64	89	131	124	41	28	140		
		E	146	107	131	202	128	138	136	134	189	181	84	33	202		
		ESE	32	113	106	166	129	123	128	139	187	144	59	73	187		
		SE	15	24	106	71	52	95	97	108	109	144	69	13	144		
		SSE			30	52	59	34	32	40	27	81	16		81		
		S	9	19	14	25	62	38	58	19	22	45	25		62		
		SSW			27	68	56	54	69	70	33		40		70		
		SW		82	38	104	61	51	101	57	70	45	62		104		
		WSW	129	170	54	139	99	110	149	119	141	129	72	22	170		
		W	131	131	147	143	140	118	139	114	114	124	102	127	147		
		WNW	162	166	135	88	88	88	58	55	96	66	153	150	166		
		NW	138	135	134	155	74	69	47	52	72	127	156	168	168		
		NNW	108	93	99	72	57	40	38	66	55	105	121	108	121		
		N	64	50	60	52	49	43	4	55	54	75	60	64	75		
		(0.1%)	Hourly Occurrence Percentage	CALM			17	18	16	29	35	16	53	16	21	5	19
				NNE	16	6	26	9	4	6	1	16	39	74	64	55	27
				NE	19	7	18	7	5	3		11	19	42	11	9	13
				ENE	103	30	24	9	12	14	9	24	65	195	13	7	43
E	14			48	170	143	106	313	138	344	300	356	50	3	166		
ESE	14			31	98	55	85	126	65	168	79	44	18	9	66		
SE	3			3	38	40	39	42	20	59	47	20	26	1	28		
SSE					6	19	5	6	4	9	6	4	4		5		
S	1			1	2	6	4	6	4	1	4	1	3		3		
SSW					8	10	4	6	15	7	3		6		5		
SW				6	3	40	9	8	56	15	6	3	7		13		
WSW	19			63	20	97	50	40	172	70	17	8	19	3	48		
W	65			116	112	263	427	207	347	152	75	44	94	17	160		
WNW	202			195	92	118	118	104	105	34	74	36	154	92	110		
NW	190			256	167	84	82	64	27	35	58	35	201	353	128		
NNW	302			195	141	48	24	17	1	22	93	44	203	300	115		
N	53			43	60	33	8	11		17	63	77	106	145	51		

Element		1	2	3	4	5	6	7	8	9	10	11	12			
Number of Days With Classified	Daily Max. Temp.	0.0														
		0.1 ~ 10.0	21	19	2							1	24	67		
		10.1 ~ 20.0	9	9	26	27	15	6				11	27	7	137	
		20.1 ~ 30.0					16	24	30	25	30	20	2		147	
	Daily Mean Temp.	30.1							1	6					7	
		- 5.0														
		- 4.9 ~ 0.0	3	1											1	5
		0.1 ~ 10.0	26	25	14	1							9	29	104	
	Daily Min. Temp.	10.1 ~ 20.0	2	2	13	25	30	17			1	22	21	1	134	
		20.1					1	13	31	31	29	9			114	
		- 15.0														
		- 14.9 ~ - 5.0	1												1	
	Daily Precip.	- 4.9 ~ 0.0	9	5	1										8	23
		0.1 ~ 10.0	20	23	27	3						1	18	23	115	
		10.1				24	31	30	31	31	30	30	12		219	
		0.1mm	2	4	6	5	5	5	11	8	4	8		1	59	
	Hourly Max. Precip.	10.0mm		1	1	4	2	3	2	3	4	3		1	24	
		30.0mm		1		2		1	1	2	2	1			10	
		80.0mm														
		100.0mm														
		1.0mm	2	3	6	4	4	5	9	5	4	4		1	47	
Daily Max. Wind Speed	6.0mm		1	2	3		2	2	2	4	1		1	18		
	10.0mm				1		1	1	2	3	1			9		
	20.0mm								1	1				2		
	30.0mm								1					1		
	0.5 ~ 3.3%										1			1		
Daily Max. Wind Speed	3.4 ~ 7.9%	2	2	4	5	2	6	3		7	3	4	1	39		
	8.0 ~ 13.8%	12	14	10	11	19	14	19	20	13	10	12	15	169		
	13.9%	16	12	13	11	10	10	9	11	9	18	14	15	148		
	1st	86	48		131	157	184	242	274	232	211	155	61			
Mean Temp. (0.1 )	2nd	32	66	104		168	190	246	260	232	184	102	29			
	3rd	38	69	100	150	185	210	246	259	215	167	108	59			
	1st	107	78		158	184	215	262	297	256	233	181	90			
Mean Max. Temp. (0.1 )	2nd	59	101	138		201	215	276	282	252	206	132	59			
	3rd	67	100	128	180	225	238	272	285	244	192	135	84			
	1st	66	20		108	140	162	219	257	212	189	128	27			
Mean Min. Temp. (0.1 )	2nd	- 3	26	77		144	170	219	245	215	166	72	- 4			
	3rd	7	37	76	128	156	188	225	240	192	140	79	30			
	1st	55	57		63	64	62	57	66	49	56	44	51			
Mean Wind Speed (0.1%)	2nd	65	62	44		53	65	46	61	82	74	39	57			
	3rd	57	53	57	52	45	36	52	47	42	59	51	55			
	1st	40	50	15	555	230	220	745	110	580	565					
Total Precip. (0.1mm)	2nd		75	30	300	120	65	100	585	575	135					
	3rd	80	300	310	115		595	25	625	245			210			

Element		1	2	3	4	5	6	7	8	9	10	11	12					
(0.1 )	Air Temp.	Mean	- 2	16	57	134	181	220	261	252	190	140	59	- 6	125			
		Mean Max.	65	87	133	212	259	291	315	309	264	215	146	60	196			
		Mean Min.	- 67	- 52	- 18	52	98	154	223	206	129	88	- 17	- 69	61			
		Highest	132	158	202	287	325	350	348	364	294	296	219	130	364			
		Date	8	16	30	16	29	18	22	5	9	9	7	3	08/05			
		Lowest	- 131	- 96	- 61	- 17	51	92	183	118	47	- 33	- 60	- 145	- 145			
		Date	26	15	3	3	7	4	27	31	30	31	25	14	12/14			
(0.1mm)	Precip.	00~24h Total	55	395	395	475	375	215	1665	1290	1285	855			7005			
		Highest. 1 Daily	25	240	120	120	215	60	345	545	640	280				640		
		Date	8	22	25	11	9	6	8	14	11	2				09/11		
		Hourly	15	45	40	35	45	35	205	175	145	90				205		
	Date	8	20	31	17	5	6	8	21	27	2				07/08			
(0.1%)	Wind	Mean Speed	22	26	19	21	20	20	15	13	11	11	18	23	18			
		Highest Gust Speed	139	130	141	131	142	121	155	101	96	125	135	132	155			
		* Dir.	WNW	NW	NW	W	WNW	SE	WNW	WNW	WNW	NNW	WNW	N	WNW			
	Date	20	9	9	28	7	5	17	24	28	29	24	24	07/17				
(0.1%)	Wind Directions Only	Hourly Occurrence Maximum Speed	NNE	44	49	51	59	37	45	45	44	46	55	52	47	59		
			NE	43	28	36	45	21	26	32	37	50	64	20	22	64		
			ENE	27	25	35	44	11	30	13	20	38	28	19	16	44		
			E	24	9	19	52	21	32	46	31	45	35			7	52	
			ESE	26	17	33	36	35	37	29	23	31	32	23	14	37		
			SE	37	37	54	60	67	71	56	36	39	35	26	30	71		
			SSE	29	35	41	48	44	45	39	32	36	34	27	28	48		
			S	38	30	25	55	43	42	35	35	36	35	29	21	55		
			SSW	12	34	29	31	27	23	24	30	23	16	22	24	34		
			SW	14	17	26	28	23	33	15	23	19	32	23	25	33		
			WSW	31	41	29	37	41	43	36	30	24	16	39	28	43		
			W	59	66	67	55	65	58	66	42	39	45	54	57	67		
			WNW	77	78	71	77	79	60	46	49	56	61	64	70	79		
			NW	58	63	63	59	82	48	44	56	25	55	63	70	82		
			NNW	53	64	69	63	54	37	22	31	25	73	69	76	76		
			N	57	71	69	70	46	46	37	42	42	40	64	57	71		
			(0.1%)	Hourly Occurrence Percentage	CALM	245	196	242	165	272	172	191	254	344	376	268	176	242
					NNE	31	18	42	43	40	38	25	77	65	40	35	30	40
					NE	26	10	28	24	26	22	17	24	40	35	18	9	23
					ENE	15	10	13	17	7	14	7	24	18	28	8	12	15
E	7	3			11	31	16	8	18	11	21	31		4	13			
ESE	7	9			5	22	16	25	32	13	14	24	6	5	15			
SE	7	12			51	63	52	131	136	50	38	32	17	9	50			
SSE	19	28			47	85	70	139	139	85	45	47	47	17	64			
S	16	30			26	60	39	76	102	56	29	43	33	28	45			
SSW	7	13			20	11	12	28	21	19	22	23	6	11	16			
SW	3	6			15	7	11	10	11	12	8	12	15	16	11			
WSW	11	15			22	28	9	14	19	28	28	19	13	12	18			
W	75	107			87	68	75	71	72	44	45	40	83	60	69			
WNW	249	292	210	153	200	124	65	74	95	89	164	251	163					
NW	172	140	93	90	56	44	63	78	54	59	146	191	99					
NNW	66	64	51	79	52	46	33	50	56	55	93	110	63					
N	47	46	38	56	46	39	50	101	79	46	49	56	54					

Element		1	2	3	4	5	6	7	8	9	10	11	12			
Number of Days With Classified	Daily Max. Temp.	0.0	1											1	2	
		0.1 ~ 10.0	23	18	5									4	27	77
		10.1 ~ 20.0	7	10	25	10	3					11	20	3		89
		20.1 ~ 30.0			1	20	25	19	9	10	30	20	6			140
		30.1					3	11	20	21						55
	Daily Mean Temp.	- 5.0													2	2
		- 4.9 ~ 0.0	17	4	1										16	38
		0.1 ~ 10.0	14	24	29	2						4	27	13		113
		10.1 ~ 20.0			1	27	25	6		2	19	26	3			109
		20.1				1	6	24	29	29	11	1				101
	Daily Min. Temp.	- 15.0													4	24
		- 14.9 ~ - 5.0	21	16	5										20	71
		- 4.9 ~ 0.0	9	11	19	3						2	20	7		80
		0.1 ~ 10.0	1	1	7	25	18	2			4	16	6			142
		10.1				2	13	28	29	31	26	13				80
	Daily Precip.	0.1mm	5	5	9	10	5	8	17	11	5	5				21
		10.0mm		2	1	1	1		7	3	3	3				5
		30.0mm							1	2	2					80
		80.0mm														15
		100.0mm														9
Hourly Max. Precip.	1.0mm	1	3	8	9	4	4	15	9	4	5				1	
	6.0mm							8	4	2	1				62	
	10.0mm							5	2	2					15	
	20.0mm							1							9	
	30.0mm														1	
Daily Max. Wind Speed	0.5 ~ 3.3%	1								1	2	1	1		6	
	3.4 ~ 7.9%	12	9	14	4	10	12	23	28	25	25	10	8		180	
	8.0 ~ 13.8%	17	19	16	26	20	18	4	3	4	4	19	22		172	
	13.9%	1		1		1		2							5	
10 - Day Summary	Mean Temp. (0.1 )	1st	31	7	36	119	166	202	254	275	200	179	97	0		
		2nd	- 20	21	63	133	174	221	260	244	195	139	44	- 24		
		3rd	- 15	21	70	149	200	236	268	237	177	106	37	4		
	Mean Max. Temp. (0.1 )	1st	101	70	108	195	238	271	301	331	270	242	198	67		
		2nd	45	95	160	210	253	301	319	293	259	203	125	41		
		3rd	51	98	132	230	282	299	321	305	263	202	115	70		
	Mean Min. Temp. (0.1 )	1st	- 29	- 51	- 33	40	88	135	226	226	147	139	6	- 60		
		2nd	- 82	- 60	- 36	59	91	149	217	214	130	95	- 28	- 93		
		3rd	- 87	- 43	13	57	114	179	226	180	111	35	- 30	- 57		
	Mean Wind Speed (0.1%)	1st	16	28	29	18	21	24	18	13	9	10	15	21		
		2nd	25	27	13	24	20	19	15	11	15	10	21	25		
		3rd	24	22	17	21	19	18	14	14	10	13	18	23		
Total Precip. (0.1mm)	1st	25	20	35	170	280	65	795	25	220	650					
	2nd	10	135	85	265	85	15	445	795	640	205					
	3rd	20	240	275	40	10	135	425	470	425						

		Element	1	2	3	4	5	6	7	8	9	10	11	12			
(0.1 )	Air Temp.	Mean	38	47	84	144	187	209	262	272	223	180	105	33	149		
		Mean Max.	79	90	124	185	236	247	295	311	265	221	156	79	191		
		Mean Min.	- 6	- 1	38	101	142	175	237	240	182	145	49	- 20	107		
		Highest	133	150	167	238	322	302	332	373	286	273	217	135	373		
		Date	8	16	19	30	29	15	24	6	1	2	8	24	08/06		
		Lowest	- 76	- 38	- 17	42	107	137	202	186	109	44	- 22	- 69	- 76		
		Date	15	12	7	2	15	2	27	27	30	31	19	14	01/15		
(0.1mm)	Precip.	00~24h Total	145	425	185	1160	405	970	1390	1905	1730	1350	5	285	9955		
		Highest. 1 Daily	95	315	75	545	160	410	815	840	970	660	5	245	970		
		Date	29	22	31	6	9	29	4	14	6	2	17	24	09/06		
		Hourly Date	45	70	25	170	80	190	420	355	255	470	5	155	470		
(0.1%)	Wind	Mean Speed	26	26	23	21	20	19	16	22	23	27	22	26	23		
		Highest Gust Speed	145	142	138	125	127	111	90	118	142	151	134	124	151		
		* Dir.	WNW	W	W	SW	W	W	WSW	N	N	NE	WNW	W	NE		
(0.1%)	Wind Directions Only	Date	30	9	7	6	25	7	3	31	16	22	4	19	10/22		
		Hourly Occurrence Maximum Speed	60	23	55	48	32	35	21	59	76	93	32	37	93		
		NNE	55	39	45	68	43	48	47	48	52	68	35	10	68		
		NE	34	44	43	53	42	49	39	56	73	56	36	32	73		
		ENE	23	29	42	45	51	43	36	46	61	45	32	24	61		
		E	37	39	53	50	48	45	46	55	44	56	40	17	56		
		ESE	27	29	31	54	42	37	44	54	50	66	40	40	66		
		SE	28	38	36	42	43	39	40	76	59	47	34	37	76		
		SSE	29	42	52	50	44	43	40	48	32	33	33	18	52		
		S	23	26	37	46	44	39	29	27	44	17	32	13	46		
		SSW	24	25	27	61	50	58	34	37	29	21	24	14	61		
		SW	60	65	53	43	46	45	35	41	38	42	53	59	65		
		WSW	63	71	74	58	53	74	45	53	51	53	72	67	74		
		W	87	79	75	48	81	66	29	43	54	74	78	68	87		
		WNW	58	53	45	51	41	37	37	29	45	47	56	59	59		
		NW	58	49	51	49	27	28	17	31	57	78	40	37	78		
		NNW	34	41	37	50	44	37	17	75	60	77	40	52	77		
		N	12	18	24	65	67	86	153	52	53	26	46	38	54		
		(0.1%)	Hourly Occurrence Percentage	CALM	77	40	78	32	59	40	28	35	99	191	21	22	60
				NNE	60	46	65	51	38	65	48	45	71	109	14	9	52
NE	20			27	50	25	42	79	31	110	106	89	6	16	50		
ENE	5			6	22	14	22	58	27	69	54	27	10	7	27		
E	8			12	28	33	28	57	47	54	39	23	18	3	29		
ESE	12			18	27	56	69	79	82	68	29	32	32	13	43		
SE	40			52	87	147	138	143	168	60	63	35	39	23	83		
SSE	20			34	59	53	42	58	87	24	31	23	11	12	38		
S	4			9	20	24	20	32	23	19	17	8	11	1	16		
SSW	9			6	12	25	26	22	44	14	7	7	3	7	15		
SW	22			33	12	31	44	22	36	39	18	8	40	59	30		
WSW	159			165	105	76	103	50	89	109	65	70	166	207	114		
W	192			232	106	95	91	38	51	154	159	137	267	305	152		
WNW	144			122	75	93	52	35	32	65	76	77	157	124	87		
NW	129			101	112	115	101	88	34	42	63	66	103	89	87		
NNW	86	77	118	64	58	46	19	39	51	74	57	66	63				



Element		1	2	3	4	5	6	7	8	9	10	11	12		
Number of Days With Classified	Daily Max. Temp.	0.0													
		0.1 ~ 10.0	20	20	5							2	24	71	
		10.1 ~ 20.0	11	8	26	25	2					8	25	7	112
		20.1 ~ 30.0				5	27	29	17	11	30	23	3		145
	Daily Mean Temp.	30.1					2	1	14	19					36
		- 5.0												4	12
		- 4.9 ~ 0.0	6	2											
		0.1 ~ 10.0	24	24	24	2						1	15	27	117
	Daily Min. Temp.	10.1 ~ 20.0	1	2	7	28	25	10			2	22	15		112
		20.1					6	20	31	30	28	8			123
		- 15.0												5	9
		- 14.9 ~ - 5.0	4												
	Daily Max. Precip.	- 4.9 ~ 0.0	15	15	3								2	19	54
		0.1 ~ 10.0	12	13	28	12						5	26	7	103
		10.1				18	31	30	31	30	30	26	2		198
		0.1mm	4	5	6	8	5	5	12	10	5	6	1	2	69
	Hourly Max. Precip.	10.0mm		1		4	2	3	2	4	2	2		1	21
		30.0mm		1		1		2	1	3	2	2			12
		80.0mm							1	1	1				3
		100.0mm													
	Daily Max. Wind Speed	1.0mm	3	3	4	7	4	4	11	9	5	5		2	57
6.0mm			1		2	1	2	2	7	3	2		1	21	
10.0mm					1		2	1	3	3	2		1	13	
20.0mm								1	3	2	1			7	
Daily Max. Wind Speed	30.0mm							1	1		1			3	
	0.5 ~ 3.3%							1						1	
	3.4 ~ 7.9%	13	9	19	16	22	21	26	16	15	11	16	12	196	
	8.0 ~ 13.8%	16	17	12	14	9	8	5	14	13	19	14	19	160	
10 - Day Summary	Mean Temp.	13.9%	2	2						2	1			7	
		1st	75	34	61	132	177	202	251	294	229	209	137	43	
		2nd	20	53	93	148	184	204	263	261	230	180	88	15	
	Mean Max. Temp.	(0.1 )	21	55	96	153	199	222	270	265	209	154	90	40	
		1st	112	72	102	173	219	244	272	339	268	245	192	91	
		2nd	61	101	139	186	234	242	302	292	270	213	138	59	
	Mean Min. Temp.	3rd	65	97	131	197	252	254	309	307	257	206	139	86	
		1st	30	- 4	14	91	139	165	235	259	192	175	80	- 12	
		2nd	- 23	- 5	43	104	137	164	237	233	188	154	33	- 41	
	Mean Wind Speed	(0.1 )	- 23	7	54	109	150	195	239	230	167	110	34	- 8	
		1st	26	26	28	22	23	25	15	26	19	22	21	23	
		2nd	26	29	19	23	20	18	15	21	30	30	23	28	
Total Precip.	(0.1%)	25	25	21	19	18	14	17	20	21	29	22	26		
	1st	45	95	5	770	260	475	1185	110	1005	1245		40		
	2nd		15	20	240	120	85	145	1405	690	105	5			
(0.1mm)	3rd	100	315	160	150	25	410	60	390	35			245		

Element		1	2	3	4	5	6	7	8	9	10	11	12					
(0.1 )	Air Temp.	Mean	- 7	8	49	131	174	210	255	244	187	134	61	- 9	120			
		Mean Max.	55	76	123	204	253	287	310	303	258	208	137	47	188			
		Mean Min.	- 60	- 49	- 17	58	97	143	216	198	130	80	- 3	- 60	61			
		Highest	116	153	191	280	323	348	350	359	293	287	217	136	359			
		Date	8	16	30	16	29	18	22	5	25	9	7	23	08/05			
		Lowest	- 130	- 85	- 57	- 10	48	82	167	119	54	- 5	- 59	- 119	- 130			
		Date	15	21	3	2	15	4	27	31	30	31	25	14	01/15			
(0.1mm)	Precip.	00~24h Total	50	636	360	826	375	375	1610	1940	1540	795	55	205	8767			
		Highest. 1	Daily	20	290	125	220	210	215	295	550	740	395	35	175	740		
			Date	29	22	25	5	9	26	8	14	11	1	24	24	09/11		
			Hourly	15	81	25	81	60	210	200	300	180	90	15	100	300		
	Date	29	19	29	10	9	26	8	11	27	2	24	24	08/11				
(0.1%)	Wind	Mean Speed	26	27	21	24	21	19	15	15	15	15	22	25	20			
		Highest Gust Speed	128	147	148	132	140	109	106	97	98	124	128	138	148			
		* Dir.	N	NW	W	WSW	NW	NNW	NNW	NNW	SSW	NNE	WSW	WSW	W			
	Date	20	6	9	28	14	1	17	7	16	22	15	11	03/09				
(0.1%)	Wind Directions Only	Hourly Occurrence Maximum Speed	NNE	6	35	15	35	24	25	30	28	18	48	18	26	48		
			NE	24	22	27	29	28	30	25	24	26	43	11	9	43		
			ENE	15	20	17	19	27	28	17	18	21	34	8	11	34		
			E	11	25	12	23	16	22	31	17	17	14	8	8	31		
			ESE	14	21	21	29	24	22	22	19	16	40	8	7	40		
			SE	29	22	20	29	30	32	23	29	34	23	23	14	34		
			SSE	52	36	52	66	54	43	51	42	61	48	35	34	66		
			S	33	25	37	28	37	51	40	38	57	46	27	14	57		
			SSW	31	15	18	37	18	14	14	13	18	32	10	15	37		
			SW	12	12	23	50	55	42	34	36	33	24	49	16	55		
			WSW	22	44	53	60	30	32	36	40	39	40	44	37	60		
			W	50	58	52	52	64	43	25	33	35	42	56	59	64		
			WNW	60	63	58	54	60	42	31	30	33	46	58	59	63		
			NW	66	68	55	51	65	39	57	42	38	41	51	55	68		
			NNW	58	68	57	54	60	52	41	39	46	61	59	62	68		
			N	46	38	31	43	35	25	49	35	30	29	49	42	49		
			(0.1%)	Hourly Occurrence Percentage	CALM	57	33	81	46	79	88	86	139	171	165	52	46	87
					NNE	3	7	8	17	20	23	40	24	31	34	6	8	18
					NE	9	3	12	15	15	43	31	39	35	36	1	8	21
					ENE	3	9	16	15	12	23	26	52	17	29	1	8	18
					E	5	6	7	14	5	21	24	23	15	11	6	1	12
					ESE	3	13	16	15	13	20	28	27	11	20	8	1	15
					SE	12	9	15	25	35	38	28	70	31	38	19	8	27
					SSE	78	28	65	85	85	154	112	120	140	135	45	23	89
					S	12	10	43	24	12	33	20	38	50	66	32	12	29
					SSW	15	6	8	10	8	3	12	11	18	22	8	11	11
					SW	12	9	24	19	23	16	17	13	18	24	19	14	17
					WSW	5	15	44	39	30	26	36	30	43	42	36	31	31
W	85	119			125	89	95	95	60	57	57	75	123	127	92			
WNW	252	289			194	183	168	139	95	117	106	98	231	268	178			
NW	264	286	192	178	194	134	112	85	108	80	216	255	175					
NNW	167	140	134	179	176	121	190	104	115	74	182	143	144					
N	19	18	16	47	30	24	82	52	33	52	14	35	35					

Element		1	2	3	4	5	6	7	8	9	10	11	12			
Number of Days With Classified	Daily Max. Temp.	0.0	4	2										1	7	
		0.1 ~ 10.0	22	18	8								8	28	84	
		10.1 ~ 20.0	5	8	23	14	2	1				2	14	20	2	91
		20.1 ~ 30.0				16	27	17	12	12	28	15	2			129
		30.1					2	11	19	19						51
	Daily Mean Temp.	- 5.0	4	1											3	8
		- 4.9 ~ 0.0	13	11	2								1	16	43	
		0.1 ~ 10.0	14	16	28	2						3	25	12	100	
		10.1 ~ 20.0			1	27	27	10		2	22	25	4		118	
		20.1				1	4	18	31	29	8	1			92	
	Daily Min. Temp.	- 15.0														
		- 14.9 ~ - 5.0	17	16	1								2	20	56	
		- 4.9 ~ 0.0	12	10	22	1						1	17	10	73	
		0.1 ~ 10.0	2	2	8	28	16	3			5	18	11	1	94	
		10.1				1	15	26	31	31	25	10			139	
	Daily Precip.	0.1mm	6	6	11	11	5	6	18	13	5	7	3	3	94	
		10.0mm		3	1	4	2	2	7	6	3	2		1	31	
		30.0mm								3	2	1			6	
		80.0mm														
		100.0mm														
	Hourly Max. Precip.	1.0mm	3	6	8	11	3	3	15	13	5	3	1	3	74	
6.0mm			2		1	1	1	7	4	2	2		1	21		
10.0mm							1	1	4	2			1	9		
20.0mm							1	1	1					3		
30.0mm									1					1		
Daily Max. Wind Speed	0.5 ~ 3.3%															
	3.4 ~ 7.9%	12	8	20	10	20	21	26	28	25	24	10	10	214		
	8.0 ~ 13.8%	19	19	10	20	10	8	5	3	5	5	20	21	145		
	13.9%		1	1		1								3		
10 - Day Summary	Mean Temp.	1st	31	- 4	25	117	158	187	249	265	193	174	100	0		
		2nd	- 29	14	59	130	168	214	256	234	194	126	44	- 33		
		3rd	- 22	17	62	146	193	233	258	233	176	103	39	4		
	Mean Max. Temp.	1st	88	57	96	189	228	264	298	328	262	234	192	56		
		2nd	34	86	153	201	250	297	316	283	252	193	115	25		
		3rd	44	89	121	223	279	301	315	300	259	195	106	58		
	Mean Min. Temp.	1st	- 20	- 48	- 32	46	86	121	219	215	138	130	29	- 51		
		2nd	- 76	- 58	- 26	69	92	141	213	205	136	78	- 15	- 88		
		3rd	- 81	- 41	5	59	112	170	216	177	115	36	- 22	- 43		
	Mean Wind Speed	1st	23	30	27	23	21	21	15	15	12	13	21	21		
		2nd	28	29	18	26	22	19	16	13	20	16	24	27		
		3rd	27	21	18	22	20	16	15	16	14	17	23	27		
Total Precip.	1st		30	65	441	320	135	790	60	240	780	5	30			
	2nd	15	316	70	345	45	5	435	1180	740	10					
	3rd	35	290	225	40	10	235	385	700	560	5	50	175			

Element		1	2	3	4	5	6	7	8	9	10	11	12			
(0.1 )	Air Temp.	Mean	- 2	18	59	133	179	217	268	256	196	148	59	- 11	127	
		Mean Max.	74	95	136	214	266	294	322	317	272	217	154	70	203	
		Mean Min.	- 68	- 59	- 18	55	95	147	231	211	137	95	- 19	- 80	61	
		Highest	136	157	194	290	344	349	363	378	303	295	220	130	378	
		Date	2	16	30	16	29	19	22	6	24	10	8	3	08/06	
		Lowest	- 135	- 112	- 72	- 21	48	92	172	135	54	- 26	- 68	- 141	- 141	
		Date	15	2	7	3	2	4	27	31	30	31	19	14	12/14	
(0.1mm)	Precip.	00~24h Total	35	325	305	685	340	930	960	1810	1000	830		125	7345	
		Highest.	1 Daily	20	275	115	220	200	575	215	460	555	250		125	575
			Date	8	22	25	5	9	25	6	21	11	12		24	06/25
			Hourly	10	55	25	95	45	315	155	145	115	70		70	315
(0.1%)	Wind	Date	29	22	20	17	24	25	6	17	11	2		24	06/25	
		Mean Speed	21	23	19	21	20	18	15	15	15	15	18	20	18	
(0.1%)	Wind	Highest Gust Speed	191	159	154	170	162	124	146	122	100	134	147	149	191	
		* Dir.	WNW	NW	W	SW	W	WNW	W	WSW	ENE	NE	W	W	WNW	
(0.1%)	Wind	Date	12	20	9	14	7	3	17	24	15	22	23	11	01/12	
		Hourly Occurrence Maximum Speed	NNE	31	54	44	45	26	21	43	35	33	40	58	47	58
NE	29		52	39	42	33	39	39	31	38	53	33	23	53		
ENE	39		51	44	49	46	46	31	43	49	57	44	43	57		
E	41		33	42	48	56	36	28	38	41	37	36	43	56		
ESE	37		36	44	31	31	23	29	31	34	32	33	40	44		
SE	27		28	24	32	33	41	21	33	27	21	23	28	41		
SSE	19		35	40	53	36	45	46	31	31	25	32	23	53		
S	28		34	30	41	40	41	38	40	21	16	29	25	41		
SSW	22		53	38	46	40	34	35	27	15	21	28	34	53		
SW	24		54	36	51	43	52	50	54	28	26	48	29	54		
WSW	27		59	44	93	61	54	53	56	44	28	50	52	93		
W	62		68	80	78	73	57	45	35	45	57	69	70	80		
WNW	81		78	83	61	73	67	29	46	42	63	71	78	83		
NW	61		85	74	57	50	60	33	42	40	49	65	64	85		
NNW	53		55	42	36	53	24	24	21	15	46	41	53	55		
N	51		64	45	41	36	45	30	34	34	44	54	60	64		
(0.1%)	Hourly Occurrence Percentage	CALM	47	34	70	35	65	53	64	95	69	78	75	78	64	
		NNE	94	79	128	132	130	160	123	198	251	269	151	67	149	
		NE	118	86	147	113	72	72	40	110	186	207	124	114	116	
		ENE	99	103	87	84	57	36	31	90	132	117	72	114	85	
		E	129	80	82	61	62	42	29	71	86	102	100	113	80	
		ESE	70	43	51	38	15	25	18	46	50	48	43	50	41	
		SE	31	33	20	11	19	31	15	19	21	27	21	20	22	
		SSE	9	45	32	33	47	70	70	26	18	12	22	17	33	
		S	9	21	20	38	30	49	57	17	15	7	17	16	25	
		SSW	9	13	13	35	28	25	52	26	13	11	32	9	22	
		SW	7	28	32	61	57	51	74	38	13	7	18	12	33	
		WSW	8	22	40	70	93	117	158	47	8	9	38	15	52	
		W	47	65	44	50	72	71	60	40	22	8	49	73	50	
		WNW	147	121	70	63	86	61	52	28	22	17	74	113	71	
		NW	81	115	55	52	49	42	30	19	22	17	67	74	51	
		NNW	51	37	31	35	23	25	31	22	11	12	29	62	31	
N	43	74	77	91	97	71	96	109	60	51	69	51	74			

Element		1	2	3	4	5	6	7	8	9	10	11	12		
Number of Days With Classified	Daily Max. Temp.	0.0													
		0.1 ~ 10.0	25	13	6							4	26	74	
		10.1 ~ 20.0	6	15	25	11	1				1	11	21	5	96
		20.1 ~ 30.0				19	27	18	8	6	26	20	5		129
	Daily Mean Temp.	30.1				3	12	21	25	3					64
		- 5.0	2											2	4
		- 4.9 ~ 0.0	14	6	1									19	40
		0.1 ~ 10.0	15	22	29	3						3	26	10	108
	Daily Min. Temp.	10.1 ~ 20.0			1	27	26	7			15	24	4		104
		20.1				5	23	29	31	15	4				107
		- 15.0	21	18	5								4	27	75
		- 14.9 ~ - 5.0	9	9	16	3							2	18	4
	Daily Precip.	0.1 ~ 10.0	1	1	10	26	19	2			3	16	8		86
		10.1				1	12	28	29	31	27	13			141
		0.1mm	2	4	8	8	5	9	15	15	5	6		1	78
		10.0mm			1	1	4	1	2	2	5	3	3		1
	Hourly Max. Precip.	30.0mm						1		3	1				5
		80.0mm													
100.0mm															
1.0mm		2	2	7	6	5	7	12	13	5	6		1	66	
Daily Max. Wind Speed	6.0mm				1		2	3	5	3	2		1	17	
	10.0mm						1	2	3	1				7	
	20.0mm						1							1	
	30.0mm						1							1	
Daily Max. Wind Speed	0.5 ~ 3.3%	1							1	1	2	1		6	
	3.4 ~ 7.9%	17	8	15	6	9	10	20	26	26	25	15	13	190	
	8.0 ~ 13.8%	10	17	14	22	20	20	8	4	3	4	12	17	151	
	13.9%	3	3	2	2	2		1				2	1	16	
10 - Day Summary	Mean Temp.	1st	34	10	37	122	165	203	264	280	207	184	92	- 4	
		2nd	- 22	22	65	137	176	218	271	248	200	147	45	- 27	
		3rd	- 16	24	73	142	195	231	271	242	181	115	40	- 4	
	Mean Max. Temp.	1st	108	83	115	196	249	287	304	347	274	243	199	80	
		2nd	54	104	160	215	259	304	331	293	269	203	135	50	
		3rd	61	101	133	232	288	293	333	312	272	207	128	78	
	Mean Min. Temp.	1st	- 30	- 57	- 43	49	84	123	240	228	156	141	7	- 70	
		2nd	- 85	- 72	- 30	66	90	142	227	220	139	104	- 32	- 100	
		3rd	- 87	- 46	15	49	109	177	226	188	115	45	- 34	- 71	
	Mean Wind Speed	1st	19	26	25	20	19	21	18	16	14	13	16	17	
		2nd	21	25	15	23	21	17	14	12	17	15	20	22	
		3rd	22	18	17	20	19	16	13	16	14	17	17	20	
Total Precip.	1st	20	5	25	355	220	165	600	35	190	550				
	2nd		45	80	300	75	125	190	1125	555	280				
	3rd	15	275	200	30	45	640	170	650	255		125			

Element		1	2	3	4	5	6	7	8	9	10	11	12					
(0.1 )	Air Temp.	Mean	16	35	72	143	184	218	265	255	200	154	73	10	135			
		Mean Max.	77	96	136	215	261	287	314	308	261	214	151	72	199			
		Mean Min.	-39	-28	8	71	109	157	230	215	148	106	7	-47	78			
		Highest	144	161	197	294	338	339	360	363	288	293	216	125	363			
		Date	2	16	30	30	29	18	22	6	12	10	10	3	08/06			
		Lowest	-98	-73	-32	8	64	106	180	139	70	-9	-39	-112	-112			
		Date	26	2	7	3	7	4	27	31	30	31	21	14	12/14			
(0.1mm)	Precip.	00~24h Total	40	385	340	735	170	520	1020	1665	325	875	95	6170				
		Highest. 1	Daily	20	315	135	275	105	160	325	550	165	285	90	550			
			Date	8	22	25	5	24	6	6	14	27	1	24	08/14			
			Hourly	15	55	25	85	105	65	165	110	55	115	55	165			
(0.1%)	Wind	Mean Speed	25	29	22	21	18	17	13	12	14	16	21	24	19			
		Highest Gust Speed	175	169	141	163	156	123	141	104	111	158	175	158	175			
(0.1%)	Wind	Dir.	NNW	NNW	NNW	NNW	WNW	NNW	N	NNW	N	NNW	N	N	N			
		Date	10	17	21	19	14	7	17	7	29	22	10	26	11/10			
(0.1%)	Wind Directions Only	Hourly Occurrence Maximum Speed	NNE	64	49	30	47	38	34	21	19	22	34	47	49	64		
			NE	45	41	30	54	49	25	47	43	36	44	35	44	54		
			ENE	31	31	42	53	28	35	49	49	46	52	29	40	53		
			E	28	32	30	33	53	31	36	31	35	40	30	33	53		
			ESE	10	17	21	22	12	17	8	19	17	21	25	18	25		
			SE	19	10	39	17	13	36	47	15	14	9	7	19	47		
			SSE	18	30	36	29	33	42	41	44	24	22	18	16	44		
			S	25	56	41	66	48	47	63	50	21	28	51	28	66		
			SSW	29	64	56	58	43	45	58	37	36	26	39	25	64		
			SW	25	30	28	64	28	38	34	45	23	17	33	28	64		
			WSW	13	17	14	54	22	31	23	34	23	9	34	10	54		
			W	33	22	28	29	22	29	24	19	25	17	29	22	33		
			WNW	44	59	62	48	55	29	18	27	21	27	43	70	70		
			NW	110	78	69	64	84	53	42	45	58	70	79	84	110		
			NNW	96	97	82	73	62	61	41	50	55	56	102	81	102		
			N	83	98	80	61	58	57	19	40	43	53	87	72	98		
			(0.1%)	Hourly Occurrence Percentage	CALM	62	42	66	106	122	169	321	298	238	181	129	101	154
					NNE	43	45	27	25	22	21	12	17	22	32	39	44	29
					NE	69	45	65	63	39	49	24	58	49	70	33	69	53
					ENE	168	143	185	156	153	138	75	141	215	218	169	124	157
E	98	67			94	69	78	71	38	69	94	102	99	78	80			
ESE	8	13			5	14	11	15	8	15	13	11	14	12	12			
SE	8	9			15	10	8	15	16	11	6	3	3	9	9			
SSE	26	15			27	28	38	68	36	36	21	16	22	16	29			
S	32	49			67	111	112	121	148	40	18	17	46	35	66			
SSW	35	79			77	99	118	99	122	35	21	19	40	30	64			
SW	11	33			16	36	20	28	32	30	21	9	32	28	25			
WSW	8	9			7	17	9	15	16	22	14	3	14	3	11			
W	12	4			9	6	13	10	20	17	13	5	7	5	10			
WNW	24	13			34	18	28	19	15	22	13	26	13	20	20			
NW	95	91	85	90	71	63	59	81	96	120	76	105	86					
NNW	192	208	152	101	105	65	44	81	103	117	163	191	126					
N	109	135	70	53	52	35	12	28	46	51	101	130	68					

Element		1	2	3	4	5	6	7	8	9	10	11	12		
Number of Days With Classified	Daily Max. Temp.	0.0													
		0.1 ~ 10.0	22	14	6							3	25	70	
		10.1 ~ 20.0	9	14	25	10	2					11	24	6	101
		20.1 ~ 30.0				20	26	20	10	11	30	20	3		140
	Daily Mean Temp.	30.1					3	10	21	20					54
		- 5.0													
		- 4.9 ~ 0.0	13	3										11	27
		0.1 ~ 10.0	18	25	28	2						2	24	20	119
	Daily Min. Temp.	10.1 ~ 20.0			3	28	25	7			12	24	6		105
		20.1					6	23	31	31	18	5			114
		- 15.0													
		- 14.9 ~ - 5.0	11	7										15	33
	Daily Max. Precip.	- 4.9 ~ 0.0	17	18	17							1	15	14	82
		0.1 ~ 10.0	3	3	14	25	10				1	13	15	2	86
		10.1				5	21	30	31	31	29	17			164
		0.1mm	3	6	8	8	4	6	16	11	4	7		2	75
	Hourly Max. Precip.	10.0mm		1	1	4	1	3	3	4	2	3			22
		30.0mm		1					1	2					4
		80.0mm													
		100.0mm													
	Daily Max. Wind Speed	1.0mm	2	5	6	4	2	6	11	12	3	6		1	58
6.0mm					1	1	1	4	5		2			14	
10.0mm						1		2	2		1			6	
20.0mm															
Daily Max. Wind Speed	30.0mm														
	0.5 ~ 3.3%							1			1		1	3	
	3.4 ~ 7.9%	15	6	15	8	17	21	20	23	19	19	13	9	185	
	8.0 ~ 13.8%	10	14	13	20	11	9	9	8	11	9	14	13	141	
10 - Day Summary	Mean Temp.	13.9%	6	8	3	2	3		1		2	3	8	36	
		1st	46	27	53	132	170	205	260	278	207	185	102	15	
		2nd	0	39	78	146	183	219	265	246	205	154	64	- 4	
	Mean Max. Temp.	3rd	2	40	83	149	199	230	268	243	187	126	54	18	
		1st	111	80	115	200	243	279	299	335	263	236	192	79	
		2nd	59	105	159	214	257	292	320	285	262	204	131	54	
	Mean Min. Temp.	3rd	64	104	134	231	281	290	322	303	258	202	131	81	
		1st	- 9	- 28	- 11	64	99	140	237	233	162	146	29	- 42	
		2nd	- 51	- 34	- 2	81	104	151	225	220	152	114	2	- 60	
	Mean Wind Speed	3rd	- 56	- 22	35	67	121	181	229	193	131	63	- 10	- 40	
		1st	20	31	28	20	17	20	18	13	11	12	19	22	
		2nd	29	31	19	24	20	18	11	9	18	15	24	28	
Total Precip.	3rd	25	22	19	19	19	13	10	15	13	20	19	24		
	1st	20	25	40	420	5	280	780	115	160	635		5		
	2nd		45	75	310	60	45	85	965	240					
(0.1mm)	3rd	20	315	225	5	105	195	155	585	165			90		

Element		1	2	3	4	5	6	7	8	9	10	11	12					
(0.1 )	Air Temp.	Mean	13	30	73	148	191	223	278	271	214	167	83	6	141			
	Mean Max.	86	106	149	223	270	292	332	328	278	229	163	86	212				
	Mean Min.	- 50	- 44	2	77	116	160	236	227	161	121	16	- 59	80				
	Highest	153	165	211	286	351	336	375	388	310	299	241	135	388				
	Date	2	17	30	30	30	19	22	6	8	10	8	24	08/06				
	Lowest	- 113	- 90	- 71	- 6	68	114	185	162	89	4	- 39	- 99	- 113				
	Date	24	12	8	3	7	2	27	27	30	31	21	14	01/24				
(0.1mm)	Precip.	00~24h Total	95	370	340	695	535	420	600	2135	1105	760	165	7220				
		Highest. 1 Daily	50	290	95	225	200	170	180	700	540	290	150	700				
	Date	8	22	25	5	9	20	31	14	11	2	24	08/14					
	Hourly	20	45	30	50	120	95	140	265	145	145	90	265					
Date	29	22	25	6	12	20	31	21	11	2	24	08/21						
(0.1%)	Wind	Mean Speed	16	16	16	20	16	15	16	15	16	17	15	14	16			
		Highest Gust Speed	84	89	82	117	91	85	78	88	78	124	106	107	124			
		Dir.	W	SSW	NE	S	WSW	E	SSW	ENE	ENE	N	WSW	WSW	N			
		Date	13	20	6	5	7	5	3	11	15	22	24	24	10/22			
(0.1%)	Wind Directions Only	Hourly Occurrence Maximum Speed	NNE	34	38	39	36	25	22	29	27	40	51	38	32	51		
			NE	35	42	38	38	27	31	29	38	41	59	39	34	59		
			ENE	39	28	32	36	31	45	21	56	40	33	43	36	56		
			E	11	12	20	36	21	19	19	26	18	39	27	21	39		
			ESE	13	11	12	14	14	14	7	14	19	13	14	12	19		
			SE	10	13	12	20	13	9	9	24	17	7	13	10	24		
			SSE	38	15	28	22	28	21	17	29	15	26	34	23	38		
			S	42	36	37	67	33	28	42	45	28	26	35	30	67		
			SSW	43	54	45	63	48	40	47	45	34	32	47	34	63		
			SW	41	46	40	43	38	42	40	40	28	33	45	31	46		
			WSW	40	44	46	39	55	38	33	32	35	27	51	59	59		
			W	49	42	47	28	56	35	20	18	21	34	49	54	56		
			WNW	41	46	42	22	20	27	14	21	16	17	37	35	46		
			NW	31	47	32	31	26	33	21	24	24	53	37	41	53		
			NNW	29	34	34	21	17	21	19	16	21	25	24	27	34		
			N	33	30	31	28	21	24	18	24	28	38	31	28	38		
			(0.1%)	Hourly Occurrence Percentage	CALM	101	118	126	118	128	131	187	120	89	83	124	143	122
					NNE	160	95	125	81	53	75	34	145	185	224	125	81	115
					NE	173	124	128	106	58	69	32	204	265	391	152	144	154
					ENE	168	152	142	118	154	178	39	89	164	151	174	219	145
					E	35	60	43	40	42	31	16	27	31	19	42	57	37
					ESE	13	15	15	8	15	8	5	17	13	5	17	17	12
					SE	9	9	15	11	9	7	5	15	10	1	13	7	9
					SSE	16	13	12	15	20	8	11	15	10	3	21	8	13
S	40	42			40	97	88	54	86	51	28	8	40	24	50			
SSW	42	88			94	218	162	143	331	136	40	20	43	42	113			
SW	46	58			59	65	99	118	141	46	39	19	57	50	66			
WSW	38	51			40	29	86	60	54	35	15	7	46	62	44			
W	19	31			23	21	26	19	26	15	4	4	32	32	21			
WNW	20	19			17	14	9	18	12	16	6	5	19	17	15			
NW	17	34			22	22	14	22	5	26	25	13	21	22	20			
NNW	11	28			23	7	14	18	4	9	10	8	15	24	14			
N	91	64	75	29	23	40	12	35	67	38	60	51	49					



Element		1	2	3	4	5	6	7	8	9	10	11	12		
Number of Days With Classified	0.0														
	0.1 ~ 10.0	21	13	4								1	22	61	
	10.1 ~ 20.0	10	15	26	5						7	22	9	94	
	Daily Max. Temp.			1	25	27	19	3	4	23	24	7		133	
	30.1					4	11	28	27	7				77	
	- 5.0														
	- 4.9 ~ 0.0	13	5											12	30
	0.1 ~ 10.0	18	22	27	2							2	20	19	110
	Daily Mean Temp.		1	4	27	23	2			5	23	10			95
	20.1				1	8	28	31	31	25	6				130
	- 15.0														
	- 14.9 ~ - 5.0	14	12	2										22	50
	- 4.9 ~ 0.0	15	14	14	2								9	8	62
	Daily Min. Temp.		2	2	15	19	12				1	8	21	1	81
	0.1 ~ 10.0				9	19	30	31	31	29	23				172
10.1															
0.1mm	3	5	8	7	6	6	11	9	6	7			2	70	
10.0mm		1		3	3	1	1	6	3	3			1	22	
30.0mm									3	2				5	
Daily Precip.															
80.0mm															
100.0mm															
1.0mm	2	5	7	6	4	7	9	8	6	6			2	62	
6.0mm					2	1	1	6	3	1			1	15	
10.0mm					1		1	5	1	1				9	
20.0mm								2						2	
30.0mm															
Hourly Max. Precip.															
0.5 ~ 3.3%									1					1	
3.4 ~ 7.9%	28	25	30	25	28	28	31	28	30	27	23	26	329		
8.0 ~ 13.8%	3	3	1	5	3	2		2		4	7	5	35		
Daily Max. Wind Speed															
13.9%															
10 - Day Summary	Mean Temp.	1st	43	16	52	132	178	213	270	292	222	197	115	15	
		2nd	- 4	37	80	151	186	220	280	256	220	168	66	- 6	
		(0.1 )	2	37	86	162	209	236	282	264	199	137	69	10	
	Mean Max. Temp.	1st	119	90	131	207	251	286	315	356	282	255	205	102	
		2nd	69	117	167	224	266	293	336	305	277	220	144	65	
		(0.1 )	72	110	149	238	291	296	345	322	276	215	141	91	
	Mean Min. Temp.	1st	- 19	- 50	- 26	62	104	145	242	241	175	158	44	- 52	
		2nd	- 62	- 53	- 3	83	108	149	233	225	166	136	2	- 70	
		(0.1 )	- 66	- 27	32	85	133	187	234	215	143	74	4	- 55	
	Mean Wind Speed	1st	14	16	17	18	17	17	19	14	14	15	13	14	
		2nd	18	17	15	21	16	15	16	13	18	18	16	17	
		(0.1%)	17	15	15	20	17	13	14	18	14	18	17	12	
Total Precip.	1st	50	55	40	485	305	125	300	90	430	570		15		
	2nd		25	55	180	165	225	85	1385	565	185				
	(0.1mm)	45	290	245	30	65	70	215	660	110	5		150		

Element		1	2	3	4	5	6	7	8	9	10	11	12				
(0.1 )	Air Temp.	Mean	17	21	56	126	177	211	265	266	205	164	82	7	133		
		Mean Max.	78	89	126	191	241	259	301	313	269	221	155	76	193		
		Mean Min.	-40	-49	-17	59	113	168	233	224	145	114	10	-58	75		
		Highest	128	151	183	243	321	291	343	358	306	295	234	115	358		
		Date	2	17	30	16	30	23	24	6	9	10	8	3	08/06		
		Lowest	-96	-86	-81	-21	60	129	175	148	76	-5	-49	-102	-102		
		Date	26	11	8	2	2	2	27	27	30	31	24	14	12/14		
(0.1mm)	Precip.	00~24h Total	90	405	185	1565	325	595	1295	2225	1125	1530		120	9460		
		Highest. 1 Daily	50	280	50	700	125	245	345	745	545	960		85	960		
		Date	29	22	29	6	9	7	2	21	11	2		24	10/02		
		Hourly Date	30	55	20	230	45	90	280	360	165	445		80	445		
(0.1%)	Wind	Mean Speed	22	24	23	28	25	24	25	21	20	24	20	21	23		
		Highest Gust Speed	146	148	123	164	113	103	125	123	125	171	141	140	171		
		Dir.	W	N	NNW	S	WNW	SSE	S	SSE	NE	NNE	WSW	W	NNE		
		Date	20	20	6	5	7	10	11	21	15	22	24	11	10/22		
(0.1%)	Wind Directions Only	Hourly Occurrence Maximum Speed	58	43	52	68	54	44	42	49	51	102	45	51	102		
		NNE	46	39	55	61	36	46	35	57	77	68	41	57	77		
		NE	40	25	34	45	53	40	42	43	74	55	32	34	74		
		ENE	24	24	48	59	42	39	26	36	37	45	19	22	59		
		E	14	44	58	66	75	74	47	52	43	59	24	23	75		
		ESE	39	37	60	62	50	59	46	45	53	26	42	22	62		
		SE	48	51	62	81	86	74	60	55	57	50	59	43	86		
		SSE	58	61	69	108	80	76	70	71	65	53	59	43	108		
		S	56	79	70	100	72	73	76	72	37	43	47	38	100		
		SSW	45	76	59	49	48	22	68	46	33	38	59	46	76		
		SW	68	54	55	26	70	19	30	17	16	25	88	78	88		
		WSW	66	36	70	36	64	22	17	52	26	31	68	80	80		
		W	82	74	71	42	36	46	20	22	28	53	79	67	82		
		WNW	51	65	64	56	43	39	14	18	34	59	60	62	65		
		NW	70	84	75	71	44	39	22	71	65	77	66	73	84		
		NNW	81	51	61	67	48	45	23	57	70	101	61	58	101		
		(0.1%)	Hourly Occurrence Percentage	CALM	105	126	156	110	105	122	129	114	144	116	187	131	129
				NNE	67	36	59	46	36	51	44	118	78	156	29	41	64
				NE	36	33	40	43	20	29	23	59	108	86	25	26	44
				ENE	20	15	20	19	27	29	9	40	52	35	20	18	25
				E	15	10	32	31	15	42	16	23	25	30	7	8	21
				ESE	7	21	34	29	19	83	34	74	29	19	18	11	31
				SE	16	22	15	21	23	39	36	20	8	7	22	22	21
				SSE	39	40	35	88	87	82	120	44	18	16	34	35	53
				S	27	61	85	160	176	163	298	73	46	20	56	30	100
				SSW	27	60	44	99	66	61	124	74	27	5	38	15	53
				SW	35	33	22	31	28	11	31	38	13	7	36	37	27
WSW	47			39	23	32	52	13	19	16	22	16	50	58	32		
W	90			70	91	89	141	65	34	63	92	43	112	100	83		
WNW	114			112	94	60	86	64	46	40	60	59	92	141	81		
NW	110	126	75	39	39	33	12	34	38	42	81	118	62				
NNW	152	125	91	56	48	65	16	70	87	118	110	138	90				
N	92	71	83	50	31	47	9	99	152	226	82	73	85				

Element		1	2	3	4	5	6	7	8	9	10	11	12		
Number of Days With Classified	Daily Max. Temp.	0.0													
		0.1 ~ 10.0	20	18	6								2	24	70
		10.1 ~ 20.0	11	10	25	20	2					9	25	6	108
		20.1 ~ 30.0				10	28	30	14	8	28	22	3		143
	Daily Mean Temp.	30.1					1		17	23	2				43
		- 5.0													
		- 4.9 ~ 0.0	10	5	1									12	28
		0.1 ~ 10.0	21	23	30	3						2	22	18	119
	Daily Min. Temp.	10.1 ~ 20.0				27	27	10			10	24	8		106
		20.1					4	20	31	31	20	5			111
		- 15.0													
		- 14.9 ~ - 5.0	11	15	6									22	54
	Daily Max. Precip.	- 4.9 ~ 0.0	17	11	16	3						1	13	8	69
		0.1 ~ 10.0	3	2	9	23	10				3	8	17		75
		10.1				4	21	30	31	31	27	22			166
0.1mm		2	5	8	7	7	6	12	9	5	6		2	69	
Hourly Max. Precip.	10.0mm		1		4	2	3	5	6	2	3			26	
	30.0mm				2			1	3	2	1			9	
	80.0mm										1			1	
	100.0mm														
	1.0mm	2	5	7	6	4	4	10	8	4	6		2	58	
Daily Max. Wind Speed	6.0mm				4		1	5	7	3	2		1	23	
	10.0mm				3			3	5	1	1			13	
	20.0mm				1			1	2		1			5	
	30.0mm								1		1			2	
	0.5 ~ 3.3%	1											1	2	
Daily Max. Wind Speed	3.4 ~ 7.9%	15	12	9	6	10	12	16	18	20	19	13	12	162	
	8.0 ~ 13.8%	14	14	22	21	21	18	15	13	10	11	15	17	191	
	13.9%	1	2		3						1	1	1	9	
	1st	45	15	32	112	158	200	256	284	217	195	116	15		
Mean Temp. (0.1 )	2nd	2	25	63	131	172	207	268	258	210	165	65	- 4		
	3rd	6	23	71	135	197	228	271	257	188	134	64	10		
	1st	109	80	104	178	228	250	283	332	276	248	196	89		
Mean Max. Temp. (0.1 )	2nd	61	100	146	195	240	260	304	299	266	211	136	58		
	3rd	65	85	128	201	253	268	315	308	263	204	134	80		
	1st	- 11	- 43	- 43	48	93	153	238	239	161	149	38	- 53		
Mean Min. Temp. (0.1 )	2nd	- 54	- 58	- 25	66	105	158	232	227	151	130	- 3	- 66		
	3rd	- 54	- 44	15	64	138	192	229	208	124	68	- 6	- 55		
	1st	18	22	26	27	23	28	30	21	16	19	18	22		
Mean Wind Speed (0.1%)	2nd	26	28	22	30	25	24	26	17	26	27	22	24		
	3rd	21	22	21	27	26	20	19	24	18	27	20	19		
	1st	40	90	30	1230	250	310	945	215	495	1320		35		
Total Precip. (0.1mm)	2nd		35	30	305	65	135	70	805	545	210				
	3rd	50	280	125	30	10	150	280	1205	85			85		

Element		1	2	3	4	5	6	7	8	9	10	11	12					
(0.1 )	Air Temp.	Mean	4	27	71	147	197	235	280	268	209	163	69	- 3	139			
	Mean Max.	78	103	149	226	283	310	336	328	279	226	153	70	212				
	Mean Min.	- 60	- 49	- 3	65	114	172	239	221	149	114	- 1	- 69	74				
	Highest	148	164	214	298	381	370	380	394	313	306	232	134	394				
	Date	2	16	30	16	29	19	21	5	9	10	8	3	08/05				
	Lowest	- 124	- 93	- 72	- 8	66	116	182	150	71	- 8	- 50	- 122	- 124				
	Date	24	12	8	3	2	4	27	31	30	31	21	14	01/24				
(0.1mm)	Precip.	00~24h Total	15	240	420	645	365	520	495	3785	920	655		125	8185			
		Highest. 1	Daily	10	190	240	185	240	280	90	895	485	255		125	895		
		Date	29	22	25	11	9	25	15	17	11	12		24	08/17			
		Hourly	10	35	100	95	110	110	85	495	160	80		75	495			
	Date	29	22	25	17	9	25	15	17	11	2		24	08/17				
(0.1%)	Wind	Mean Speed	16	19	16	20	16	19	17	18	16	20	15	16	17			
		Highest Gust Speed	106	119	112	128	109	102	108	94	115	174	118	115	174			
		Dir.	NNE	NNE	NNE	ENE	W	N	WSW	WSW	ENE	NNE	WSW	N	NNE			
	Date	30	18	6	9	7	8	14	24	16	22	20	31	10/22				
(0.1%)	Wind Directions Only	Hourly Occurrence Maximum Speed	NNE	69	75	57	60	41	55	39	51	53	53	65	64	75		
			NE	38	57	62	60	62	47	47	45	61	117	64	60	117		
			ENE	59	25	62	80	50	47	64	59	66	62	29	25	80		
			E	17	20	24	16	17	31	14	44	46	36	25	23	46		
			ESE	10	13	14	16	21	24	9	23	18	12	20	12	24		
			SE	10	10	10	14	13	33	11	27	9	9	14	14	33		
			SSE	24	20	22	17	20	35	14	15	22	15	18	10	35		
			S	37	35	36	55	43	51	44	32	35	18	41	35	55		
			SSW	36	59	44	57	58	55	58	45	34	24	42	29	59		
			SW	23	54	34	73	43	51	50	51	31	25	57	23	73		
			WSW	35	42	58	53	45	45	37	23	25	22	32	30	58		
			W	40	37	54	50	58	45	27	24	33	16	52	44	58		
			WNW	32	46	36	37	39	28	50	14	17	27	28	32	50		
			NW	11	20	22	19	17	32	22	7	19	18	29	29	32		
			NNW	19	28	27	41	22	18	18	22	23	36	29	24	41		
			N	65	56	60	47	29	56	36	41	44	58	63	56	65		
			(0.1%)	Hourly Occurrence Percentage	CALM	190	171	159	128	138	108	177	86	194	126	231	195	158
					NNE	155	183	103	71	36	76	48	127	111	102	122	207	111
					NE	83	79	82	79	54	88	75	109	96	138	72	106	89
					ENE	110	64	130	110	105	94	67	125	175	179	106	75	112
E	62	52			50	42	62	46	12	34	60	43	56	56	48			
ESE	13	15			20	13	23	10	5	12	7	9	14	22	14			
SE	7	4			7	8	11	6	5	1	4	4	11	7	6			
SSE	9	9			11	10	9	15	5	3	4	4	7	7	8			
S	16	27			31	46	58	46	62	36	18	7	24	16	32			
SSW	32	52			69	147	125	128	214	94	29	16	49	23	82			
SW	23	36			55	99	77	110	116	54	31	22	35	31	57			
WSW	48	27			50	46	85	72	87	43	46	36	75	65	57			
W	39	31			62	60	101	63	55	61	44	27	51	50	54			
WNW	15	22	26	15	43	31	16	15	15	5	14	8	19					
NW	9	12	19	7	12	17	4	4	10	12	7	13	11					
NNW	15	31	28	14	13	18	11	17	21	17	19	12	18					
N	173	185	99	106	48	74	39	179	135	251	108	108	125					

Element		1	2	3	4	5	6	7	8	9	10	11	12		
Number of Days With Classified	Daily Max. Temp.	0.0													
		0.1 ~ 10.0	21	14	2								5	25	67
		10.1 ~ 20.0	10	14	28	7	2					9	19	6	95
		20.1 ~ 30.0			1	23	18	9	2	4	20	21	6		104
	Daily Mean Temp.	30.1					11	21	29	27	10	1			99
		- 5.0	1												1
		- 4.9 ~ 0.0	13	4										20	37
		0.1 ~ 10.0	17	24	28	2						2	24	11	108
	Daily Min. Temp.	10.1 ~ 20.0			3	27	19	1			6	22	6		84
		20.1				1	12	29	31	31	24	7			135
		- 15.0												1	25
		- 14.9 ~ - 5.0	19	13	3									1	25
	Daily Precip.	- 4.9 ~ 0.0	10	14	16	2						1	18	6	67
		0.1 ~ 10.0	2	1	12	23	10				2	10	11		71
		10.1				5	21	30	31	31	28	20			166
		0.1mm	2	3	5	8	4	7	13	12	6	6		1	67
	Hourly Max. Precip.	10.0mm		1	1	4	1	2		7	3	3		1	23
		30.0mm								5	1				6
		80.0mm								2					2
		100.0mm													
Daily Max. Wind Speed	1.0mm	1	3	6	6	4	6	10	12	5	4		1	58	
	6.0mm			1	1	1	2	2	6	2	1		1	17	
	10.0mm			1		1	1		5	2				10	
	20.0mm								5					5	
Daily Max. Wind Speed	30.0mm								4					4	
	0.5 ~ 3.3%	3	1					1		1	1	2	1	10	
	3.4 ~ 7.9%	16	14	21	14	22	16	23	26	24	17	13	15	221	
	8.0 ~ 13.8%	12	13	10	16	9	14	7	5	5	12	15	15	133	
10 - Day Summary	Mean Temp.	13.9%									1			1	
		1st	33	19	48	134	178	221	275	291	219	194	107	7	
		2nd	- 12	31	78	146	192	239	285	256	212	165	52	- 21	
	Mean Max. Temp.	(0.1 )													
		1st	112	91	129	206	261	298	320	359	287	254	201	84	
		2nd	60	112	170	225	277	321	343	306	275	216	129	48	
	Mean Min. Temp.	3rd	63	106	148	248	308	310	345	321	276	209	129	78	
		1st	- 27	- 50	- 35	53	99	148	248	240	165	150	32	- 58	
		2nd	- 74	- 59	- 12	72	110	173	236	223	152	121	- 16	- 89	
	Mean Wind Speed	(0.1 )													
		1st	13	19	18	22	16	19	23	19	15	17	11	16	
		2nd	19	21	14	20	16	22	15	16	19	22	17	18	
Total Precip.	(0.1%)														
	1st	5	20		290	265	25	220	1500	210	395				
	2nd		30	80	335	70	75	155	2020	495	260				
(0.1mm)	3rd	10	190	340	20	30	420	120	265	215			125		

		Element	1	2	3	4	5	6	7	8	9	10	11	12			
(0.1 )	Air Temp.	Mean	4	25	67	146	193	226	276	264	203	157	69	- 6	135		
		Mean Max.	80	106	150	226	275	299	332	323	279	227	163	79	212		
		Mean Min.	- 61	- 51	- 9	66	114	168	236	219	145	104	- 10	- 77	70		
		Highest	157	168	209	302	355	348	375	376	317	300	239	143	376		
		Date	2	16	30	16	29	19	22	6	25	10	8	3	08/06		
		Lowest	- 125	- 96	- 72	- 14	54	128	180	143	65	- 22	- 72	- 129	- 129		
		Date	24	12	8	3	2	5	27	31	30	31	19	14	12/14		
(0.1mm)	Precip.	00~24h Total	75	285	365	540	455	485	1770	1605	1085	740		120	7525		
		Highest. 1 Daily	35	200	105	195	180	230	790	420	620	295		120	790		
		Date	8	22	25	6	9	25	4	17	11	2		24	07/04		
		Hourly Date	15	30	55	60	120	250	380	285	175	130		85	380		
(0.1%)	Wind	Mean Speed	15	20	17	21	19	20	16	16	13	14	15	16	17		
		Highest Gust Speed	127	127	110	124	143	106	153	103	96	139	135	147	153		
		* Dir.	NW	W	WNW	S	SW	SE	NW	SW	NW	N	W	W	NW		
		Date	14	10	9	14	23	11	4	24	17	22	23	11	07/04		
(0.1%)	Wind Directions Only	Hourly Occurrence Maximum Speed	57	49	43	43	33	27	20	33	40	75	55	37	75		
		NNE	25	32	41	44	28	31	20	17	27	42	34	42	44		
		NE	28	26	30	55	31	37	14	24	52	42	29	31	55		
		ENE	33	30	35	62	35	26	28	31	54	40	26	20	62		
		E	21	24	41	45	33	43	34	50	23	38	26	15	50		
		ESE	16	51	59	69	63	74	55	46	41	41	19	21	74		
		SE	20	27	51	58	56	68	49	44	41	34	14	14	68		
		SSE	22	43	41	47	51	39	44	53	21	13	26	12	53		
		S	32	47	37	56	39	43	53	58	31	28	34	11	58		
		SSW	38	68	47	60	42	43	51	58	34	18	58	32	68		
		SW	35	54	40	44	47	38	42	29	30	11	42	28	54		
		WSW	73	85	72	61	79	60	33	33	48	75	86	87	87		
		W	68	83	64	50	88	47	26	33	16	63	70	67	88		
		WNW	73	82	60	59	53	45	90	39	31	59	62	74	90		
		NW	68	73	73	62	35	49	31	48	50	69	64	77	77		
		NNW	50	56	46	63	42	54	38	45	61	67	54	56	67		
		(0.1%)	Hourly Occurrence Percentage	CALM	336	143	168	111	119	100	113	147	210	210	211	206	173
				NNE	26	24	28	25	26	22	12	31	39	44	28	34	28
				NE	17	16	19	33	20	18	22	22	31	30	17	16	22
				ENE	16	13	30	33	28	18	13	30	35	35	15	27	25
				E	39	61	69	79	85	76	78	66	71	62	65	52	67
				ESE	50	77	71	65	93	74	74	81	86	81	85	79	76
				SE	44	61	86	92	93	182	114	123	97	83	74	79	94
				SSE	16	24	38	50	61	97	63	43	38	35	22	20	42
				S	11	25	47	54	45	35	77	20	10	13	13	11	30
				SSW	11	27	22	69	54	51	128	42	14	17	28	7	39
				SW	19	42	36	81	53	39	77	46	24	4	25	15	38
WSW	22			33	12	36	45	29	28	18	15	5	21	13	23		
W	71			91	86	64	77	38	35	11	35	28	51	81	55		
WNW	73	115	69	40	62	60	31	35	43	43	94	116	65				
NW	120	124	97	49	50	60	42	85	65	81	119	110	83				
NNW	65	64	77	51	53	58	58	111	96	99	60	81	73				
N	66	61	47	67	38	43	36	88	91	129	72	54	66				

Element		1	2	3	4	5	6	7	8	9	10	11	12		
Number of Days With Classified	Daily Max. Temp.	0.0													
		0.1 ~ 10.0	21	12	3								2	25	63
		10.1 ~ 20.0	10	16	27	5	2				1	8	20	6	95
		20.1 ~ 30.0			1	24	23	16	1	5	23	23	8		124
	Daily Mean Temp.	30.1				1	6	14	30	26	6				83
		-5.0	1												1
		-4.9 ~ 0.0	12	5										20	37
		0.1 ~ 10.0	18	23	30	2						2	25	11	111
	Daily Min. Temp.	10.1 ~ 20.0			1	27	20	3			9	23	5		88
		20.1				1	11	27	31	31	21	6			128
		-15.0												3	28
		-14.9 ~ -5.0	18	13	5										67
	Daily Precip.	-4.9 ~ 0.0	11	13	16	1						1	16	3	61
		0.1 ~ 10.0	2	2	10	24	10				3	14	11		76
		10.1				5	21	30	31	31	27	16			161
		0.1mm	4	6	8	6	4	8	13	13	5	7		1	75
	Hourly Max. Precip.	10.0mm		1	1	3	2	1	5	5	3	3		1	25
		30.0mm							2	2	2				6
		80.0mm													
		100.0mm													
Daily Max. Wind Speed	1.0mm	2	5	6	6	4	7	10	9	5	7		1	62	
	6.0mm				1	2	2	7	6	3	2		1	24	
	10.0mm					1	2	2	5	2	1			13	
	20.0mm						2	2	2					6	
Daily Max. Wind Speed	30.0mm							2						2	
	0.5 ~ 3.3%	5	2	1					1	2	2	1	2	16	
	3.4 ~ 7.9%	17	14	18	15	19	18	27	26	25	23	14	13	229	
	8.0 ~ 13.8%	9	12	12	15	11	12	3	4	3	5	15	15	116	
10 - Day Summary	Mean Temp.	13.9%				1		1			1		1	4	
		1st	35	15	47	130	174	215	271	286	213	192	101	4	
		2nd	-13	33	73	150	190	224	280	255	206	156	53	-25	
	Mean Max. Temp.	(0.1 )	-10	29	81	158	213	240	277	253	191	126	53	1	
		1st	113	91	133	209	258	290	316	348	281	254	207	93	
		2nd	60	119	170	228	268	308	338	305	276	215	139	58	
	Mean Min. Temp.	3rd	69	108	147	242	296	298	340	317	280	214	142	86	
		1st	-26	-49	-39	58	94	149	246	236	164	149	16	-69	
		2nd	-75	-61	-21	76	112	163	233	226	147	112	-23	-95	
	Mean Wind Speed	(0.1 )	-81	-40	30	63	134	193	231	198	124	57	-22	-68	
		1st	10	21	23	20	19	22	20	15	11	11	12	16	
		2nd	19	22	14	23	20	20	15	14	16	13	16	18	
Total Precip.	(0.1%)	15	15	14	20	18	18	14	17	13	17	16	15		
	1st	40	40	40	335	205	40	1040	25	360	525				
	2nd		45	60	190	165	105	185	1150	620	215				
(0.1mm)	3rd	35	200	265	15	85	340	545	430	105			120		

		Element	1	2	3	4	5	6	7	8	9	10	11	12			
(0.1 )	Air Temp.	Mean	41	54	88	144	182	204	253	266	223	180	114	39	149		
		Mean Max.	86	107	147	192	232	246	293	306	265	220	165	85	195		
		Mean Min.	8	14	52	112	149	177	228	242	196	151	76	2	117		
		Highest	150	165	192	242	280	296	335	362	306	275	230	133	362		
		Date	2	17	30	30	31	15	22	7	8	10	3	24	08/07		
		Lowest	-63	-47	-16	63	125	150	211	199	145	76	-1	-46	-63		
		Date	15	11	8	2	3	11	5	31	30	30	19	12	01/15		
(0.1mm)	Precip.	00~24h Total	125	325	275	1230	360	530	2155	920	3710	900	5	175	10710		
		Highest. 1 Daily	70	250	105	530	180	295	1535	320	2840	530	5	175	2840		
		Date	29	22	1	6	9	29	4	14	11	2	17	24	09/11		
		Hourly Date	45	60	95	100	40	150	760	205	745	155	5	100	760		
(0.1%)	Wind	Mean Speed	45	49	37	34	30	32	27	36	33	32	38	47	37		
		Highest Gust Speed	217	220	173	208	167	159	141	164	191	200	227	223	227		
		Dir.	W	W	W	WNW	SE	SSE	SE	ESE	ESE	NW	NW	WNW	NW		
(0.1%)	Wind Directions Only	Date	13	10	8	18	1	5	26	7	15	30	4	11	11/04		
		Hourly Occurrence Maximum Speed	NNE	42	35	42	28	33	48	39	59	46	57	34	33	59	
			NE	48	45	45	40	32	33	37	52	62	45	34	31	62	
			ENE	49	51	38	34	37	31	41	50	45	50	35	20	51	
			E	46	45	39	51	54	31	67	41	47	44	31	49	67	
			ESE	37	95	98	93	102	89	91	117	117	69	46	11	117	
			SE	56	87	116	137	139	131	100	112	123	107	43	20	139	
			SSE	11	50	73	109	64	87	45	78	70	86	26	91	109	
			S		14	28	53	32	28	43	29	43	44	20	10	53	
			SSW	12	25	30	54	43	40	48	42	20	16	24		54	
			SW	15	23	32	73	48	33	45	43	24	21	26	10	73	
			WSW	27	58	40	50	49	36	55	58	40	25	27	11	58	
			W	72	119	69	53	67	39	57	70	56	44	103	128	128	
			WNW	123	145	100	111	71	71	51	46	52	95	95	127	145	
		NW	121	114	97	75	67	79	64	51	78	113	113	120	121		
		NNW	103	109	81	80	50	54	31	36	45	45	91	79	109		
		N	37	29	39	16	24	29	22	26	41	69	33	30	69		
		(0.1%)	Hourly Occurrence Percentage	CALM	40	12	43	61	91	107	56	7	15	13	7	8	39
				NNE	26	13	17	8	12	13	15	35	71	132	11	13	31
				NE	34	19	46	13	12	15	19	79	57	86	14	7	34
				ENE	28	12	28	17	12	26	24	52	44	59	18	4	27
				E	5	4	17	15	22	26	30	34	19	30	7	8	18
				ESE	4	7	17	22	59	100	87	137	68	39	10	1	46
				SE	8	43	106	109	114	257	96	250	132	99	28	1	104
				SSE	4	15	73	88	62	94	33	56	71	42	8	3	46
				S		7	20	42	30	26	65	15	19	15	8	1	21
				SSW	1	7	11	56	38	29	56	15	17	3	3		20
SW	4			6	13	35	17	21	60	19	4	8	10	1	17		
WSW	4			19	12	38	20	13	42	26	19	15	21	5	19		
W	24			55	42	50	50	46	79	63	29	31	96	48	51		
WNW	316			348	191	151	145	74	120	75	103	66	304	399	190		
NW	397	339	258	234	261	110	194	73	181	156	386	425	251				
NNW	66	80	83	56	50	33	16	40	108	120	50	59	63				
N	39	10	20	6	5	10	8	24	42	87	19	15	24				



921 가

2017

Element		1	2	3	4	5	6	7	8	9	10	11	12		
Number of Days With Classified	Daily Max. Temp.	0.0													
		0.1 ~ 10.0	18	12	1								1	20	52
		10.1 ~ 20.0	13	16	30	18	3	2				7	22	11	122
		20.1 ~ 30.0				12	28	28	18	14	29	24	7		160
	Daily Mean Temp.	30.1							12	17	1				30
		- 5.0												4	10
		- 4.9 ~ 0.0	4	2											4
		0.1 ~ 10.0	27	24	23	2							10	27	113
	Daily Min. Temp.	10.1 ~ 20.0		2	8	28	26	12			2	23	20		121
		20.1					5	18	31	31	28	8			121
		- 15.0													3
		- 14.9 ~ - 5.0	3												3
	Daily Max. Precip.	- 4.9 ~ 0.0	11	7	2								1	17	38
		0.1 ~ 10.0	17	21	29	7						2	21	14	111
		10.1				23	31	30	30	31	30	29	8		212
		0.1mm	3	6	8	7	3	6	11	8	6	7	1	1	67
	Hourly Max. Precip.	10.0mm		1	1	4	2	3	2	3	4	2		1	23
		30.0mm				1			2	1	2	1			7
		80.0mm							1		1				2
		100.0mm							1		1				2
		1.0mm	2	3	6	7	3	4	10	8	5	6		1	55
Daily Max. Wind Speed	6.0mm		1	1	2		1	2	4	4	1		1	17	
	10.0mm				1		1	2	1	3	1		1	10	
	20.0mm							2	1	1				4	
	30.0mm							2		1				3	
Daily Max. Wind Speed	0.5 ~ 3.3%														
	3.4 ~ 7.9%	2		5	2	10	9	10	9	6	5	2	3	63	
	8.0 ~ 13.8%	17	12	17	21	19	14	19	17	16	19	14	11	196	
	13.9%	12	16	9	7	2	7	1	5	8	7	14	17	105	
10 - Day Summary	Mean Temp.	1st	77	41	69	131	171	194	241	282	229	206	149	49	
		2nd	24	61	98	147	183	200	258	258	229	178	94	18	
		3rd	26	62	95	154	190	218	259	259	211	160	98	50	
	Mean Max. Temp.	1st	116	89	134	177	218	240	276	323	272	245	203	96	
		2nd	72	118	158	195	232	243	305	294	265	210	144	64	
		3rd	73	115	149	204	244	255	298	302	259	205	148	95	
	Mean Min. Temp.	1st	50	9	29	100	141	166	223	256	200	177	111	10	
		2nd	- 13	10	61	114	149	169	230	237	204	154	55	- 21	
		3rd	- 11	26	66	122	155	196	230	233	183	126	63	15	
	Mean Wind Speed	1st	37	53	46	36	35	35	24	36	34	30	34	44	
		2nd	51	51	32	34	29	38	27	41	36	31	43	49	
		3rd	47	42	35	32	26	21	30	31	31	33	37	48	
Total Precip.	1st	50	50	115	710	255	110	2065	180	640	755				
	2nd		25	50	360	105	120	60	410	2860	145	5			
	3rd	75	250	110	160		300	30	330	210			175		

Element		1	2	3	4	5	6	7	8	9	10	11	12					
(0.1 )	Air Temp.	Mean	2	26	65	138	183	216	272	258	201	155	70	- 3	132			
	Mean Max.	68	88	133	208	263	287	323	317	267	216	150	63	199				
	Mean Min.	- 57	- 40	1	69	106	149	228	209	142	106	2	- 63	71				
	Highest	128	148	198	281	355	348	372	373	305	299	228	133	373				
	Date	2	17	30	30	29	19	22	7	9	10	8	3	08/07				
	Lowest	- 126	- 86	- 45	- 4	56	97	151	127	68	- 16	- 49	- 123	- 126				
	Date	15	12	9	3	2	4	27	31	30	31	24	14	01/15				
(0.1mm)	Precip.	00~24h Total	40	375	295	1180	290	175	745	730	910	590	195	5525				
		Highest. 1	Daily	20	190	115	565	125	50	305	160	490	245	195	565			
	Date	29	22	26	6	9	25	4	18	11	2	24	04/06					
	Hourly	10	35	80	110	35	30	295	150	155	70	125	295					
Date	30	22	26	6	12	26	4	18	11	2	24	07/04						
(0.1%)	Wind	Mean Speed	13	18	13	13	10	13	11	10	9	10	12	16	12			
		Highest Gust Speed	122	120	104	91	93	92	98	87	90	142	106	124	142			
		* Dir.	NW	NNW	NNW	E	NE	ESE	WNW	W	NW	W	NNW	N	W			
Date	20	20	6	14	14	7	14	24	15	22	10	5	10/22					
(0.1%)	Wind Directions Only	Hourly Occurrence Maximum Speed	NNE	34	22	24	32	31	24	23	17	12	24	31	36	36		
			NE	22	21	37	29	23	17	15	20	23	15	22	17	37		
			ENE	17	27	27	38	26	31	37	26	18	17	25	28	38		
			E	24	46	34	53	29	36	44	42	28	23	22	10	53		
			ESE	24	35	35	35	38	47	36	35	25	43	25	13	47		
			SE	17	26	44	35	33	32	31	33	26	36	26	15	44		
			SSE	25	25	27	34	29	30	27	27	29	32	20	16	34		
			S	20	14	20	27	22	15	19	21	24	27	18	10	27		
			SSW	22	9	12	24	13	19	22	14	15	13	14	21	24		
			SW	16	22	28	11	14	15		14	20	21	18	25	28		
			WSW	18	21	16	11	13	16	16	21	12	21	13	27	27		
			W	35	36	29	14	29	27	22	19	25	29	28	36	36		
			WNW	54	54	41	48	28	44	48	28	35	63	55	53	63		
			NW	53	58	50	38	32	35	31	32	29	62	49	52	62		
			NNW	66	64	58	52	42	39	26	34	38	42	51	64	66		
			N	31	22	27	37	33	25	25	24	19	20	24	25	37		
			(0.1%)	Hourly Occurrence Percentage	CALM	434	286	341	337	327	317	296	336	362	372	453	391	355
					NNE	8	13	12	15	24	26	38	15	11	9	11	9	16
					NE	7	12	15	21	16	14	34	19	20	9	11	1	15
					ENE	5	15	9	24	28	31	66	40	24	8	15	7	23
E	12	37			28	82	65	74	120	70	43	30	15	3	48			
ESE	4	43			66	76	86	193	90	124	43	47	25	15	68			
SE	16	34			97	67	71	81	78	103	59	67	29	19	60			
SSE	19	43			77	70	78	56	39	44	97	83	36	19	55			
S	19	7			19	10	34	22	23	22	49	47	13	4	22			
SSW	9	3			9	18	5	4	11	8	13	26	11	7	10			
SW	13	6			12	8	1	3		5	27	30	10	13	11			
WSW	22	18			15	10	7	1	8	8	20	38	11	17	15			
W	30	37			35	24	13	11	17	31	34	40	18	26	26			
WNW	138	152			59	57	38	21	27	38	57	79	118	132	76			
NW	136	134			77	75	58	49	47	50	73	65	113	173	87			
NNW	113	143			97	71	99	60	67	58	52	36	93	153	87			
N	15	16	32	36	50	39	40	30	18	13	18	11	27					

Element		1	2	3	4	5	6	7	8	9	10	11	12			
Number of Days With Classified	Daily Max. Temp.	0.0	1											1	2	
		0.1 ~ 10.0	23	17	5									5	26	76
		10.1 ~ 20.0	7	11	26	12	2					10	18	4		90
		20.1 ~ 30.0				18	25	18	7	8	28	21	7			132
		30.1					4	12	24	23	1					64
	Daily Mean Temp.	- 5.0													20	40
		- 4.9 ~ 0.0	15	5												
		0.1 ~ 10.0	16	22	30	2						2	25	11		108
		10.1 ~ 20.0		1	1	28	25	7			12	25	5			104
	Daily Min. Temp.	20.1					6	23	31	31	18	4				113
		- 15.0													24	53
		- 14.9 ~ - 5.0	18	11												
		- 4.9 ~ 0.0	11	15	18	1						1	15	7		68
	Daily Precip.	0.1 ~ 10.0	2	2	13	25	13	1			3	15	15			89
		10.1				4	18	29	31	31	26	15				154
		0.1mm	3	5	7	8	5	5	14	12	7	6		1		73
		10.0mm		1	1	4	1		2	3	2	2		1		17
	Hourly Max. Precip.	30.0mm				1			1		1					3
		80.0mm														
		100.0mm														
		1.0mm	2	5	7	7	4	5	10	10	6	6		1		63
Daily Max. Wind Speed	6.0mm			1	2			2	4	2	1		1		13	
	10.0mm				1			2	1	1			1		6	
	20.0mm							1							1	
	30.0mm															
Daily Max. Wind Speed	0.5 ~ 3.3%	1	2	1				1	1	2	3	2	1		14	
	3.4 ~ 7.9%	20	13	25	22	29	27	25	29	25	23	20	16		274	
	8.0 ~ 13.8%	10	13	5	8	2	3	5	1	2	4	8	14		75	
	13.9%										1				1	
10 - Day Summary	Mean Temp.	1st	34	17	44	126	167	200	265	281	212	188	107	4		
		2nd	- 14	32	73	144	179	217	278	247	204	155	52	- 23		
		3rd	- 13	29	77	144	202	231	273	248	187	126	52	7		
	Mean Max. Temp.	1st	101	75	114	186	239	275	304	339	277	244	200	74		
		2nd	49	99	154	212	259	296	336	300	263	206	125	41		
		3rd	55	91	131	224	288	291	329	312	262	200	126	74		
	Mean Min. Temp.	1st	- 23	- 38	- 21	65	91	131	238	227	156	142	30	- 55		
		2nd	- 71	- 46	- 7	79	104	142	226	211	150	113	- 9	- 82		
		3rd	- 74	- 34	28	64	123	175	221	191	119	67	- 14	- 54		
	Mean Wind Speed	1st	10	20	17	14	11	16	11	13	8	8	9	15		
		2nd	16	19	11	15	10	13	11	9	10	8	15	17		
		3rd	14	13	11	11	11	10	10	9	8	13	11	15		
Total Precip.	1st	10	45	45	735	195	25	490	45	275	395					
	2nd		140	55	375	95	40	70	560	525	165					
	3rd	30	190	195	70		110	185	125	110	30		195			

Element		1	2	3	4	5	6	7	8	9	10	11	12				
(0.1 )	Air Temp.	Mean	43	56	88	146	189	206	261	262	218	180	109	33	149		
		Mean Max.	92	112	143	192	243	255	302	300	260	217	164	86	197		
		Mean Min.	1	6	44	104	145	172	232	234	185	151	62	-12	110		
		Highest	153	186	196	257	310	308	351	359	290	273	242	150	359		
		Date	2	17	30	29	19	9	12	8	8	10	8	3	08/08		
		Lowest	-75	-56	-26	36	109	133	206	197	132	60	-10	-67	-75		
		Date	15	11	8	2	3	4	5	31	30	31	19	12	01/15		
(0.1mm)	Precip.	00~24h Total	150	255	300	1070	335	430	1000	905	1000	850		130	6425		
		Highest.	1 Daily	60	185	105	365	165	155	475	350	260	485		130	485	
			Date	8	22	1	17	9	7	5	9	6	2		24	10/02	
			Hourly	35	40	100	110	55	50	340	320	150	130		100	340	
(0.1%)	Wind	Date	29	22	1	17	12	29	5	9	11	2		24	07/05		
		Mean Speed	20	19	19	20	16	17	17	18	19	24		18	19	19	
		Highest Gust Speed	96	102	83	98	93	88	95	80	98	166		120	117	166	
		Dir.	NW	NNW	WNW	SSW	NNW	ENE	W	NE	ENE	ENE		NW	WNW	ENE	
(0.1%)	Wind Directions Only	Date	14	20	27	6	7	10	11	31	16	22	10	24	10/22		
		Hourly Occurrence Maximum Speed	35	36	33	31	23	28	25	33	40	43	30	19	43		
		NNE	39	29	42	46	34	43	34	38	45	81	38	17	81		
		NE	26	30	32	48	38	37	39	39	50	46	27	25	50		
		ENE	35	28	49	48	39	38	36	41	47	44	28	21	49		
		E	12	21	31	26	25	25	14	24	30	34	19	17	34		
		ESE	16	16	14	16	20	16	14	13	14	12	15	15	20		
		SE	15	22	17	24	21	23	10	16	15	15	12	14	24		
		SSE	23	22	40	32	34	31	32	19	55	33	26	23	55		
		S	23	40	45	51	42	42	30	36	27	45	40	45	51		
		SSW	16	28	30	55	35	26	39	29	17	31	27	21	55		
		SW	31	52	27	54	34	24	39	43	19	24	46	31	54		
		WSW	50	43	38	43	40	26	32	36	29	23	41	50	50		
		W	53	42	37	43	47	30	23	26	26	35	53	47	53		
		WNW	47	46	34	29	21	20	22	16	26	30	32	33	47		
		NW	35	36	29	28	27	27	21	24	23	33	30	33	36		
		NNW	26	24	21	20	22	17	15	20	21	24	33	27	33		
		(0.1%)	Hourly Occurrence Percentage	NNE	7	16	15	21	40	46	51	30	24	15	10	5	23
				NNE	125	64	78	46	28	57	27	142	165	214	53	23	85
NE	58			45	82	109	69	149	83	245	192	333	39	5	118		
ENE	20			18	50	43	51	96	65	118	85	59	14	11	53		
E	23			34	78	43	50	97	50	124	86	77	24	20	59		
ESE	4			22	39	18	19	25	11	16	18	7	10	7	16		
SE	5			16	4	8	15	10	4	7	6	5	1	7	7		
SSE	7			7	9	21	26	29	7	7	11	7	4	4	12		
S	12			15	23	35	58	72	42	11	34	9	18	11	28		
SSW	15			24	56	92	102	107	79	24	30	31	26	15	50		
SW	8			21	40	96	66	72	124	44	20	7	26	16	45		
WSW	40			80	30	106	101	47	216	70	14	8	89	39	70		
W	128			110	93	112	142	44	148	47	37	12	182	157	101		
WNW	181			182	117	91	106	44	22	19	30	19	142	265	101		
NW	185			153	102	63	58	31	32	20	66	40	143	229	93		
NNW	132			135	147	81	48	54	27	47	141	136	175	155	106		
N	50			57	38	14	22	19	13	30	42	22	44	31	32		

Element		1	2	3	4	5	6	7	8	9	10	11	12		
Number of Days With Classified	Daily Max. Temp.	0.0													
		0.1 ~ 10.0	18	10	2								2	20	52
		10.1 ~ 20.0	13	18	29	14	3	1				8	20	11	117
		20.1 ~ 30.0				16	26	27	16	18	29	23	8		163
	Daily Mean Temp.	30.1					2	2	15	13					32
		- 5.0												4	10
		- 4.9 ~ 0.0	4	2											4
		0.1 ~ 10.0	27	24	23	2							12	27	115
	Daily Min. Temp.	10.1 ~ 20.0		2	8	28	21	12			3	23	18		115
		20.1					10	18	31	31	26	8			124
		- 15.0												4	8
		- 14.9 ~ - 5.0	3	1											4
	Daily Max. Precip.	- 4.9 ~ 0.0	13	12	2								2	17	46
		0.1 ~ 10.0	15	15	29	13						3	20	10	105
		10.1				17	31	30	31	31	29	28	8		205
		0.1mm	4	5	7	9	4	6	12	7	7	5		1	67
	Hourly Max. Precip.	10.0mm		1	1	4	2	2	2	3	5	3		1	24
		30.0mm				1			1	2		1			5
		80.0mm													
		100.0mm													
Daily Max. Wind Speed	1.0mm	3	4	6	6	3	6	9	5	6	5		1	54	
	6.0mm			1	2			3	3	4	1		1	15	
	10.0mm			1	1			1	3	1	1		1	9	
	20.0mm							1	1					2	
Daily Max. Wind Speed	30.0mm							1	1					2	
	0.5 ~ 3.3%							1						1	
	3.4 ~ 7.9%	26	21	29	24	30	29	28	30	23	16	22	19	297	
	8.0 ~ 13.8%	5	7	2	6	1	1	2	1	6	14	8	12	65	
10 - Day Summary	Mean Temp.	13.9%									1			1	
		1st	78	44	70	130	177	194	253	277	227	206	147	43	
		2nd	22	64	97	153	191	201	272	254	221	178	88	11	
	Mean Max. Temp.	(0.1 )	29	63	96	155	198	224	257	255	208	158	93	44	
		1st	118	101	130	170	229	250	292	318	267	240	206	99	
		2nd	73	123	152	201	245	249	320	284	259	210	144	62	
	Mean Min. Temp.	3rd	85	113	147	206	254	265	296	298	253	203	142	95	
		1st	43	- 1	18	92	138	157	229	247	199	178	97	- 6	
		2nd	- 20	1	55	111	142	166	239	232	187	155	39	- 33	
	Mean Wind Speed	(0.1 )	- 17	20	58	110	154	194	229	224	171	122	50	3	
		1st	19	19	20	22	17	18	17	18	19	20	18	19	
		2nd	21	21	19	21	16	19	16	18	23	26	18	19	
Total Precip.	(0.1%)	19	18	18	19	16	14	17	19	17	27	18	18		
	1st	90	40	115	510	205	155	835	525	380	655				
	2nd		30	55	500	130	95	95	360	465	195				
(0.1mm)	3rd	60	185	130	60		180	70	20	155			130		

		Element	1	2	3	4	5	6	7	8	9	10	11	12				
(0.1 )	Air Temp.	Mean	44	56	89	139	173	196	232	256	221	182	113	39	145			
		Mean Max.	85	98	122	166	207	223	257	279	248	208	153	80	177			
		Mean Min.	4	10	50	111	146	174	209	234	191	151	69	-5	112			
		Highest	145	173	160	195	271	259	303	318	277	270	231	145	318			
		Date	2	17	30	19	7	28	18	8	19	11	3	24	08/08			
		Lowest	-71	-55	-20	48	115	140	191	191	131	68	-3	-59	-71			
		Date	15	11	8	2	3	4	14	31	30	31	19	12	01/15			
(0.1mm)	Precip.	00~24h Total	140	280	275	895	280	240	1200	705	1905	655		80	6655			
		Highest. 1	70	185	80	400	130	80	450	360	1050	225		80	1050			
		Daily	8	22	20	17	9	20	4	14	11	2		24	09/11			
		Date	25	35	70	135	50	40	255	140	295	60		70	295			
(0.1%)	Wind	Hourly	29	22	1	17	12	29	4	9	11	6		24	09/11			
		Date	33	32	35	44	32	31	35	39	33	45	19	24	34			
		Mean Speed	162	161	166	232	150	146	155	134	193	245	152	186	245			
		Highest Gust Speed	NE	NNW	SSW	S	S	SSW	S	N	S	NNE	NNW	SSW	NNE			
(0.1%)	Wind Directions Only	Dir.	6	20	9	6	7	7	11	31	11	22	18	24	10/22			
		Date	52	53	94	83	74	59	60	67	81	133	65	30	133			
		Hourly Occurrence Maximum Speed	99	50	83	83	51	72	50	81	116	115	58	29	116			
		NNE	36	48	65	60	51	46	41	62	58	114	26	28	114			
(0.1%)	Wind Directions Only	NE	25	39	63	45	47	37	30	45	46	50	9	24	63			
		E	26	50	47	43	78	25	15	34	31	27	25	26	78			
		ESE	25	52	38	47	88	33	22	26	133	82	44	21	133			
		SE	42	74	51	59	56	38	35	51	125	115	44	27	125			
		SSE	44	97	98	174	96	111	94	95	77	121	80	141	174			
		S	94	94	113	142	114	111	109	97	74	42	85	53	142			
		SSW	64	68	40	46	49	47	60	40	31	22	48	46	68			
		SW	36	35	31	37	45	37	48	31	27	18	25	41	48			
		WSW	42	31	34	32	46	35	26	19	27	22	33	45	46			
		W	52	37	30	21	33	23		13	5		26	36	52			
		WNW	59	43	41	33	18	39	14	28	35	57	50	55	59			
		NW	78	75	68	90	51	51	43	71	79	100	93	72	100			
		NNW	66	57	87	86	36	68	75	95	102	151	81	45	151			
		N	8	10	16	17	42	42	44	20	139	130	406	30	75			
		(0.1%)	Wind Directions Only	Hourly Occurrence Percentage	CALM	27	15	63	79	63	135	74	140	111	153	7	11	74
				NNE	43	19	95	60	38	56	31	179	146	164	13	7	71	
NE	4			28	23	14	8	28	4	43	26	32	4	5	18			
E	5			4	43	15	11	17	4	22	21	7	1	4	13			
ESE	7			12	20	7	11	10	7	19	7	1	4	3	9			
SE	1			21	13	11	15	17	5	5	6	1	4	1	8			
SSE	17			34	5	14	20	20	3	11	11	15	7	8	14			
S	17			40	74	138	82	85	27	35	43	28	42	34	54			
SSW	23			54	79	235	224	185	257	99	56	16	96	18	112			
SW	39			55	27	89	203	106	289	51	25	7	46	38	82			
WSW	62			48	66	85	110	35	100	26	29	8	46	114	61			
W	89			49	63	46	24	24	4	4	13	3	25	124	39			
WNW	47			54	26	13	8	8		1	1		10	80	20			
NW	184			236	132	35	9	7	5	17	49	30	49	246	82			
NNW	386			287	208	106	82	77	43	214	238	300	207	243	199			
N	40			33	46	39	50	149	102	114	81	105	35	33	69			

Element		1	2	3	4	5	6	7	8	9	10	11	12		
Number of Days With Classified	Daily Max. Temp.	0.0													
		0.1 ~ 10.0	18	17	4	1							3	24	67
		10.1 ~ 20.0	13	11	27	29	12	4				14	23	7	140
		20.1 ~ 30.0					19	26	30	28	30	17	4		154
	Daily Mean Temp.	30.1							1	3					4
		- 5.0												4	10
		- 4.9 ~ 0.0	4	2										4	10
		0.1 ~ 10.0	26	24	22	2							11	27	112
	Daily Min. Temp.	10.1 ~ 20.0	1	2	9	28	31	17			3	24	19		134
		20.1						13	31	31	27	7			109
		- 15.0												2	6
		- 14.9 ~ - 5.0	3	1										2	6
	Daily Precip.	- 4.9 ~ 0.0	11	8	2								1	17	39
		0.1 ~ 10.0	17	19	29	7						2	23	12	109
		10.1				23	31	30	31	31	30	29	6		211
		0.1mm	4	5	9	7	3	7	13	6	7	9		1	71
	Hourly Max. Precip.	10.0mm		1		4	2		4	3	5	3			22
		30.0mm				1			1	1	1				4
		80.0mm									1				1
		100.0mm									1				1
1.0mm		3	4	5	6	3	5	9	4	6	6		1	52	
Daily Max. Wind Speed	6.0mm			1	1			3	3	3	1		1	13	
	10.0mm				1			3	3	2				9	
	20.0mm							2		1				3	
	30.0mm														
Daily Max. Wind Speed	0.5 ~ 3.3%														
	3.4 ~ 7.9%	5	1	5	2	10	14	6	9	14	5	9	10	90	
	8.0 ~ 13.8%	24	24	22	16	18	15	24	22	10	19	19	17	230	
	13.9%	2	3	4	12	3	1	1		6	7	2	2	43	
10 - Day Summary	Mean Temp.	1st	81	44	70	126	169	181	217	272	229	207	151	49	
		2nd	24	64	98	144	174	194	234	254	226	180	92	15	
		3rd	29	61	97	148	176	213	244	243	209	160	97	50	
	Mean Max. Temp.	1st	113	88	111	150	206	211	238	294	254	229	190	91	
		2nd	67	111	126	172	207	220	264	272	252	205	134	58	
		3rd	76	95	128	175	208	238	267	271	239	190	135	90	
	Mean Min. Temp.	1st	48	4	25	97	143	159	199	251	200	177	103	6	
		2nd	- 17	8	57	117	144	173	204	236	198	156	48	- 31	
		3rd	- 16	20	65	118	151	192	224	216	176	124	56	7	
	Mean Wind Speed	1st	34	28	32	45	32	34	42	37	34	37	19	23	
		2nd	32	33	37	44	30	32	34	41	44	54	19	25	
		3rd	34	34	37	44	35	26	30	39	21	43	18	23	
Total Precip.	1st	90	30	75	305	155	55	765	215	425	460				
	2nd		15	85	575	125	80	45	370	1280	175				
	3rd	50	235	115	15		105	390	120	200	20		80		

Element		1	2	3	4	5	6	7	8	9	10	11	12					
(0.1 )	Air Temp.	Mean	10	32	72	142	191	224	274	264	207	161	74	2	138			
		Mean Max.	72	96	141	215	271	300	331	321	273	220	150	67	205			
		Mean Min.	-45	-32	8	76	119	163	234	221	154	113	9	-57	80			
		Highest	138	156	204	283	358	351	383	390	303	288	228	120	390			
		Date	2	16	30	16	29	19	22	6	25	10	8	3	08/06			
		Lowest	-106	-78	-48	7	63	118	170	156	81	5	-43	-105	-106			
		Date	15	12	8	3	2	5	27	27	30	31	24	14	01/15			
(0.1mm)	Precip.	00~24h Total	65	290	275	775	320	150	825	855	1295	645		175	5670			
		Highest. 1	Daily	30	215	100	355	150	50	375	275	735	270		165	735		
			Date	8	22	26	6	9	29	5	22	11	2		24	09/11		
			Hourly	15	40	60	80	50	25	330	205	220	85		115	330		
(0.1%)	Wind	Date	29	22	26	6	5	29	5	22	11	2		24	07/05			
		Mean Speed	18	21	17	16	15	15	12	12	13	14	14	19	16			
		Highest Gust Speed	146	145	150	150	158	121	138	95	125	145	136	156	158			
(0.1%)	Wind Directions Only	Dir.	W	N	NW	WSW	WNW	SE	NW	SW	E	NNE	WNW	WNW	WNW			
		Date	20	20	27	14	7	7	24	21	15	22	24	11	05/07			
		Hourly Occurrence Maximum Speed	NNE	17	24	24	9	20	12	12	16	20	53	9	12	53		
			NE	19	11	36	47	16	12	35	31	35	61	18	9	61		
			ENE	29	7	25	65	18	13	39	23	44	37	16	15	65		
			E	48	35	45	55	14	56	38	34	70	51	17	13	70		
			ESE	21	47	65	61	69	59	42	47	49	41	16	16	69		
			SE	15	15	54	63	47	61	33	45	34	49	10	17	63		
			SSE	14	25	40	42	52	58	38	31	27	26	12	12	58		
			S	11	39	25	47	28	31	43	24	20	7	10	14	47		
			SSW	14	31	35	41	31	29	32	34	24	15	16	14	41		
			SW	23	37	29	42	42	33	39	27	20	21	27	28	42		
			WSW	54	43	44	51	38	43	42	31	31	30	60	55	60		
			W	74	59	98	52	91	45	55	46	45	28	72	71	98		
			WNW	61	66	75	54	77	40	33	33	38	45	69	80	80		
			NW	64	79	56	41	33	52	35	38	48	65	61	64	79		
			NNW	73	74	68	38	28	30	14	39	21	42	53	57	74		
			N	27	37	36	35	20	10	12	11	32	49	22	28	49		
			(0.1%)	Hourly Occurrence Percentage	CALM	233	217	300	214	206	307	355	368	329	324	350	176	282
					NNE	4	3	9	4	5	3	3	7	1	17	1	3	5
NE	4				10	12	13	8	7	4	7	13	16	4	4	8		
ENE	11	4			16	31	22	10	13	13	38	34	3	4	17			
E	30	6			32	45	52	36	31	27	67	90	19	32	39			
ESE	31	24			59	81	95	90	36	70	57	55	21	39	55			
SE	12	16			26	68	73	86	38	67	29	39	18	39	43			
SSE	11	12			23	33	51	50	44	35	15	11	10	16	26			
S	5	6			19	43	28	44	79	26	14	3	7	13	24			
SSW	4	7			17	36	28	43	48	35	17	9	13	7	22			
SW	17	36			17	53	42	28	44	32	32	27	29	23	32			
WSW	103	94			93	77	94	81	118	65	92	74	88	75	88			
W	202	149			138	103	140	81	95	66	131	106	142	160	126			
WNW	118	135			112	78	91	61	43	69	67	73	104	138	91			
NW	142	182			82	84	42	63	32	93	81	83	146	199	102			
NNW	65	92			39	25	16	10	11	19	10	20	36	59	33			
N	8	6			5	13	7	1	4	3	10	19	10	12	8			



Element		1	2	3	4	5	6	7	8	9	10	11	12		
Number of Days With Classified	Daily Max. Temp.	0.0													
		0.1 ~ 10.0	22	15	5								4	28	74
		10.1 ~ 20.0	9	13	25	10	2					11	23	3	96
		20.1 ~ 30.0			1	20	24	15	5	4	28	20	3		120
	Daily Mean Temp.	30.1					5	15	26	27	2				75
		- 5.0												16	34
		- 4.9 ~ 0.0	15	3											
		0.1 ~ 10.0	16	24	28	2						2	24	15	111
	Daily Min. Temp.	10.1 ~ 20.0		1	3	28	22	6			7	24	6		97
		20.1					9	24	31	31	23	5			123
		- 15.0												22	42
		- 14.9 ~ - 5.0	12	8											
	Daily Max. Precip.	- 4.9 ~ 0.0	17	18	16								12	9	72
		0.1 ~ 10.0	2	2	15	23	8				1	12	17		80
		10.1				7	23	30	31	31	29	19	1		171
		0.1mm	3	5	7	7	5	7	12	13	6	7		2	74
	Hourly Max. Precip.	10.0mm		1	1	3	1		3	3	2	2		1	17
		30.0mm				1			1		2				4
		80.0mm													
		100.0mm													
Daily Max. Wind Speed	1.0mm	3	3	7	6	3	4	8	10	5	5		1	55	
	6.0mm			1	2			3	4	3	1		1	15	
	10.0mm							2	2	2			1	7	
	20.0mm							1	1	1				3	
Daily Max. Wind Speed	30.0mm							1						1	
	0.5 ~ 3.3%								1				1	2	
	3.4 ~ 7.9%	17	12	18	9	18	12	17	24	27	24	17	15	210	
	8.0 ~ 13.8%	13	14	11	20	12	18	14	6	3	6	13	14	144	
10 - Day Summary	Mean Temp.	13.9%	1	2	2	1	1				1		1	9	
		1st	40	23	52	129	174	210	270	288	216	190	111	10	
		2nd	- 7	38	78	148	186	224	279	251	211	163	58	- 15	
	Mean Max. Temp.	3rd	- 3	35	84	150	210	239	275	253	194	133	55	10	
		1st	105	83	122	195	249	287	314	351	280	246	194	78	
		2nd	55	107	159	219	263	309	339	302	268	213	127	45	
	Mean Min. Temp.	3rd	56	97	141	230	297	303	339	313	270	203	130	79	
		1st	- 14	- 29	- 16	68	103	144	242	239	167	149	41	- 50	
		2nd	- 60	- 38	- 1	84	115	154	232	220	161	120	- 6	- 72	
	Mean Wind Speed	3rd	- 61	- 27	37	75	136	190	228	205	135	73	- 8	- 50	
		1st	13	24	23	17	16	19	14	13	11	11	12	18	
		2nd	22	21	13	18	17	15	13	9	16	16	16	22	
Total Precip.	3rd	19	16	14	15	13	12	10	13	11	15	14	17		
	1st	30	40	20	465	235	20	590	150	460	445		10		
	2nd		35	40	285	80	55	60	325	745	195				
(0.1mm)		3rd	35	215	215	25	5	75	175	380	90	5	165		

Element		1	2	3	4	5	6	7	8	9	10	11	12					
(0.1 )	Air Temp.	Mean	24	40	75	143	186	215	265	263	210	168	87	14	141			
		Mean Max.	83	102	138	208	255	267	308	309	267	223	161	83	200			
		Mean Min.	-38	-22	10	77	119	166	233	225	157	120	17	-49	85			
		Highest	151	166	189	263	320	317	354	375	298	289	239	140	375			
		Date	2	17	30	30	29	19	22	7	9	10	8	24	08/07			
		Lowest	-92	-60	-49	6	63	128	174	161	78	24	-39	-89	-92			
		Date	26	13	7	3	2	4	27	27	30	31	24	17	01/26			
(0.1mm)	Precip.	00~24h Total	75	395	185	1115	395	380	1425	2540	925	890	140	8465				
		Highest. 1	Daily	40	295	45	555	150	120	455	585	475	445	120	585			
			Date	29	22	29	6	9	7	4	21	11	2	24	08/21			
			Hourly	30	55	40	155	75	50	290	305	140	225	80	305			
		Date	29	22	26	6	5	20	4	21	11	2	24	08/21				
(0.1%)	Wind	Mean Speed	19	22	17	18	15	15	12	15	15	18	16	19	17			
		Highest Gust Speed	123	141	139	173	141	97	74	113	112	136	128	143	173			
		Dir.	NNW	NW	NW	NW	NNW	NW	SSW	NW	WNW	NW	NNW	NNW	NW			
		Date	20	20	6	18	7	8	3	31	17	22	18	11	04/18			
(0.1%)	Wind Directions Only	Hourly Occurrence Maximum Speed	NNE	20	26	23	17	15	15	21	22	27	26	24	28	28		
			NE	26	24	22	22	14	12	16	16	22	21	22	21	26		
			ENE	9	12	15	11	12	13	13	17	11	14	18	17	18		
			E	10	15	11	11	12	10	14	14	11	8	13	18	18		
			ESE	17	25	11	24	29	28	22	20	20	18	6	18	29		
			SE	14	36	36	52	35	48	41	35	27	29	35	18	52		
			SSE	33	35	39	47	40	44	31	48	31	34	31	25	48		
			S	30	40	44	54	45	51	41	46	47	28	29	25	54		
			SSW	22	35	47	54	48	53	41	45	25	31	25	22	54		
			SW	19	32	33	35	36	27	28	29	21	20	39	23	39		
			WSW	27	34	27	37	37	31	32	23	22		22	19	37		
			W	38	34	39	45	37	19	23	15	27	15	39	49	49		
			WNW	69	56	63	41	56	39	16	25	25	41	46	55	69		
			NW	72	73	75	61	73	48	29	57	61	72	59	68	75		
			NNW	70	75	66	75	76	45	17	78	63	69	71	66	78		
			N	38	40	34	33	23	29	29	28	40	38	33	42	42		
			(0.1%)	Hourly Occurrence Percentage	CALM	306	225	269	225	273	286	254	215	235	203	319	245	255
					NNE	38	27	36	18	13	14	20	51	61	71	26	32	34
					NE	12	19	13	15	13	6	12	20	32	35	15	15	17
					ENE	5	16	11	6	22	8	15	9	11	9	7	12	11
					E	5	13	11	13	12	19	17	26	11	12	6	9	13
					ESE	3	12	12	21	35	17	48	22	15	22	7	16	19
					SE	9	31	39	69	27	58	83	47	33	23	33	12	39
					SSE	13	46	73	97	98	133	101	85	36	39	39	22	65
					S	26	46	83	115	129	194	165	128	69	34	51	20	89
					SSW	12	19	20	69	77	65	98	62	22	8	25	15	41
					SW	4	7	15	31	27	17	48	12	4	7	11	5	16
WSW	7	15			9	24	19	18	31	13	14		7	7	14			
W	9	13			13	14	13	6	15	11	11	9	21	9	12			
WNW	32	27			26	17	24	7	5	9	15	17	25	31	20			
NW	173	168	102	63	56	42	13	52	99	109	107	206	99					
NNW	253	246	180	146	99	58	40	147	235	305	238	263	184					
N	91	68	87	58	62	51	32	91	96	97	63	81	73					

Element		1	2	3	4	5	6	7	8	9	10	11	12		
Number of Days With Classified	Daily Max. Temp.	0.0													
		0.1 ~ 10.0	20	14	3								2	21	60
		10.1 ~ 20.0	11	14	28	11	2					9	22	10	107
		20.1 ~ 30.0				19	27	27	10	10	30	22	6		151
	Daily Mean Temp.	30.1					2	3	21	21					47
		- 5.0													
		- 4.9 ~ 0.0	8	2										7	17
		0.1 ~ 10.0	23	25	27	2						2	19	24	122
	Daily Min. Temp.	10.1 ~ 20.0		1	4	28	26	7			6	23	11		106
		20.1					5	23	31	31	24	6			120
		- 15.0													
		- 14.9 ~ - 5.0	13	5										15	33
	Daily Max. Precip.	- 4.9 ~ 0.0	15	16	9								11	15	66
		0.1 ~ 10.0	3	7	22	22	7				1	9	19	1	91
		10.1				8	24	30	31	31	29	22			175
0.1mm		2	6	8	6	5	5	15	12	4	7		2	72	
Hourly Max. Precip.	10.0mm		1		3	2	2	4	7	2	3		1	25	
	30.0mm				1			2	3	2	1			9	
	80.0mm														
	100.0mm														
Daily Max. Wind Speed	1.0mm	2	4	6	6	4	5	13	11	4	7		2	64	
	6.0mm				2	1		4	8	3	2		1	21	
	10.0mm				1			3	5	2	1			12	
	20.0mm							1	2		1			4	
Daily Max. Wind Speed	30.0mm								1					1	
	0.5 ~ 3.3%	1						1				1		3	
	3.4 ~ 7.9%	16	13	20	15	26	28	30	27	24	22	16	17	254	
	8.0 ~ 13.8%	14	14	10	14	4	2		4	6	9	13	13	103	
10 - Day Summary	Mean Temp.	13.9%		1	1	1	1						1	5	
		1st	54	32	55	129	168	203	260	282	218	196	121	21	
		2nd	10	46	82	150	186	210	269	254	216	170	70	- 3	
	Mean Max. Temp.	3rd	11	43	87	150	203	231	268	253	195	142	71	22	
		1st	117	89	121	190	237	264	291	331	274	246	202	93	
		2nd	66	116	152	213	254	265	318	292	268	216	141	61	
	Mean Min. Temp.	3rd	69	101	141	221	272	274	315	305	259	209	140	93	
		1st	- 8	- 19	- 13	70	101	148	240	239	171	151	47	- 42	
		2nd	- 51	- 33	6	85	117	158	230	227	162	136	3	- 62	
	Mean Wind Speed	3rd	- 53	- 14	34	78	137	192	229	211	136	78	1	- 44	
		1st	13	25	21	16	15	17	14	15	13	13	13	18	
		2nd	25	23	14	21	15	15	12	12	18	21	17	22	
Total Precip.	3rd	19	17	17	16	14	14	11	18	15	21	17	17		
	1st	35	65	20	825	305	160	1135	145	355	730		20		
	2nd		35	45	260	65	115	65	1445	475	160				
(0.1mm)	3rd	40	295	120	30	25	105	225	950	95			120		

Element		1	2	3	4	5	6	7	8	9	10	11	12			
(0.1 )	Air Temp.	Mean	4	26	64	137	183	218	272	257	199	155	66	- 6	131	
		Mean Max.	74	95	139	211	267	297	328	322	271	219	150	67	203	
		Mean Min.	- 59	- 43	- 4	61	102	148	228	207	137	100	- 12	- 75	66	
		Highest	134	151	209	283	353	357	369	393	305	295	226	138	393	
		Date	2	17	30	16	29	18	22	6	25	10	8	3	08/06	
		Lowest	- 123	- 91	- 68	- 9	47	91	148	136	55	- 23	- 65	- 128	- 128	
		Date	15	12	8	3	2	4	27	27	30	31	24	14	12/14	
(0.1mm)	Precip.	00~24h Total	35	295	310	1075	405	270	460	1100	755	505		145	5355	
		Highest. 1	Daily	20	170	65	395	235	165	110	275	410	205		145	410
			Date	29	22	26	6	9	25	15	19	11	2		24	09/11
			Hourly	10	40	45	115	90	65	110	260	135	55		90	260
(0.1%)	Wind	Date	30	22	26	17	9	25	15	19	11	2		24	08/19	
		Mean Speed	15	19	15	19	14	14	17	12	12	15	15	15	15	
(0.1%)	Wind	Highest Gust Speed	147	130	119	133	118	106	132	101	103	174	142	138	174	
		Dir.	WNW	NNW	NW	SSW	N	NE	SSW	SSE	ENE	NE	SSW	NNW	NE	
(0.1%)	Wind	Date	20	20	27	14	15	1	11	19	15	22	10	16	10/22	
		Hourly Occurrence Maximum Speed	48	72	49	59	40	36	38	55	45	75	50	40	75	
(0.1%)	Wind Directions Only	NNE	44	46	43	49	26	35	55	41	54	80	40	46	80	
		NE	35	34	37	49	17	26	30	32	44	52	21	33	52	
		ENE	25	36	37	39	12	34	27	28	38	34	14	27	39	
		E	17	14	25	44	25	42	27	29	22	30	15	16	44	
		ESE	36	19	22	23	13	33	15	23	16	11	17	21	36	
		SE	16	27	19	40	28	37	10	65	17	22	12	15	65	
		SSE	18	44	33	49	48	46	44	29	13	27	33	38	49	
		S	43	65	36	82	57	54	66	61	33	23	62	40	82	
		SSW	41	59	48	79	55	57	68	40	26	23	79	38	79	
		SW	39	33	50	57	50	38	37	25	23	30	46	44	57	
		WSW	72	42	47	49	64	37	28	31	29	34	44	54	72	
		W	37	36	66	58	58	32	49	26	30	37	46	58	66	
		WNW	54	45	51	40	37	39	32	35	20	32	64	50	64	
		NW	56	58	58	41	26	45	29	40	30	43	51	80	80	
		NNW	52	76	62	54	38	44	34	39	43	56	43	47	76	
(0.1%)	Wind Directions Only	N	195	170	290	233	292	219	234	270	314	267	272	203	247	
		Hourly Occurrence Percentage	128	100	79	64	54	46	52	131	129	177	71	90	93	
		NNE	74	77	54	49	36	46	42	71	92	140	46	65	66	
		NE	59	40	31	35	30	44	20	32	44	67	31	55	41	
		ENE	32	31	23	33	26	32	13	28	29	38	26	36	29	
		E	48	25	32	31	27	38	15	25	28	23	33	39	30	
		ESE	63	34	52	56	50	64	30	29	53	43	60	51	49	
		SE	34	43	31	38	48	68	26	64	43	24	46	28	41	
		SSE	28	27	24	39	31	50	42	29	24	17	28	30	31	
		S	35	58	39	124	65	78	171	78	36	31	50	34	66	
		SSW	46	64	63	106	95	113	145	46	18	22	69	46	69	
		SW	26	25	47	39	46	38	55	33	35	24	32	38	37	
		WSW	27	46	35	24	55	29	32	19	43	19	24	35	32	
		W	24	33	34	40	43	38	38	33	33	19	44	47	35	
		WNW	35	46	36	24	44	26	42	40	17	19	35	39	34	
NW	62	80	59	24	26	33	22	32	26	26	72	71	44			
NNW	85	100	70	44	34	39	23	39	36	44	61	94	56			

Element		1	2	3	4	5	6	7	8	9	10	11	12			
Number of Days With Classified	Daily Max. Temp.	0.0												1	1	
		0.1 ~ 10.0	24	15	4								7	26	76	
		10.1 ~ 20.0	7	13	26	12	2					9	15	4	88	
		20.1 ~ 30.0			1	18	24	16	6	7	28	22	8		130	
		30.1					5	14	25	22	2				68	
	Daily Mean Temp.	-5.0													1	1
		-4.9 ~ 0.0	14	4											21	39
		0.1 ~ 10.0	17	24	30	2						3	25	9	110	
		10.1 ~ 20.0			1	28	25	7			13	24	5		103	
		20.1					6	23	31	29	17	4			110	
	Daily Min. Temp.	-15.0													3	25
		-14.9 ~ -5.0	18	12	2										6	70
		-4.9 ~ 0.0	12	15	17	1						1	18	9	83	
		0.1 ~ 10.0	1	1	12	26	14	2			3	15	9		150	
		10.1				3	17	28	31	29	27	15				
	Daily Precip.	0.1mm	3	5	8	8	6	5	13	12	6	7		1	74	
		10.0mm		1		4	1	1	2	4	3	2		1	19	
		30.0mm				1					1				2	
		80.0mm														
		100.0mm														
	Hourly Max. Precip.	1.0mm	2	5	8	8	4	4	10	11	5	5		1	63	
		6.0mm				2	1	1	2	4	1			1	12	
		10.0mm				1			1	2	1				5	
		20.0mm								1					1	
30.0mm																
Daily Max. Wind Speed	0.5 ~ 3.3%	1							1					2		
	3.4 ~ 7.9%	18	13	22	10	25	23	22	27	25	22	15	13	235		
	8.0 ~ 13.8%	11	15	9	20	6	7	9	1	5	8	14	18	123		
	13.9%	1									1	1		3		
10 - Day Summary	Mean Temp. (0.1 )	1st	37	19	44	124	166	201	269	281	209	185	102	-1		
		2nd	-13	32	70	142	180	220	278	250	202	156	47	-25		
		3rd	-11	26	77	144	201	233	270	238	185	126	48	6		
	Mean Max. Temp. (0.1 )	1st	107	83	118	193	247	281	308	352	280	246	201	76		
		2nd	56	103	158	214	261	309	342	306	262	207	125	43		
		3rd	61	99	140	227	291	302	334	306	271	205	125	80		
	Mean Min. Temp. (0.1 )	1st	-24	-39	-26	52	84	128	244	225	152	137	18	-73		
		2nd	-72	-51	-14	73	102	142	223	215	143	112	-25	-91		
		3rd	-78	-37	24	60	118	175	219	178	116	56	-29	-64		
	Mean Wind Speed (0.1%)	1st	12	19	19	18	13	16	23	13	11	11	13	14		
		2nd	18	23	12	21	14	14	17	12	16	16	17	17		
		3rd	15	14	13	17	14	12	11	13	11	19	15	15		
Total Precip. (0.1mm)	1st	5	55	55	590	275	20	175	120	190	325					
	2nd		70	65	425	90	55	160	675	440	180					
	3rd	30	170	190	60	40	195	125	305	125		145				

Element		1	2	3	4	5	6	7	8	9	10	11	12					
(0.1 )	Air Temp.	Mean	9	29	61	135	177	208	259	254	196	152	72	2	130			
		Mean Max.	69	92	130	202	250	266	303	304	257	209	148	67	191			
		Mean Min.	- 44	- 33	- 5	67	106	158	226	216	143	106	6	- 54	74			
		Highest	135	156	188	267	333	318	342	360	292	280	217	126	360			
		Date	2	16	30	30	29	15	22	7	12	10	8	24	08/07			
		Lowest	- 105	- 71	- 68	- 9	54	113	166	144	64	- 1	- 50	- 101	- 105			
		Date	26	13	8	3	3	2	27	27	30	31	24	14	01/26			
(0.1mm)	Precip.	00~24h Total	15	5	50	1050	530	505	800	2930	1220	930		260	8295			
		Highest. 1	Daily	15	5	30	415	225	125	190	1135	575	390		230	1135		
			Date	29	22	31	5	9	7	25	21	11	2		24	08/21		
			Hourly	15	5	15	85	75	105	160	315	155	195		155	315		
	Date	29	22	31	6	9	26	25	21	11	2		24	08/21				
(0.1%)	Wind	Mean Speed	24	28	20	22	20	23	21	17	14	17	19	25	21			
		Highest Gust Speed	147	147	119	131	127	116	82	94	95	144	139	131	147			
		Dir.	NW	NNW	NW	N	NNW	SE	SW	WSW	NE	NNE	NW	NNW	NNW			
		Date	20	20	21	18	7	5	11	24	17	22	24	26	02/20			
(0.1%)	Wind Directions Only	Hourly Occurrence Maximum Speed	NNE	61	57	44	44	42	24	43	46	51	68	43	41	68		
			NE	39	42	37	48	27	23	27	43	45	54	37	43	54		
			ENE	28	9	24	20	11	35	18	41	23	26	41	25	41		
			E	13	6	10	32	46	18	22	18	15	13	8	8	46		
			ESE	18	24	30	40	55	39	34	52	34	57	21	17	57		
			SE	46	51	67	67	81	84	55	67	45	57	47	41	84		
			SSE	42	44	48	66	57	63	52	51	38	54	37	30	66		
			S	25	35	33	50	38	36	38	32	30	19	13	9	50		
			SSW	11	47	32	44	17	41	28	38	20	16	26	8	47		
			SW	14	63	37	55	19	46	32	53	19	17	49	14	63		
			WSW	21	44	23	38	32	38	21	48	27	16	48	14	48		
			W	25	52	50	45	38	32	19	19	26	30	43	38	52		
			WNW	69	61	53	49	47	47	37	42	40	47	69	63	69		
			NW	81	94	76	56	76	60	38	48	49	83	98	85	98		
			NNW	91	94	73	81	61	54	41	37	43	49	53	77	94		
			N	39	62	38	44	39	50	19	41	36	42	48	47	62		
			(0.1%)	Hourly Occurrence Percentage	CALM	184	159	267	185	246	226	186	200	310	241	288	239	228
					NNE	63	39	39	49	19	10	12	47	89	116	36	23	45
					NE	31	7	35	29	19	3	13	34	43	52	15	26	26
					ENE	7	1	13	8	4	8	12	8	10	7	8	3	8
E	3	3			3	10	16	14	20	16	10	4	3	9	9			
ESE	15	10			28	43	54	65	73	51	29	24	25	23	37			
SE	30	51			103	175	191	294	327	203	99	52	82	52	139			
SSE	26	55			62	138	105	128	198	138	43	32	38	12	81			
S	17	10			15	39	22	24	28	30	11	9	13	8	19			
SSW	12	12			9	29	9	17	15	18	17	11	14	9	14			
SW	13	19			9	32	9	15	13	23	11	19	13	7	15			
WSW	20	24			7	15	9	10	11	19	15	12	25	11	15			
W	30	25			24	18	15	18	5	9	29	19	25	35	21			
WNW	110	112			81	69	67	42	24	51	56	66	113	118	76			
NW	289	303	173	75	124	67	35	65	99	109	218	278	152					
NNW	110	131	86	53	67	44	11	38	69	97	40	112	71					
N	40	37	44	33	24	15	15	50	61	130	45	35	44					

Element		1	2	3	4	5	6	7	8	9	10	11	12		
Number of Days With Classified	Daily Max. Temp.	0.0													
		0.1 ~ 10.0	24	16	7								3	26	76
		10.1 ~ 20.0	7	12	24	14	2					13	24	5	101
		20.1 ~ 30.0				16	27	27	15	12	30	18	3		148
	Daily Mean Temp.	30.1					2	3	16	19					40
		- 5.0												16	33
		- 4.9 ~ 0.0	13	4											
		0.1 ~ 10.0	18	23	30	2						3	24	15	115
	Daily Min. Temp.	10.1 ~ 20.0		1	1	28	27	10			15	25	6		113
		20.1					4	20	31	30	15	3			103
		- 15.0												1	19
		- 14.9 ~ - 5.0	12	6	3										41
	Daily Precip.	- 4.9 ~ 0.0	17	20	17	2						1	15	11	83
		0.1 ~ 10.0	2	2	11	23	13				3	12	14	1	81
		10.1				5	18	30	31	31	27	18			160
		0.1mm	1	1	3	6	5	6	11	10	6	6		2	57
	Hourly Max. Precip.	10.0mm				4	3	3	2	7	3	3		1	26
		30.0mm				1					2	2	1		6
		80.0mm								1					1
		100.0mm								1					1
		1.0mm	1		3	6	4	6	11	10	5	6		2	54
Daily Max. Wind Speed	6.0mm				2	3	1	4	7	3	2		1	23	
	10.0mm						1	2	5	1	1		1	11	
	20.0mm								2					2	
	30.0mm								1					1	
Daily Max. Wind Speed	0.5 ~ 3.3%			1										1	
	3.4 ~ 7.9%	17	9	17	10	19	19	30	25	25	25	16	11	223	
	8.0 ~ 13.8%	12	18	13	20	12	11	1	6	5	5	13	20	136	
	13.9%	2	1								1	1		5	
10 - Day Summary	Mean Temp.	1st	38	22	41	120	160	197	253	273	206	183	105	10	
		2nd	- 7	35	69	143	174	204	262	247	201	154	56	- 14	
		3rd	- 2	31	74	142	195	224	263	242	181	123	56	9	
	Mean Max. Temp.	1st	102	80	113	184	229	262	285	327	260	234	189	78	
		2nd	51	105	149	205	249	268	311	286	258	200	128	46	
		3rd	57	93	129	217	270	267	311	299	253	194	126	77	
	Mean Min. Temp.	1st	- 17	- 28	- 27	56	88	143	233	227	158	142	36	- 49	
		2nd	- 60	- 41	- 14	78	103	146	224	223	146	119	- 10	- 63	
		3rd	- 55	- 29	23	68	124	185	221	201	125	60	- 8	- 51	
	Mean Wind Speed	1st	16	33	26	21	20	26	27	19	12	13	16	23	
		2nd	30	28	17	26	21	22	18	16	15	18	21	28	
		3rd	26	22	17	20	20	20	17	17	14	19	19	23	
Total Precip.	1st				745	345	190	385	55	450	700		30		
	2nd				245	110	135	55	1400	615	230				
	3rd	15	5	50	60	75	180	360	1475	155			230		

Element		1	2	3	4	5	6	7	8	9	10	11	12					
(0.1 )	Air Temp.	Mean	34	46	80	138	179	207	255	269	220	177	102	31	145			
	Mean Max.	83	97	131	192	240	258	295	314	272	228	161	83	196				
	Mean Min.	-22	-14	25	88	125	166	227	236	177	139	46	-27	97				
	Highest	133	153	169	223	295	294	331	361	305	282	228	133	361				
	Date	2	17	19	29	30	15	24	6	9	10	8	24	08/06				
	Lowest	-83	-74	-47	30	92	131	202	182	108	30	-4	-67	-83				
	Date	15	11	8	2	3	2	27	27	30	31	18	27	01/15				
(0.1mm)	Precip.	00~24h Total	150	425	240	1335	390	890	2630	1830	2170	1270	5	225	11560			
		Highest. 1 Daily	95	300	55	470	185	385	1620	830	1215	740	5	195	1620			
	Date	29	22	29	6	9	29	4	14	11	2	17	24	07/04				
	Hourly	45	60	20	135	45	160	760	330	520	435	5	145	760				
Date	29	22	31	25	9	29	4	14	11	2	18	24	07/04					
(0.1%)	Wind	Mean Speed	24	24	23	23	20	20	18	22	21	23	20	23	22			
		Highest Gust Speed	156	177	135	150	111	102	120	117	181	167	163	149	181			
		Dir.	NNE	ESE	N	SSW	N	SW	ENE	WSW	SSW	SW	NNE	NE	SSW			
Date	20	19	7	10	14	12	10	14	1	22	24	24	09/01					
(0.1%)	Wind Directions Only	Hourly Occurrence Maximum Speed	NNE	81	85	78	75	57	43	39	38	46	50	92	102	102		
			NE	52	60	66	53	47	41	39	35	32	40	74	55	74		
			ENE	50	51	41	65	52	35	53	52	37	45	46	37	65		
			E	25	46	31	40	26	39	51	28	26	47	40	29	51		
			ESE	32	44	34	36	24	22	28	25	21	21	35	28	44		
			SE	27	29	19	25	6	10	20	31	34	25	23	18	34		
			SSE	21	42	26	22	29	41	36	43	19	15	14	35	43		
			S	55	34	39	69	58	55	50	55	82	68	29	27	82		
			SSW	68	44	55	91	53	56	60	59	82	66	35	46	91		
			SW	41	37	54	86	56	65	53	66	61	85	40	37	86		
			WSW	37	28	35	49	50	37	35	39	46	57	25	27	57		
			W	24	26	31	34	42	18	39	24	48	61	22	33	61		
			WNW	28	49	35	40	46	37	37	45	24	35	26	27	49		
			NW	26	38	40	49	45	38	34	50	27	28	34	26	50		
			NNW	49	55	34	37	32	30	28	27	33	35	30	48	55		
			N	81	93	82	70	57	44	34	32	37	63	77	81	93		
			(0.1%)	Hourly Occurrence Percentage	CALM	24	31	44	54	52	71	133	36	33	24	11	12	44
					NNE	220	281	218	185	194	167	108	124	171	169	326	294	204
					NE	214	182	194	204	222	154	137	130	169	136	242	224	184
					ENE	82	70	29	71	62	24	118	65	51	46	78	85	65
E	30	39			19	31	15	7	42	20	19	35	31	32	27			
ESE	17	9			7	11	3	6	9	5	15	15	8	13	10			
SE	9	10			6	4	3	3	7	8	7	4	6	8	6			
SSE	5	22			7	6	5	13	3	15	6	4	4	4	8			
S	13	10			32	18	27	42	34	65	58	27	10	3	28			
SSW	54	25			73	81	83	122	113	129	147	137	28	11	84			
SW	59	40			105	97	99	171	124	175	138	161	57	31	105			
WSW	24	16			29	32	20	36	26	70	44	78	18	11	34			
W	19	9			14	11	19	8	20	15	15	24	8	7	14			
WNW	16	16	14	36	34	22	20	19	21	24	10	7	20					
NW	15	34	50	49	42	56	36	54	28	32	15	13	35					
NNW	17	30	26	33	43	38	26	23	29	28	35	23	29					
N	180	174	135	78	78	63	46	48	47	55	114	222	103					



Element		1	2	3	4	5	6	7	8	9	10	11	12		
Number of Days With Classified	Daily Max. Temp.	0.0													
		0.1 ~ 10.0	21	16	3								1	21	62
		10.1 ~ 20.0	10	12	27	21	2					5	24	10	111
		20.1 ~ 30.0				9	29	30	13	8	28	26	5		148
	30.1							18	23	2				43	
	Daily Mean Temp.	- 5.0													
		- 4.9 ~ 0.0	5	1										4	10
		0.1 ~ 10.0	26	26	24	2							16	27	121
		10.1 ~ 20.0		1	7	28	28	11			2	24	14		115
	20.1					3	19	31	31	28	7			119	
	Daily Min. Temp.	- 15.0													
		- 14.9 ~ - 5.0	6	3										5	14
		- 4.9 ~ 0.0	15	17	4								2	23	61
		0.1 ~ 10.0	10	8	26	18	3					6	28	3	102
	10.1				12	28	30	31	31	30	25			187	
	Daily Precip.	0.1mm	3	5	8	7	6	7	12	9	4	6	1	2	70
		10.0mm		1		5	1	2	5	5	3	4		1	27
		30.0mm		1		1		2	2	2	2	1			11
		80.0mm							1	1	1				3
		100.0mm							1		1				2
	Hourly Max. Precip.	1.0mm	3	5	7	6	4	5	10	8	4	6		2	60
6.0mm			1		4		2	5	5	3	2		1	23	
10.0mm					2		2	3	4	3	1		1	16	
20.0mm								1	2	2	1			6	
30.0mm								1	1	1	1			4	
Daily Max. Wind Speed	0.5 ~ 3.3%														
	3.4 ~ 7.9%	14	9	15	13	17	22	23	19	19	11	16	11	189	
	8.0 ~ 13.8%	15	16	15	13	14	8	8	12	8	19	13	16	157	
	13.9%	2	3		4						3	1	1	4	18
10 - Day Summary	Mean Temp.	1st	67	34	59	127	170	196	245	287	228	205	132	41	
		2nd	18	52	88	142	178	204	258	262	227	179	84	15	
		3rd	19	52	94	146	189	221	261	260	206	151	91	36	
	Mean Max. Temp.	1st	115	82	110	182	226	249	272	336	279	256	198	96	
		2nd	66	104	149	192	238	259	300	299	271	219	142	64	
		3rd	69	107	135	202	255	266	313	306	267	211	144	89	
	Mean Min. Temp.	1st	11	- 15	1	80	118	151	228	252	190	168	72	- 17	
		2nd	- 37	- 23	27	93	123	159	228	234	185	153	29	- 43	
		3rd	- 39	- 3	46	91	135	187	226	223	157	101	36	- 22	
	Mean Wind Speed	1st	23	26	29	27	21	25	19	24	19	23	18	22	
		2nd	25	25	19	23	20	22	16	23	27	26	20	25	
		3rd	24	21	22	18	18	14	17	19	19	22	21	22	
Total Precip.	1st	55	100	30	705	280	380	2360	240	815	1110		30		
	2nd		25	40	415	110	95	90	1180	1215	160	5			
	3rd	95	300	170	215		415	180	410	140			195		

Element		1	2	3	4	5	6	7	8	9	10	11	12					
(0.1 )	Air Temp.	Mean	44	54	87	138	177	200	248	268	224	181	116	45	149			
	Mean Max.	75	91	123	170	216	235	274	299	254	211	149	76	181				
	Mean Min.	16	20	56	111	147	176	227	246	201	158	86	12	121				
	Highest	134	146	155	202	281	281	308	351	276	263	213	136	351				
	Date	2	16	30	29	30	15	25	6	8	10	8	24	08/06				
	Lowest	-51	-28	-6	57	125	151	205	212	157	90	13	-27	-51				
	Date	15	10	8	2	9	4	27	31	30	30	19	12	01/15				
(0.1mm)	Precip.	00~24h Total	190	560	195	1090	325	1175	1030	1370	2735	805	135	9610				
		Highest. 1 Daily	110	470	55	405	185	645	455	620	1835	270	130	1835				
	Date	29	22	31	6	9	29	6	14	11	2	24	09/11					
	Hourly	45	105	30	100	40	320	155	295	955	195	100	955					
Date	29	22	1	6	9	29	4	9	11	2	24	09/11						
(0.1%)	Wind	Mean Speed	45	43	36	38	31	29	32	33	37	44	35	39	37			
		Highest Gust Speed	178	188	283	183	137	155	126	139	200	203	163	193	283			
		Dir.	WNW	WSW	N	S	ENE	S	SSW	E	S	S	NNW	NNW	N			
Date	20	22	13	6	9	7	11	14	11	2	23	11	03/13					
(0.1%)	Wind Directions Only	Hourly Occurrence Maximum Speed	NNE	66	53	46	50	55	52	48	46	72	80	28	30	80		
			NE	22		19	26	44	48	38	30	29	30	16	13	48		
			ENE	13	36	41	71	59	61	48	44	53	43	12	20	71		
			E		51	56	75	69	71	36	64	57	57	34	39	75		
			ESE	12	50	54	49	40	67	42	82	72	35	17		82		
			SE		32	14	99	34	81	23	60	78	113	17	10	113		
			SSE		8	44	144	51	92	89	89	49	156	36	91	156		
			S	28	112	36	135	64	117	103	88	130	115	70	142	142		
			SSW	44	99	74	85	74	61	85	68	125	106	70	42	125		
			SW	61	74	78	73	76	59	64	60	80	57	60	66	80		
			WSW	50	74	61	51	55	44	35	35	39	34	67	59	74		
			W	64	59	58	53	57	50	43	29	39	33	60	59	64		
			WNW	71	70	59	51	61	47	43	43	40	51	45	65	71		
			NW	84	87	74	63	54	44	43	43	52	71	70	99	99		
			NNW	98	101	102	95	58	49	45	90	83	111	98	96	111		
			N	88	84	79	80	53	60	47	77	91	104	92	94	104		
			(0.1%)	Hourly Occurrence Percentage	CALM		4	1	8	8	24	12		7	1	8	1	6
					NNE	43	15	58	43	51	69	48	86	96	103	18	16	54
					NE	4		8	4	16	26	19	27	19	8	10	1	12
					ENE	3	4	15	19	20	56	46	61	43	15	6	1	24
E		21			46	24	20	81	23	89	28	12	8	3	29			
ESE	1	7			9	25	30	36	28	36	15	11	3		17			
SE		6			1	33	32	39	17	39	17	9	8	1	17			
SSE		1			16	57	44	50	57	39	6	15	14	3	25			
S	5	39			40	85	78	85	109	47	22	11	19	8	46			
SSW	19	71			108	183	220	144	343	132	61	27	63	7	115			
SW	42	57			60	113	122	82	137	86	60	20	68	34	73			
WSW	27	54			43	36	40	10	19	15	18	12	81	59	34			
W	38	31			34	26	36	8	16	12	13	9	40	43	26			
WNW	35	48			27	24	31	6	11	16	10	4	60	62	28			
NW	188	192	106	43	31	21	1	9	24	19	150	302	90					
NNW	341	289	155	92	59	46	8	34	138	136	266	332	157					
N	254	161	273	185	160	218	105	270	425	587	178	126	246					

Element		1	2	3	4	5	6	7	8	9	10	11	12		
Number of Days With Classified	Daily Max. Temp.	0.0													
		0.1 ~ 10.0	23	18	5								2	24	72
		10.1 ~ 20.0	8	10	26	29	6	1				11	26	7	124
		20.1 ~ 30.0				1	25	29	29	15	30	20	2		151
	Daily Mean Temp.	30.1							2	16					18
		- 5.0												1	6
		- 4.9 ~ 0.0	4	1											
		0.1 ~ 10.0	26	26	24	2							10	30	118
	Daily Min. Temp.	10.1 ~ 20.0	1	1	7	28	29	14			2	23	20		125
		20.1					2	16	31	31	28	8			116
		- 15.0													
		- 14.9 ~ - 5.0	1												1
	Daily Precip.	- 4.9 ~ 0.0	12	6	2									9	29
		0.1 ~ 10.0	18	22	29	4						2	18	22	115
		10.1				26	31	30	31	31	30	29	12		220
		0.1mm	3	4	7	8	5	6	11	8	4	6		2	64
	Hourly Max. Precip.	10.0mm	1	1		4	1	3	2	4	4	4		1	25
		30.0mm		1		1		2	2	2	2				10
		80.0mm									1				1
		100.0mm									1				1
		1.0mm	3	3	6	8	4	5	9	8	4	6		1	57
Daily Max. Wind Speed	6.0mm		1		3		2	2	4	4	2		1	19	
	10.0mm		1		1		2	1	3	3	1		1	13	
	20.0mm						1		2	1				4	
	30.0mm						1			1				2	
Daily Max. Wind Speed	0.5 ~ 3.3%														
	3.4 ~ 7.9%	2	3	10	7	7	14	15	8	10	3	9	3	91	
	8.0 ~ 13.8%	21	16	15	16	24	15	16	22	17	22	15	19	218	
	13.9%	8	9	6	7		1		1	3	6	6	9	56	
10 - Day Summary	Mean Temp.	1st	78	40	67	127	164	191	236	283	229	207	151	57	
		2nd	26	63	97	139	173	197	251	260	231	179	98	25	
		3rd	29	61	96	148	192	213	256	261	212	159	101	53	
	Mean Max. Temp.	1st	106	75	103	163	203	228	255	320	261	239	183	88	
		2nd	57	102	136	167	208	232	279	287	255	206	131	54	
		3rd	64	98	130	180	234	246	285	292	246	191	133	84	
	Mean Min. Temp.	1st	53	13	33	98	139	164	223	257	207	185	120	23	
		2nd	- 2	19	64	114	145	170	229	242	210	161	66	- 8	
		3rd	- 2	29	69	122	158	194	230	240	187	130	71	21	
	Mean Wind Speed	1st	40	43	40	42	32	36	38	31	33	38	30	38	
		2nd	50	46	32	38	33	30	29	30	47	50	37	44	
		3rd	46	40	36	32	28	21	28	39	32	45	38	36	
	Total Precip.	1st	80	65	50	590	240	360	920	375	615	645		5	
		2nd		25	20	360	85	125	110	845	1835	160			
		3rd	110	470	125	140		690		150	285			130	

Element		1	2	3	4	5	6	7	8	9	10	11	12			
(0.1 )	Air Temp.	Mean	19	34	74	150	192	224	275	270	217	167	78	11	143	
		Mean Max.	82	98	143	223	265	289	326	324	280	228	161	80	208	
		Mean Min.	-39	-29	8	79	120	169	239	225	164	119	11	-49	85	
		Highest	146	162	213	288	341	331	367	381	309	309	219	139	381	
		Date	8	16	30	30	29	19	24	6	9	10	8	24	08/06	
		Lowest	-101	-75	-42	2	69	120	201	147	81	4	-46	-106	-106	
		Date	15	2	3	3	7	4	27	31	30	31	19	14	12/14	
(0.1mm)	Precip.	00~24h Total	80	460	340	1035	350	555	1065	1970	1495	1270		125	8745	
		Highest. 1	Daily	45	345	75	555	195	210	395	795	945	555		110	945
			Date	29	22	20	5	9	6	31	14	11	1		24	09/11
			Hourly	20	65	25	80	55	45	220	345	285	175		55	345
(0.1%)	Wind	Date	29	22	31	6	9	29	31	22	11	2		24	08/22	
		Mean Speed	20	25	18	19	16	16	13	13	13	14	16	18	17	
(0.1%)	Wind	Highest Gust Speed	158	144	135	133	120	115	105	90	103	138	141	148	158	
		Dir.	NNW	WNW	NW	NW	NNW	W	NW	SSW	NE	NW	NNW	NNW	NNW	
(0.1%)	Wind	Date	30	10	9	18	7	3	17	24	16	29	10	11	01/30	
		Hourly Occurrence Maximum Speed	NNE	42	38	20	33	28	14	23	30	39	38	20	13	42
NE	22		21	19	27	20	14	23	25	43	56	11	27	56		
ENE	26		19	21	36	40	24	32	31	33	41	14	13	41		
E	26		19	26	42	29	25	39	35	42	43	22	15	43		
ESE	20		19	23	39	17	23	21	26	33	22	21	18	39		
SE	22		27	41	39	47	47	42	28	23	35	17	16	47		
SSE	25		28	30	34	44	28	33	23	23	25	23	20	44		
S	45		42	47	51	51	52	39	43	40	32	28	24	52		
SSW	33		37	45	43	32	40	44	34	22	35	32	21	45		
SW	45		47	35	41	38	36	38	40	32	17	53	34	53		
WSW	51		48	18	54	60	42	33	33	37	18	51	24	60		
W	37		43	44	53	31	39	36	30	24	29	56	50	56		
WNW	79		79	66	79	53	59	20	46	43	56	63	70	79		
NW	80		82	68	69	63	66	51	49	47	68	62	74	82		
NNW	71		90	62	51	63	42	22	26	42	42	64	57	90		
N	39		56	65	24	26	15	9	25	34	35	36	36	65		
(0.1%)	Hourly Occurrence Percentage	CALM	151	103	134	119	129	88	230	145	172	177	154	220	152	
		NNE	16	10	26	14	18	36	11	39	63	71	13	4	27	
		NE	27	15	34	22	33	43	19	56	104	113	7	11	40	
		ENE	47	25	52	47	64	75	46	92	106	112	39	26	61	
		E	147	116	128	144	135	135	63	112	163	130	190	128	132	
		ESE	101	92	99	107	84	61	52	57	56	42	117	109	81	
		SE	13	27	58	64	95	135	117	56	32	15	31	12	55	
		SSE	16	27	23	44	52	51	78	35	17	13	25	17	33	
		S	28	27	56	96	69	92	109	50	39	24	45	15	54	
		SSW	22	30	39	44	34	49	71	35	25	27	28	23	36	
		SW	40	46	39	60	39	56	58	46	26	17	57	31	43	
		WSW	22	25	11	47	42	21	43	41	33	16	28	19	29	
		W	32	36	19	19	20	19	17	23	11	16	28	22	22	
		WNW	103	138	82	53	50	24	28	47	32	65	82	129	69	
		NW	173	205	126	72	86	63	42	89	61	105	116	185	110	
		NNW	44	57	55	31	27	31	11	41	26	32	35	35	35	
N	17	21	19	15	22	24	5	35	35	24	6	15	20			

Element		1	2	3	4	5	6	7	8	9	10	11	12			
Number of Days With Classified	Daily Max. Temp.	0.0														
		0.1 ~ 10.0	22	14	5							2	24	67		
		10.1 ~ 20.0	9	14	24	5	3					5	20	7	87	
		20.1 ~ 30.0			2	25	23	19	4	5	25	25	8		136	
	Daily Mean Temp.	30.1					4	11	27	25	5	1			73	
		-5.0														
		-4.9 ~ 0.0	11	3											9	23
		0.1 ~ 10.0	20	25	27	2						2	24	22	122	
	Daily Min. Temp.	10.1 ~ 20.0			4	28	20	3			3	21	5		84	
		20.1					10	27	31	30	27	8			133	
		-15.0														
		-14.9 ~ -5.0	11	7											15	33
	Daily Max. Precip.	-4.9 ~ 0.0	17	17	14									13	14	75
		0.1 ~ 10.0	3	4	17	21	7				1	8	17	2	80	
		10.1				9	23	30	31	30	29	23			175	
		0.1mm	3	5	8	8	6	5	13	11	5	7		2	73	
	Hourly Max. Precip.	10.0mm		1		4	1	2	3	4	2	4		1	22	
		30.0mm		1		1			1	2	2	2			9	
		80.0mm									1				1	
		100.0mm														
1.0mm		2	5	7	5	4	5	13	9	5	7		2	64		
Daily Max. Wind Speed	6.0mm		1		3			4	5	2	2			17		
	10.0mm							2	3	2	2			9		
	20.0mm							1	1	1				3		
	30.0mm									1				1		
	0.5 ~ 3.3%	3		1		1				1		2	1	1	10	
10 - Day Summary	Mean Temp. (0.1 )	3.4 ~ 7.9%	13	9	16	10	19	22	24	26	24	20	15	12	210	
		8.0 ~ 13.8%	12	18	14	20	10	8	7	3	6	9	12	16	135	
		13.9%	3	1									2	2	8	
	Total Precip. (0.1mm)	1st	52	23	55	136	177	213	266	291	226	199	112	17		
2nd		1	40	79	154	189	221	275	260	223	167	66	-5			
3rd		4	40	88	159	208	238	283	258	202	138	60	19			
1st		117	79	121	207	241	284	306	349	283	257	203	91			
2nd		65	107	165	224	263	290	334	303	280	216	139	58			
3rd		65	109	144	238	285	292	338	321	276	213	140	90			
1st		-8	-28	-11	72	116	149	242	244	179	154	38	-40			
2nd		-51	-36	-2	88	112	162	233	230	172	128	-2	-66			
3rd		-57	-22	34	78	131	195	241	202	142	80	-4	-42			
Mean Wind Speed (0.1%)	1st	16	28	26	17	15	18	14	13	10	11	14	16			
	2nd	22	26	15	22	16	16	14	10	16	16	17	21			
	3rd	23	20	15	17	17	14	11	15	12	16	16	18			
Total Precip. (0.1mm)	1st	30	65	45	735	280	365	440	25	520	1050		15			
	2nd		50	75	270	60	110	195	1180	945	195					
	3rd	50	345	220	30	10	80	430	765	30	25		110			

Element		1	2	3	4	5	6	7	8	9	10	11	12					
(0.1 )	Air Temp.	Mean	4	23	61	136	177	209	261	255	203	157	63	- 4	129			
	Mean Max.	76	93	135	208	253	274	307	313	270	220	148	76	198				
	Mean Min.	- 62	- 49	- 13	65	103	147	227	209	149	106	- 12	- 74	66				
	Highest	140	152	199	275	341	324	355	363	297	295	215	127	363				
	Date	2	16	30	30	29	15	24	7	8	10	8	3	08/07				
	Lowest	- 127	- 95	- 67	- 14	62	96	184	127	61	- 18	- 86	- 130	- 130				
	Date	15	13	3	2	3	2	27	31	30	31	19	14	12/14				
(0.1mm)	Precip.	00~24h Total	120	390	365	785	450	585	1000	2705	1130	1155		130	8815			
		Highest. 1	Daily	60	285	80	285	235	240	295	900	565	460		115	900		
	Date	8	22	29	5	9	6	8	21	11	1		24	08/21				
	Hourly	25	50	30	70	60	60	265	285	180	200		65	285				
Date	29	22	29	5	9	6	8	20	11	2		24	08/20					
(0.1%)	Wind	Mean Speed	14	17	15	18	15	15	17	13	13	15	10	12	15			
		Highest Gust Speed	119	118	111	97	88	84	88	82	91	114	91	123	123			
		Dir.	NNW	NNW	NNW	NNW	NNW	NW	ESE	SSE	NNW	NNW	N	NNW	NNW			
Date	20	10	2	18	26	3	11	21	17	22	10	11	12/11					
(0.1%)	Wind Directions Only	Hourly Occurrence Maximum Speed	NNE	32	24	28	44	27	26	24	30	45	51	31	22	51		
			NE	22	14	23	36	19	18	29	25	40	29	25	7	40		
			ENE	13	13	13	17	22	32	21	28	22	23	7	22	32		
			E	21	36	25	25	34	43	22	25	28	26	21	12	43		
			ESE	38	53	59	69	58	53	66	55	34	35	36	29	69		
			SE	39	47	50	58	55	58	48	51	29	36	32	35	58		
			SSE	21	20	36	38	23	41	20	26	24	33	21	22	41		
			S	30	23	19	19	20	27	16	19	16	14	25	15	30		
			SSW	10	20	19	25	20	16	21	11	17	8	17	20	25		
			SW	6	11	11	17	15	15	17	12	9	10	20	17	20		
			WSW	5	12	7	15	13	20	21	11	17	14	13	12	21		
			W	14	13	20	10	21	14	8	17	10	9	13	14	21		
			WNW	15	15	8	26	19	27	12	16	20	29	11	12	29		
			NW	33	36	29	33	29	32	17	33	36	41	33	31	41		
			NNW	73	71	67	57	47	45	36	44	50	52	52	67	73		
			N	43	56	52	44	33	44	28	36	44	47	39	48	56		
			(0.1%)	Hourly Occurrence Percentage	CALM	343	281	312	228	233	256	184	285	319	282	381	369	289
					NNE	24	10	23	21	19	10	8	35	49	67	14	11	24
					NE	7	4	8	11	7	10	12	20	15	32	10	3	12
					ENE	5	4	8	6	8	7	1	11	11	9	3	15	7
					E	9	9	16	15	15	19	10	11	10	1	8	4	11
					ESE	24	51	87	147	142	178	230	87	33	27	45	19	89
					SE	114	126	128	164	132	146	223	114	54	51	109	117	123
					SSE	83	64	62	85	101	72	79	55	56	22	88	81	71
					S	23	28	30	42	63	35	48	36	35	9	46	40	36
					SSW	9	25	20	40	38	39	64	9	18	9	25	17	26
					SW	3	10	7	14	34	17	19	9	13	7	15	5	13
WSW	3	10			4	8	12	8	15	9	6	5	4	12	8			
W	9	4			7	4	16	6	4	9	3	7	8	7	7			
WNW	8	13			4	7	5	15	11	16	10	12	8	9	10			
NW	36	39			30	38	38	43	22	60	75	44	47	34	42			
NNW	212	268	191	135	95	94	52	164	158	187	167	225	162					
N	86	51	65	36	43	46	16	67	136	227	21	32	69					

Element		1	2	3	4	5	6	7	8	9	10	11	12		
Number of Days With Classified	Daily Max. Temp.	0.0													
		0.1 ~ 10.0	23	17	6							3	25	74	
		10.1 ~ 20.0	8	11	25	10	3					9	23	6	95
		20.1 ~ 30.0				20	25	27	11	8	30	22	4		147
	Daily Mean Temp.	30.1					3	3	18	23					47
		- 5.0	1											1	2
		- 4.9 ~ 0.0	14	6										16	36
		0.1 ~ 10.0	16	22	31	3						2	25	14	113
	Daily Min. Temp.	10.1 ~ 20.0				27	27	11			12	25	5		107
		20.1					4	19	29	31	18	4			105
		- 15.0	19	14	3								3	26	65
		- 14.9 ~ - 5.0	10	13	18	3						2	17	4	67
	Daily Max. Precip.	- 4.9 ~ 0.0	2	1	10	22	16	2			2	11	10	1	77
		0.1 ~ 10.0				5	15	28	29	31	28	18			154
		10.1	3	5	8	8	6	7	10	11	5	7		2	72
		10.0mm		1		4	2	2	5	6	2	3		1	26
	Hourly Max. Precip.	30.0mm									3	2	2		7
		80.0mm								1					1
		100.0mm	2	5	7	5	4	5	8	11	5	7		2	61
		1.0mm				3	1	1	5	7	2	2		1	22
Daily Max. Wind Speed	6.0mm							2	5	2	1			10	
	10.0mm							1	2		1			4	
	20.0mm	1				1	1					1		5	
	3.4 ~ 7.9%	22	19	23	23	26	28	26	30	27	28	23	20	295	
10 - Day Summary	Mean Temp.	0.5 ~ 3.3%	8	9	8	7	4	1	2	1	3	3	6	11	63
		1st	39	14	42	123	163	197	254	274	212	187	96	4	
		2nd	- 14	27	64	139	174	205	263	248	210	159	46	- 22	
	Mean Max. Temp.	3rd	- 12	28	76	145	193	225	267	245	188	127	48	5	
		1st	111	78	112	194	236	270	289	337	271	247	191	89	
		2nd	57	101	154	208	249	274	312	293	270	211	126	54	
	Mean Min. Temp.	3rd	61	101	137	222	273	276	320	310	268	205	126	84	
		1st	- 25	- 47	- 36	54	95	125	234	226	163	142	15	- 65	
		2nd	- 77	- 59	- 24	76	99	139	221	217	156	117	- 28	- 94	
	Mean Wind Speed	3rd	- 81	- 41	17	64	115	177	224	187	129	63	- 24	- 65	
		1st	14	19	18	17	13	16	20	13	11	13	9	11	
		2nd	15	18	13	21	14	15	17	14	15	16	11	14	
Total Precip.	3rd	14	13	15	17	16	13	13	13	12	15	10	11		
	1st	65	60	55	455	350	385	695	85	530	970		15		
	2nd		45	80	240	85	90	80	1405	565	175				
(0.1mm)	3rd	55	285	230	90	15	110	225	1215	35	10		115		

Element		1	2	3	4	5	6	7	8	9	10	11	12				
(0.1 )	Air Temp.	Mean	- 1	20	59	135	176	213	266	257	199	155	63	- 6	128		
	Mean Max.	81	99	140	218	264	289	322	318	273	220	159	79	205			
	Mean Min.	- 67	- 56	- 18	56	93	149	227	212	142	101	- 12	- 73	63			
	Highest	136	161	202	287	351	337	364	377	311	296	236	130	377			
	Date	8	16	30	30	29	18	22	6	12	10	8	3	08/06			
	Lowest	- 126	- 107	- 85	- 19	46	96	174	132	64	- 23	- 59	- 125	- 126			
	Date	15	2	8	3	7	2	27	31	30	31	19	14	01/15			
(0.1mm)	Precip.	00~24h Total	45	365	290	845	605	465	1120	1990	1350	1060		120	8255		
		Highest. 1	Daily	25	305	80	330	240	160	315	730	960	375		120	960	
		Date	29	22	25	5	24	6	5	21	11	1		24	09/11		
		Hourly	15	55	25	105	235	40	175	205	245	145		60	245		
	Date	29	22	31	17	24	11	5	21	11	2		24	09/11			
(0.1%)	Wind	Mean Speed	11	14	12	15	11	11	10	10	11	13	10	11	12		
		Highest Gust Speed	126	124	107	101	104	73	77	92	79	135	100	131	135		
		Dir.	NW	NNE	N	WSW	W	NE	ESE	SSE	N	ENE	WSW	WSW	ENE		
	Date	14	20	2	14	7	8	25	21	15	22	24	11	10/22			
Wind Directions Only	Hourly Occurrence Maximum Speed	NNE	49	60	49	49	31	32	31	40	41	69	47	48	69		
		NE	52	58	51	41	37	31	30	33	43	61	57	39	61		
		ENE	48	69	48	42	41	24	21	35	49	37	51	61	69		
		E	30	28	35	33	29	36	48	27	27	29	30	42	48		
		ESE	26	30	35	32	27	34	24	22	26	26	24	34	35		
		SE	29	23	32	27	32	28	21	26	24	26	24	22	32		
		SSE	24	38	47	41	46	33	33	26	23	23	38	25	47		
		S	27	43	31	40	34	28	30	31	14	14	30	20	43		
		SSW	23	33	30	41	29	29	30	25	19	9	22	20	41		
		SW	32	32	37	51	22	37	29	23	26	20	42	35	51		
		WSW	33	53	49	48	49	44	34	27	30	16	53	56	56		
		W	32	28	40	30	49	38	12	26	10	16	42	47	49		
		WNW	36	30	33	34	42	18	15	23	11	13	21	21	42		
		NW	30	35	38	40	31	21	30	36	22	36	32	42	42		
		NNW	50	55	42	35	35	32	36	32	19	20	38	48	55		
		N	69	63	52	43	44	31	21	31	42	45	38	57	69		
		(0.1%)	Hourly Occurrence Percentage	CALM	390	338	355	279	358	306	301	294	370	269	442	422	343
				NNE	120	74	83	97	27	38	67	112	153	224	64	71	94
				NE	60	67	54	54	43	49	28	109	99	118	53	54	66
				ENE	51	46	55	39	30	47	27	46	70	74	49	36	47
E	31			24	38	31	35	33	15	30	22	27	32	16	28		
ESE	23			19	34	17	31	32	22	19	24	28	22	23	24		
SE	24			25	31	24	39	49	26	23	20	23	26	28	28		
SSE	47			76	63	82	114	117	102	42	32	15	51	62	67		
S	17			39	38	65	63	69	71	36	11	9	24	17	38		
SSW	20			22	15	46	27	39	50	27	10	5	13	17	24		
SW	26			28	36	64	43	44	91	39	17	12	29	22	38		
WSW	63			60	63	88	86	85	120	110	78	28	64	67	76		
W	35			27	23	22	44	32	39	28	26	17	31	27	29		
WNW	7			10	12	13	7	11	5	9	6	7	14	8	9		
NW	12	24	17	17	16	8	3	19	14	9	14	15	14				
NNW	20	49	20	26	17	14	12	17	11	30	32	39	24				
N	54	71	63	38	20	28	22	40	38	103	42	75	49				



Element		1	2	3	4	5	6	7	8	9	10	11	12		
Number of Days With Classified	Daily Max. Temp.	0.0													
		0.1 ~ 10.0	20	12	6								2	22	62
		10.1 ~ 20.0	11	16	24	8	2					9	21	9	100
		20.1 ~ 30.0			1	22	24	21	7	7	26	22	7		137
	Daily Mean Temp.	30.1					5	9	24	24	4				66
		- 5.0	1											1	2
		- 4.9 ~ 0.0	17	6	2									17	42
		0.1 ~ 10.0	13	22	28	3						2	25	13	106
	Daily Min. Temp.	10.1 ~ 20.0			1	27	28	8			13	24	5		106
		20.1					3	22	31	31	17	5			109
		- 15.0												3	27
		- 14.9 ~ - 5.0	22	17	6									3	27
	Daily Precip.	- 4.9 ~ 0.0	7	10	17	3						2	18	3	60
		0.1 ~ 10.0	2	1	8	24	20	2			2	10	9	1	79
		10.1				3	11	28	31	31	28	19			151
		0.1mm	2	6	8	8	7	8	15	10	5	6		1	76
	Hourly Max. Precip.	10.0mm				4	2	2	4	4	3	3		1	24
		30.0mm			1	1			1	3	1	2			9
		80.0mm									1				1
		100.0mm													
		1.0mm	2	5	6	8	4	7	10	9	4	6		1	62
	Daily Max. Wind Speed	6.0mm				2	2		4	4	2	2		1	17
		10.0mm				1	1		4	2	1	1			10
		20.0mm					1			1	1				3
30.0mm															
Daily Max. Wind Speed	0.5 ~ 3.3%	3		1		2	2	3	2	3	2	3	2	23	
	3.4 ~ 7.9%	23	16	22	22	27	28	28	28	27	27	20	17	285	
	8.0 ~ 13.8%	5	12	8	8	2			1		2	7	12	57	
10 - Day Summary	Mean Temp.	1st	33	10	35	123	162	199	260	279	210	187	95	6	
		2nd	- 21	26	66	138	171	212	266	249	205	156	48	- 24	
		3rd	- 13	26	75	145	193	229	272	245	183	124	48	0	
	Mean Max. Temp.	1st	115	84	122	203	245	282	302	347	276	247	203	91	
		2nd	63	111	161	221	260	294	331	296	272	208	137	56	
		3rd	66	102	137	231	283	291	333	313	272	208	137	89	
	Mean Min. Temp.	1st	- 32	- 61	- 47	50	82	127	236	228	159	142	10	- 63	
		2nd	- 82	- 61	- 24	63	89	143	221	221	146	112	- 27	- 91	
		3rd	- 86	- 45	14	57	108	177	226	188	120	53	- 20	- 67	
	Mean Wind Speed	1st	10	14	14	14	10	13	12	11	10	10	8	11	
		2nd	13	15	11	16	10	11	10	9	14	14	12	13	
		3rd	12	12	11	14	12	10	9	11	9	14	11	10	
Total Precip.	1st	20	30	20	480	285	265	860	30	270	810				
	2nd		30	80	305	75	110	90	1080	960	250				
	3rd	25	305	190	60	245	90	170	880	120			120		

Element		1	2	3	4	5	6	7	8	9	10	11	12				
(0.1 )	Air Temp.	Mean	0	23	67	144	192	229	275	262	202	155	64	- 6	134		
		Mean Max.	74	99	142	220	275	305	331	319	272	219	151	68	206		
		Mean Min.	- 61	- 51	- 5	66	110	162	233	217	148	108	- 7	- 71	71		
		Highest	137	167	201	302	365	364	372	388	305	293	234	129	388		
		Date	2	16	30	30	29	18	22	5	25	10	8	3	08/05		
		Lowest	- 125	- 101	- 74	- 10	61	111	177	141	74	- 10	- 66	- 118	- 125		
		Date	24	11	8	3	2	4	27	31	30	31	19	14	01/24		
(0.1mm)	Precip.	00~24h Total	20	225	290	530	440	665	410	2245	915	760		125	6625		
		Highest. 1	Daily	10	190	130	165	215	550	100	780	440	265		125	780	
			Date	29	22	25	11	9	25	6	16	11	12		24	08/16	
			Hourly	5	35	25	85	145	260	85	475	135	75		70	475	
(0.1%)	Wind	Date	29	22	25	17	24	25	6	16	11	2		24	08/16		
		Mean Speed	16	19	17	20	18	18	17	14	13	14	15	15	16		
		Highest Gust Speed	138	122	135	140	154	114	138	133	101	143	132	126	154		
		Dir.	WSW	WNW	W	W	NW	W	WSW	SSW	ENE	ENE	W	WSW	NW		
(0.1%)	Wind Directions Only	Date	20	20	8	14	7	1	14	22	15	22	24	11	05/07		
		Hourly Occurrence Maximum Speed	41	49	39	42	27	32	30	49	41	62	47	54	62		
		NNE	59	70	48	45	37	48	36	44	55	99	49	44	99		
		NE	58	73	54	58	43	41	36	35	65	40	46	39	73		
		ENE	29	33	40	52	34	40	26	31	37	25	26	22	52		
		E	31	29	28	49	42	41	28	26	24	29	28	25	49		
		ESE	38	54	31	47	45	36	52	45	26	36	59	37	59		
		SE	58	66	53	68	64	57	54	57	43	22	64	18	68		
		SSE	24	56	46	53	49	41	46	27	13	16	15	15	56		
		S	15	33	41	41	36	45	43	32	29	15	32	23	45		
		SSW	17	60	26	58	43	41	39	68	32	26	72	27	72		
		SW	39	60	82	82	73	61	45	49	50	67	76	71	82		
		WSW	89	65	81	92	84	78	58	40	44	43	67	84	92		
		W	63	80	78	52	98	75	45	43	31	37	44	65	98		
		WNW	62	80	57	32	50	42	24	36	16	53	50	59	80		
		NW	53	62	46	42	53	29	16	55	25	56	47	57	62		
		NNW	53	48	53	46	31	38	28	34	38	44	54	45	54		
		(0.1%)	Hourly Occurrence Percentage	CALM	231	201	187	133	145	107	109	130	157	152	250	273	173
				NNE	35	36	13	18	20	18	32	67	43	70	44	35	36
				NE	47	48	43	40	35	44	53	90	53	34	33	42	47
ENE	58			60	75	58	56	74	58	73	46	46	29	39	56		
E	28			28	39	60	38	51	27	26	17	17	15	13	30		
ESE	13			21	34	31	36	46	34	32	19	15	25	20	27		
SE	17			24	31	32	43	64	55	43	19	15	25	17	32		
SSE	23			33	39	72	78	72	105	43	19	12	38	15	46		
S	11			21	26	39	30	54	62	19	17	11	17	12	26		
SSW	19			21	28	39	23	46	73	36	35	43	33	32	36		
SW	32			33	28	57	55	58	77	82	81	58	54	56	56		
WSW	48			48	70	108	99	96	120	82	138	113	85	82	91		
W	121			109	121	111	141	83	66	105	139	149	128	112	115		
WNW	159			159	144	113	126	81	62	75	138	126	101	109	116		
NW	71	74	48	46	35	51	28	23	19	44	28	34	42				
NNW	31	37	34	26	20	15	20	39	22	50	47	56	33				
N	55	49	40	17	19	39	16	35	39	46	47	52	38				

Element		1	2	3	4	5	6	7	8	9	10	11	12		
Number of Days With Classified	Daily Max. Temp.	0.0													
		0.1 ~ 10.0	23	16	4								5	27	75
		10.1 ~ 20.0	8	12	26	8	2					10	21	4	91
		20.1 ~ 30.0			1	21	21	14	4	7	29	21	4		122
	Daily Mean Temp.	30.1				1	8	16	27	24	1				77
		-5.0	1											2	3
		-4.9 ~ 0.0	14	5										19	38
		0.1 ~ 10.0	16	23	30	2						2	25	10	108
	Daily Min. Temp.	10.1 ~ 20.0			1	28	20	1			11	23	5		89
		20.1					11	29	31	31	19	6			127
		-15.0												2	25
		-14.9 ~ -5.0	18	14	3									2	25
	Daily Precip.	-4.9 ~ 0.0	12	13	18	1						1	16	6	67
		0.1 ~ 10.0	1	1	10	25	11				2	13	12		75
		10.1				4	20	30	31	31	28	17			161
		0.1mm	2	3	6	6	6	8	12	15	5	7		1	71
	Hourly Max. Precip.	10.0mm		1	1	3	2	1	1	5	3	3		1	21
		30.0mm						1		3	2				6
		80.0mm													
		100.0mm													
1.0mm			2	5	4	4	5	8	14	3	4		1	50	
Daily Max. Wind Speed	6.0mm				1	2	1	1	7	3	1		1	17	
	10.0mm					1	1		4	1				7	
	20.0mm						1		3					4	
	30.0mm								1					1	
	0.5 ~ 3.3%	1								1	1			3	
10 - Day Summary	Mean Temp. (0.1 )	3.4 ~ 7.9%	22	17	20	13	19	19	26	26	27	26	20	20	255
		8.0 ~ 13.8%	8	11	11	16	11	11	5	5	2	3	10	11	104
		13.9%				1	1					1			3
	Total Precip. (0.1mm)	1st	31	12	44	131	176	213	271	286	213	190	100	5	
2nd		-18	28	76	146	188	232	278	252	206	154	47	-25		
3rd		-12	30	81	155	212	243	277	249	188	124	47	1		
1st		107	87	124	202	254	292	317	350	276	245	196	80		
2nd		57	110	162	219	267	317	339	299	270	210	129	47		
3rd		59	102	140	240	301	307	336	309	270	204	129	76		
1st		-24	-50	-35	60	97	139	239	234	164	152	24	-60		
2nd		-78	-63	-12	74	105	159	231	222	151	114	-24	-90		
3rd		-80	-37	28	64	126	188	229	196	130	62	-19	-62		
Mean Wind Speed (0.1%)	1st	13	22	21	20	18	21	21	15	12	12	14	14		
	2nd	18	20	15	21	19	17	16	12	16	13	15	18		
	3rd	16	13	14	20	19	17	14	15	11	16	16	13		
Total Precip. (0.1mm)	1st	10	10	10	235	250	60	265	525	130	495				
	2nd		25	80	295	45	30	110	1300	440	265				
	3rd	10	190	200		145	575	35	420	345			125		

Element		1	2	3	4	5	6	7	8	9	10	11	12				
(0.1 )	Air Temp.	Mean	1	22	65	141	186	218	268	256	198	154	70	-2	131		
		Mean Max.	70	93	134	211	262	287	317	311	264	215	150	70	199		
		Mean Min.	-62	-50	-8	69	110	157	233	212	142	105	-2	-68	70		
		Highest	133	149	192	281	334	341	359	373	294	291	220	129	373		
		Date	2	16	30	30	29	18	22	6	12	10	8	3	08/06		
		Lowest	-123	-103	-59	-1	55	116	169	132	61	-17	-45	-127	-127		
		Date	25	2	3	2	3	4	27	31	30	31	21	14	12/14		
(0.1mm)	Precip.	00~24h Total	55	190	60	755	970	600	1465	2190	950	720		130	8085		
		Highest. 1 Daily	25	110	15	340	570	265	565	520	575	270		125	575		
		Date	29	22	29	5	24	25	4	21	11	2		24	09/11		
		Hourly Date	15	35	15	125	390	240	370	390	140	120		70	390		
(0.1%)	Wind	Mean Speed	22	24	21	23	22	19	17	15	15	16	18	21	19		
		Highest Gust Speed	125	124	122	111	128	92	100	91	89	138	123	143	143		
		Dir.	NNW	WNW	NW	NW	NNW	SE	ESE	WSW	ENE	ESE	WNW	WNW	WNW		
(0.1%)	Wind Directions Only	Date	30	9	9	28	14	4	25	24	17	22	24	11	12/11		
		Hourly Occurrence Maximum Speed	27	9	26	13	21	23	22	10	34	53	33	13	53		
		NNE	13	13	21	26	12	15	15	32	36	49	31	6	49		
		NE	28	11	30	26	30	35	27	22	41	57	19	21	57		
		ENE	44	43	51	66	43	43	52	40	49	48	49	41	66		
		E	46	49	50	60	57	44	63	44	60	52	45	53	63		
		ESE	29	36	45	33	41	51	33	42	44	37	28	23	51		
		SE	41	32	42	23	43	60	29	38	35	34	17	12	60		
		SSE	11	16	34	44	20	34	34	20	23	15	16	11	44		
		S	36	24	45	50	50	45	46	35	36	37	30	26	50		
		SSW	47	48	45	55	53	56	41	56	45	27	54	47	56		
		SW	56	60	50	59	52	58	52	38	34	54	44	49	60		
		WSW	81	73	68	55	61	48	38	37	43	62	67	81	81		
		W	86	70	69	61	65	57	56	34	37	59	76	81	86		
		WNW	67	68	59	56	71	49	35	38	40	42	67	57	71		
		NW	47	43	50	53	35	32	32	19	36	45	51	51	53		
		NNW	34	56	60	56	32	37	8	24	30	30	59	56	60		
		(0.1%)	Hourly Occurrence Percentage	CALM	120	94	113	58	81	92	54	151	158	152	160	110	112
				NNE	4	3	5	6	7	3	7	3	13	39	1	4	8
NE	5			6	7	4	4	6	5	9	17	28	3	1	8		
ENE	24			7	9	17	12	18	8	19	49	36	14	12	19		
E	91			64	74	75	50	72	55	82	96	138	50	63	76		
ESE	74			65	90	81	44	87	60	134	132	126	67	70	86		
SE	12			15	32	21	24	52	17	81	56	44	14	11	32		
SSE	12			6	12	13	5	38	17	38	21	23	10	1	16		
S	5			6	13	8	8	21	13	15	15	12	7	7	11		
SSW	13			15	24	49	42	38	32	24	13	15	11	15	24		
SW	38			58	71	90	114	158	153	94	78	47	61	52	85		
WSW	97			109	103	126	153	175	149	91	131	91	121	101	120		
W	219			241	203	186	212	123	155	95	114	95	194	241	173		
WNW	206			208	164	161	165	72	160	71	40	55	159	206	139		
NW	62			70	44	67	54	30	79	69	35	36	77	81	59		
NNW	11			25	22	31	15	11	31	17	22	36	28	15	22		
N	7			7	12	8	9	4	3	7	13	24	24	11	11		

Element		1	2	3	4	5	6	7	8	9	10	11	12		
Number of Days With Classified	Daily Max. Temp.	0.0													
		0.1 ~ 10.0	25	16	6								2	26	75
		10.1 ~ 20.0	6	12	25	13	2					12	25	5	100
		20.1 ~ 30.0				17	26	21	9	8	30	19	3		133
	Daily Mean Temp.	30.1					3	8	22	23					56
		- 5.0												17	40
		- 4.9 ~ 0.0	16	7											17
		0.1 ~ 10.0	15	21	30	2						3	25	14	110
	Daily Min. Temp.	10.1 ~ 20.0			1	28	24	7			12	23	5		100
		20.1					7	22	31	31	18	5			114
		- 15.0												24	59
		- 14.9 ~ - 5.0	18	15	2										59
	Daily Max. Precip.	- 4.9 ~ 0.0	11	11	19	1						1	18	6	67
		0.1 ~ 10.0	2	2	10	22	14				3	14	12	1	80
		10.1				7	17	29	31	31	27	16			158
		0.1mm	3	6	5	9	7	6	14	14	5	6		2	77
	Hourly Max. Precip.	10.0mm		1		3	2	2	4	5	2	2		1	22
		30.0mm				1	1		2	4	1				9
		80.0mm													
		100.0mm													
Daily Max. Wind Speed	1.0mm	2	4	3	5	5	6	10	12	4	6		1	58	
	6.0mm				2	2	2	4	5	2	1		1	19	
	10.0mm				1	2	2	3	4	2	1			15	
	20.0mm					1	1	2	2					6	
Daily Max. Wind Speed	30.0mm					1		1	2					4	
	0.5 ~ 3.3%								1					1	
	3.4 ~ 7.9%	19	13	19	12	18	20	24	24	25	28	18	15	235	
	8.0 ~ 13.8%	12	15	12	18	13	9	7	6	5	3	12	15	127	
10 - Day Summary	Mean Temp.	1st	34	10	47	127	171	204	262	279	206	186	103	8	
		2nd	- 15	29	70	144	183	217	269	248	205	157	56	- 21	
		3rd	- 14	28	76	151	203	233	271	243	184	123	51	6	
	Mean Max. Temp.	1st	103	80	116	191	246	276	298	340	268	241	193	80	
		2nd	53	103	156	212	257	295	322	291	263	205	131	50	
		3rd	57	95	132	230	282	290	330	304	263	200	126	79	
	Mean Min. Temp.	1st	- 27	- 52	- 28	59	92	140	240	229	159	145	25	- 58	
		2nd	- 76	- 59	- 18	80	104	152	229	218	146	115	- 15	- 88	
		3rd	- 81	- 38	20	69	131	181	230	191	122	59	- 16	- 58	
	Mean Wind Speed	1st	19	26	27	23	21	22	18	16	13	15	16	19	
		2nd	24	26	18	26	22	18	18	13	18	15	19	23	
		3rd	22	20	18	22	22	16	16	15	13	17	18	20	
Total Precip.	1st	25	45		575	285	160	1295	90	290	460		5		
	2nd		35	5	165	110	160	100	1515	575	260				
	3rd	30	110	55	15	575	280	70	585	85			125		

Element		1	2	3	4	5	6	7	8	9	10	11	12			
(0.1 )	Air Temp.	Mean	43	56	86	146	186	207	259	262	217	177	109	35	149	
	Mean Max.	101	118	147	200	248	260	303	308	269	227	170	93	204		
	Mean Min.	- 8	- 2	33	97	135	166	231	228	178	142	54	- 20	103		
	Highest	159	189	192	256	297	309	335	362	300	282	244	150	362		
	Date	2	17	30	29	19	15	17	6	9	10	8	3	08/06		
	Lowest	- 86	- 67	- 26	36	98	118	209	168	105	44	- 9	- 76	- 86		
	Date	15	11	8	2	3	4	28	31	30	31	19	12	01/15		
(0.1mm)	Precip.	00~24h Total	200	390	375	1225	350	530	1095	720	3195	1125	105	9310		
		Highest. 1 Daily	65	240	90	435	200	245	610	260	2330	750	105	2330		
	Date	8	22	1	17	9	7	4	9	11	2	24	09/11			
	Hourly	40	45	85	135	40	85	195	195	850	280	80	850			
Date	29	22	1	17	9	29	4	9	11	2	24	09/11				
(0.1%)	Wind	Mean Speed	21	22	20	23	20	19	23	20	17	20	18	19	20	
		Highest Gust Speed	136	181	143	173	127	139	139	126	136	185	145	166	185	
		Dir.	SW	WSW	SW	WSW	WSW	SSW	WSW	S	NE	NE	SW	W	NE	
Date	21	20	9	3	7	2	10	23	17	22	10	11	10/22			
(0.1%)	Wind Directions Only	Hourly Occurrence Maximum Speed	38	29	55	77	44	43	39	44	49	59	28	33	77	
		NNE	40	35	48	64	54	54	53	46	55	66	35	21	66	
		NE	21	29	46	33	28	32	41	39	52	39	33	14	52	
		ENE	16	28	17	27	19	17		21	16	12	18	17	28	
		E	27	22	26	9	18	20	12	11	15	14	21	16	27	
		ESE	24	23	24	24	24	12	13	15	16	18		26	26	
		SE	23	24	32	33	34	29	30	16	20	30	18	29	34	
		SSE	26	42	40	56	48	42	35	44	34	30	32	26	56	
		S	39	43	41	55	44	41	60	44	39	24	48	31	60	
		SSW	61	88	58	105	57	53	76	66	39	40	72	58	105	
		SW	55	107	53	78	59	39	79	55	35	27	50	70	107	
		WSW	51	51	38	36	39	33	36	37	28	26	36	49	51	
		W	45	46	32	27	28	30	7	13	22	30	29	43	46	
		WNW	52	46	30	36	23	40	20	9	14	40	44	43	52	
		NW	41	23	28	20	19	9	9	12	22	34	32	35	41	
		NNW	34	34	31	16	21	11	10	25	33	39	30	30	39	
		N	91	100	141	121	101	111	97	65	185	126	144	136	118	
		Hourly Occurrence Percentage	CALM	91	61	114	103	79	144	67	217	233	383	56	27	132
		NNE	59	39	77	83	86	229	124	341	240	243	47	13	133	
		NE	17	19	44	33	23	65	35	69	47	28	25	5	34	
ENE	7	19	4	10	11	8		9	8	11	4	8	8			
E	7	1	10	3	8	7	3	4	4	4	3	9	5			
ESE	9	10	10	7	13	4	5	4	7	11		11	8			
SE	12	10	15	13	19	10	13	1	10	8	8	7	11			
SSE	19	24	34	74	118	93	101	13	25	23	22	12	47			
S	23	31	39	82	106	101	141	43	57	15	31	31	59			
SSW	122	113	94	143	163	92	237	104	63	28	171	116	121			
SW	171	196	128	153	149	76	148	62	33	26	224	246	134			
WSW	103	115	93	64	50	36	16	28	25	16	65	130	61			
W	73	74	48	32	30	6	3	4	13	9	61	78	36			
WNW	52	63	35	33	8	7	1	7	7	13	53	66	29			
NW	67	49	28	21	15	3	1	3	13	8	38	63	26			
NNW	75	74	85	26	22	7	8	26	31	47	49	42	41			
N																

Element		1	2	3	4	5	6	7	8	9	10	11	12		
Number of Days With Classified	Daily Max. Temp.	0.0													
		0.1 ~ 10.0	14	8	1								1	18	42
		10.1 ~ 20.0	17	20	28	14	1					6	22	13	121
		20.1 ~ 30.0				16	30	29	13	12	30	25	7		162
	Daily Mean Temp.	30.1						1	18	19					38
		- 5.0												4	10
		- 4.9 ~ 0.0	4	2											4
		0.1 ~ 10.0	26	24	22	2							14	27	115
	Daily Min. Temp.	10.1 ~ 20.0	1	2	7	28	25	12			4	24	16		119
		20.1					6	18	31	31	26	7			119
		- 15.0												5	11
		- 14.9 ~ - 5.0	5	1											5
	Daily Precip.	- 4.9 ~ 0.0	14	13	3								3	20	53
		0.1 ~ 10.0	12	14	26	14	1					5	24	6	102
		10.1				16	30	30	31	31	30	26	3		197
0.1mm		5	5	9	7	3	5	12	7	7	7		1	68	
Hourly Max. Precip.	10.0mm		1		4	2	2	2	3	5	2		1	22	
	30.0mm				2			1		2	1			6	
	80.0mm									1				1	
	100.0mm									1				1	
	1.0mm	3	5	7	6	3	3	10	5	5	6		1	54	
Daily Max. Wind Speed	6.0mm			1	3		1	3	2	5	1		1	17	
	10.0mm				1			2	2	3	1			9	
	20.0mm									1	1			2	
	30.0mm									1				1	
Daily Max. Wind Speed	0.5 ~ 3.3%														
	3.4 ~ 7.9%	9	4	13	9	15	17	19	14	18	11	12	9	150	
	8.0 ~ 13.8%	22	23	15	17	16	12	11	17	12	18	17	21	201	
	13.9%		1	1	4		1	1			2	1	1	12	
10 - Day Summary	Mean Temp.	1st	77	42	69	131	177	195	250	280	226	203	145	44	
		2nd	23	65	97	152	186	202	266	251	222	178	89	13	
		3rd	29	63	92	156	195	225	261	255	203	153	93	47	
	Mean Max. Temp.	1st	130	108	135	184	240	254	287	330	279	252	209	105	
		2nd	82	128	157	204	244	255	313	291	268	217	149	70	
		3rd	90	120	148	213	259	273	307	303	260	212	151	104	
	Mean Min. Temp.	1st	33	- 10	11	87	131	148	228	244	193	167	89	- 10	
		2nd	- 27	- 3	45	102	132	160	233	225	185	153	34	- 44	
		3rd	- 27	10	44	103	142	190	230	217	157	108	39	- 9	
	Mean Wind Speed	1st	21	19	22	27	20	21	29	21	15	16	19	18	
		2nd	21	27	19	23	19	21	23	17	23	23	18	19	
		3rd	20	19	19	21	20	16	18	22	14	21	18	19	
Total Precip.	1st	135	65	105	575	250	245	940	260	475	885				
	2nd		85	75	580	100	100	110	290	2540	205				
	3rd	65	240	195	70		185	45	170	180	35		105		

Element		1	2	3	4	5	6	7	8	9	10	11	12					
(0.1 )	Air Temp.	Mean	31	49	82	153	197	221	272	270	222	177	102	25	150			
	Mean Max.	81	104	134	206	257	274	316	313	272	223	158	77	201				
	Mean Min.	- 11	- 1	35	105	147	180	243	237	182	139	52	- 19	107				
	Highest	142	171	185	275	345	330	362	373	308	291	232	131	373				
	Date	2	17	30	16	30	15	22	6	9	10	8	24	08/06				
	Lowest	- 78	- 57	- 26	32	114	140	215	173	119	37	- 12	- 65	- 78				
	Date	15	11	8	2	15	4	28	31	30	31	19	12	01/15				
(0.1mm)	Precip.	00~24h Total	135	405	400	1480	340	460	1125	690	2665	855		280	8835			
		Highest. 1 Daily	60	240	115	555	180	200	730	270	1915	425		280	1915			
		Date	29	22	1	6	9	7	4	14	11	2		24	09/11			
	Hourly	Date	45	50	105	125	35	60	210	95	845	120		190	845			
	Date	29	22	1	17	12	29	4	22	11	2		24	09/11				
(0.1%)	Wind	Mean Speed	22	24	19	21	19	19	18	17	16	15	15	18	19			
		Highest Gust Speed	102	122	100	119	93	92	95	88	96	95	107	103	122			
		* Dir.	W	W	WSW	S	W	E	WSW	SW	SE	SSE	W	WNW	W			
	Date	15	9	27	6	7	7	10	24	15	18	18	24	02/09				
(0.1%)	Wind Directions Only	Hourly Occurrence Maximum Speed	NNE	5		5	15	10	11	8	10	9	9		15			
			NE	6	9	7	13	10	15	8	11	11	12		15			
			ENE		7	6	18	13	18	13	11	13	28	7		28		
			E	19	15	11	14	12	18	18	15	27	28	7		28		
			ESE	23	25	29	31	41	40	33	34	30	35	26	20	41		
			SE	37	38	51	52	47	49	34	41	56	44	36	26	56		
			SSE	9	35	28	37	31	40	29	36	34	25	18	19	40		
			S	11	12	29	21	27	24		23	22	21	18	12	29		
			SSW		20	22	17	13	21	15	18	13	14	19		22		
			SW	14	17	19	15	22	19	14	20	16	13	19	8	22		
			WSW	43	34	38	56	32	29	35	27	27	34	30	34	56		
			W	60	72	51	59	49	38	35	46	37	51	66	60	72		
			WNW	51	70	46	52	43	36	36	36	31	38	44	57	70		
			NW	19	20	23	43	25	28	26	25	17	19	18	23	43		
			NNW	13	13	17	19	21	14	14	13	16	13	10	11	21		
			N	8	11	9	12	7	10	12	10	13	7	8	7	13		
			(0.1%)	Hourly Occurrence Percentage	CALM	51	48	65	53	38	64	44	82	94	108	132	143	77
					NNE	1		3	6	16	15	12	9	17	9			7
					NE	4	3	4	15	17	14	8	23	15	19			10
					ENE		1	4	10	22	22	16	31	13	20	4		12
E	3	9			6	14	16	49	28	36	32	17	1		18			
ESE	9	28			48	43	65	139	85	160	71	112	4	3	64			
SE	59	30			152	124	103	240	102	290	278	324	21	3	145			
SSE	4	10			21	22	17	51	13	28	21	34	7	3	19			
S	3	1			6	7	4	6		4	13	3	1	3	4			
SSW		3			10	3	3	6	3	7	7	5	7		4			
SW	4	7			11	3	8	6	8	9	4	11	4	4	7			
WSW	66	49			69	66	56	44	44	19	50	38	68	62	53			
W	411	469			283	186	200	107	188	97	113	114	336	482	248			
WNW	265	240	168	293	313	154	384	125	110	97	272	210	219					
NW	81	65	93	84	66	40	46	47	90	59	99	74	70					
NNW	36	31	46	61	50	28	8	26	56	26	36	12	34					
N	3	4	12	10	5	15	9	7	18	5	7	3	8					



Element		1	2	3	4	5	6	7	8	9	10	11	12		
Number of Days With Classified	Daily Max. Temp.	0.0													
		0.1 ~ 10.0	20	14	2								2	23	61
		10.1 ~ 20.0	11	14	27	11						6	23	8	100
		20.1 ~ 30.0				19	29	28	9	11	29	25	5		155
	Daily Mean Temp.	30.1					2	2	22	20	1				47
		-5.0												5	13
		-4.9 ~ 0.0	6	2											
		0.1 ~ 10.0	25	24	24	2							15	26	116
	Daily Min. Temp.	10.1 ~ 20.0		2	5	27	16	6			2	24	15		97
		20.1				1	15	24	31	31	28	7			137
		-15.0												4	11
		-14.9 ~ -5.0	5	2											
	Daily Precip.	-4.9 ~ 0.0	14	12	3								1	21	51
		0.1 ~ 10.0	12	14	26	11						6	26	6	101
		10.1				19	31	30	31	31	30	25	3		200
		0.1mm	4	5	8	6	4	5	12	7	5	8		1	65
	Hourly Max. Precip.	10.0mm		1	2	4	1	2	1	3	4	2		1	21
		30.0mm				2			1		2	1			6
		80.0mm									1				1
		100.0mm									1				1
1.0mm		2	5	5	6	3	3	10	6	5	7		1	53	
Daily Max. Wind Speed	6.0mm			1	2		1	2	3	4	2		1	16	
	10.0mm			1	1			1		3	1		1	8	
	20.0mm							1		1				2	
	30.0mm									1				1	
Daily Max. Wind Speed	0.5 ~ 3.3%	16	13	22	23	29	29	29	30	26	26	24	14	281	
	3.4 ~ 7.9%	15	15	7	7	2	1	2	1	4	5	6	17	82	
10 - Day Summary	Mean Temp.	8.0 ~ 13.8%													
		13.9%													
		1st	65	36	65	137	182	209	262	289	231	204	139	35	
	Mean Max. Temp.	2nd	13	57	91	159	195	217	278	258	225	177	80	5	
		3rd	18	56	91	163	214	236	276	264	209	153	89	35	
		1st	113	91	123	189	239	267	295	339	281	252	200	88	
	Mean Min. Temp.	2nd	62	113	148	212	252	274	325	292	268	213	137	55	
		3rd	70	108	135	219	279	280	327	310	269	208	136	86	
		1st	26	-5	13	94	138	164	241	254	193	168	86	-9	
	Mean Wind Speed	2nd	-29	-4	40	111	141	174	244	231	189	147	31	-41	
		3rd	-29	8	53	109	161	202	242	226	165	105	40	-8	
		1st	18	25	22	22	21	21	18	18	14	15	15	15	
Total Precip.	2nd	23	26	17	20	19	21	21	16	21	17	15	21		
	3rd	24	19	18	19	18	15	16	18	14	15	15	19		
	1st	65	85	120	800	245	205	900	160	470	585				
(0.1mm)	2nd		80	65	585	95	90	105	350	1995	210				
	3rd	70	240	215	95		165	120	180	200	60		280		

		Element	1	2	3	4	5	6	7	8	9	10	11	12			
(0.1 )	Air Temp.	Mean	23	42	74	147	191	217	276	268	214	171	89	13	144		
		Mean Max.	87	106	142	214	269	284	328	321	276	223	164	80	208		
		Mean Min.	-34	-23	9	76	117	160	237	228	163	125	16	-47	86		
		Highest	143	176	196	289	363	347	374	379	315	296	242	140	379		
		Date	2	17	30	16	29	15	21	6	9	10	8	3	08/06		
		Lowest	-98	-76	-34	1	65	101	184	166	76	3	-40	-91	-98		
		Date	25	2	3	2	2	5	28	28	30	31	24	14	01/25		
(0.1mm)	Precip.	00~24h Total	145	280	285	1460	365	370	935	670	1600	755		180	7045		
		Highest. 1 Daily	50	210	105	545	165	165	270	250	1045	435		175	1045		
		Date	29	22	26	6	9	7	2	9	11	2		24	09/11		
		Hourly Date	25	35	70	105	50	40	240	240	520	110		95	520		
(0.1%)	Wind	Mean Speed	17	18	15	19	14	15	17	16	15	17	14	15	16		
		Highest Gust Speed	116	133	99	117	126	100	111	111	103	135	110	104	135		
		* Dir.	NW	W	ENE	NW	NW	SE	WNW	N	SE	S	NE	WSW	S		
(0.1%)	Wind Directions Only	Date	27	20	9	14	7	1	3	24	15	22	30	24	10/22		
		Hourly Occurrence Maximum Speed	38	47	36	34	36	27	19	22	39	20	50	44	50		
		NNE	47	46	36	29	35	30	24	28	20	28	31	41	47		
		NE	55	44	37	34	36	29	39	40	32	35	40	30	55		
		ENE	51	42	32	32	40	36	38	43	44	43	37	36	51		
		E	46	29	42	55	42	37	34	38	47	47	48	26	55		
		ESE	47	23	47	57	37	42	15	38	48	56	38	21	57		
		SE	10	35	48	39	40	37	27	43	37	73	30	17	73		
		SSE	17	28	25	37	31	35	33	38	29	60	44	20	60		
		S	10	27	30	36	38	40	31	30	31	39	33	18	40		
		SSW	19	35	38	49	32	42	37	34	28	26	16	20	49		
		SW	21	45	31	57	38	40	51	36	28	30	44	19	57		
		WSW	35	49	40	66	40	41	46	54	28	26	43	42	66		
		W	33	72	43	74	42	40	45	57	31	17	40	30	74		
		WNW	62	57	38	64	48	30	59	59	28	23	32	47	64		
		NW	51	47	45	44	34	23	42	16	21	18	36	46	51		
		NNW	50	53	43	45	31	20	19	25	22	19	47	44	53		
		(0.1%)	Hourly Occurrence Percentage	CALM	120	137	218	154	192	154	142	114	145	126	196	171	156
				NNE	87	51	46	17	26	50	19	67	26	17	58	108	48
				NE	90	83	66	26	38	97	50	101	33	70	78	91	69
ENE	147			112	72	49	59	57	78	151	93	129	88	81	93		
E	148			97	92	94	97	67	55	102	188	188	72	75	106		
ESE	78			109	112	103	66	43	23	63	207	137	54	52	87		
SE	38			39	64	56	30	65	15	26	70	69	54	12	44		
SSE	13			15	24	25	28	74	19	34	35	93	70	11	37		
S	15			9	15	17	40	92	48	75	17	48	50	12	37		
SSW	7			18	26	25	47	82	50	36	45	42	31	20	36		
SW	28			25	30	44	50	57	91	46	19	12	10	24	37		
WSW	17			18	31	53	83	57	151	52	28	19	24	15	46		
W	24			27	45	92	75	29	112	43	31	20	29	26	46		
WNW	28			61	38	117	40	14	65	30	10	5	49	42	41		
NW	30	40	23	81	54	13	50	24	19	9	33	73	37				
NNW	47	61	39	18	44	32	16	8	21	9	49	99	37				
N	83	100	61	31	31	17	17	28	14	5	56	89	44				

Element		1	2	3	4	5	6	7	8	9	10	11	12		
Number of Days With Classified	Daily Max. Temp.	0.0													
		0.1 ~ 10.0	19	11	2								2	21	55
		10.1 ~ 20.0	12	17	29	11						6	20	10	105
		20.1 ~ 30.0				19	26	20	5	6	27	25	8		136
	Daily Mean Temp.	30.1					5	10	26	25	3				69
		- 5.0												10	20
		- 4.9 ~ 0.0	8	2											20
		0.1 ~ 10.0	23	25	29	2						1	18	21	119
	Daily Min. Temp.	10.1 ~ 20.0		1	2	28	22	7			4	24	12		100
		20.1					9	23	31	31	26	6			126
		- 15.0													
		- 14.9 ~ - 5.0	10	4											28
	Daily Precip.	- 4.9 ~ 0.0	19	18	16									10	80
		0.1 ~ 10.0	2	6	15	22	9				1	7	20		82
		10.1				8	22	30	31	31	29	24			175
		0.1mm	4	5	7	9	4	4	11	8	6	7		2	67
	Hourly Max. Precip.	10.0mm		1	1	5	2	1	4	2	3	2		1	22
		30.0mm				2					1	1			4
		80.0mm									1				1
100.0mm										1				1	
1.0mm		4	4	5	6	3	4	8	8	5	6		1	54	
Daily Max. Wind Speed	6.0mm			1	2			4	1	4	1		1	14	
	10.0mm				1			3	1	2	1			8	
	20.0mm							1	1	1				3	
	30.0mm									1				1	
Daily Max. Wind Speed	0.5 ~ 3.3%														
	3.4 ~ 7.9%	18	17	26	13	27	29	28	29	25	27	19	17	275	
	8.0 ~ 13.8%	13	11	5	17	4	1	3	2	5	4	11	14	90	
	13.9%														
10 - Day Summary	Mean Temp.	1st	51	33	58	129	178	202	268	288	225	198	121	20	
		2nd	8	50	78	155	188	214	284	255	219	173	70	- 1	
		3rd	12	43	85	155	206	236	275	262	198	143	76	21	
	Mean Max. Temp.	1st	117	97	129	191	252	275	308	348	285	250	211	89	
		2nd	68	117	157	222	263	283	340	296	272	213	142	59	
		3rd	78	103	142	229	291	293	336	320	270	208	140	91	
	Mean Min. Temp.	1st	- 10	- 27	- 8	69	108	137	240	246	178	153	42	- 42	
		2nd	- 44	- 24	0	84	115	156	239	227	170	143	1	- 56	
		3rd	- 47	- 16	34	75	127	187	232	214	141	84	4	- 43	
	Mean Wind Speed	1st	14	18	18	20	14	15	21	16	14	14	12	14	
		2nd	19	22	13	21	14	15	17	14	17	18	14	17	
		3rd	17	15	15	17	14	14	13	18	13	18	15	14	
Total Precip.	1st	75	25	85	875	230	165	665	250	335	575		5		
	2nd		45	40	530	135	90	85	305	1130	160				
	3rd	70	210	160	55		115	185	115	135	20		175		

		Element	1	2	3	4	5	6	7	8	9	10	11	12			
(0.1 )	Air Temp.	Mean	35	52	83	152	198	218	272	266	218	173	105	29	150		
		Mean Max.	87	106	138	204	261	277	319	316	271	223	161	82	204		
		Mean Min.	- 9	2	37	104	147	173	240	232	179	138	53	- 16	107		
		Highest	145	180	195	266	345	331	357	378	309	284	237	137	378		
		Date	2	17	30	30	30	15	21	6	9	10	8	3	08/06		
		Lowest	- 78	- 53	- 21	28	102	132	209	174	115	41	- 9	- 65	- 78		
		Date	15	11	8	2	3	11	28	31	30	31	19	14	01/15		
(0.1mm)	Precip.	00~24h Total	115	300	290	1650	315	435	980	815	2185	790		210	8085		
		Highest. 1 Daily	55	210	95	605	160	185	335	250	1565	395		205	1565		
		Date	29	22	1	6	9	7	4	14	11	2		24	09/11		
		Hourly Date	40	45	85	155	40	50	275	190	750	130		145	750		
(0.1%)	Wind	Mean Speed	15	16	15	19	16	15	18	14	13	14	13	14	15		
		Highest Gust Speed	111	115	94	162	95	90	93	96	107	84	94	106	162		
		* Dir.	NW	W	NNE	S	W	S	S	SSW	S	N	W	NNW	S		
(0.1%)	Wind Directions Only	Date	20	19	2	6	7	7	10	24	11	29	10	11	04/06		
		Hourly Occurrence Maximum Speed	22	30	24	28	21	21	19	19	26	38	20	20	38		
		NNE	23	17	12	15	11	17	13	13	17	32	14	17	32		
		NE	10	13	13	8	21	11	15	15	8	13	9	9	21		
		ENE	16	23	15	18	13	9	12	10	14	6	8	12	23		
		E	21	19	8	18	13	11	14	10	13	9	6	16	21		
		ESE	16	11	12	42	33	17	33	17	21	6	12	28	42		
		SE	29	22	39	37	54	46	44	39	41	32	24	13	54		
		SSE	35	47	55	88	53	48	49	51	55	33	27	28	88		
		S	39	49	44	98	47	46	46	40	41	32	40	24	98		
		SSW	55	66	45	58	35	39	43	45	35	23	50	37	66		
		SW	37	55	27	39	38	23	22	30	20	19	42	36	55		
		WSW	36	21	27	26	31	22	24	18	16	22	41	38	41		
		W	28	31	26	33	31	18	15	19	22	21	30	33	33		
		WNW	53	36	32	26	29	19	20	20	31	30	33	51	53		
		NW	47	43	40	32	42	25	15	26	31	43	35	47	47		
		NNW	33	34	36	34	24	21	27	30	35	42	33	32	42		
		(0.1%)	Hourly Occurrence Percentage	CALM	105	82	113	101	99	128	69	75	92	83	132	90	97
				NNE	93	92	149	96	89	106	63	145	207	220	117	75	121
				NE	20	18	24	21	17	25	17	16	29	24	18	17	21
ENE	7			12	4	10	19	14	12	11	6	9	11	4	10		
E	9			12	8	4	9	15	15	7	6	1	7	7	8		
ESE	19			7	4	18	19	15	13	5	7	7	6	4	10		
SE	11			19	5	19	19	15	13	3	10	1	8	11	11		
SSE	16			18	42	54	70	82	71	31	42	13	17	15	39		
S	17			54	67	132	147	181	185	95	68	39	43	20	87		
SSW	16			49	66	158	133	107	216	94	35	16	44	27	80		
SW	65			80	57	90	95	61	106	82	33	13	86	48	68		
WSW	44			45	31	26	47	22	44	28	29	8	54	44	35		
W	46			37	39	28	39	19	31	13	26	9	35	58	32		
WNW	60			49	39	25	24	29	32	20	26	15	54	66	37		
NW	126	125	69	32	40	26	22	30	44	43	96	152	67				
NNW	163	182	106	65	42	46	17	90	100	105	135	226	106				
N	183	119	176	119	91	108	71	254	240	391	138	135	169				

Element		1	2	3	4	5	6	7	8	9	10	11	12		
Number of Days With Classified	Daily Max. Temp.	0.0													
		0.1 ~ 10.0	20	10	2								2	21	55
		10.1 ~ 20.0	11	18	29	11	1					7	21	10	108
		20.1 ~ 30.0				19	26	23	6	6	29	24	7		140
	Daily Mean Temp.	30.1					4	7	25	25	1				62
		- 5.0												4	10
		- 4.9 ~ 0.0	4	2											4
		0.1 ~ 10.0	27	24	25	2							15	27	120
	Daily Min. Temp.	10.1 ~ 20.0		2	6	27	15	9			4	25	15		103
		20.1				1	16	21	31	31	26	6			132
		- 15.0												4	10
		- 14.9 ~ - 5.0	5	1											4
	Daily Max. Precip.	- 4.9 ~ 0.0	14	13	3								1	21	52
		0.1 ~ 10.0	12	14	28	13						5	27	6	105
		10.1				17	31	30	31	31	30	26	2		198
		0.1mm	5	5	8	7	3	5	13	8	5	7		2	68
	Hourly Max. Precip.	10.0mm		1		5	2	2	2	3	4	2		1	22
		30.0mm				2			2		1	1			6
		80.0mm									1				1
		100.0mm									1				1
1.0mm		2	4	6	6	3	4	8	6	5	6		1	51	
Daily Max. Wind Speed	6.0mm			1	4			4	3	3	1		1	17	
	10.0mm				2			1	2	2	1		1	9	
	20.0mm							1		1				2	
	30.0mm									1				1	
	0.5 ~ 3.3%	1											1	2	
10 - Day Summary	Mean Temp. (0.1 )	3.4 ~ 7.9%	22	16	26	20	25	28	26	28	28	28	26	21	294
		8.0 ~ 13.8%	8	12	5	8	6	2	5	3	2	3	4	9	67
		13.9%				2									2
	Mean Max. Temp. (0.1 )	1st	68	40	67	133	184	205	261	284	227	200	142	37	
2nd		16	61	93	159	197	213	281	252	222	174	84	8		
3rd		23	55	90	163	213	237	272	262	205	149	89	42		
Mean Min. Temp. (0.1 )	1st	115	97	125	183	242	271	303	342	279	249	204	94		
	2nd	69	116	152	210	253	274	327	295	266	212	139	59		
	3rd	77	105	138	219	284	285	325	312	267	209	140	92		
Mean Wind Speed (0.1%)	1st	30	- 3	16	88	135	159	239	248	191	166	86	- 9		
	2nd	- 29	2	41	113	146	165	243	227	184	149	33	- 38		
	3rd	- 27	9	51	111	158	196	237	222	162	104	40	- 1		
Total Precip. (0.1mm)	1st	13	16	18	19	15	16	22	13	12	13	13	14		
	2nd	16	19	14	20	16	15	18	11	15	15	14	15		
	3rd	15	14	12	18	16	14	14	17	13	15	13	14		
Total Precip. (0.1mm)	1st	50	50	105	1030	210	185	730	240	375	550		5		
	2nd		40	55	570	105	95	110	340	1645	195				
	3rd	65	210	130	50		155	140	235	165	45		205		

		Element	1	2	3	4	5	6	7	8	9	10	11	12			
(0.1 )	Air Temp.	Mean	31	49	85	155	200	226	277	275	225	180	101	25	152		
		Mean Max.	84	105	141	207	261	279	316	319	275	225	160	81	204		
		Mean Min.	- 15	- 4	37	103	146	184	247	241	185	144	47	- 23	108		
		Highest	144	175	201	264	334	341	357	375	305	298	239	135	375		
		Date	2	17	30	16	30	15	22	6	12	10	8	24	08/06		
		Lowest	- 72	- 49	- 21	32	110	144	218	178	119	45	- 6	- 65	- 72		
		Date	15	11	8	2	3	4	28	31	30	31	24	14	01/15		
(0.1mm)	Precip.	00~24h Total	85	270	230	1140	265	285	850	595	1530	610		170	6030		
		Highest. 1 Daily	45	185	80	410	115	95	245	235	955	270		170	955		
		Date	29	22	1	6	9	29	4	9	11	2		24	09/11		
		Hourly	30	40	70	80	45	45	155	225	460	110		80	460		
(0.1%)	Wind	Date	29	22	1	17	12	30	5	9	11	2		24	09/11		
		Mean Speed	21	24	21	23	21	23	23	22	21	22		18	21	22	
		Highest Gust Speed	131	119	109	132	113	104	99	111	122	119	110	138	138		
		Dir.	WSW	W	WNW	S	W	ESE	NNE	SW	N	ENE	NW	SSW	SSW		
(0.1%)	Wind Directions Only	Date	16	10	6	5	7	10	26	24	1	22	24	24	12/24		
		Hourly Occurrence Maximum Speed	40	26	38	51	45	38	48	36	52	64	23	19	64		
		NNE	23	20	46	62	29	39	43	43	64	60	26	11	64		
		NE	24	32	40	53	44	39	43	41	38	44	21	19	53		
		ENE	31	34	49	45	49	57	36	52	38	32	32	22	57		
		E		32	45	46	51	49	35	43	42	42	9	12	51		
		ESE	7	29	36	34	32	37	16	33	22	33	13	8	37		
		SE		6	36	54	12	43	14	22	22	15	9	46	54		
		SSE	20	26	29	76	24	41	37	41	28	20	19	19	76		
		S	50	40	47	54	42	40	46	41	31	14	34	29	54		
		SSW	58	71	66	61	76	55	58	69	42	39	60	34	76		
		SW	55	60	44	55	82	53	52	64	46	34	48	63	82		
		WSW	79	66	66	54	65	35	47	24	30	43	63	75	79		
		W	68	82	61	42	64	33	17	18	37	56	61	72	82		
		WNW	68	71	54	40	33	40	16	23	32	53	62	60	71		
		NW	53	67	51	38	22	26	25	30	28	38	39	40	67		
		NNW	36	40	37	36	30	37	39	31	50	47	43	27	50		
		N	63	58	52	68	69	33	35	22	31	43	101	82	55		
		(0.1%)	Hourly Occurrence Percentage	CALM	90	43	59	54	40	63	31	141	157	254	47	23	84
				NNE	13	7	63	56	31	71	43	91	96	173	13	9	56
NE	5			12	34	42	46	79	48	89	63	40	17	7	40		
ENE	9			18	47	32	43	125	32	82	60	32	21	15	43		
E				9	26	11	15	44	11	31	26	15	3	5	16		
ESE	1			4	8	4	3	13	1	9	1	5	3	1	5		
SE				1	9	17	1	8	1	5	3	1	1	11	5		
SSE	13			18	24	44	24	32	40	11	15	7	15	8	21		
S	39			34	39	113	78	44	165	44	21	7	35	31	54		
SSW	109			129	89	178	200	133	300	117	74	24	122	82	130		
SW	109			73	73	86	118	68	98	32	43	31	72	103	76		
WSW	103			118	75	35	82	35	38	16	36	24	94	136	66		
W	121			135	82	32	67	32	26	17	36	26	103	187	72		
WNW	130			129	66	35	51	43	32	24	33	38	115	116	67		
NW	78	91	83	76	50	65	39	42	57	74	72	71	66				
NNW	114	119	171	118	82	111	59	226	249	206	165	113	144				

Element		1	2	3	4	5	6	7	8	9	10	11	12		
Number of Days With Classified	Daily Max. Temp.	0.0													
		0.1 ~ 10.0	20	13	2								2	22	59
		10.1 ~ 20.0	11	15	28	12						6	22	9	103
		20.1 ~ 30.0			1	18	29	25	8	6	26	25	6		144
	30.1					2	5	23	25	4				59	
	Daily Mean Temp.	- 5.0													
		- 4.9 ~ 0.0	6	2										4	12
		0.1 ~ 10.0	25	25	23	2							15	27	117
		10.1 ~ 20.0		1	8	27	15	4			2	24	15		96
	20.1				1	16	26	31	31	28	7			140	
	Daily Min. Temp.	- 15.0													
		- 14.9 ~ - 5.0	6											3	9
		- 4.9 ~ 0.0	15	16	2								3	25	61
		0.1 ~ 10.0	10	12	29	10						4	25	3	93
	10.1				20	31	30	31	31	30	27	2		202	
Daily Precip.	0.1mm	3	5	7	8	4	4	12	7	5	7		1	63	
	10.0mm		1		4	1		4	3	3	2		1	19	
	30.0mm				1						2			3	
	80.0mm									1				1	
	100.0mm														
Hourly Max. Precip.	1.0mm	2	4	7	7	3	4	9	6	5	6		1	54	
	6.0mm			1	3			4	2	4	1		1	16	
	10.0mm							2	2	3	1			8	
	20.0mm								1	1				2	
	30.0mm										1			1	
Daily Max. Wind Speed	0.5 ~ 3.3%														
	3.4 ~ 7.9%	19	15	19	15	24	18	25	27	25	23	18	20	248	
	8.0 ~ 13.8%	12	13	12	15	7	12	6	4	5	8	12	11	117	
	13.9%														
10 - Day Summary	Mean Temp. (0.1 )	1st	63	38	65	138	187	213	266	294	234	206	137	35	
		2nd	13	56	93	160	199	224	283	263	229	182	83	6	
		3rd	17	54	95	165	214	243	282	269	213	155	83	34	
	Mean Max. Temp. (0.1 )	1st	117	95	123	191	246	270	297	343	282	252	202	91	
		2nd	66	115	157	211	256	279	323	300	271	216	139	58	
		3rd	71	106	142	219	278	289	327	316	271	209	139	91	
	Mean Min. Temp. (0.1 )	1st	17	- 6	15	89	137	167	245	258	197	171	80	- 14	
		2nd	- 30	- 8	38	111	143	178	249	237	190	156	33	- 38	
		3rd	- 31	4	56	109	158	208	247	230	169	110	30	- 16	
	Mean Wind Speed (0.1%)	1st	18	26	27	24	23	26	24	22	19	19	17	20	
		2nd	24	26	19	24	21	24	25	21	24	23	22	23	
		3rd	21	21	19	21	20	19	21	24	20	23	17	19	
Total Precip. (0.1mm)	1st	30	40	80	645	175	60	490	235	420	405				
	2nd		45	40	420	90	85	125	225	980	180				
	3rd	55	185	110	75		140	235	135	130	25		170		

Element		1	2	3	4	5	6	7	8	9	10	11	12				
(0.1 )	Air Temp.	Mean	49	62	95	156	199	218	269	275	232	189	120	42	159		
	Mean Max.	86	103	132	192	242	253	300	304	262	220	159	82	195			
	Mean Min.	12	22	60	123	165	193	245	253	206	160	80	4	127			
	Highest	140	171	171	244	330	309	338	354	294	281	235	141	354			
	Date	2	17	30	29	30	15	21	6	9	10	8	24	08/06			
	Lowest	-60	-42	-11	62	136	164	213	210	149	80	5	-43	-60			
	Date	15	11	8	2	3	4	5	31	30	31	19	12	01/15			
(0.1mm)	Precip.	00~24h Total	130	380	295	1125	360	510	1840	670	3510	1220		120	10160		
		Highest. 1 Daily	55	245	80	345	190	220	1350	295	2720	815		120	2720		
	Hourly	40	45	60	95	40	95	365	90	925	300		70	925			
	Date	29	22	1	17	9	29	4	22	11	2		24	09/11			
(0.1%)	Wind	Mean Speed	19	22	19	21	20	21	22	21	19	20	16	18	20		
		Highest Gust Speed	151	171	119	169	127	96	115	104	132	144	113	125	171		
		Dir.	NNW	W	N	SW	ENE	ENE	SSW	SW	E	ENE	N	W	W		
(0.1%)	Wind Directions Only	Date	14	20	2	5	9	12	11	24	15	22	19	11	02/20		
		Hourly Occurrence Maximum Speed	25	30	34	25	21	26	16	26	42	42	30	32	42		
		NNE	27	20	26	29	15	23	23	24	31	46	23	17	46		
		NE	41	33	52	62	51	51	45	52	64	53	23	30	64		
		ENE	41	38	53	59	55	56	55	49	53	62	33	25	62		
		E	20	17	23	19	22	26	26	27	27	18	6	10	27		
		ESE	12	16	23	8	28	29	22	29	22	25	14	18	29		
		SE	20	6	16	12	25	23	21	18	20	12	11	11	25		
		SSE	14	19	24	22	30	25	17	12	27	6	20	16	30		
		S	37	31	39	68	48	49	48	48	28	29	28	42	68		
		SSW	30	34	43	60	46	51	57	55	40	30	38	30	60		
		SW	48	73	39	61	44	35	49	46	33	36	56	39	73		
		WSW	62	47	43	46	44	41	44	32	33	31	42	51	62		
		W	67	62	53	40	39	36	31	25	31	51	54	53	67		
		WNW	56	38	42	22	20	26		20	24	34	39	44	56		
		NW	46	58	42	25	15	15		26	26	38	39	43	58		
		NNW	36	35	37	29	8	12	17	21	42	44	39	34	44		
		(0.1%)	Hourly Occurrence Percentage	CALM	83	59	103	50	44	36	35	32	72	71	103	122	68
				NNE	47	48	67	42	27	32	22	81	146	164	47	26	62
				NE	60	24	46	40	19	31	9	75	108	145	38	5	50
				ENE	30	26	117	93	86	124	66	211	193	269	24	8	104
				E	17	42	113	125	152	346	171	290	160	118	29	7	131
				ESE	5	11	20	14	19	25	16	38	28	16	1	7	17
				SE	3	8	7	4	8	18	7	4	15	16	1	3	8
				SSE	7	2	3	3	11	7	3	3	6	1	1	4	4
				S	7	6	8	10	15	10	4	3	15	3	1	7	7
				SSW	43	32	55	128	103	110	144	34	31	20	32	52	65
SW	47			44	87	162	172	104	194	94	42	28	81	67	94		
WSW	152			161	103	163	165	72	222	59	50	26	179	126	123		
W	185			197	101	88	122	47	91	34	53	35	197	206	112		
WNW	144			155	89	42	40	24	8	12	26	23	111	179	71		
NW	91			89	26	10	5	4		5	8	19	68	94	35		
NNW	50	60	32	11	4	3		8	14	16	60	55	26				
N	28	39	23	15	7	8	9	17	33	30	26	32	22				



Element		1	2	3	4	5	6	7	8	9	10	11	12			
Number of Days With Classified	Daily Max. Temp.	0.0														
		0.1 ~ 10.0	20	15	2							1	23	61		
		10.1 ~ 20.0	11	12	29	21	3					7	24	8	115	
		20.1 ~ 30.0				9	27	29	16	17	30	24	5		157	
	Daily Mean Temp.	30.1					1	1	15	14					31	
		- 5.0														
		- 4.9 ~ 0.0	3	1											3	7
		0.1 ~ 10.0	27	23	17	2							10	28	107	
	Daily Min. Temp.	10.1 ~ 20.0	1	3	14	28	17	5			1	23	20		112	
		20.1					14	25	31	31	29	8			138	
		- 15.0														
		- 14.9 ~ - 5.0	1												1	
	Daily Precip.	- 4.9 ~ 0.0	13	6	1										13	33
		0.1 ~ 10.0	17	21	30	4						2	19	18	111	
		10.1				26	31	30	31	31	30	29	11		219	
		0.1mm	4	5	8	7	3	4	13	9	6	8		1	68	
	Hourly Max. Precip.	10.0mm		1		4	2	2	2	3	5	3		1	23	
		30.0mm				1			1		2	1			5	
		80.0mm							1		1	1			3	
		100.0mm							1		1				2	
		1.0mm	3	4	6	7	3	3	11	8	5	7		1	58	
Daily Max. Wind Speed	6.0mm			1	3		1	2	3	4	1		1	16		
	10.0mm							1		3	1			5		
	20.0mm							1		1	1			3		
	30.0mm							1		1	1			3		
Daily Max. Wind Speed	0.5 ~ 3.3%															
	3.4 ~ 7.9%	14	9	14	10	17	20	20	18	18	13	20	10	183		
	8.0 ~ 13.8%	16	16	17	17	14	10	11	13	12	17	10	21	174		
10 - Day Summary	Mean Temp.	13.9%	1	2	3						1			7		
		1st	84	51	77	141	187	208	255	291	239	215	158	52		
		2nd	29	69	105	162	199	213	279	264	236	188	99	21		
	Mean Max. Temp.	(0.1 )	35	69	102	166	210	234	272	270	221	167	103	54		
		1st	116	93	120	177	228	251	283	326	271	246	200	93		
		2nd	68	114	140	195	238	244	313	286	262	215	138	60		
	Mean Min. Temp.	3rd	74	103	135	203	257	262	305	300	253	203	141	93		
		1st	55	14	36	108	157	180	236	268	213	188	116	11		
		2nd	- 11	21	71	130	165	188	253	245	213	167	58	- 19		
	Mean Wind Speed	(0.1 )	- 6	32	73	131	173	212	247	246	192	129	65	18		
		1st	17	21	22	22	20	22	24	21	17	16	17	16		
		2nd	21	25	17	21	20	23	23	20	24	23	17	19		
Total Precip.	(0.1%)	19	19	18	19	19	17	19	21	15	21	16	18			
	1st	70	70	75	520	255	220	1710	180	475	985					
	2nd		65	65	495	105	80	60	355	2885	190					
(0.1mm)	3rd	60	245	155	110		210	70	135	150	45		120			

		Element	1	2	3	4	5	6	7	8	9	10	11	12			
(0.1 )	Air Temp.	Mean	0	13	51	124	172	186	244	229	188	142	73	- 7	118		
		Mean Max.	46	65	101	177	227	237	287	270	233	180	123	40	166		
		Mean Min.	- 37	- 32	13	83	124	147	215	204	160	116	29	- 49	81		
		Highest	102	128	167	268	311	304	349	325	274	255	198	115	349		
		Date	2	16	30	30	29	19	21	6	9	9	3	3	07/21		
		Lowest	- 115	- 102	- 67	18	76	109	166	156	108	32	- 60	- 120	- 120		
		Date	15	11	8	2	1	3	28	27	29	30	19	12	12/12		
(0.1mm)	Precip.	00~24h Total	285	330	190	1435	340	360	1240	1900	2250	875		240	9445		
		Highest. 1 Daily	205	210	65	485	170	85	365	705	1060	390		240	1060		
		Date	5	22	2	17	9	20	29	14	11	6		24	09/11		
		Hourly Date	40	30	70	120	60	35	250	255	405	105		155	405		
(0.1%)	Wind	Mean Speed	26	28	21	29	23	21	25	20	20	22	23	23	23		
		Highest Gust Speed	120	141	106	174	113	130	130	107	108	122	130	136	174		
		Dir.	WNW	W	NW	S	W	SSW	SSW	SSW	NNW	SSW	SW	SSW	S		
(0.1%)	Wind Directions Only	Date	11	1	3	6	15	7	10	21	17	2	10	24	04/06		
		Hourly Occurrence Maximum Speed	32	27	46	37	37	39	33	36	43	57	29	12	57		
		NNE	19	11	24	19	18	23	18	17	20	26	14		26		
		NE		15	18	21	19	23	18	17	16	13	18	13	23		
		ENE	13	21	23	23	19	23	18	17	18	16	14	7	23		
		E	15	21	26	21	26	25	19	22	18	16	14	14	26		
		ESE	13	18	26	29	25	25	19	23	21	24		15	29		
		SE	11	20	22	22	31	24	18	21	19	32	15	7	32		
		SSE	31	36	36	52	28	46	22	30	29	63	20	29	63		
		S	70	72	54	114	62	82	81	65	38	71	75	83	114		
		SSW	49	70	49	78	58	54	60	55	42	34	69	55	78		
		SW	36	38	39	32	43	29	29	23	27	30	38	37	43		
		WSW	60	57	45	42	25	37	29	16	28	27	54	52	60		
		W	52	58	42	34	45	37	32	10	50	47	53	56	58		
		WNW	50	54	48	38	42	36	32	33	50	45	46	55	55		
		NW	59	47	40	46	38	35	44	38	37	48	51	58	59		
		NNW	35	26	30	36	32	32	33	33	49	56	33	24	56		
		(0.1%)	Hourly Occurrence Percentage	CALM	24	30	26	14	27	25	31	40	22	54	49	75	35
				NNE	94	49	159	104	83	196	108	315	204	305	43	5	140
NE	5			3	7	14	11	43	15	32	15	4	3		13		
ENE				1	12	10	23	38	20	20	13	3	1	1	12		
E	4			7	16	8	18	31	16	24	14	7	6	3	13		
ESE	7			15	28	13	19	36	13	35	32	8	6	1	18		
SE	8			7	24	15	22	35	8	17	19	12		1	14		
SSE	5			9	15	11	11	24	3	12	14	9	10	1	10		
S	12			25	24	11	12	33	9	7	7	19	19	12	16		
SSW	67			77	99	221	182	108	203	55	31	32	144	91	109		
SW	237			192	157	244	285	153	343	130	110	26	296	333	209		
WSW	56			61	67	69	110	72	75	19	64	23	100	99	68		
W	86			112	50	29	35	24	35	19	35	16	76	103	51		
WNW	137			183	77	44	41	24	30	5	32	26	72	121	65		
NW	130			141	94	68	38	31	17	26	35	46	86	95	67		
NNW	63			54	51	54	34	38	24	51	94	85	63	35	54		
N	63			33	94	69	49	92	50	192	260	327	26	20	107		

Element		1	2	3	4	5	6	7	8	9	10	11	12			
Number of Days With Classified	Daily Max. Temp.	0.0	3	1										4	8	
		0.1 ~ 10.0	27	20	14	1							11	25	98	
		10.1 ~ 20.0	1	7	17	22	8	5				3	26	19	2	110
		20.1 ~ 30.0				7	20	24	19	24	27	5				126
		30.1					2	1	12	7						22
	Daily Mean Temp.	- 5.0	5	2											4	11
		- 4.9 ~ 0.0	9	8	2									1	14	34
		0.1 ~ 10.0	17	18	29	7							2	20	13	106
		10.1 ~ 20.0				23	25	20		2	24	27	9			130
		20.1					6	10	31	29	6	2				84
	Daily Min. Temp.	- 15.0														
		- 14.9 ~ - 5.0	11	7	1									1	18	38
		- 4.9 ~ 0.0	12	17	10									7	10	56
		0.1 ~ 10.0	8	4	20	23	6						9	21	3	94
		10.1				7	24	30	31	31	30	22	1			176
	Daily Precip.	0.1mm	4	7	6	7	4	10	14	12	7	8			1	80
		10.0mm	1	1		5	1		4	5	4	3			1	25
		30.0mm				2			1	2	3	1				9
		80.0mm									1					1
		100.0mm									1					1
	Hourly Max. Precip.	1.0mm	3	4	6	6	4	8	11	11	7	6			1	67
		6.0mm			2	2	1		5	5	3	2			1	21
		10.0mm				1			4	5	1	1			1	13
		20.0mm							2	2	1					5
30.0mm											1				1	
Daily Max. Wind Speed	0.5 ~ 3.3%															
	3.4 ~ 7.9%	10	7	20	14	19	24	20	25	23	22	12	9	205		
	8.0 ~ 13.8%	21	20	11	14	11	6	11	6	7	9	18	22	156		
	13.9%		1		2										3	
10 - Day Summary	Mean Temp. (0.1 )	1st	37	3	32	106	154	171	234	244	196	172	118	3		
		2nd	- 23	20	64	131	172	182	261	217	190	138	47	- 32		
		3rd	- 12	19	58	134	189	205	238	227	178	120	53	7		
	Mean Max. Temp. (0.1 )	1st	75	55	85	153	209	227	274	287	241	206	170	50		
		2nd	31	75	115	185	229	236	310	249	229	169	99	15		
		3rd	34	65	104	193	243	248	279	272	227	166	102	53		
	Mean Min. Temp. (0.1 )	1st	7	- 39	- 15	71	110	130	215	218	171	150	76	- 39		
		2nd	- 63	- 34	25	89	126	141	226	201	164	119	0	- 76		
		3rd	- 52	- 23	27	87	137	171	204	194	146	81	12	- 33		
	Mean Wind Speed (0.1%)	1st	22	27	24	29	25	23	34	18	18	20	24	25		
		2nd	27	33	21	29	23	20	25	17	23	24	22	26		
		3rd	29	21	19	29	20	18	16	26	18	24	24	19		
Total Precip. (0.1mm)	1st	260	45	130	715	215	80	330	710	295	675					
	2nd		45		715	65	140	30	1105	1600	190					
	3rd	25	240	60	5	60	140	880	85	355	10		240			

Element		1	2	3	4	5	6	7	8	9	10	11	12				
(0.1 )	Air Temp.	Mean	8	30	71	145	193	227	277	267	206	160	72	1	138		
		Mean Max.	72	97	142	217	269	297	329	323	272	220	152	69	205		
		Mean Min.	- 49	- 37	5	73	118	167	237	220	152	113	4	- 60	79		
		Highest	139	163	203	288	357	351	371	380	305	290	234	132	380		
		Date	2	16	30	30	29	19	22	6	9	10	8	3	08/06		
		Lowest	- 103	- 86	- 58	3	60	115	175	144	70	- 9	- 43	- 108	- 108		
		Date	24	12	8	3	2	4	27	31	30	31	24	14	12/14		
(0.1mm)	Precip.	00~24h Total	50	310	355	510	375	355	430	1060	920	640		140	5145		
		Highest. 1	Daily	25	220	105	185	200	190	110	310	455	230		140	455	
			Date	29	22	25	6	9	25	4	10	11	2		24	09/11	
			Hourly	10	35	35	60	80	100	65	305	115	85		105	305	
(0.1%)	Wind	Date	29	22	26	6	9	25	8	10	11	2		24	08/10		
		Mean Speed	20	23	19	21	19	20	16	16	16	17	18	19	19		
		Highest Gust Speed	120	125	127	120	141	113	107	103	110	140	123	158	158		
		Dir.	W	W	WSW	SW	W	W	W	WNW	ESE	NE	WNW	W	W		
(0.1%)	Wind Directions Only	Date	20	10	9	14	7	1	17	24	15	22	24	11	12/11		
		Hourly Occurrence Maximum Speed	NNE	24	23	30	32	18	25	18	26	34	34	25	48	48	
			NE	28	27	30	45	26	21	19	19	37	66	23	29	66	
			ENE	24	32	39	43	46	25	37	29	32	71	29	24	71	
			E	16	30	40	61	41	58	30	37	46	56	21	15	61	
			ESE	43	44	35	56	41	53	41	46	70	45	10	15	70	
			SE	12	35	45	53	44	59	48	42	26	36			59	
			SSE	11	10	46	37	43	52	34	44	30	18	18	11	52	
			S	13	21	30	49	52	42	36	34	21	20	6	11	52	
			SSW	16	31	34	46	34	37	31	19	21	18	22	8	46	
			SW	39	43	35	49	40	39	43	35	28	31	32	36	49	
			WSW	53	72	46	64	59	53	61	67	45	39	71	44	72	
			W	75	73	73	63	77	63	54	65	43	43	58	72	77	
			WNW	58	49	58	49	66	42	37	45	41	44	58	78	78	
			NW	43	50	50	49	39	40	26	39	29	48	66	42	66	
			NNW	62	46	53	46	37	36	41	31	22	28	46	41	62	
		N	44	37	46	28	25	35	15	36	31	32	33	32	46		
		(0.1%)	Hourly Occurrence Percentage	CALM	105	74	105	82	117	90	120	152	165	144	143	94	116
				NNE	44	40	79	54	44	75	62	69	101	81	94	31	65
				NE	66	63	98	93	167	134	112	117	115	126	96	78	106
				ENE	16	12	38	65	38	38	61	54	36	48	26	27	38
				E	8	7	38	43	40	82	58	60	29	44	7	15	36
				ESE	8	6	15	36	36	71	38	65	28	24	4	5	28
				SE	5	10	15	33	35	90	48	37	14	8			25
				SSE	1	1	17	22	26	54	35	32	10	4	6	5	18
				S	3	16	7	18	20	24	22	15	13	4	1	5	12
				SSW	9	10	13	17	11	11	17	12	10	8	6	5	11
SW	30			52	27	33	26	17	46	22	14	19	14	13	26		
WSW	122			188	102	126	112	74	108	100	117	113	96	82	111		
W	199	225	176	153	156	124	171	124	200	188	178	206	175				
WNW	156	121	130	114	120	58	67	74	79	106	122	169	110				
NW	106	103	67	53	28	31	23	37	33	43	94	124	62				
NNW	89	55	40	33	9	14	7	15	21	19	82	101	40				
N	32	16	32	24	16	14	7	15	15	20	31	39	22				

Element		1	2	3	4	5	6	7	8	9	10	11	12		
Number of Days With Classified	Daily Max. Temp.	0.0													
		0.1 ~ 10.0	23	16	3								4	26	72
		10.1 ~ 20.0	8	12	27	10	1					10	23	5	96
		20.1 ~ 30.0			1	20	26	17	3	5	29	21	3		125
	Daily Mean Temp.	30.1					4	13	28	24	1				70
		- 5.0													
		- 4.9 ~ 0.0	14	3										17	34
		0.1 ~ 10.0	17	24	28	2						2	24	14	111
	Daily Min. Temp.	10.1 ~ 20.0		1	3	28	20	4			8	24	6		94
		20.1					11	26	31	29	22	5			124
		- 15.0													
		- 14.9 ~ - 5.0	14	11	1									21	47
	Daily Max. Precip.	- 4.9 ~ 0.0	15	15	17							1	17	10	75
		0.1 ~ 10.0	2	2	13	24	7				1	11	13		73
		10.1				6	24	30	31	29	29	19			168
		0.1mm	3	5	8	7	5	7	10	10	5	6		1	67
	Hourly Max. Precip.	10.0mm		1	1	3	2	1	1	5	3	3		1	21
		30.0mm								1	1				2
		80.0mm													
		100.0mm													
	Daily Max. Wind Speed	1.0mm	2	5	7	4	5	3	10	9	5	6		1	57
6.0mm					1	1	1	3	4	2	1		1	14	
10.0mm							1		2	1			1	5	
20.0mm									1					1	
30.0mm									1					1	
Daily Max. Wind Speed	0.5 ~ 3.3%								1					1	
	3.4 ~ 7.9%	21	13	22	13	23	21	28	24	29	26	19	20	259	
	8.0 ~ 13.8%	10	15	9	17	7	9	3	4	1	4	11	10	100	
	13.9%					1					1		1	3	
10 - Day Summary	Mean Temp.	1st	38	21	52	130	176	214	271	290	216	192	106	11	
		2nd	- 9	37	76	150	188	227	282	256	210	160	56	- 16	
		3rd	- 5	33	83	156	212	239	280	254	192	131	54	8	
	Mean Max. Temp.	1st	105	83	125	200	250	289	313	349	279	248	197	80	
		2nd	54	111	159	218	262	304	336	300	270	210	130	47	
		3rd	59	99	141	234	294	297	339	316	269	204	129	80	
	Mean Min. Temp.	1st	- 18	- 37	- 19	63	102	147	242	239	169	153	35	- 52	
		2nd	- 64	- 44	- 6	81	115	161	236	224	154	119	- 11	- 77	
		3rd	- 65	- 30	37	76	136	192	234	198	133	72	- 11	- 52	
	Mean Wind Speed	1st	18	25	23	20	19	24	16	17	16	16	16	18	
		2nd	22	22	16	23	20	20	18	13	17	17	19	21	
		3rd	20	20	17	20	18	16	15	18	15	19	18	19	
Total Precip.	1st	20	35	35	265	245	25	255	330	315	425				
	2nd		55	55	240	115	70	80	605	475	215				
	3rd	30	220	265	5	15	260	95	125	130			140		

		Element	1	2	3	4	5	6	7	8	9	10	11	12	
(0.1 )	Air Temp.	Mean	7	23	64	141	188	218	260	248	194	148	73	4	131
		Mean Max.	63	85	128	207	260	288	311	302	254	205	140	56	192
		Mean Min.	- 44	- 33	6	77	121	158	220	208	145	104	15	- 45	78
		Highest	126	159	187	280	334	346	348	360	289	289	213	127	360
		Date	2	16	30	30	29	19	22	5	12	10	10	3	08/05
		Lowest	- 109	- 64	- 34	17	73	113	170	139	69	0	- 36	- 105	- 109
		Date	15	21	3	2	2	4	27	27	30	31	19	14	01/15
(0.1mm)	Precip.	00~24h Total	20	230	325	500	275	1055	710	2195	1180	965	10	170	7635
		Highest. 1	15	150	145	135	215	735	140	530	515	375	10	165	735
		Daily	8	22	25	11	9	25	3	14	11	1	24	24	06/25
		Date	10	30	30	55	60	335	140	165	130	85	5	95	335
(0.1%)	Wind	Hourly	8	20	20	17	9	25	3	20	27	2	24	24	06/25
		Date	8	20	20	17	9	25	3	20	27	2	24	24	06/25
		Mean Speed	22	24	17	20	18	15	11	10	11	11	19	23	17
		Highest Gust Speed	158	137	135	131	147	118	115	102	95	120	145	155	158
(0.1%)	Wind Directions Only	Dir.	NW	WNW	NW	N	NW	NW	SW	NW	NW	NW	NW	WNW	NW
		Date	14	10	6	2	15	7	17	30	29	29	6	26	01/14
		NNE	29	22	50	32	34	22	30	20	45	54	20	10	54
		NE	24	28	26	35	25	26	22	20	34	40	19	16	40
		ENE	26	25	28	30	27	34	19	21	24	20	21	22	34
		E	28	20	26	29	33	31	19	19	27	20	25	18	33
		ESE	18	22	26	34	31	32	23	34	31	24	25	18	34
		SE	23	28	30	53	42	37	23	22	20	17	18	17	53
		SSE	14	29	33	45	49	34	29	23	17	16	19	16	49
		S	20	25	22	35	34	45	32	26	29	18	15	25	45
		SSW	31	37	32	48	39	47	26	23	33	15	40	19	48
		SW	56	37	51	56	44	37	37	22	32	30	38	35	56
		WSW	55	52	49	57	47	38	39	28	31	48	47	39	57
		W	81	84	63	73	59	47	47	37	39	61	66	71	84
		WNW	77	75	80	68	70	66	41	51	41	66	64	74	80
NW	62	80	83	60	79	53	41	31	33	47	55	71	83		
NNW	36	65	48	61	36	55	20	37	38	47	70	50	70		
N	29	47	46	55	39	59	21	16	27	51	57	28	59		
(0.1%)	Hourly Occurrence Percentage	CALM	172	143	192	125	171	182	239	262	253	258	150	124	190
		NNE	15	12	15	14	19	14	24	16	24	46	8	7	18
		NE	30	25	24	51	43	71	56	31	49	40	35	7	38
		ENE	58	57	66	74	73	82	56	77	85	63	47	28	64
		E	43	34	98	57	71	81	47	62	61	66	50	31	59
		ESE	38	31	35	53	35	64	38	69	61	63	44	39	48
		SE	38	37	44	49	42	68	34	44	50	38	33	26	42
		SSE	16	27	20	26	22	40	50	46	40	42	32	24	32
		S	16	10	15	33	15	29	27	31	19	31	17	15	22
		SSW	19	22	23	32	42	24	22	34	29	12	24	11	24
		SW	27	36	36	60	50	28	42	36	28	26	47	42	38
		WSW	73	51	66	67	58	40	73	54	54	54	81	87	63
		W	191	238	148	136	124	95	98	73	79	81	175	251	140
		WNW	180	199	126	132	130	88	101	82	75	82	157	237	132
		NW	56	46	60	31	63	45	45	46	47	54	58	54	51
NNW	16	19	23	44	20	33	32	27	18	17	31	15	25		
N	13	12	8	17	24	17	18	12	28	28	11	4	16		

Element		1	2	3	4	5	6	7	8	9	10	11	12		
Number of Days With Classified	Daily Max. Temp.	0.0	2	1										1	4
		0.1 ~ 10.0	24	17	6								6	27	80
		10.1 ~ 20.0	5	10	25	15	3				1	15	22	3	99
		20.1 ~ 30.0				15	24	19	11	14	29	16	2		130
		30.1					4	11	18	17					50
	Daily Mean Temp.	- 5.0													
		- 4.9 ~ 0.0	14	3	1									13	31
		0.1 ~ 10.0	17	25	29	2						2	22	18	115
		10.1 ~ 20.0			1	27	23	8		1	19	27	8		114
	Daily Min. Temp.	20.1				1	8	22	29	30	11	2			103
		- 15.0													
		- 14.9 ~ - 5.0	15	7										13	35
		- 4.9 ~ 0.0	12	20	17							1	11	17	78
	Daily Precip.	0.1 ~ 10.0	4	1	14	26	5				1	13	19	1	84
		10.1				4	26	30	29	31	29	17			166
		0.1mm	2	5	7	7	4	6	16	16	5	6	1	2	77
		10.0mm		1	1	3	1	3	1	7	3	3		1	24
	Hourly Max. Precip.	30.0mm						1		2	2	1			6
		80.0mm													
		100.0mm													
		1.0mm	1	2	7	5	3	3	13	16	3	5		1	59
Daily Max. Wind Speed	6.0mm					1	2	1	10	3	2		1	20	
	10.0mm						1	1	4	2				8	
	20.0mm						1							1	
	30.0mm						1							1	
Daily Max. Wind Speed	0.5 ~ 3.3%	3		1				2	4	4	2	2	1	19	
	3.4 ~ 7.9%	13	9	19	9	16	20	21	22	21	24	7	10	191	
	8.0 ~ 13.8%	13	19	11	21	13	10	6	5	5	5	19	19	146	
	13.9%	2				2						2	1	7	
10 - Day Summary	Mean Temp.	1st	40	11	42	125	172	204	252	269	200	180	108	12	
		2nd	- 12	28	75	143	185	221	266	237	201	146	58	- 15	
		3rd	- 6	30	74	154	206	229	264	239	182	121	54	15	
	Mean Max. Temp.	1st	95	66	105	189	240	273	298	329	258	229	186	64	
		2nd	43	96	152	207	254	299	325	276	254	194	118	38	
		3rd	53	96	128	224	285	292	314	300	251	191	115	66	
	Mean Min. Temp.	1st	- 6	- 32	- 17	62	111	145	221	226	156	141	43	- 34	
		2nd	- 61	- 41	2	87	118	151	218	212	151	108	2	- 70	
		3rd	- 63	- 24	29	82	134	177	220	189	129	66	- 1	- 33	
	Mean Wind Speed	1st	16	27	26	16	17	20	11	10	7	8	15	21	
		2nd	24	26	13	24	19	14	14	7	15	11	23	25	
		3rd	24	19	14	19	17	11	10	12	10	14	18	22	
Total Precip.	1st	15	5	15	210	250	140	435	320	230	705		5		
	2nd		75	80	280	25	10	85	1480	515	260				
	3rd	5	150	230	10		905	190	395	435		10	165		

Element		1	2	3	4	5	6	7	8	9	10	11	12				
(0.1 )	Air Temp.	Mean	- 12	7	51	130	172	209	252	241	184	136	59	- 12	118		
	Mean Max.	58	79	123	206	253	282	306	300	254	206	137	50	188			
	Mean Min.	- 74	- 59	- 17	52	91	142	211	197	124	83	- 11	- 66	56			
	Highest	127	161	189	279	325	344	349	359	286	281	217	123	359			
	Date	8	16	30	16	29	18	13	6	25	9	7	3	08/06			
	Lowest	- 155	- 111	- 68	- 18	51	77	165	111	34	- 30	- 54	- 142	- 155			
	Date	21	2	3	2	7	4	27	31	30	31	21	14	01/21			
(0.1mm)	Precip.	00~24h Total	65	590	425	700	350	660	1130	2115	1610	975	35	235	8890		
		Highest.	1	Daily	25	345	160	210	195	215	225	945	825	390	30	205	945
		Date	29	22	25	11	9	6	15	14	11	1	24	24	08/14		
		Hourly	10	65	20	65	45	100	170	150	185	90	10	75	185		
	Date	29	22	31	11	9	26	17	14	11	2	24	24	09/11			
(0.1%)	Wind	Mean Speed	16	19	14	17	14	13	10	10	11	10	15	18	14		
		Highest Gust Speed	138	153	141	187	160	100	125	114	88	114	142	159	187		
		Dir.	N	N	SW	NNW	N	NNW	NW	E	SE	WNW	WSW	NNW	NNW		
	Date	30	10	9	18	14	3	17	4	15	22	10	26	04/18			
(0.1%)	Wind Directions Only	Hourly Occurrence Maximum Speed	48	61	42	66	41	32	21	29	29	35	39	51	66		
		NNE	54	41	31	42	23	24	22	23	30	33	35	40	54		
		NE	50	32	28	40	26	27	18	25	40	37	32	25	50		
		ENE	31	28	30	18	14	30	25	29	11	19	24	27	31		
		E	29	32	23	18	25	21	17	28	23	24	27	20	32		
		ESE	34	28	19	38	26	28	24	18	33	21	26	17	38		
		SE	35	31	31	38	36	29	26	29	34	20	26	23	38		
		SSE	28	33	29	36	28	32	31	29	29	26	34	25	36		
		S	32	31	41	41	39	33	28	27	33	30	31	32	41		
		SSW	61	36	46	56	48	49	34	33	43	30	53	45	61		
		SW	39	38	32	50	41	35	35	36	40	26	38	40	50		
		WSW	56	52	41	39	32	26	38	32	35	27	52	48	56		
		W	45	56	41	41	35	40	20	36	21	16	54	46	56		
		WNW	52	53	44	34	54	35	45	28	33	54	30	48	54		
		NW	47	51	48	47	41	40	40	29	39	46	46	48	51		
		NNW	61	57	42	49	61	40	22	26	35	33	45	63	63		
		N	258	192	276	203	223	192	297	306	249	335	210	149	242		
		(0.1%)	Hourly Occurrence Percentage	CALM	44	94	51	79	54	51	51	55	82	79	56	87	65
				NNE	48	40	36	38	46	53	30	32	50	54	46	48	43
				NE	34	25	36	29	22	35	23	31	29	44	49	50	34
				ENE	28	12	13	19	11	19	11	23	10	15	22	20	17
				E	11	22	16	14	19	17	13	16	14	16	13	16	16
				ESE	15	19	9	31	24	49	38	23	26	23	17	15	24
				SE	23	24	32	43	42	56	51	38	32	35	33	30	37
				SSE	69	48	69	74	66	71	74	52	60	63	71	75	66
				S	87	67	71	67	85	94	89	75	88	51	75	47	75
				SSW	48	34	39	42	48	58	56	48	36	17	64	39	44
				SW	24	37	31	69	43	26	60	40	25	9	33	32	36
WSW	39			46	44	35	38	21	22	26	22	13	40	55	33		
W	43			60	35	40	42	28	24	28	33	30	50	51	38		
WNW	60			71	58	50	63	72	44	54	57	47	57	71	59		
NW	91			116	98	92	98	86	63	86	89	79	88	101	90		
NNW	77	92	82	76	78	72	54	66	97	89	78	113	81				
N																	



Element		1	2	3	4	5	6	7	8	9	10	11	12			
Number of Days With Classified	Daily Max. Temp.	0.0	3	2										1	6	
		0.1 ~ 10.0	23	16	8								8	28	83	
		10.1 ~ 20.0	5	10	23	13	3	1				2	14	20	2	93
		20.1 ~ 30.0				17	26	20	13	13	28	17	2			136
		30.1					2	9	18	18						47
	Daily Mean Temp.	- 5.0	6	1											3	10
		- 4.9 ~ 0.0	12	11	2										19	44
		0.1 ~ 10.0	13	16	29	3						4	26	9	100	
		10.1 ~ 20.0				26	28	10		2	24	27	4		121	
		20.1				1	3	20	31	29	6				90	
	Daily Min. Temp.	- 15.0	1													1
		- 14.9 ~ - 5.0	19	19	2								1	22	63	
		- 4.9 ~ 0.0	9	8	22	3						2	20	9	73	
		0.1 ~ 10.0	2	1	7	26	23	3			5	18	9		94	
		10.1				1	8	27	31	31	25	11			134	
	Daily Precip.	0.1mm	5	6	10	10	6	9	21	16	4	7	2	5	101	
		10.0mm		2	1	3	1	2	4	7	4	3		1	28	
		30.0mm		1							1	2	1		5	
		80.0mm								1	1				2	
		100.0mm														
	Hourly Max. Precip.	1.0mm	2	6	9	8	4	7	15	15	4	4	1	2	77	
6.0mm			1		2		3	4	6	4	2		1	23		
10.0mm							1	1	2	2				6		
20.0mm																
30.0mm																
Daily Max. Wind Speed	0.5 ~ 3.3%	1		1					2	4	1	2		11		
	3.4 ~ 7.9%	17	9	15	12	20	24	21	24	23	25	10	13	213		
	8.0 ~ 13.8%	13	16	14	16	9	6	8	3	6	4	19	16	130		
	13.9%		3	1	2	2						1	2	11		
10 - Day Summary	Mean Temp.	1st	22	- 6	29	112	158	190	247	266	192	173	92	- 2		
		2nd	- 29	14	58	135	166	209	252	233	188	133	44	- 34		
		3rd	- 28	16	63	143	191	227	257	227	171	105	41	- 1		
	Mean Max. Temp.	1st	91	61	95	190	230	260	294	325	259	233	191	56		
		2nd	39	89	150	203	249	292	314	278	253	194	111	31		
		3rd	46	88	124	225	278	295	310	296	251	193	109	61		
	Mean Min. Temp.	1st	- 34	- 63	- 33	34	83	122	217	219	138	128	7	- 48		
		2nd	- 85	- 65	- 27	69	81	135	204	204	128	88	- 17	- 94		
		3rd	- 100	- 45	7	52	106	169	213	171	107	38	- 23	- 58		
	Mean Wind Speed	1st	10	21	19	13	14	15	10	10	9	8	12	16		
		2nd	20	20	12	21	14	12	11	8	13	10	18	20		
		3rd	17	16	11	17	14	13	9	11	10	11	16	19		
	Total Precip.	1st		35	55	250	310	305	235	180	345	740	5	25		
		2nd	25	210	55	425		90	495	1420	825	235				
		3rd	40	345	315	25	40	265	400	515	440		30	210		

Element		1	2	3	4	5	6	7	8	9	10	11	12				
(0.1 )	Air Temp.	Mean	48	59	91	142	178	202	250	269	226	185	117	45	151		
	Mean Max.	88	100	129	177	220	237	283	301	260	218	155	86	188			
	Mean Min.	13	17	54	109	143	172	226	244	197	157	79	7	118			
	Highest	140	147	172	204	285	273	312	345	289	264	219	147	345			
	Date	8	16	30	29	30	28	21	6	12	2	8	24	08/06			
	Lowest	-57	-33	-10	54	123	146	206	206	140	79	12	-31	-57			
	Date	15	11	8	2	15	14	13	27	30	31	19	13	01/15			
(0.1mm)	Precip.	00~24h Total	200	495	290	1475	460	1085	1085	2055	3060	990		175	11370		
		Highest. 1 Daily	115	395	70	715	225	555	440	750	1790	585		170	1790		
	Hourly	55	70	60	140	80	265	335	320	935	265		80	935			
	Date	29	22	1	6	12	29	4	9	11	2		24	09/11			
(0.1%)	Wind	Mean Speed	32	34	31	31	25	30	26	33	31	34	25	30	30		
		Highest Gust Speed	150	152	134	184	130	147	142	127	194	170	134	159	194		
		Dir.	SW	SW	SW	E	NE	ENE	ENE	NE	NE	NNE	WSW	SW	NE		
(0.1%)	Wind Directions Only	Date	20	20	9	10	9	12	26	14	15	22	10	11	09/15		
		Hourly Occurrence Maximum Speed	62	47	47	30	46	46	34	53	90	71	32	34	90		
		NNE	70	57	74	121	80	90	78	76	127	98	58	26	127		
		NE	47	63	79	111	77	88	77	81	114	91	61	54	114		
		ENE	28	47	44	53	53	69	44	57	36	47	29	51	69		
		E	8	28	30	55	9	43	17	26	46	15	20	41	55		
		ESE	7	13	6	31	27	35	24	19	50	11	13	11	50		
		SE	17	29	41	41	54	51	34	34	27	39	22	15	54		
		SSE	13	17	29	49	45	50	42	24	32	44	21	15	50		
		S	45	82	34	81	62	70	69	46	87	61	70	44	87		
		SSW	91	94	96	100	92	74	69	79	97	71	93	110	110		
		SW	87	66	75	73	45	35	36	37	51	30	76	83	87		
		WSW	100	96	82	90	44	31	19	16	37	70	78	94	100		
		W	64	54	53	29	33	27	11	21	28	47	50	50	64		
		WNW	70	64	57	44	27	34	14	38	37	49	62	54	70		
		NW	49	43	60	60	25	32	10	56	47	48	61	51	61		
		NNW	44	43	44	63	31	40	11	44	65	99	54	46	99		
		N	34	36	50	56	69	79	82	24	81	87	71	38	59		
		(0.1%)	Hourly Occurrence Percentage	CALM	47	16	28	18	19	21	12	44	85	155	36	16	42
				NNE	86	52	134	88	73	157	108	208	244	255	82	52	129
				NE	56	68	122	132	108	251	97	289	187	147	81	56	133
				ENE	12	16	39	21	19	35	13	50	18	26	18	13	23
				E	7	6	4	8	4	8	5	7	6	8	7	5	6
				ESE	4	3	5	18	9	6	4	8	6	3	8	3	6
				SE	9	7	23	21	32	22	9	20	8	8	18	7	16
				SSE	11	13	23	85	55	33	50	19	20	11	19	12	29
				S	26	36	58	139	152	79	211	90	40	15	50	15	76
SSW	105			179	184	222	292	181	292	149	126	40	175	74	168		
SW	82			61	46	50	62	63	70	15	29	19	58	77	53		
WSW	87			106	70	22	32	22	15	8	22	19	57	118	48		
W	82			67	55	18	30	17	11	20	26	42	113	118	50		
WNW	269			266	110	49	28	13	12	16	49	47	125	294	106		
NW	56			39	32	26	9	10	3	12	22	40	39	71	30		
NNW	27	28	16	28	8	4	7	20	31	79	43	30	27				

Element		1	2	3	4	5	6	7	8	9	10	11	12		
Number of Days With Classified	Daily Max. Temp.	0.0													
		0.1 ~ 10.0	19	14	3								2	23	61
		10.1 ~ 20.0	12	14	28	29	6	2				7	25	8	131
		20.1 ~ 30.0				1	25	28	25	17	30	24	3		153
	Daily Mean Temp.	30.1							6	14					20
		- 5.0													
		- 4.9 ~ 0.0	3	1										1	5
		0.1 ~ 10.0	27	25	22	2							10	30	116
	Daily Min. Temp.	10.1 ~ 20.0	1	2	9	28	29	15			2	23	20		129
		20.1					2	15	31	31	28	8			115
		- 15.0													
		- 14.9 ~ - 5.0	1												1
	Daily Precip.	- 4.9 ~ 0.0	13	9	1									13	36
		0.1 ~ 10.0	17	19	30	7						2	21	18	114
		10.1				23	31	30	31	31	30	29	9		214
		0.1mm	5	5	8	8	5	6	12	9	5	6		2	71
	Hourly Max. Precip.	10.0mm	1	1		5	2	3	3	3	4	4		1	27
		30.0mm		1		2		2	1	3	3	1			13
		80.0mm									1				1
		100.0mm									1				1
1.0mm		3	3	6	6	4	5	9	8	4	6		1	55	
Daily Max. Wind Speed	6.0mm		1	1	2	1	2	2	3	4	2		1	19	
	10.0mm				1		2	1	3	4	1			12	
	20.0mm						1	1	3	3	1			9	
	30.0mm							1	1	1				3	
Daily Max. Wind Speed	0.5 ~ 3.3%														
	3.4 ~ 7.9%	10	9	9	8	15	12	15	10	12	8	11	9	128	
	8.0 ~ 13.8%	19	18	22	19	16	16	15	21	13	20	19	20	218	
	13.9%	2	1		3		2	1			5	3	2	19	
10 - Day Summary	Mean Temp.	1st	82	46	71	130	168	189	244	283	232	210	149	56	
		2nd	31	66	101	144	174	200	250	262	234	185	97	26	
		3rd	34	67	99	151	191	218	256	262	212	163	103	53	
	Mean Max. Temp.	1st	117	86	108	169	211	226	269	319	264	243	188	97	
		2nd	72	107	145	180	213	233	285	290	261	212	138	68	
		3rd	75	108	133	182	236	254	293	296	255	202	140	90	
	Mean Min. Temp.	1st	52	13	32	97	139	159	226	257	204	181	113	15	
		2nd	- 6	16	62	110	138	169	225	242	209	165	61	- 14	
		3rd	- 5	24	68	119	151	190	226	233	178	129	62	18	
	Mean Wind Speed	1st	27	32	36	35	32	33	29	35	26	29	22	29	
		2nd	37	37	25	29	23	37	23	35	45	39	24	32	
		3rd	32	31	31	28	20	19	27	29	23	34	30	29	
Total Precip.	1st	80	50	85	925	300	340	865	510	865	845		5		
	2nd		45	50	430	160	115	115	740	1800	145				
	3rd	120	400	155	120		630	105	805	395			170		

		Element	1	2	3	4	5	6	7	8	9	10	11	12			
(0.1 )	Air Temp.	Mean	1	24	61	137	177	212	260	250	192	147	69	1	128		
		Mean Max.	78	95	134	215	262	286	318	313	268	217	154	72	201		
		Mean Min.	- 62	- 45	- 10	58	97	148	222	204	134	95	- 4	- 59	65		
		Highest	150	161	203	289	340	339	359	370	302	286	217	133	370		
		Date	2	16	30	30	29	18	22	5	8	9	10	24	08/05		
		Lowest	- 126	- 97	- 56	- 11	49	87	189	119	45	- 24	- 53	- 127	- 127		
		Date	15	2	3	2	3	4	27	31	30	31	21	14	12/14		
(0.1mm)	Precip.	00~24h Total	55	550	390	900	390	645	1310	2115	1115	1240		185	8895		
		Highest. 1 Daily	30	400	195	385	315	260	420	690	650	500		175	690		
		Date	8	22	25	5	9	6	6	14	11	1		24	08/14		
		Hourly Date	15	80	40	100	90	85	330	320	140	125		85	330		
(0.1%)	Wind	Mean Speed	26	33	22	25	21	18	13	12	13	15	25	29	21		
		Highest Gust Speed	160	163	144	153	159	120	125	95	101	149	169	166	169		
		* Dir.	N	N	N	NNE	N	N	NNE	S	N	NNW	N	NNE	N		
(0.1%)	Wind Directions Only	Date	30	20	27	18	7	1	17	22	28	22	10	11	11/10		
		Hourly Occurrence Maximum Speed	102	101	109	91	88	65	41	60	56	71	93	103	109		
		NNE	55	71	46	78	52	47	21	36	18	50	63	58	78		
		NE	22	43	45	21	15	10	11	19	17	8	23	23	45		
		ENE	7	13	44	29	23	8	17	13	13	7	30	36	44		
		E	10	58	6	7	16	7	8	12	17	12	32	17	58		
		ESE	12	37	6	15	12	12	15	13	13	10	54	18	54		
		SE	65	60	23	51	63	46	33	30	26	32	47	31	65		
		SSE	39	69	48	75	53	48	52	47	33	28	58	63	75		
		S	49	49	49	55	50	49	45	41	40	43	48	44	55		
		SSW	22	39	45	36	40	36	42	31	28	30	40	27	45		
		SW	11	6	22	9	34		20	18	18	10	16	13	34		
		WSW	15	10	22	15	15	5	23	11	17	5	8	6	23		
		W	22	6	9	13	14	11	13	17	12	6	12	8	22		
		WNW	27	48	17	15	30	17	15	22	17	26	27	28	48		
		NW	48	64	43	42	36	29	18	24	30	41	43	35	64		
		NNW	83	92	91	97	75	69	54	45	48	88	77	99	99		
		(0.1%)	Hourly Occurrence Percentage	CALM	90	97	126	85	157	169	204	210	199	194	97	56	141
				NNE	382	375	261	236	222	158	109	143	196	223	307	385	249
				NE	65	45	39	53	38	35	40	63	50	59	68	100	55
				ENE	13	6	9	11	9	8	12	15	14	13	11	12	11
				E	5	6	3	10	11	4	12	8	4	3	10	4	7
				ESE	5	4	1	3	5	7	9	8	11	3	7	7	6
				SE	8	3	3	6	9	8	12	18	8	11	14	14	10
				SSE	28	33	35	38	38	56	34	42	31	26	40	31	36
				S	82	122	125	182	126	154	137	113	63	65	113	130	117
				SSW	108	88	153	158	184	268	207	160	135	105	118	84	148
SW	9			19	13	8	26	22	46	37	32	20	15	7	21		
WSW	4			3	4	4	5		16	5	10	3	4	7	5		
W	8			3	7	8	3	1	7	7	6	1	4	1	5		
WNW	3			1	7	4	7	3	12	12	6	5	3	3	5		
NW	9			9	8	8	5	11	12	20	17	12	6	9	11		
NNW	38	45	26	24	27	22	47	37	47	42	26	23	34				
N	142	140	180	163	127	72	83	100	174	216	157	127	140				

Element		1	2	3	4	5	6	7	8	9	10	11	12		
Number of Days With Classified	Daily Max. Temp.	0.0													
		0.1 ~ 10.0	23	15	7								3	23	71
		10.1 ~ 20.0	8	13	23	11	2					10	23	7	97
		20.1 ~ 30.0			1	19	24	21	9	8	29	21	4		136
	Daily Mean Temp.	30.1					4	9	22	22	1				58
		- 5.0													
		- 4.9 ~ 0.0	15	4	1									15	35
		0.1 ~ 10.0	16	24	29	2						4	24	16	115
	Daily Min. Temp.	10.1 ~ 20.0			1	28	26	9			16	26	6		112
		20.1					4	21	31	30	14	1			101
		- 15.0													
		- 14.9 ~ - 5.0	18	12	2								1	18	51
	Daily Max. Precip.	- 4.9 ~ 0.0	11	14	19	2						2	18	11	77
		0.1 ~ 10.0	2	2	10	25	17	2			3	14	11	1	87
		10.1				3	13	28	31	30	27	15			147
		0.1mm	2	6	7	9	4	9	12	12	5	7		2	75
	Hourly Max. Precip.	10.0mm		1	1	4	1	3	4	5	3	4		1	27
		30.0mm		1		1	1		1	3	1	2			10
		80.0mm													
		100.0mm													
Daily Max. Wind Speed	1.0mm	2	5	6	6	4	6	11	10	5	7		2	64	
	6.0mm		1		2	1	2	4	4	2	2		1	19	
	10.0mm				1			2	2	2	2			9	
	20.0mm							2	2					4	
	30.0mm							1	1					2	
Daily Max. Wind Speed	0.5 ~ 3.3%	1						1	1	1	1			5	
	3.4 ~ 7.9%	14	8	17	10	18	22	24	24	26	23	12	11	209	
	8.0 ~ 13.8%	11	13	10	16	10	8	6	5	3	6	13	13	114	
	13.9%	5	7	4	4	2					1	5	6	34	
10 - Day Summary	Mean Temp.	1st	33	13	40	122	165	198	257	271	203	181	94	10	
		2nd	- 14	33	66	144	172	212	259	243	196	147	56	- 16	
		3rd	- 13	25	75	146	195	227	265	236	178	116	57	8	
	Mean Max. Temp.	1st	112	78	114	200	243	281	298	339	271	243	195	83	
		2nd	59	107	158	218	259	289	327	290	268	208	130	49	
		3rd	62	102	131	228	286	288	327	312	266	204	136	84	
	Mean Min. Temp.	1st	- 30	- 48	- 31	46	91	123	229	222	153	139	13	- 49	
		2nd	- 75	- 46	- 21	70	89	143	215	216	136	102	- 8	- 75	
		3rd	- 78	- 40	20	58	110	177	222	173	114	48	- 17	- 53	
	Mean Wind Speed	1st	18	36	29	21	21	21	18	11	10	10	21	26	
		2nd	33	36	18	32	20	19	11	10	16	15	29	33	
		3rd	28	25	20	23	21	15	11	15	13	20	24	28	
Total Precip.	1st	30	25	50	595	335	400	905	235	280	955		10		
	2nd		125	30	265	55	65	370	1265	650	270				
	3rd	25	400	310	40		180	35	615	185	15		175		

Element		1	2	3	4	5	6	7	8	9	10	11	12				
(0.1 )	Air Temp.	Mean	38	53	90	154	193	208	251	262	219	180	106	30	149		
		Mean Max.	84	101	135	206	255	254	304	297	259	216	160	80	196		
		Mean Min.	- 5	3	43	107	144	170	200	231	183	146	51	- 21	104		
		Highest	138	166	184	313	330	333	365	361	295	282	237	150	365		
		Date	2	17	12	30	19	30	13	24	9	9	8	3	07/13		
		Lowest	- 68	- 57	- 20	47	105	135	178	195	124	52	- 11	- 90	- 90		
		Date	15	11	8	2	3	4	22	28	30	31	19	12	12/12		
(0.1mm)	Precip.	00~24h Total	120	275	465	1245	240	260	1375	1345	1970	745		90	8130		
		Highest. 1	Daily	55	190	235	410	145	95	375	430	1195	285		90	1195	
			Date	5	22	31	17	9	20	25	9	11	6		24	09/11	
			Hourly	15	35	220	155	35	35	345	240	385	110		65	385	
(0.1%)	Wind	Mean Speed	22	22	24	25	17	19	16	26	25	36	19	17	22		
		Highest Gust Speed * Dir.	ESE	NNW	NNE	NNE	NNE	NNE	NE	NW	NE	NNE	NNW	NW	NNE		
(0.1%)	Wind Directions Only	Date	20	20	21	12	25	1	4	7	17	22	19	1	10/22		
		Hourly Occurrence Maximum Speed	58	50	78	91	59	96	69	73	86	121	55	37	121		
(0.1%)	Wind Directions Only	NNE	87	55	74	72	34	38	42	69	95	90	52	22	95		
		NE	82	40	43	40	27	31	29	61	88	89	36	22	89		
		ENE	34	45	48	31	30	27	20	52	30	70	23	22	70		
		E	30	29	47	40	37	32	26	41	35	18	29	30	47		
		ESE	22	45	51	51	48	44	36	43	36	36	39	39	51		
		SE	27	37	47	56	45	43	43	46	33	35	30	26	56		
		SSE	29	28	44	50	40	40	35	47	32	32	31	33	50		
		S	51	51	38	54	48	39	50	45	27	29	48	55	55		
		SSW	39	44	35	58	39	30	50	30	23	22	33	29	58		
		SW	35	30	36	31	29	22	18	21	24	24	35	38	38		
		WSW	34	44	27	28	23	18	18	21	24	25	35	30	44		
		W	52	67	42	52	41	36	40	46	54	53	57	48	67		
		WNW	60	67	55	52	45	51	53	65	60	67	64	68	68		
		NW	44	55	61	37	57	27	42	67	73	67	57	53	73		
		NNW	52	39	75	62	42	39	50	58	68	104	57	38	104		
		(0.1%)	Hourly Occurrence Percentage	CALM	16	13	20	36	91	81	114	14	10	14	21	47	40
				NNE	38	19	78	81	58	143	89	140	119	124	31	11	78
NE	44			31	62	50	80	82	78	99	105	120	17	5	65		
ENE	12			21	24	24	48	36	36	37	28	46	13	7	28		
E	16			10	38	18	33	46	30	24	29	18	11	7	23		
ESE	12			13	27	28	37	40	35	16	36	11	16	12	24		
SE	15			30	62	57	83	86	68	18	23	12	31	22	42		
SSE	15			16	22	58	42	46	47	14	7	3	27	19	26		
S	13			27	24	56	44	36	51	23	15	5	24	11	27		
SSW	58			83	56	143	76	43	127	57	16	20	81	63	69		
SW	66			67	43	69	44	25	38	34	36	14	65	87	49		
WSW	144			73	125	65	72	54	26	60	132	77	145	125	92		
W	121			107	102	64	68	44	32	64	121	67	148	156	91		
WNW	149			171	108	68	68	90	55	157	129	167	140	152	121		
NW	179			222	117	121	82	92	62	145	86	190	138	180	134		
NNW	70			64	55	40	33	25	55	62	67	58	61	70	55		
N	32			31	38	22	39	31	55	38	41	54	31	26	37		

Element		1	2	3	4	5	6	7	8	9	10	11	12		
Number of Days With Classified	Daily Max. Temp.	0.0													
		0.1 ~ 10.0	19	15	4								1	22	61
		10.1 ~ 20.0	12	13	27	15	3					10	21	9	110
		20.1 ~ 30.0				14	20	26	15	20	27	20	8		150
	Daily Mean Temp.	30.1				1	6	4	16	11					38
		- 5.0												5	12
		- 4.9 ~ 0.0	5	2											12
		0.1 ~ 10.0	26	24	19	2							13	26	110
	Daily Min. Temp.	10.1 ~ 20.0		2	12	27	18	11			3	23	17		113
		20.1				1	11	19	31	31	23	7			123
		- 15.0												6	12
		- 14.9 ~ - 5.0	4	2											12
	Hourly Max. Precip.	- 4.9 ~ 0.0	14	10	3								6	19	52
		0.1 ~ 10.0	13	16	28	11						3	20	6	97
		10.1				19	29	30	31	31	27	27	4		198
		0.1mm	4	5	7	7	4	7	11	12	6	9		1	73
	Daily Precip.	10.0mm		1	1	4	1		4	5	4	3			23
		30.0mm				2			3	2	1				8
		80.0mm									1				1
		100.0mm									1				1
		1.0mm	3	4	7	6	3	8	9	9	6	7		1	63
Hourly Max. Precip.	6.0mm			3	3			5	5	4	2		1	23	
	10.0mm			1	1			3	3	1	1			10	
	20.0mm			1				3	2	1				7	
	30.0mm							1		1				2	
	0.5 ~ 3.3%					2	1							3	
Daily Max. Wind Speed	3.4 ~ 7.9%	13	10	16	15	23	24	26	19	20	12	21	14	213	
	8.0 ~ 13.8%	18	18	15	15	4	5	5	12	7	17	9	16	141	
	13.9%										1		1	2	
10 - Day Summary	Mean Temp.	1st	73	42	70	136	181	198	252	273		205	147	39	
		2nd	18	60	98	157	201	205	262	253	226	180	82	8	
		3rd	25	57	100	168	196	221	241	260	207	157	88	43	
	Mean Max. Temp.	1st	113	91	122	179	242	249	306	305		239	204	93	
		2nd	68	115	144	210	262	252	333	281	259	208	138	55	
		3rd	71	96	140	227	262	261	276	305	250	201	140	91	
	Mean Min. Temp.	1st	32	0	18	96	138	157	192	244		175	91	- 15	
		2nd	- 25	- 3	47	116	148	165	200	232	188	152	31	- 39	
		3rd	- 21	16	63	108	147	188	207	219	167	114	30	- 9	
	Mean Wind Speed	1st	25	21	20	30	19	20	18	26		28	18	18	
		2nd	24	23	25	23	16	21	14	31	35	45	20	17	
		3rd	19	23	27	22	16	15	16	22	21	36	18	15	
Total Precip.	1st	100	20	110	630	185	75	500	620	270	565				
	2nd		30	55	610	50	130	35	600	1435	175				
	3rd	20	225	300	5	5	55	840	125	265	5		90		

Element		1	2	3	4	5	6	7	8	9	10	11	12					
(0.1 )	Air Temp.	Mean	32	46	81	143	186	207	256	262	219	175	104	27	145			
	Mean Max.	77	100	130	186	235	252	295	297	255	209	151	73	188				
	Mean Min.	- 6	2	45	109	150	179	234	238	190	146	62	- 15	111				
	Highest	139	165	167	237	310	300	340	356	292	275	219	133	356				
	Date	2	17	30	16	30	15	22	7	8	10	8	24	08/07				
	Lowest	- 82	- 62	- 28	44	123	150	212	182	135	63	- 12	- 66	- 82				
	Date	15	11	8	2	3	2	5	31	30	30	19	13	01/15				
(0.1mm)	Precip.	00~24h Total	125	370	375	1055	385	480	1920	795	3235	1255		205	10200			
		Highest. 1 Daily	60	240	120	355	180	220	1380	350	2580	900		205	2580			
	Hourly	45	50	110	140	35	95	460	245	935	365		120	935				
	Date	29	22	1	17	9	29	4	22	11	2		24	09/11				
(0.1%)	Wind	Mean Speed	35	35	32	29	25	29	24	32	29	34	26	31	30			
		Highest Gust Speed	158	177	137	159	150	135	144	140	167	177	148	146	177			
		Dir.	NNW	NW	NNW	E	ESE	E	SSW	E	E	NE	NNW	WNW	NE			
(0.1%)	Wind Directions Only	Date	14	10	6	9	9	12	10	3	15	22	18	24	10/22			
		Hourly Occurrence Maximum Speed	43	12	53	36	8	23	26	38	52	91	15			91		
		NNE	43	24	37	47	38	36	36	39	49	91	28	14		91		
		NE	49	42	47	68	46	44	54	49	74	54	44			74		
		ENE	62	52	90	107	87	90	70	92	104	92	53	36		107		
		E	19	63	66	71	103	81	56	86	89	82	36	30		103		
		ESE	20	60	68	59	61	72	55	65	51	84	44	23		84		
		SE	25	39	47	68	40	42	29	30	38	18	23	69		69		
		SSE	19	38	41	65	31	55	34	43	20	55	8	56		65		
		S	14	41	50	83	55	49	88	59	30	26	22	16		88		
		SSW	22	52	57	83	50	46	69	49	32	24	27	15		83		
		SW	23	67	45	51	35	32	37	55	30	26	29	34		67		
		WSW	45	60	40	42	34	25	23	27	22	25	34	58		60		
		W	53	57	43	56	38	36	27	30	29	30	48	59		59		
		WNW	78	77	76	67	52	62	46	57	49	99	86	87		99		
		NW	73	60	54	50	49	19	58	44	60	61	65	58		73		
		NNW	44	61	38	38	24	44	21	29	66	89	29	27		89		
		(0.1%)	Hourly Occurrence Percentage	CALM	1	7	7	31	28	31	50	16	75	15	6	4	23	
				NNE	13	3	22	10	3	13	7	15	28	65	6		15	
				NE	13	7	15	11	11	17	20	34	39	113	8	3	24	
				ENE	27	18	40	39	22	43	30	75	76	120	18		43	
				E	32	28	125	79	69	211	100	337	208	174	25	5	117	
				ESE	3	33	40	50	90	160	80	86	64	54	10	3		56
				SE	3	9	28	72	94	129	80	69	50	38	4	4		48
				SSE	1	4	12	15	16	24	15	9	6	3	3	3		9
				S	3	1	11	29	17	22	16	9	6	7	1	3		11
				SSW	3	7	38	76	48	28	103	20	21	7	11	1		30
SW	4			13	30	94	77	39	135	66	25	8	15	1		43		
WSW	12			54	43	72	95	47	108	56	19	8	63	8		49		
W	101			103	62	110	110	61	127	30	40	20	114	105		82		
WNW	190			234	148	103	142	83	81	39	65	55	239	258		136		
NW	513	436	290	165	144	69	34	95	156	166	399	520		248				
NNW	65	37	67	32	22	17	11	28	76	96	60	75		49				
N	16	4	23	11	12	7	4	15	46	51	19	7		18				



Element		1	2	3	4	5	6	7	8	9	10	11	12		
Number of Days With Classified	Daily Max. Temp.	0.0													
		0.1 ~ 10.0	21	14	4								3	23	65
		10.1 ~ 20.0	10	14	27	22	2	1				13	22	8	119
		20.1 ~ 30.0				8	28	29	20	21	30	18	5		159
	Daily Mean Temp.	30.1					1		11	10					22
		- 5.0												5	15
		- 4.9 ~ 0.0	8	2											15
		0.1 ~ 10.0	23	24	25	2							14	26	114
	Daily Min. Temp.	10.1 ~ 20.0		2	6	28	24	10			2	23	16		111
		20.1					7	20	30	31	28	8			124
		- 15.0												4	11
		- 14.9 ~ - 5.0	5	2											11
	Daily Max. Precip.	- 4.9 ~ 0.0	11	11	3								1	20	46
		0.1 ~ 10.0	15	15	28	8						3	23	7	99
		10.1				22	31	30	31	31	30	28	6		209
		0.1mm	4	5	9	7	3	5	13	7	5	6		1	65
	Hourly Max. Precip.	10.0mm		1	1	4	3	2	2	3	4	1		1	22
		30.0mm				2			1	1	2	1			7
		80.0mm							1		1	1			3
		100.0mm							1		1				2
1.0mm		2	5	8	6	3	3	14	4	5	6		1	57	
Daily Max. Wind Speed	6.0mm			1	2		1	3	3	3	1		1	15	
	10.0mm			1	1			1	1	1	1		1	7	
	20.0mm							1	1	1	1			4	
	30.0mm							1		1	1			3	
Daily Max. Wind Speed	0.5 ~ 3.3%														
	3.4 ~ 7.9%	3	5	8	11	18	10	14	7	10	10	13	7	116	
	8.0 ~ 13.8%	27	21	23	15	11	20	15	23	16	16	15	21	223	
	13.9%	1	2		4	2			2	1	4	5	2	3	26
10 - Day Summary	Mean Temp.	1st	68	33	62	131	175	197	246	281	225	202	141	38	
		2nd	12	53	94	147	183	202	261	252	222	173	83	4	
		3rd	16	54	86	152	198	223	262	255	208	152	88	38	
	Mean Max. Temp.	1st	108	88	119	172	220	246	277	320	264	235	193	83	
		2nd	59	109	144	192	229	248	305	278	254	202	130	49	
		3rd	64	102	127	195	253	261	302	292	247	193	130	85	
	Mean Min. Temp.	1st	36	- 5	18	97	143	167	228	254	196	173	97	- 3	
		2nd	- 28	- 1	58	113	150	170	236	232	198	149	41	- 39	
		3rd	- 25	15	58	118	158	200	237	229	175	118	49	- 3	
	Mean Wind Speed	1st	32	35	31	32	28	32	26	33	27	31	24	31	
		2nd	37	36	30	28	24	32	19	34	34	35	30	33	
		3rd	35	34	35	27	22	24	26	28	25	35	25	30	
Total Precip.	1st	55	90	140	430	280	170	1675	135	445	1070				
	2nd		40	65	515	105	85	95	305	2645	185				
	3rd	70	240	170	110		225	150	355	145			205		

Element		1	2	3	4	5	6	7	8	9	10	11	12				
(0.1 )	Air Temp.	Mean	2	14	53	132	174	216	267	252	199	142	65	2	127		
	Mean Max.	53	69	120	200	247	281	310	301	261	204	128	48	185			
	Mean Min.	- 49	- 38	- 11	63	104	158	236	213	145	94	4	- 47	73			
	Highest	127	139	176	269	301	330	349	356	292	272	208	131	356			
	Date	8	16	19	16	29	23	21	5	25	9	7	3	08/05			
	Lowest	- 115	- 86	- 46	- 9	64	113	216	142	86	- 5	- 55	- 122	- 122			
	Date	15	2	17	3	15	14	27	31	29	31	27	14	12/14			
(0.1mm)	Precip.	00~24h Total	215	610	260	615	560	505	2640	3150	1575	555	75	275	11035		
		Highest. 1 Daily	60	285	65	205	195	325	695	1330	800	285	35	145	1330		
	Hourly	20	60	35	60	95	305	340	385	235	70	30	65	385			
	Date	29	20	2	17	24	27	15	21	27	1	10	24	08/21			
(0.1%)	Wind	Mean Speed	18	22	15	20	16	15	17	15	11	11	17	18	16		
		Highest Gust Speed	164	225	152	183	160	123	161	120	122	125	124	142	225		
		Dir.	ESE	ESE	NNW	SSE	SSE	SSE	W	SSE	SE	NNW	ESE	SE	ESE		
(0.1%)	Wind Directions Only	Date	26	19	6	14	9	6	15	24	15	29	25	24	02/19		
		Hourly Occurrence Maximum Speed	58	47	24	19	14	13	12	19	13	11	11	26	58		
		NNE	7	12	10	25	6	5	22	14	8	8	14		25		
		NE	5		8	5	11	9	16	10	10	14	26	16	26		
		ENE	6	37	22	22	27	16	34	25	21	23	40	10	40		
		E	69	114	29	86	71	34	57	50	29	32	69	69	114		
		ESE	66	78	38	71	76	71	61	60	59	63	73	58	78		
		SE	43	75	33	58	83	79	46	61	48	58	53	52	83		
		SSE	43	19	10	53	22	23	16	28	21	16	29	24	53		
		S	11	9		38	26	14	7	12	20	11	32	31	38		
		SSW	36	9	6	13	9	13	8	8	9	11	24	20	36		
		SW	17		8	17	17	15	16	13	15	11	16	20	20		
		WSW	15	34	51	39	38	24	20	28	20	21	24	25	51		
		W	51	52	59	48	45	36	23	27	29	46	64	49	64		
		WNW	60	52	67	57	51	32	29	31	35	55	48	59	67		
		NW	62	69	66	53	54	37	25	31	30	35	55	53	69		
		NNW	19	50	34	40	24	22	19	19	25	16	39	20	50		
		N	177	188	289	189	141	182	207	192	258	267	158	128	198		
		(0.1%)	Hourly Occurrence Percentage	CALM	13	10	10	14	9	6	9	8	8	5	3	4	8
				NNE	1	1	4	1	4	1	11	7	1	1	3		3
NE	1				1	1	3	1	9	4	3	4	3	5	3		
ENE	1			4	4	6	14	4	11	16	14	5	4	7	8		
E	13			42	15	93	53	26	132	58	17	26	44	20	45		
ESE	44			48	57	99	151	163	245	234	107	106	96	132	124		
SE	222			115	120	117	214	208	116	168	204	212	206	185	174		
SSE	22			9	19	19	39	23	26	30	60	27	32	36	29		
S	3			4		6	11	4	5	7	7	11	8	4	6		
SSW	3			3	1	3	5	1	3	1	4	5	10	7	4		
SW	8				1	3	7	3	9	8	6	12	8	11	6		
WSW	11			15	16	17	14	13	22	42	29	28	19	35	22		
W	99			122	109	89	83	57	44	70	63	59	90	133	85		
WNW	200			189	138	150	115	125	62	70	126	110	176	175	136		
NW	161	223	187	157	114	151	63	70	81	112	121	109	128				
NNW	19	27	27	38	23	29	26	16	13	8	18	9	21				

Element		1	2	3	4	5	6	7	8	9	10	11	12			
Number of Days With Classified	Daily Max. Temp.	0.0	4	2										4	10	
		0.1 ~ 10.0	21	19	7								10	24	81	
		10.1 ~ 20.0	6	7	23	16	2					14	19	3	90	
		20.1 ~ 30.0				14	28	19	11	14	30	17	1		134	
		30.1					1	7	20	17					45	
	Daily Mean Temp.	- 5.0	3												2	5
		- 4.9 ~ 0.0	14	9	1									14	38	
		0.1 ~ 10.0	14	19	29	4						2	24	15	107	
		10.1 ~ 20.0				25	27	6		1	16	27	6		108	
		20.1				1	4	20	31	30	14	2			102	
	Daily Min. Temp.	- 15.0												1	13	41
		- 14.9 ~ - 5.0	18	9										17	16	85
		- 4.9 ~ 0.0	11	17	21	2						1	17	16	85	
		0.1 ~ 10.0	2	2	9	24	14				2	18	12	2	149	
		10.1				4	17	26	31	31	28	12			104	
	Daily Precip.	0.1mm	8	9	11	7	5	6	18	14	5	6	6	9	31	
		10.0mm		2		3	2	1	9	9	3	1		1	9	
		30.0mm						1	4	2	2				2	
		80.0mm								1	1				1	
		100.0mm								1					1	
	Hourly Max. Precip.	1.0mm	7	4	7	6	5	3	16	13	4	6	2	4	77	
6.0mm			1		1	2	2	10	9	3	1		1	30		
10.0mm							1	6	8	2				17		
20.0mm							1	1	3	1				6		
30.0mm							1	1	1					3		
Daily Max. Wind Speed	0.5 ~ 3.3%								1	1	2			4		
	3.4 ~ 7.9%	19	14	21	11	17	25	16	19	27	25	17	21	232		
	8.0 ~ 13.8%	11	12	8	16	11	5	11	11	2	4	13	9	113		
	13.9%	1	2	1	3	2		4					1	14		
10 - Day Summary	Mean Temp. (0.1 )	1st	43	0	31	118	166		266	274	210	183	103	19		
		2nd	-20	21	57	134	170	212	262	248	196	136	46	-27		
		3rd	-16	22	68	144	186	234	274	237	190	111	47	12		
	Mean Max. Temp. (0.1 )	1st	96	44	91	187	235		300	328	265	230	172	62		
		2nd	32	85	138	197	244	288	310	287	261	196	112	20		
		3rd	34	82	126	217	262	296	319	289	257	189	101	60		
	Mean Min. Temp. (0.1 )	1st	-10	-42	-29	56	103		240	234	165	143	39	-30		
		2nd	-64	-40	-15	69	97	139	227	216	135	94	-12	-78		
		3rd	-71	-28	8	65	113	188	240	193	136	50	-16	-35		
	Mean Wind Speed (0.1%)	1st	15	20	20	17	16	18	27	12	8	12	17	21		
		2nd	19	25	13	25	18	15	15	19	13	9	16	16		
		3rd	19	21	14	19	15	13	10	16	11	12	19	18		
Total Precip. (0.1mm)	1st	25	105	130	265	415	95	1130	210	260	430	40	100			
	2nd	40	220	40	305	50		1145	745	800	125	5	15			
	3rd	150	285	90	45	95	410	365	2195	515		30	160			

		Element	1	2	3	4	5	6	7	8	9	10	11	12				
(0.1 )	Air Temp.	Mean	35	48	81	145	186	208	259	262	216	175	103	32	146			
		Mean Max.	76	97	135	199	245	256	299	298	257	219	150	73	192			
		Mean Min.	- 3	2	35	97	134	169	230	230	180	138	57	- 12	105			
		Highest	136	158	181	255	314	313	346	361	284	274	222	129	361			
		Date	2	16	30	29	30	15	22	7	9	10	8	24	08/07			
		Lowest	- 65	- 43	- 9	39	83	128	188	182	123	65	- 3	- 46	- 65			
		Date	15	11	8	2	2	4	27	27	30	30	19	13	01/15			
(0.1mm)	Precip.	00~24h Total	130	360	275	1035	330	725	2115	1325	2775	1100	5	195	10370			
		Highest. 1	Daily	65	260	70	390	175	285	805	505	2005	615	5	190	2005		
			Date	29	22	1	6	9	26	4	14	11	2	18	24	09/11		
			Hourly	40	45	65	75	45	215	555	140	755	200	5	135	755		
		Date	29	22	1	17	9	26	5	20	11	2	18	24	09/11			
(0.1%)	Wind	Mean Speed	30	30	21	24	19	22	19	22	21	24	24	29	24			
		Highest Gust Speed	157	175	140	165	124	123	130	130	137	211	183	172	211			
		Dir.	NNW	W	N	SSE	ESE	SE	SW	W	WSW	NNE	SW	NNW	NNE			
		Date	15	20	6	6	9	5	11	24	11	22	24	28	10/22			
(0.1%)	Wind Directions Only	Hourly Occurrence Maximum Speed	NNE	50	48	47	48	26	30	23	38	56	86	39	26	86		
			NE	20	25	21	22	11	13	12	26	34	33	7	8	34		
			ENE	23	7	18	12	21	14	20	21	24	21	7		24		
			E	7	18	21	18	31	23	12	22	27	38	10	5	38		
			ESE	26	18	43	52	58	59	35	38	44	36	20		59		
			SE	30	46	56	60	67	74	71	56	61	72	30	39	74		
			SSE	38	45	63	59	72	73	53	61	64	74	25	31	74		
			S	15	10	14	81	20	15	42	33	20	27	15	17	81		
			SSW	49	47	41	65	44	33	45	46	39	31	22	22	65		
			SW	41	68	41	60	45	42	55	51	40	18	38	38	68		
			WSW	67	84	60	53	57	37	49	65	51	35	75	58	84		
			W	47	57	53	49	35	38	44	40	44	24	58	39	58		
			WNW	33	35	36	37	21	33	22	11	24	15	34	33	37		
			NW	30	45	34	30	25	23	19	16	17	42	39	41	45		
			NNW	92	88	79	73	43	41	24	64	63	77	87	101	101		
			N	85	78	79	79	51	39	23	57	74	75	92	94	94		
			(0.1%)	Hourly Occurrence Percentage	CALM	83	89	118	89	126	106	160	101	128	104	138	93	111
					NNE	44	19	62	54	26	32	17	62	140	245	24	17	62
					NE	8	4	15	10	4	8	4	19	11	20	3	3	9
					ENE	4	1	4	4	4	4	8	8	11	12	1		5
					E	3	3	8	8	7	24	5	26	8	11	4	1	9
					ESE	4	4	38	26	42	61	34	79	44	30	10		31
					SE	7	31	90	122	142	269	199	245	90	59	18	9	107
					SSE	12	22	42	46	56	138	54	91	57	39	19	11	49
					S	15	12	8	35	22	19	20	31	22	19	21	17	20
					SSW	20	24	23	83	39	33	73	48	38	15	46	20	38
					SW	20	34	27	86	70	33	94	46	35	12	33	22	43
WSW	66	70			62	86	113	67	108	56	35	19	96	78	71			
W	32	37			47	46	69	25	48	27	21	7	56	47	38			
WNW	34	33			35	29	31	24	24	1	14	11	42	43	27			
NW	52	52			44	35	38	18	26	11	21	20	40	70	36			
NNW	228	232	156	113	81	49	58	52	121	153	156	165	130					
N	367	330	222	128	132	90	69	97	204	224	293	403	213					

Element		1	2	3	4	5	6	7	8	9	10	11	12		
Number of Days With Classified	0.0														
	0.1 ~ 10.0	20	17	3								3	25	68	
	10.1 ~ 20.0	11	11	28	15	4					8	25	6	108	
	Daily Max. Temp.				15	25	28	15	18	30	23	2		156	
	30.1					2	2	16	13					33	
	- 5.0														
	- 4.9 ~ 0.0	4	2											4	10
	0.1 ~ 10.0	27	25	27	2								16	27	124
	Daily Mean Temp.		1	4	27	25	10			3	24	14			108
	20.1				1	6	20	31	31	27	7				123
	- 15.0														
	- 14.9 ~ - 5.0	1													1
	- 4.9 ~ 0.0	16	15	2									1	23	57
	Daily Min. Temp.	14	13	29	16	2					4	26	8		112
	0.1 ~ 10.0				14	29	30	31	31	30	27	3			195
	10.1														
	Daily Precip.	0.1mm	4	6	8	7	3	5	13	13	7	7	1	2	76
	10.0mm			1		4	1	4	4	4	3	4		1	26
	30.0mm					1			2	1	2	1			7
	80.0mm								1		1				2
100.0mm										1				1	
Hourly Max. Precip.	1.0mm	2	5	6	7	3	6	11	9	6	6		1	62	
6.0mm				1	2		2	4	6	4	1		1	21	
10.0mm							1	4	2	2	1		1	11	
20.0mm							1	2		1	1			5	
30.0mm								2			1			3	
Daily Max. Wind Speed	0.5 ~ 3.3%	8	5	12	8	10	9	15	11	13	10	9	8	118	
3.4 ~ 7.9%		17	19	17	17	21	21	16	20	17	18	15	17	215	
8.0 ~ 13.8%		6	4	2	5						3	6	6	32	
13.9%															
10 - Day Summary	Mean Temp.	1st	66	37	63	129	169	202	254	277	223	200	136	40	
		2nd	19	54	87	151	187	202	267	254	223	175	85	14	
		3rd	23	55	92	156	199	219	258	256	201	151	87	40	
	Mean Max. Temp.	1st	108	82	119	181	219	258	285	318	264	245	187	85	
		2nd	57	110	148	205	247	251	312	281	258	217	130	53	
		3rd	64	100	136	210	266	259	300	296	248	197	133	81	
	Mean Min. Temp.	1st	25	3	17	82	122	156	234	242	189	165	89	- 6	
		2nd	- 19	- 5	31	103	134	160	232	228	188	144	42	- 26	
		3rd	- 15	10	54	105	144	189	227	220	165	108	41	- 5	
	Mean Wind Speed	1st	22	30	25	23	22	25	19	20	17	19	18	27	
		2nd	36	33	17	27	18	24	17	21	26	28	29	38	
		3rd	32	26	22	22	18	18	20	24	19	25	26	24	
Total Precip.	1st	55	55	75	585	260	145	1825	180	505	885		5		
	2nd		45	50	365	70	100	70	980	2025	215	5			
	3rd	75	260	150	85		480	220	165	245			190		

		Element	1	2	3	4	5	6	7	8	9	10	11	12			
(0.1 )	Air Temp.	Mean	42	57	90	151	192	200	252	252	211	168	101	26	145		
		Mean Max.	88	110	139	201	245	245	295	290	249	204	157	78	192		
		Mean Min.	2	10	51	114	150	167	220	224	180	139	55	- 17	108		
		Highest	154	188	185	284	294	292	351	344	282	258	236	140	351		
		Date	2	16	30	30	19	30	21	24	9	10	8	23	07/21		
		Lowest	- 74	- 53	- 27	51	111	136	187	185	123	62	- 17	- 73	- 74		
		Date	15	11	8	2	3	5	5	31	30	31	19	12	01/15		
(0.1mm)	Precip.	00~24h Total	130	265	495	1170	290	290	1530	665	2105	755		50	7745		
		Highest. 1 Daily	55	195	195	410	140	80	835	240	1170	270		50	1170		
		Date	8	22	26	17	12	29	4	14	11	6		24	09/11		
		Hourly Date	20	40	85	115	50	65	625	165	525	75		50	625		
(0.1%)	Wind	Mean Speed	36	35	33	37	26	26	29	31	31	39	28	29	32		
		Highest Gust Speed	171	188	153	234	158	179	172	153	163	267	170	226	267		
		Dir.	NNW	ESE	NE	ESE	SSW	ENE	SSW	SSW	NNE	N	NNW	SSW	N		
(0.1%)	Wind Directions Only	Date	20	16	21	6	13	1	10	24	1	22	18	24	10/22		
		Hourly Occurrence Maximum Speed	60	59	75	62	26	65	69	72	86	152	57	39	152		
		NNE	72	60	98	80	49	54	36	47	43	58	23	19	98		
		NE	62	55	81	97	71	47	27	33	28	26	27	26	97		
		ENE	42	36	43	35	39	29	24	23	29	16	14	14	43		
		E	57	106	86	114	72	76	31	21	27	20	23	27	114		
		ESE	50	66	56	42	34	39	36	26	34	51	32	27	66		
		SE	34	79	42	43	55	57	49	62	65	69	50	86	86		
		SSE	60	82	75	49	61	77	80	74	60	71	56	41	82		
		S	68	80	48	66	73	54	71	73	43	37	61	61	80		
		SSW	87	55	29	69	50	33	47	76	49	36	73	71	87		
		SW	70	59	53	52	58	31	43	14	48	22	69	57	70		
		WSW	50	57	43	37	38	23	23	34	18	28	41	46	57		
		W	58	52	35	38	25	30	17	11	20	42	47	70	70		
		WNW	50	70	59	15	25	41	27	42	53	43	75	73	75		
		NW	94	80	65	46	39	40	33	49	78	75	99	87	99		
		NNW	72	71	65	60	32	58	56	63	96	138	49	55	138		
		(0.1%)	Hourly Occurrence Percentage	CALM	1	7	11	7	23	27	15	7	18	15	21	12	14
				NNE	97	67	32	46	20	236	135	304	231	286	33	24	126
				NE	59	30	52	47	36	40	47	67	32	28	7	4	38
				ENE	85	158	325	169	93	27	11	27	28	20	7	5	79
				E	16	34	66	33	62	40	14	16	21	11	8	3	27
				ESE	66	130	249	540	591	78	22	13	17	4	8	11	144
				SE	15	12	9	7	16	74	77	20	31	22	18	7	25
				SSE	5	19	8	13	19	116	101	38	42	28	44	26	38
S	7			15	12	8	39	155	309	82	47	16	83	47	68		
SSW	20			10	12	18	26	36	132	63	31	11	104	46	43		
SW	32			21	13	21	16	12	43	12	18	7	93	89	32		
WSW	44			19	9	4	20	14	9	5	25	4	75	98	28		
W	49			31	26	7	5	12	5	4	15	19	42	87	25		
WNW	53			54	19	13	3	4	5	3	25	28	42	95	29		
NW	42			64	16	1	3	19	15	15	50	40	103	190	46		
NNW	140	163	43	11	8	17	18	114	217	253	235	204	119				
N	268	164	97	54	20	92	41	209	154	208	76	52	120				

Element		1	2	3	4	5	6	7	8	9	10	11	12		
Number of Days With Classified	Daily Max. Temp.	0.0													
		0.1 ~ 10.0	20	12									3	22	57
		10.1 ~ 20.0	11	16	31	12	1	1				17	19	9	117
		20.1 ~ 30.0				18	30	26	19	22	30	14	8		167
	Daily Mean Temp.	30.1							12	9					21
		- 5.0												5	12
		- 4.9 ~ 0.0	5	2											5
		0.1 ~ 10.0	26	24	20	2							15	25	112
	Daily Min. Temp.	10.1 ~ 20.0		2	11	27	19	12			5	26	15		117
		20.1				1	12	15	30	31	25	5			119
		- 15.0												4	8
		- 14.9 ~ - 5.0	3	1											4
	Daily Max. Precip.	- 4.9 ~ 0.0	12	10	2								2	20	46
		0.1 ~ 10.0	16	17	29	8						4	23	7	104
		10.1				22	31	27	31	31	30	27	5		204
		0.1mm	4	5	10	7	3	4	10	8	6	11		1	69
	Hourly Max. Precip.	10.0mm		1	1	4	2		2	3	4	3			20
		30.0mm				1			2		2				5
		80.0mm							1		1				2
		100.0mm									1				1
	Daily Max. Wind Speed	1.0mm	3	3	8	5	3	5	7	8	6	7		1	56
6.0mm				3	2		1	3	1	5	2			17	
10.0mm					1			2	1	2				6	
20.0mm								2		1				3	
Daily Max. Wind Speed	30.0mm							2		1				3	
	0.5 ~ 3.3%														
	3.4 ~ 7.9%	4	2	3	4	6	10	6	6	13	6	6	4	70	
	8.0 ~ 13.8%	23	18	25	13	22	15	23	24	11	19	18	20	231	
10 - Day Summary	Mean Temp.	13.9%	4	8	3	13	3	2	2	1	6	6	6	7	61
		1st	77	45	74	133	181		238	265	219	193	140	38	
		2nd	23	65	99	158	195	195	270	242	214	167	81	4	
	Mean Max. Temp.	3rd	28	60	98	164	198	213	246	249	198	147	84	36	
		1st	112	100	131	176	233		279	303	261	226	199	92	
		2nd	72	126	147	208	245	240	321	274	247	200	136	53	
	Mean Min. Temp.	3rd	79	104	140	218	255	254	285	294	240	189	136	89	
		1st	44	4	26	101	140		212	237	190	165	92	- 8	
		2nd	- 19	6	61	121	150	160	232	223	187	143	32	- 41	
	Mean Wind Speed	3rd	- 16	21	65	121	158	184	217	212	164	110	42	- 3	
		1st	34	34	33	41	27		32	29	31	32	23	29	
		2nd	39	40	34	37	25	28	28	31	38	44	28	32	
Total Precip.	3rd	37	32	33	34	25	22	26	33	26	41	32	27		
	1st	85	30	100	535	150	130	1045	320	450	550				
	2nd		10	85	620	140	80	5	310	1425	195				
(0.1mm)	3rd	45	225	310	15		80	480	35	230	10		50		

Element		1	2	3	4	5	6	7	8	9	10	11	12				
(0.1 )	Air Temp.	Mean	8	10	48	105	156	189	241	243	214	163	76	8	122		
		Mean Max.	34	34	67	137	186	217	265	264	232	182	104	36	147		
		Mean Min.	- 11	- 9	33	84	130	169	220	227	197	145	52	- 17	102		
		Highest	90	106	108	226	256	265	300	314	257	224	178	92	314		
		Date	1	16	19	30	30	20	22	5	4	2	7	3	08/05		
		Lowest	- 71	- 54	- 19	49	85	144	198	177	169	68	- 19	- 69	- 71		
		Date	23	10	7	8	1	3	11	28	29	30	18	12	01/23		
(0.1mm)	Precip.	00~24h Total	180	79	5	380	125	75	3645	1395	185	155	45	205	6474		
		Highest. 1	80	39	5	340	60	30	880	430	105	105	25	135	880		
		Daily	23	9	1	5	9	7	16	20	11	10	25	24	07/16		
		Date	23	9	1	5	13	7	16	24	11	11	25	24	07/16		
(0.1%)	Wind	Mean Speed	58	58	41	33	28	25	15	25	34	45	53	56	39		
		Highest Gust Speed	234	192	173	186	165	146	186	195	176	220	246	227	246		
		Dir.	WNW	NW	WNW	W	NW	WNW	WNW	N	W	NW	W	WNW	W		
(0.1%)	Wind Directions Only	Date	21	20	7	18	5	1	16	28	28	29	25	11	11/25		
		Hourly Occurrence Maximum Speed	93	104	47	100	41	15	22	98	79	88	115	70	115		
		NNE	59	84	34	65	51	15	46	123	66	67	66	48	123		
		NE	71	66	64	33	12	18	24	109	97	99	61	57	109		
		ENE	61	32	68	24	21	23	19	73	101	129	45	45	129		
		E	78	85	42	77	40	83	23	86	99	123	67	62	123		
		ESE	78	76	45	77	40	55	52	76	44	65	75	54	78		
		SE	44	41	41	47	39	17	21	29	14	18	42	53	53		
		SSE	17	19	27	26	21	15	15	13	16	10	18	30	30		
		S	12	20	26	38	35	32	22	14	21	18	26	20	38		
		SSW	17	38	27	46	42	34	51	24	40	21	31	28	51		
		SW	65	56	61	68	92	57	52	52	51	26	62	63	92		
		WSW	158	113	112	149	129	96	52	71	146	83	172	142	172		
		W	172	150	140	151	134	104	88	75	139	166	180	167	180		
		WNW	169	161	137	127	115	96	45	99	115	188	166	170	188		
		NW	143	126	99	107	92	39	24	95	94	144	134	113	144		
		NNW	112	83	52	52	83	54	25	93	68	119	110	106	119		
		N	17	19	31	26	68	76	105	75	29	31	24	43	46		
		(0.1%)	Hourly Occurrence Percentage	CALM	43	27	9	14	5	7	7	38	44	109	67	50	35
				NNE	24	16	3	13	3	4	15	20	18	59	40	19	20
				NE	34	25	4	10	3	6	13	19	39	71	21	26	23
				ENE	34	16	12	13	11	6	17	20	29	82	13	17	23
				E	87	48	47	67	56	65	74	118	149	148	51	46	80
ESE	54			65	38	79	64	82	149	255	121	90	117	89	101		
SE	50			40	30	44	22	11	44	20	22	11	35	82	34		
SSE	9			12	9	14	18	17	22	7	10	1	11	12	12		
S	5			12	8	32	29	31	48	4	14	7	18	20	19		
SSW	3			19	24	67	122	47	110	19	24	7	42	12	41		
SW	38			76	237	315	293	286	211	124	128	34	88	39	156		
WSW	62			110	223	182	207	247	113	133	104	26	75	40	127		
W	162			143	153	49	53	54	39	70	78	73	136	132	95		
WNW	227			247	144	44	27	35	16	32	99	130	117	210	110		
NW	96			83	24	18	15	15	5	23	50	54	92	94	47		
NNW	55			40	4	14	5	11	11	23	43	69	56	70	33		



Element		1	2	3	4	5	6	7	8	9	10	11	12			
Number of Days With Classified	Daily Max. Temp.	0.0	5	3										7	15	
		0.1 ~ 10.0	26	24	30	3							12	24	119	
		10.1 ~ 20.0		1	1	26	20	7				1	23	18		97
		20.1 ~ 30.0				1	10	23	31	28	29	8				130
		30.1								3						3
	Daily Mean Temp.	- 5.0	2												1	3
		- 4.9 ~ 0.0	13	11	1								1	12	38	
		0.1 ~ 10.0	16	17	30	10						1	19	18	111	
		10.1 ~ 20.0				20	29	21		1	5	29	10		115	
		20.1					1	9	31	30	25	1			97	
	Daily Min. Temp.	- 15.0														
		- 14.9 ~ - 5.0	5	1											6	12
		- 4.9 ~ 0.0	15	14	4								3	17	53	
		0.1 ~ 10.0	11	13	27	26	3					3	23	8	114	
		10.1				4	27	30	31	31	30	28	4		185	
	Daily Precip.	0.1mm	5	5	1	3	4	4	17	13	5	3	4	6	70	
		10.0mm				1			10	3	1	1		1	17	
		30.0mm				1			5	2					8	
		80.0mm							1						1	
		100.0mm														
Hourly Max. Precip.	1.0mm	3	2		3	2	3	16	13	3	3	2	4	54		
	6.0mm				1			11	3		2			17		
	10.0mm							8	3		2			13		
	20.0mm							3	1					4		
	30.0mm							1	1					2		
Daily Max. Wind Speed	0.5 ~ 3.3%							1	2					3		
	3.4 ~ 7.9%	5	4	13	5	14	16	21	19	18	13	6	8	142		
	8.0 ~ 13.8%	14	13	11	22	12	13	8	9	11	13	7	7	140		
	13.9%	12	11	7	3	4	1	1	1	1	5	17	16	79		
10 - Day Summary	Mean Temp.	1st	53	- 1	30	89	142	173	236	258	221	186	125	24		
		2nd	- 9	14	56	106	153	188	239	239	216	158	57	- 20		
		3rd	- 18	20	58	120	171	205	248	234	204	146	46	20		
	Mean Max. Temp.	1st	70	16	50	115	172	197	257	288	237	204	148	55		
		2nd	16	47	76	139	182	220	265	255	236	176	90	10		
		3rd	17	39	75	159	201	235	272	252	223	166	76	41		
	Mean Min. Temp.	1st	36	- 16	10	70	116	154	212	239	207	169	100	- 6		
		2nd	- 28	- 11	40	86	129	166	216	226	199	143	37	- 46		
		3rd	- 38	3	47	97	143	186	231	216	185	126	20	- 1		
	Mean Wind Speed	1st	52	69	54	31	28	34	16	15	23	36	44	54		
		2nd	61	56	36	35	31	22	14	26	49	48	61	67		
		3rd	63	46	34	33	27	19	16	33	30	51	53	47		
Total Precip.	1st		44	5	340	60	60	1380	90	10	130	10	40			
	2nd		15		40	60		1470	685	105	25	5				
	3rd	180	20			5	15	795	620	70		30	165			

		Element	1	2	3	4	5	6	7	8	9	10	11	12				
(0.1 )	Air Temp.	Mean	- 1	5	47	109	158	194	247	247	213	160	68	- 2	120			
		Mean Max.	30	36	78	148	198	226	274	275	240	188	102	27	152			
		Mean Min.	-25	- 21	27	86	135	175	230	227	189	133	38	- 30	97			
		Highest	99	110	131	226	263	279	318	341	267	241	179	88	341			
		Date	4	16	11	30	30	26	6	5	4	8	7	23	08/05			
		Lowest	- 83	- 60	- 18	48	99	147	209	180	158	56	- 28	- 85	- 85			
		Date	23	10	7	2	1	6	11	28	29	30	30	12	12/12			
(0.1mm)	Precip.	00~24h Total	10	25	5	95	170	25	1285	630	65	30	85	110	2535			
		Highest.	1 Daily	10	25	5	75	120	10	195	355	35	25	60	50	355		
			Date	29	22	2	5	23	13	16	24	27	11	25	24	08/24		
			Hourly	5	10	5	25	120	10	125	345	20	20	50	20	345		
(0.1%)	Wind	Date	29	22	2	5	23	13	16	24	27	11	25	24	08/24			
		Mean Speed	27	32	39	49	44	43	37	40	34	28	36	27	36			
		Highest Gust Speed	248	172	182	186	243	154	188	213	186	192	265	192	265			
(0.1%)	Wind Directions Only	Dir.	W	W	WSW	SW	WSW	W	W	WSW	W	W	W	W	W			
		Date	27	9	9	14	13	1	16	24	28	29	23	10	11/23			
		Hourly Occurrence Maximum Speed	NNE	19	9	10	6				11	24	41	21	9	29	41	
			NE	64	41	45	62	5	23	32	106	74	120	61	43	120		
			ENE	64	43	56	57	29	13	26	75	76	104	43	49	104		
			E	92	104	52	111	51	119	76	111	102	90	76	72	119		
			ESE	83	85	50	115	70	100	90	125	86	115	79	73	125		
			SE	68	81	51	70	88	75	70	111	46	72	74	73	111		
			SSE	47	81	57	66	44	57	65	91	47	26	91	64	91		
			S	79	93	33	70	84	56	83	71	53	61	69	89	93		
			SSW	103	141	48	142	151	90	121	71	61	60	138	96	151		
			SW	142	78	66	142	163	103	117	138	95	58	93	63	163		
			WSW	132	119	151	135	197	122	137	167	91	110	183	148	197		
			W	198	110	143	150	141	126	107	108	151	99	178	148	198		
			WNW	142	111	113	95	91	125	75	62	89	87	121	139	142		
			NW	15	49	53	57	57	56	55	41	8	32	14	15	57		
			NNW	9	7	5	13			6		5	8	7	6	13		
			N	5	4	4	4	4	4	4	4	4	4	11	4	11		
			(0.1%)	Hourly Occurrence Percentage	CALM	90	77	59	50	65	90	62	94	133	102	50	101	81
					NNE	9	3	3	1			8	7	7	7	3	17	5
					NE	83	43	8	17	3	10	24	34	67	173	67	38	47
					ENE	73	37	16	18	4	7	16	34	61	85	74	60	40
		E			90	33	15	32	23	40	39	116	115	163	85	71	69	
ESE	105	88			86	88	73	72	128	270	156	138	139	169	126			
SE	60	49			44	40	73	43	73	59	42	47	56	91	57			
SSE	32	27			19	38	42	25	52	32	38	11	54	50	35			
S	24	21			24	58	42	36	60	23	36	22	44	66	38			
SSW	62	97			38	78	77	54	157	23	51	39	99	94	72			
SW	78	116			73	86	85	39	98	60	58	44	74	63	73			
WSW	91	134			152	172	203	135	81	36	58	40	60	70	102			
W	105	173			274	193	181	271	87	108	124	69	135	66	148			
WNW	82	86			160	107	97	156	91	79	50	56	50	36	88			
NW	11	15			27	19	35	22	22	26	3	3	8	5	16			
NNW	3	1	3	3			1		1	1	1	1	1					
N	1										3		0					

Element		1	2	3	4	5	6	7	8	9	10	11	12			
Number of Days With Classified	Daily Max. Temp.	0.0	7	3										9	19	
		0.1 ~ 10.0	24	23	26	2							15	22	112	
		10.1 ~ 20.0		2	5	27	15	8				1	22	15		95
		20.1 ~ 30.0				1	16	22	29	26	29	9				132
		30.1							2	5						7
	Daily Mean Temp.	- 5.0	3	1											2	6
		- 4.9 ~ 0.0	16	12	1									2	14	45
		0.1 ~ 10.0	12	15	30	9						1	21	15		103
		10.1 ~ 20.0				21	31	20		1	6	27	7			113
		20.1						10	31	30	24	3				98
	Daily Min. Temp.	- 15.0														
		- 14.9 ~ - 5.0	11	2											9	22
		- 4.9 ~ 0.0	12	23	4									7	16	62
		0.1 ~ 10.0	8	3	27	24	1					4	21	6		94
		10.1				6	30	30	31	31	30	27	2			187
	Daily Precip.	0.1mm	1	1	1	3	5	3	15	12	3	2	5	6		57
		10.0mm					1		4	2						7
		30.0mm								1						1
		80.0mm														
		100.0mm														
Hourly Max. Precip.	1.0mm		1		2	3	3	15	5	2	1	2	4		38	
	6.0mm					1		5	1						7	
	10.0mm					1		2	1						4	
	20.0mm								1						1	
	30.0mm								1						1	
Daily Max. Wind Speed	0.5 ~ 3.3%															
	3.4 ~ 7.9%	10	5	2	2	4	3	9	10	12	15	8	10		90	
	8.0 ~ 13.8%	13	15	24	22	20	24	18	16	16	12	11	14		205	
	13.9%	8	8	5	6	7	3	4	5	2	4	11	7		70	
10 - Day Summary	Mean Temp.	1st	44	- 6	26	93	148	177	240	266	221	186	119	15		
		2nd	- 18	8	54	111	154	194	246	243	215	153	48	- 32		
		3rd	- 26	16	58	124	172	210	254	234	203	142	38	9		
	Mean Max. Temp.	1st	73	17	57	130	197	201	265	301	247	212	149	48		
		2nd	10	50	91	151	186	233	279	269	241	180	82	- 1		
		3rd	10	43	86	163	209	244	279	258	231	173	75	35		
	Mean Min. Temp.	1st	21	- 25	5	70	121	159	226	244	199	163	89	- 18		
		2nd	- 41	- 26	32	91	133	173	225	226	190	128	22	- 60		
		3rd	- 53	- 10	43	96	149	194	238	212	178	111	5	- 14		
	Mean Wind Speed	1st	32	26	45	46	43	57	46	29	26	31	42	35		
		2nd	22	39	34	51	52	38	29	55	41	27	33	25		
		3rd	28	31	40	49	38	32	36	36	36	26	32	22		
Total Precip.	1st			5	75	15	10	690	20	5	5	15	55			
	2nd				20	15	10	335	165	25	25					
	3rd	10	25			140	5	260	445	35		70	55			

Element		1	2	3	4	5	6	7	8	9	10	11	12				
(0.1 )	Air Temp.	44	57	90	145	185	206	251	265	226	183	115	40	151			
	Mean Max.	77	94	119	170	220	234	275	291	253	210	148	73	180			
	Mean Min.	12	19	62	121	159	187	232	246	203	158	82	5	124			
	Highest	123	166	163	201	267	269	319	345	283	261	222	139	345			
	Date	2	17	30	3	30	15	22	6	8	10	8	24	08/06			
	Lowest	-67	-49	-14	58	135	158	204	206	154	82	0	-48	-67			
	Date	15	11	8	2	9	2	11	31	29	30	19	12	01/15			
(0.1mm)	Precip.	125	355	270	855	480	480	1955	695	3540	1025		90	9870			
	00~24h Total																
	Highest. 1 Daily	60	235	65	295	220	265	1450	310	2690	685		90	2690			
	Date	29	22	20	17	9	29	4	14	11	2		24	09/11			
(0.1%)	Hourly	40	50	55	90	50	130	665	85	740	255		50	740			
	Date	29	22	1	17	12	29	4	9	11	2		24	09/11			
	Wind	35	36	32	40	30	33	35	35	35	41	26	29	34			
	Mean Speed	180	187	153	220	120	161	172	146	248	241	185	188	248			
(0.1%)	Highest Gust Speed																
	Dir.	WNW	S	WNW	SE	NW	SSE	SE	ENE	SE	N	WNW	SSE	SE			
	Date	20	20	27	6	6	7	10	31	11	22	18	24	09/11			
	Hourly Occurrence Maximum Speed	75	60	91	136	69	94	86	91	95	99	60	52	136			
(0.1%)	Wind Directions Only	NNE	54	29	55	109	76	78	69	61	86	131	36	31	131		
		NE	22	13	21	49	53	59	70	61	46	29	15	23	70		
		ENE		17	18	52	15	47	55	38	31	30	17		55		
		E	13	18	20	47	58	50	50	23	27	24	23	7	58		
		ESE	33	51	59	165	66	112	120	74	82	90	36	134	165		
		SE	56	138	105	120	78	71	84	96	71	114	63	72	138		
		SSE	54	110	71	66	69	34	20	65	51	25	65	42	110		
		S	58	73	48	32	41	14	18	33	43	30	56	47	73		
		SSW	47	40	51	41	35	25	31	16	30	31	57	37	57		
		SW	55	61	39	31	24	36	18	20	28	34	39	60	61		
		WSW	80	66	48	72	41	33	21	34	78	111	79	64	111		
		W	95	90	73	68	61	67	58	68	114	116	120	102	120		
		WNW	64	70	60	117	61	64	50	81	115	113	65	76	117		
		NW	78	63	72	105	55	78	84	82	119	131	52	66	131		
		NNW	88	63	84	118	45	69	85	79	111	126	49	68	126		
		(0.1%)	Hourly Occurrence Percentage	CALM	31	19	43	38	27	26	35	24	79	35	101	109	47
				NNE	125	94	153	110	69	171	75	212	171	187	119	58	129
NE	16			13	19	31	40	74	27	102	31	44	22	12	36		
ENE	3			9	5	28	32	40	34	82	17	8	4	1	22		
E				6	5	21	16	19	16	38	7	8	6		12		
ESE	3			4	12	50	77	67	62	22	33	12	13	3	30		
SE	13			58	105	294	387	368	552	109	92	65	32	11	175		
SSE	27			67	114	167	124	42	90	134	53	17	79	13	77		
S	38			52	35	26	44	18	16	13	26	11	74	23	31		
SSW	36			36	24	15	15	7	9	13	17	5	63	43	24		
SW	38			33	17	17	12	7	5	1	11	8	43	24	18		
WSW	35			37	31	7	8	10	4	7	17	8	25	43	19		
W	106			144	54	26	22	10	5	11	26	22	89	164	56		
WNW	333			268	159	65	42	31	12	63	147	246	208	320	157		
NW	93			98	74	31	36	28	20	59	111	133	46	79	67		
NNW	42			25	62	31	23	32	19	52	67	103	35	42	45		
N	62			36	87	44	27	51	17	56	96	87	42	55	55		

Element		1	2	3	4	5	6	7	8	9	10	11	12		
Number of Days With Classified	Daily Max. Temp.	0.0													
		0.1 ~ 10.0	21	18	4								3	24	70
		10.1 ~ 20.0	10	10	27	29	8					10	24	7	125
		20.1 ~ 30.0				1	23	30	29	24	30	21	3		161
	Daily Mean Temp.	30.1							2	7					9
		- 5.0												4	10
		- 4.9 ~ 0.0	4	2											4
		0.1 ~ 10.0	27	24	20	2							11	26	110
	Daily Min. Temp.	10.1 ~ 20.0		2	11	28	25	13			1	23	19	1	123
		20.1					6	17	31	31	29	8			122
		- 15.0													3
		- 14.9 ~ - 5.0	3												3
	Daily Precip.	- 4.9 ~ 0.0	11	6	1								1	14	33
		0.1 ~ 10.0	17	22	30	3						2	18	17	109
		10.1				27	31	30	31	31	30	29	11		220
		0.1mm	4	4	9	7	3	3	13	10	6	7		1	67
	Hourly Max. Precip.	10.0mm		1		3	2	2	2	2	5	2			19
		30.0mm							1	1	2	1			5
		80.0mm							1		1				2
		100.0mm							1		1				2
		1.0mm	2	4	7	7	3	4	12	6	5	6		1	57
Daily Max. Wind Speed	6.0mm				1		1	2	2	5	1			12	
	10.0mm						1	2		3	1			7	
	20.0mm							1		1	1			3	
	30.0mm							1		1				2	
Daily Max. Wind Speed	0.5 ~ 3.3%														
	3.4 ~ 7.9%	4	4	7	3	6	7	7	5	9	9	10	5	76	
	8.0 ~ 13.8%	18	17	20	20	25	19	21	25	16	10	16	18	225	
	13.9%	9	7	4	7		4	3	1	5	12	4	8	64	
10 - Day Summary	Mean Temp.	1st	79	45	71	134	177	193	235	282	233	209	152	50	
		2nd	24	64	102	149	183	201	254	256	230	181	95	17	
		3rd	31	64	96	152	193	224	262	258	216	161	99	52	
	Mean Max. Temp.	1st	107	81	104	160	217	225	256	313	261	235	185	82	
		2nd	59	105	130	173	214	228	278	279	251	205	129	52	
		3rd	67	95	123	179	227	249	290	284	246	193	130	85	
	Mean Min. Temp.	1st	54	11	36	109	152	174	219	260	209	186	118	14	
		2nd	- 12	18	77	125	158	180	234	239	208	160	60	- 20	
		3rd	- 5	31	71	128	167	206	241	239	191	131	67	18	
	Mean Wind Speed	1st	34	33	34	48	29	38	41	35	29	34	24	27	
		2nd	37	40	29	39	32	38	32	34	47	47	27	33	
		3rd	33	33	32	34	29	24	31	38	29	42	28	28	
Total Precip.	1st	55	75	70	280	310	120	1845	210	530	855				
	2nd		45	65	435	170	95	65	375	2805	160				
	3rd	70	235	135	140		265	45	110	205	10		90		

	Element	1	2	3	4	5	6	7	8	9	10	11	12				
(0.1 )	Air Temp.	Mean			112	165	199	216	261	279	244	204	138				
		Mean Max.			135	187	226	236	282	294	261	222	164				
		Mean Min.			89	147	181	201	242	266	227	185	109				
		Highest	140	175	165	223	276	272	324	336	285	281	237	129	336		
		Date	2	17	30	30	30	15	22	7	9	10	8	3	08/07		
		Lowest	-55	21	12	94	159	176	222	231	180	112	25	-23	-55		
		Date	15	24	8	2	9	9	5	31	29	30	19	12	01/15		
(0.1mm)	Precip.	00~24h Total	75	513	205	745	365	562	1785	830	3400	675		20	9175		
		Highest. 1 Daily	65	210	80	285	170	310	1410	310	2480	330			20	2480	
		Date	8	22	20	17	9	29	4	9	11	2			24	09/11	
		Hourly	25	78	45	95	65	130	565	210	845	150			15	845	
(0.1%)	Wind	Mean Speed			45	55	47	39	51	40	36	41	48	56			
		Highest Gust Speed	221	226	182	235	169	145	193	170	205	253	215	231	253		
		Dir.	WNW	SSW	WNW	SSW	SW	SSW	SW	SSW	S	NNE	WNW	S	NNE		
		Date	11	19	27	14	12	9	3	24	11	22	19	24	10/22		
(0.1%)	Wind Directions Only	Hourly Occurrence Maximum Speed			19	56	64	75	52	58	61	65	21		75		
		NNE	88	55	94	120	65	82	78	90	127	139	59		139		
		NE	57	47	76	78	69	66	58	66	111	118	47	22	118		
		ENE	40	72	78	54	94	53	43	96	55	39	30	14	96		
		E	13	49	39	49	49	65	21	47	103	125	22	16	125		
		ESE	8	25	46	70	45	39	18	62	46	113	22	29	113		
		SE	7	49	62	161	82	79	49	68	166	48	57	135	166		
		SSE	23	73	96	166	127	130	129	99	82	117	66	116	166		
		S	73	172	148	167	141	122	134	129	85	68	85	114	172		
		SSW	95	148	111	113	138	88	158	94	103	83	150	112	158		
		SW	128	109	115	128	111	73	72	51	85	60	117	154	154		
		WSW	169	115	125	130	100	89	59	60	79	130	133	147	169		
		W	186	120	105	105	106	47	42	43	83	115	162	144	186		
		WNW	28	37	30	40	18	55	14	20	70	131	33	29	131		
		NW			6	38	18	7					6	11	5	38	
		NNW	4	4	4	19	9	4	4	16	13	33	8	17	33		
		N															
		(0.1%)	Hourly Occurrence Percentage	CALM	30	66	27	8	23	25	44	27	82	32	11	19	32
				NNE			7	14	27	40	28	12	10	4	8		13
				NE	88	39	82	122	125	288	144	323	182	234	35		143
				ENE	16	43	93	75	66	132	69	223	154	172	13	3	92
				E	14	33	63	14	16	21	11	52	32	26	8	3	25
				ESE	2	29	22	19	16	15	8	13	33	28	1	5	16
				SE	2	12	11	11	17	15	3	20	49	34	7	1	16
				SSE	2	4	32	56	32	29	17	26	31	28	8	5	24
				S	16	20	50	101	145	93	118	27	35	38	11	8	58
				SSW	30	109	90	214	234	145	294	130	44	30	85	7	121
				SW	65	115	51	151	149	71	207	54	50	38	142	46	95
WSW	122			104	83	69	77	35	38	13	38	40	146	112	70		
W	304			213	200	67	39	14	11	22	83	59	236	407	130		
WNW	290			207	175	64	26	15	5	46	88	156	267	367	135		
NW	18			6	13	8	4	60	3	9	88	78	18	13	27		
NNW			1	3	3	1					1	3	1	1			
N				3	1				3	3	3	1	3	1			

Element		1	2	3	4	5	6	7	8	9	10	11	12		
Number of Days With Classified	Daily Max. Temp.	0.0													
		0.1 ~ 10.0	9	3	2								1	7	22
		10.1 ~ 20.0	9	17	29	22	3	1				4	26	6	117
		20.1 ~ 30.0				8	28	29	28	21	30	27	3		174
	Daily Mean Temp.	30.1							3	10					13
		- 5.0													2
		- 4.9 ~ 0.0	2												2
		0.1 ~ 10.0	10	12	9								6	11	48
	Daily Min. Temp.	10.1 ~ 20.0	6	8	22	30	17	5				12	23	2	125
		20.1					14	25	31	31	30	19	1		151
		- 15.0													1
		- 14.9 ~ - 5.0	1												1
	Daily Precip.	- 4.9 ~ 0.0	4											3	7
		0.1 ~ 10.0	13	18	20	1							12	10	74
		10.1		2	11	29	31	30	31	31	30	31	18		244
		0.1mm	2	7	8	7	3	6	11	7	6	8		1	66
	Hourly Max. Precip.	10.0mm		3		3	2	1	2	2	5	2			20
		30.0mm						1	1	1	2	1			6
		80.0mm							1		1				2
		100.0mm							1		1				2
1.0mm		1	5	5	7	3	6	6	7	6	7		1	54	
Daily Max. Wind Speed	6.0mm		2		2	1	1	2	1	5	1			15	
	10.0mm						1	2	1	3	1			8	
	20.0mm							1	1	1				3	
	30.0mm							1		1				2	
	0.5 ~ 3.3%														
10 - Day Summary	Mean Temp. (0.1 )	1st	99		94	152	192	206	250	292	250	228	174	74	
		2nd	24		124	168	199	211	265	273	248	203	118		
		3rd		88	119	175	204	232	267	273	234	184	123		
Mean Max. Temp. (0.1 )	1st	118		123	171	218	229	266	308	267	246	196	100		
	2nd	59		143	193	227	229	286	284	264	220	147			
	3rd		110	139	198	233	248	292	289	253	203	151			
Mean Min. Temp. (0.1 )	1st	77		63	134	177	188	234	279	232	209	146	40		
	2nd	- 10		103	149	180	196	244	262	233	187	86			
	3rd		61	99	159	185	220	248	257	216	160	94			
Mean Wind Speed (0.1%)	1st	43		59	53	45	44	64	37	29	34	46	54		
	2nd	61		33	60	49	42	57	35	51	45	50	59		
	3rd		45	44	52	47	30	35	47	28	45	50	56		
Total Precip. (0.1mm)	1st	75	288	30	130	225	162	1715	310	570	500				
	2nd		15	80	410	140	85	45	460	2625	165				
	3rd		210	95	205		315	25	60	205	10	20			

# Meteorological observation network

